

**Autodromo do Estoril**  
**Euroformula Open**  
**Private Test 1**

**Results**

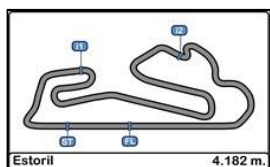
27/04/2017

Ord.	Nº	Entrant	Driver	Nat.	Cat.	Cl.	Chassis	Team	Laps	Best	Time	Gap	Interval	Km/h
1	16	Drivex School	Nikita Troitskiy	RUS	R	1º	Dallara F312	Drivex School	42	39	1'31.717			164.148
2	10	RP Motorsport	Harrison Scott	GBR			Dallara F312	RP Motorsport	29	28	1'31.942	0"225	0"225	163.747
3	1	Campos Racing	Petru Florescu	ROU	R	2º	Dallara F312	Campos Racing	44	39	1'32.035	0"318	0"093	163.581
4	24	Carlin Motorsport	Ameya Vaidyanathan	IND			Dallara F312	Carlin Motorsport	57	32	1'32.207	0"490	0"172	163.276
5	2	Campos Racing	Thiago Vivacqua	BRA			Dallara F312	Campos Racing	34	33	1'32.339	0"622	0"132	163.043
6	17	Carlin Motorsport	Devlin De Francesco	CAN/ITA	R	3º	Dallara F312	Carlin Motorsport	56	54	1'32.356	0"639	0"017	163.013
7	3	Campos Racing	Simo Laaksonen	FIN	R	4º	Dallara F312	Campos Racing	50	41	1'32.627	0"910	0"271	162.536
8	34	Campos Racing	Matheus Iorio	BRA			Dallara F312	Campos Racing	40	27	1'32.688	0"971	0"061	162.429
9	18	Fortec Motorsports	Jannes Fittje	DEU	R	5º	Dallara F312	Fortec Motorsports	36	27	1'32.920	1"203	0"232	162.023
10	42	RACE	Eliseo Martinez Meroño	ESP	R	6º	Dallara F312	Teo Martin Motorsport	41	26	1'33.018	1"301	0"098	161.853
11	14	Carlin Motorsport	Tarun Reddy	IND	R	7º	Dallara F312	Carlin Motorsport	53	38	1'33.163	1"446	0"145	161.601
12	12	Drivex School	Christian Hahn	BRA			Dallara F312	Drivex School	49	45	1'33.255	1"538	0"092	161.441
13	19	Fortec Motorsports	Yan Leon Shlom	RUS	R	8º	Dallara F312	Fortec Motorsports	36	25	1'33.282	1"565	0"027	161.394
14	43	RACE	Pedro Cardoso	BRA			Dallara F312	Teo Martin Motorsport	41	36	1'33.300	1"583	0"018	161.363
15	11	RP Motorsport	Alexs Karkosik	POL	R	9º	Dallara F312	RP Motorsport	40	36	1'33.346	1"629	0"046	161.284
16	8	RP Motorsport	Lodovico Laurini	ITA	R	10º	Dallara F312	RP Motorsport	44	41	1'33.914	2"197	0"568	160.308
17	44	RACE	Javier Cobián	ESP	R	11º	Dallara F312	Teo Martin Motorsport	46	44	1'34.352	2"635	0"438	159.564
18	22	BVM Racing	Daniil Pronenko	RUS			Dallara F312	BVM Racing	38	29	1'34.513	2"796	0"161	159.292
19	20	Fortec Motorsports	Najiy Ayyad Razak	MYS	R	12º	Dallara F312	Fortec Motorsports	38	27	1'34.655	2"938	0"142	159.053

Published at:.....

Track Status **DRY**

<b>Stewards:</b>	<b>Race Director:</b>	<b>Timekeeper:</b> 
------------------	-----------------------	---

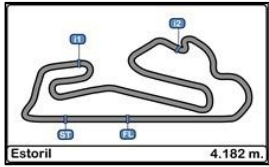


Autodromo do Estoril  
Euroformula Open  
Private Test 1

LAP ANALYSIS

27/04/2017

Number	1			2			3			8			10			
	Lap	Lap Time	Partial	Speed	Lap Time	Partial	Speed	Lap Time	Partial	Speed	Lap Time	Partial	Speed	Lap Time	Partial	Speed
1ª - 1	0'24.998	0'24.998		221.312	0'25.137	0'25.137	194.245	0'24.080	0'24.080	196.722	0'21.918	0'21.918	222.223	0'21.016	0'21.016	229.300
1ª - 2	1'14.379	0'49.381			1'17.286	0'52.149		1'15.927	0'51.847		1'11.041	0'49.123		1'08.806	0'47.790	
1ª - 3	1'47.093	0'32.714			1'56.187	0'38.901	PIT	1'47.439	0'31.512		1'41.832	0'30.791		1'38.666	0'29.860	
2ª - 1	0'21.429	0'21.429		227.849	6'19.359	6'19.359		0'21.839	0'21.839	210.938	0'20.532	0'20.532	228.814	0'19.890	0'19.890	233.262
2ª - 2	1'10.300	0'48.871			7'06.698	0'47.339		1'12.161	0'50.322		1'09.838	0'49.306		1'06.825	0'46.935	
2ª - 3	1'40.349	0'30.049			7'36.334	0'29.636		1'42.954	0'30.793		1'40.134	0'30.296		1'36.260	0'29.435	
3ª - 1	0'21.100	0'21.100		229.300	0'20.009	0'20.009	231.264	0'22.589	0'22.589	217.304	0'20.240	0'20.240	233.262	0'19.512	0'19.512	234.274
3ª - 2	1'07.591	0'46.491			1'06.071	0'46.062		1'12.430	0'49.841		1'07.526	0'47.286		1'05.555	0'46.043	
3ª - 3	1'37.199	0'29.608			1'34.920	0'28.849		1'43.528	0'31.098		1'37.287	0'29.761		1'34.416	0'28.861	
4ª - 1	0'23.378	0'23.378		229.788	0'19.536	0'19.536	232.258	0'20.519	0'20.519	228.814	0'20.196	0'20.196	230.278	0'19.499	0'19.499	234.274
4ª - 2	1'14.236	0'50.858			1'05.234	0'45.698		1'07.993	0'47.474		1'07.776	0'47.580		1'05.522	0'46.023	
4ª - 3	1'54.266	0'40.030	PIT		1'33.917	0'28.683		1'37.486	0'29.493		1'37.816	0'30.040		1'34.270	0'28.748	
5ª - 1	8'02.719	8'02.719			0'19.421	0'19.421	232.759	0'19.943	0'19.943	230.770	0'20.441	0'20.441	229.788	0'19.546	0'19.546	234.274
5ª - 2	8'52.861	0'50.142			1'05.043	0'45.622		1'06.606	0'46.663		1'07.637	0'47.196		1'05.376	0'45.830	
5ª - 3	9'22.815	0'29.954			1'33.652	0'28.609		1'35.812	0'29.206		1'37.086	0'29.449		1'34.126	0'28.750	
6ª - 1	0'20.108	0'20.108		229.300	0'19.361	0'19.361	233.262	0'19.769	0'19.769	231.264	0'20.104	0'20.104	230.278	0'19.384	0'19.384	234.783
6ª - 2	1'06.191	0'46.083			1'04.912	0'45.551	PIT	1'06.171	0'46.402		1'07.751	0'47.647		1'05.254	0'45.870	
6ª - 3	1'35.300	0'29.109			1'43.926	0'39.014	PIT	1'35.871	0'29.700		1'38.815	0'31.064		1'34.102	0'28.848	
7ª - 1	0'19.575	0'19.575		231.264	1'10.680	1'10.680		0'19.769	0'19.769	230.278	0'20.033	0'20.033	229.300	0'19.425	0'19.425	235.808
7ª - 2	1'05.314	0'45.739			1'14.258	0'46.578		1'05.854	0'46.085		1'07.295	0'47.262		1'05.094	0'45.669	
7ª - 3	1'34.565	0'29.251			12'17.336	0'29.078		1'34.943	0'29.089		1'37.033	0'29.738		1'33.651	0'28.557	
8ª - 1	0'19.583	0'19.583		231.264	0'19.663	0'19.663	228.330	0'19.741	0'19.741	231.264	0'20.212	0'20.212	228.814	0'19.316	0'19.316	236.843
8ª - 2	1'05.106	0'45.523			1'05.128	0'45.465		1'05.888	0'46.147		1'07.414	0'47.202		1'04.867	0'45.551	
8ª - 3	1'33.912	0'28.806			1'33.816	0'28.688		1'45.221	0'39.333	PIT	1'37.431	0'30.017		1'33.743	0'28.876	
9ª - 1	0'19.448	0'19.448		230.278	0'19.586	0'19.586	229.788	8'37.544	8'37.544		0'20.387	0'20.387	229.300	0'19.304	0'19.304	235.808
9ª - 2	1'05.152	0'45.704			1'04.998	0'45.412		9'28.311	0'50.767		1'08.572	0'48.185		1'05.257	0'45.953	
9ª - 3	1'34.004	0'28.852			1'33.756	0'28.758		9'58.375	0'30.064		1'52.598	0'44.026	PIT	1'40.926	0'35.669	PIT
10ª - 1	0'19.254	0'19.254		230.770	0'19.521	0'19.521	230.770	0'19.925	0'19.925	226.891	10'50.072	10'50.072		28'04.528	28'04.528	
10ª - 2	1'04.776	0'45.522			1'04.892	0'45.371		1'06.449	0'46.524		11'42.228	0'52.156		28'57.470	0'52.942	
10ª - 3	1'33.659	0'28.883			1'33.583	0'28.691		1'35.906	0'29.457		12'13.491	0'31.263		29'28.434	0'30.964	
11ª - 1	0'19.400	0'19.400		231.264	0'19.603	0'19.603	230.770	0'19.658	0'19.658	228.330	0'20.529	0'20.529	222.681	0'20.706	0'20.706	229.300
11ª - 2	1'06.174	0'46.774			1'05.187	0'45.584		1'05.755	0'46.097		1'11.194	0'50.665		1'07.305	0'46.599	
11ª - 3	1'42.200	0'36.026	PIT		1'41.370	0'36.183	PIT	1'34.765	0'29.010		1'40.740	0'29.546		1'36.524	0'29.219	
12ª - 1	7'32.194	7'32.194			7'56.145	7'56.145		0'19.566	0'19.566	228.814	0'20.117	0'20.117	232.258	0'19.395	0'19.395	233.262
12ª - 2	8'24.296	0'52.102			8'45.561	0'49.416		1'05.369	0'45.803		1'06.738	0'46.621		1'05.844	0'46.449	
12ª - 3	8'55.060	0'30.764			9'15.336	0'29.775		1'34.351	0'28.982		1'36.243	0'29.505		1'34.619	0'28.775	
13ª - 1	0'20.491	0'20.491		225.000	0'20.051	0'20.051	225.470	0'19.729	0'19.729	229.788	0'19.826	0'19.826	230.770	0'19.386	0'19.386	234.783
13ª - 2	1'07.580	0'47.089			1'05.763	0'45.712		1'05.837	0'46.108		1'06.074	0'46.248		1'04.691	0'45.305	
13ª - 3	1'37.853	0'30.273			1'34.492	0'28.729		1'36.355	0'30.518		1'35.422	0'29.348		1'33.058	0'28.367	
14ª - 1	0'23.881	0'23.881		228.814	0'19.616	0'19.616	227.849	0'19.741	0'19.741	229.788	0'19.597	0'19.597	232.258	0'19.111	0'19.111	236.843
14ª - 2	1'13.444	0'49.563			1'04.743	0'45.127		1'07.243	0'47.502		1'06.313	0'46.716		1'04.268	0'45.157	
14ª - 3	1'43.506	0'30.062			1'33.507	0'28.764		1'38.785	0'31.542		1'35.660	0'29.347		1'32.745	0'28.477	
15ª - 1	0'19.573	0'19.573		229.788	0'19.403	0'19.403	228.330	0'19.813	0'19.813	228.814	0'19.614	0'19.614	230.770	0'19.015	0'19.015	236.324
15ª - 2	1'05.121	0'45.548			1'04.522	0'45.119		1'05.801	0'45.988		1'06.185	0'46.571		1'04.354	0'45.339	
15ª - 3	1'33.817	0'28.696			1'33.076	0'28.554		1'34.858	0'29.057		1'35.634	0'29.449		1'32.687	0'28.333	
16ª - 1	0'23.353	0'23.353		230.770	0'19.377	0'19.377	229.788	0'19.709	0'19.709	228.330	0'19.705	0'19.705	231.264	0'21.260	0'21.260	236.843
16ª - 2	1'15.766	0'52.413			1'04.920	0'45.543		1'06.000	0'46.291		1'07.412	0'47.707		1'07.946	0'46.686	
16ª - 3	1'44.908	0'29.142			1'42.615	0'37.695	PIT	1'35.104	0'29.104		1'45.829	0'38.417	PIT	1'36.422	0'28.476	
17ª - 1	0'19.438	0'19.438		231.264	7'02.257	7'02.257		0'22.662	0'22.662	212.181	29'50.413	29'50.413		0'19.097	0'19.097	237.886
17ª - 2	1'04.816	0'45.378			7'48.178	0'45.921		1'17.669	0'55.007		30'40.045	0'49.632		1'04.496	0'45.399	
17ª - 3	1'33.940	0'29.124			8'16.925	0'28.747		2'00.212	0'42.543	PIT	31'10.324	0'30.279		1'33.053	0'28.557	
18ª - 1	0'20.841	0'20.841		230.770	0'19.487	0'19.487	228.330	13'21.018	13'21.018		0'19.942	0'19.942	225.470	0'19.307	0'19.307	235.808
18ª - 2	1'12.633	0'51.792			1'04.769	0'45.282		14'13.865	0'52.847		1'06.636	0'46.694		1'04.908	0'45.601	
18ª - 3	1'54.149	0'41.516	PIT		1'33.401	0'28.632		14'44.187	0'30.322		1'35.866	0'29.230		1'41.759	0'36.851	PIT
19ª - 1	29'31.959	29'31.959			0'19.428	0'19.428	231.264	0'19.881	0'19.881	225.942	0'19.609	0'19.609	234.274	11'55.115	11'55.115	
19ª - 2	30'21.581	0'49.622			1'04.751	0'45.323		1'05.717	0'45.836		1'06.033	0'46.424		12'46.753	0'51.638	
19ª - 3	30'51.765	0'30.184			1'33.339	0'28.588		1'34.675	0'28.958		1'35.306	0'29.273		13'16.559	0'29.806	
20ª - 1	0'20.332	0'20.332		231.264	0'19.512	0'19.512	230.278	0'19.580	0'19.580	227.849	0'19.759	0'19.759	231.264	0'20.605	0'20.605	230.770
20ª - 2	1'07.059	0'46.727			1'04.793	0'45.281		1'05.184	0'45.604		1'06.021	0'46.262		1'06.423	0'45.818	
20ª - 3	1'36.474	0'29.415			1'33.539	0'28.746		1'34.137	0'28.953		1'35.357	0'29.336		1'34.762	0'28.339	
21ª - 1	0'21.982	0'21.982		231.760	0'19.555	0'19.555	231.264	0'19.702	0'19.702	227.369	0'20.993	0'20.993	234.274	0'18.867	0'18.867	237.363
21ª - 2	1'09.890	0'47.908			1'06.614	0'47.059		1'05.222	0'45.520		1'07.389	0'46.396		1'03.830	0'44.963	
21ª - 3	1'39.522	0'29.632			1'46.896	0'40.282	PIT	1'34.122	0'28.900		1'36.701	0'29.312		1'32.433	0'28.603	

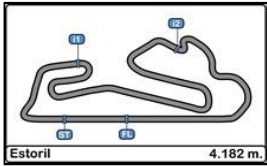


**Autodromo do Estoril  
Euroformula Open  
Private Test 1**

**LAP ANALYSIS**

27/04/2017

Number	1			2			3			8			10				
	Lap	Lap Time	Partial	Speed	Lap Time	Partial	Speed	Lap Time	Partial	Speed	Lap Time	Partial	Speed	Lap Time	Partial	Speed	
22 <sup>a</sup> - 1	0'19.641	0'19.641		231.760	16'24.011	16'24.011		0'19.489	0'19.489	227.369	0'19.610	0'19.610		234.274	0'19.227	0'19.227	231.760
22 <sup>a</sup> - 2	1'05.221	0'45.580			17'11.340	0'47.329		1'05.807	0'46.318		1'06.148	0'46.538			1'04.596	0'45.369	
22 <sup>a</sup> - 3	1'34.219	0'28.998			17'40.340	0'29.000		1'35.448	0'29.641		1'35.399	0'29.251			1'33.733	0'29.137	
23 <sup>a</sup> - 1	0'19.345	0'19.345		231.264	0'19.759	0'19.759		0'19.655	0'19.655	226.891	0'19.663	0'19.663		235.295	0'19.026	0'19.026	236.324
23 <sup>a</sup> - 2	1'04.855	0'45.510			1'05.447	0'45.688		1'04.924	0'45.269		1'06.028	0'46.365			1'04.168	0'45.142	
23 <sup>a</sup> - 3	1'33.913	0'29.058			1'34.096	0'28.649		1'33.900	0'28.976		1'35.911	0'29.883			1'40.164	0'35.996	PIT
24 <sup>a</sup> - 1	0'19.213	0'19.213		232.759	0'19.653	0'19.653		0'19.455	0'19.455	229.300	0'19.566	0'19.566		235.295	14'53.891	14'53.891	
24 <sup>a</sup> - 2	1'04.448	0'45.235			1'05.217	0'45.564		1'04.713	0'45.258		1'06.180	0'46.614			15'46.771	0'52.880	
24 <sup>a</sup> - 3	1'33.025	0'28.577			1'34.011	0'28.794		1'33.469	0'28.756		1'44.083	0'37.903	PIT		16'17.252	0'30.481	
25 <sup>a</sup> - 1	0'19.220	0'19.220		231.760	0'19.518	0'19.518		0'19.496	0'19.496	229.300	13'45.449	13'45.449			0'20.311	0'20.311	230.278
25 <sup>a</sup> - 2	1'05.361	0'46.141			1'04.908	0'45.390		1'04.561	0'45.065		14'35.274	0'49.825			1'06.482	0'46.171	
25 <sup>a</sup> - 3	1'40.246	0'34.885	PIT		1'33.762	0'28.854		1'33.430	0'28.869		15'06.472	0'31.198			1'34.897	0'28.415	
26 <sup>a</sup> - 1	9'38.076	9'38.076			0'19.459	0'19.459	231.760	0'19.694	0'19.694	228.814	0'19.793	0'19.793		228.814	0'18.921	0'18.921	236.843
26 <sup>a</sup> - 2	10'27.986	0'49.910			1'05.044	0'45.585		1'05.440	0'45.746		1'06.535	0'46.742			1'04.131	0'45.210	
26 <sup>a</sup> - 3	10'59.661	0'31.675			1'43.150	0'38.106	PIT	1'47.101	0'41.661	PIT	1'35.636	0'29.101			1'32.135	0'28.004	
27 <sup>a</sup> - 1	0'23.754	0'23.754		230.770	6'43.963	6'43.963		14'58.471	14'58.471		0'19.538	0'19.538		233.262	0'18.906	0'18.906	237.886
27 <sup>a</sup> - 2	1'17.455	0'53.701			7'41.423	0'57.460		15'49.427	0'50.956		1'06.114	0'46.576			1'03.925	0'45.019	
27 <sup>a</sup> - 3	1'47.087	0'29.632			8'14.271	0'32.848		16'19.906	0'30.479		1'35.239	0'29.125			1'31.942	0'28.017	
28 <sup>a</sup> - 1	0'19.241	0'19.241		230.770	0'22.167	0'22.167		0'19.694	0'19.694	229.300	0'19.558	0'19.558		233.262	0'19.093	0'19.093	227.849
28 <sup>a</sup> - 2	1'04.540	0'45.299			1'14.049	0'51.882		1'05.286	0'45.592		1'05.808	0'46.250			1'05.125	0'46.032	
28 <sup>a</sup> - 3	1'33.297	0'28.757			1'42.863	0'28.814		1'34.453	0'29.167		1'44.845	0'39.037	PIT		1'42.652	0'37.527	PIT
29 <sup>a</sup> - 1	0'19.204	0'19.204		230.770	0'19.402	0'19.402	231.760	0'19.543	0'19.543	231.760	12'21.899	12'21.899					
29 <sup>a</sup> - 2	1'04.525	0'45.321			1'04.427	0'45.025		1'04.772	0'45.229		13'11.257	0'49.358					
29 <sup>a</sup> - 3	1'36.672	0'32.147			1'33.210	0'28.783		1'34.069	0'29.297		13'40.814	0'29.557					
30 <sup>a</sup> - 1	0'19.133	0'19.133		231.760	0'19.221	0'19.221	232.259	0'19.596	0'19.596	230.770	0'19.493	0'19.493		233.767			
30 <sup>a</sup> - 2	1'04.122	0'44.989			1'04.040	0'44.819		1'05.080	0'45.484		1'05.810	0'46.317					
30 <sup>a</sup> - 3	1'32.524	0'28.402			1'32.466	0'28.426		1'33.925	0'28.845		1'35.047	0'29.237					
31 <sup>a</sup> - 1	0'19.050	0'19.050		232.759	0'19.169	0'19.169	232.759	0'19.671	0'19.671	230.770	0'19.521	0'19.521		235.295			
31 <sup>a</sup> - 2	1'03.915	0'44.865			1'03.986	0'44.817		1'05.132	0'45.461		1'05.885	0'46.364					
31 <sup>a</sup> - 3	1'32.490	0'28.575			1'32.350	0'28.364		1'33.960	0'28.828		1'34.927	0'29.042					
32 <sup>a</sup> - 1	0'19.151	0'19.151		232.759	0'19.221	0'19.221	231.760	0'19.467	0'19.467	230.770	0'19.325	0'19.325		234.783			
32 <sup>a</sup> - 2	1'06.117	0'46.966			1'03.875	0'44.654		1'04.967	0'45.500		1'05.373	0'46.048					
32 <sup>a</sup> - 3	1'42.232	0'36.115	PIT		1'32.339	0'28.464		1'33.892	0'28.925		1'34.411	0'29.038					
33 <sup>a</sup> - 1	16'14.428	16'14.428			0'19.690	0'19.690	232.759	0'19.582	0'19.582	231.264	0'19.434	0'19.434		235.295			
33 <sup>a</sup> - 2	17'03.308	0'48.880			1'05.209	0'45.519		1'05.277	0'45.695		1'05.305	0'45.871					
33 <sup>a</sup> - 3	17'32.942	0'29.634			1'41.938	0'36.729	PIT	1'34.203	0'28.926		1'34.272	0'28.967					
34 <sup>a</sup> - 1	0'19.893	0'19.893		226.891				0'20.060	0'20.060	230.770	0'19.434	0'19.434		234.783			
34 <sup>a</sup> - 2	1'06.440	0'46.547						1'09.326	0'49.266		1'05.528	0'46.094					
34 <sup>a</sup> - 3	1'35.789	0'29.349						1'49.022	0'39.696	PIT	1'34.575	0'29.047					
35 <sup>a</sup> - 1	0'19.222	0'19.222		229.788				17'55.399	17'55.399		0'19.370	0'19.370		235.295			
35 <sup>a</sup> - 2	1'04.578	0'45.356						18'51.606	0'56.207		1'05.365	0'45.995					
35 <sup>a</sup> - 3	1'32.819	0'28.241						19'23.407	0'31.801		1'34.366	0'29.001					
36 <sup>a</sup> - 1	0'19.057	0'19.057		232.259				0'21.262	0'21.262	206.107	0'19.611	0'19.611		233.767			
36 <sup>a</sup> - 2	1'03.691	0'44.634						1'08.203	0'46.941		1'05.773	0'46.162					
36 <sup>a</sup> - 3	1'32.189	0'28.498						1'37.473	0'29.270		1'46.789	0'41.016	PIT				
37 <sup>a</sup> - 1	0'18.987	0'18.987		234.783				0'19.480	0'19.480	232.259	10'52.859	10'52.859					
37 <sup>a</sup> - 2	1'03.758	0'44.771						1'04.376	0'44.896		11'49.685	0'56.826					
37 <sup>a</sup> - 3	1'32.170	0'28.412						1'32.797	0'28.421		12'24.772	0'35.087					
38 <sup>a</sup> - 1	0'19.037	0'19.037		233.262				0'19.202	0'19.202	234.783	0'21.317	0'21.317		220.859			
38 <sup>a</sup> - 2	1'03.584	0'44.547						1'04.063	0'44.861		1'16.326	0'55.009					
38 <sup>a</sup> - 3	1'32.035	0'28.451						1'32.809	0'28.746		1'45.834	0'29.508					
39 <sup>a</sup> - 1	0'19.001	0'19.001		234.274				0'19.206	0'19.206	233.767	0'19.538	0'19.538		234.783			
39 <sup>a</sup> - 2	1'05.545	0'46.544						1'04.155	0'44.949		1'05.406	0'45.868					
39 <sup>a</sup> - 3	1'40.547	0'35.002	PIT					1'32.656	0'28.501		1'34.398	0'28.992					
40 <sup>a</sup> - 1	34'57.762	34'57.762						0'19.151	0'19.151	233.767	0'19.358	0'19.358		234.783			
40 <sup>a</sup> - 2	35'50.548	0'52.786						1'04.042	0'44.891		1'05.086	0'45.728					
40 <sup>a</sup> - 3	36'23.774	0'33.226						1'32.627	0'28.585		1'33.914	0'28.828					
41 <sup>a</sup> - 1	0'21.229	0'21.229		227.849				0'19.209	0'19.209	232.759	0'19.342	0'19.342		236.324			
41 <sup>a</sup> - 2	1'11.881	0'50.652						1'04.401	0'45.192		1'05.117	0'45.775					
41 <sup>a</sup> - 3	1'42.505	0'30.624						1'48.638	0'44.237	PIT	1'34.084	0'28.967					
42 <sup>a</sup> - 1	0'20.616	0'20.616		231.760				35'07.143	35'07.143		0'19.359	0'19.359		236.843			
42 <sup>a</sup> - 2	1'07.617	0'47.001						36'00.509	0'53.366		1'05.138	0'45.779					
42 <sup>a</sup> - 3	1'37.434	0'29.817						36'32.676	0'32.167		1'33.919	0'28.781					



**Autodromo do Estoril**  
**Euroformula Open**  
**Private Test 1**

**LAP ANALYSIS**

27/04/2017

Number	1			2			3			8			10		
	Lap Time	Partial	Speed	Lap Time	Partial	Speed	Lap Time	Partial	Speed	Lap Time	Partial	Speed	Lap Time	Partial	Speed
43 <sup>a</sup> - 1	0'20.732	0'20.732	231.760				0'20.432	0'20.432	221.766	0'19.461	0'19.461	235.295			
43 <sup>a</sup> - 2	1'09.627	0'48.895					1'06.725	0'46.293		1'05.328	0'45.867				
43 <sup>a</sup> - 3	1'51.500	0'41.873	PIT				1'36.035	0'29.310		1'42.127	0'36.799	PIT			
44 <sup>a</sup> - 1							0'19.881	0'19.881	225.942						
44 <sup>a</sup> - 2							1'05.825	0'45.944							
44 <sup>a</sup> - 3							1'35.002	0'29.177							
45 <sup>a</sup> - 1							0'19.613	0'19.613	228.814						
45 <sup>a</sup> - 2							1'05.301	0'45.688							
45 <sup>a</sup> - 3							1'34.366	0'29.065							
46 <sup>a</sup> - 1							0'19.489	0'19.489	230.770						
46 <sup>a</sup> - 2							1'05.040	0'45.551							
46 <sup>a</sup> - 3							1'33.946	0'28.906							
47 <sup>a</sup> - 1							0'19.708	0'19.708	229.788						
47 <sup>a</sup> - 2							1'05.054	0'45.346							
47 <sup>a</sup> - 3							1'33.994	0'28.940							
48 <sup>a</sup> - 1							0'19.400	0'19.400	230.278						
48 <sup>a</sup> - 2							1'04.779	0'45.379							
48 <sup>a</sup> - 3							1'33.509	0'28.730							
49 <sup>a</sup> - 1							0'19.422	0'19.422	232.759						
49 <sup>a</sup> - 2							1'05.755	0'46.333							
49 <sup>a</sup> - 3							1'48.273	0'42.518	PIT						
50 <sup>a</sup> - 1															
50 <sup>a</sup> - 2															
50 <sup>a</sup> - 3															
51 <sup>a</sup> - 1															
51 <sup>a</sup> - 2															
51 <sup>a</sup> - 3															
52 <sup>a</sup> - 1															
52 <sup>a</sup> - 2															
52 <sup>a</sup> - 3															
53 <sup>a</sup> - 1															
53 <sup>a</sup> - 2															
53 <sup>a</sup> - 3															
54 <sup>a</sup> - 1															
54 <sup>a</sup> - 2															
54 <sup>a</sup> - 3															
55 <sup>a</sup> - 1															
55 <sup>a</sup> - 2															
55 <sup>a</sup> - 3															
56 <sup>a</sup> - 1															
56 <sup>a</sup> - 2															
56 <sup>a</sup> - 3															

Ideal Lap	
0'18.987	0'18.987
1'03.534	0'44.547
1'31.775	0'28.241

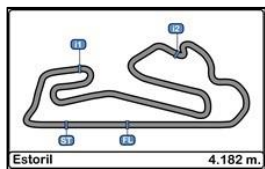
Ideal Lap	
0'19.169	0'19.169
1'03.823	0'44.654
1'32.187	0'28.364

Ideal Lap	
0'19.151	0'19.151
1'04.012	0'44.861
1'32.433	0'28.421

Ideal Lap	
0'19.325	0'19.325
1'05.053	0'45.728
1'33.834	0'28.781

Ideal Lap	
0'18.867	0'18.867
1'03.830	0'44.963
1'31.834	0'28.004

Ideal Best Lap	
0'18.842	0'18.842
1'03.389	0'44.547
1'31.393	0'28.004

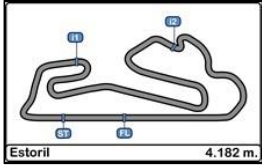


**Autodromo do Estoril**  
**Euroformula Open**  
**Private Test 1**

**LAP ANALYSIS**

27/04/2017

Number	11			12			14			16			17		
	Lap Time	Partial	Speed	Lap Time	Partial	Speed	Lap Time	Partial	Speed	Lap Time	Partial	Speed	Lap Time	Partial	Speed
1 <sup>a</sup> - 1	0'21.869	0'21.869	227.369	0'23.078	0'23.078	200.001	3'13.706	3'13.706		0'24.906	0'24.906	184.301	0'28.007	0'28.007	143.047
1 <sup>a</sup> - 2	1'14.089	0'52.220		1'12.213	0'49.135		4'12.581	0'58.875		1'15.953	0'51.047		1'23.698	0'55.691	
1 <sup>a</sup> - 3	1'44.951	0'30.862		1'43.906	0'31.693		4'49.396	0'36.815		1'46.467	0'30.514		1'57.716	0'34.018	
2 <sup>a</sup> - 1	0'21.230	0'21.230	232.259	0'21.124	0'21.124	229.300	0'26.915	0'26.915	171.157	0'20.583	0'20.583	229.788	0'24.450	0'24.450	158.824
2 <sup>a</sup> - 2	1'08.388	0'47.158		1'09.440	0'48.316		1'21.712	0'54.797		1'07.899	0'47.316		1'17.400	0'52.950	
2 <sup>a</sup> - 3	1'38.024	0'29.638		1'40.612	0'31.172		1'55.413	0'33.701		1'37.830	0'29.931		1'49.077	0'31.677	
3 <sup>a</sup> - 1	0'19.996	0'19.996	232.759	0'20.720	0'20.720	226.416	0'24.779	0'24.779	174.475	0'20.177	0'20.177	230.770	0'23.303	0'23.303	169.545
3 <sup>a</sup> - 2	1'06.578	0'46.582		1'08.057	0'47.337		1'14.641	0'49.862		1'06.658	0'46.481		1'13.566	0'50.263	
3 <sup>a</sup> - 3	1'36.221	0'29.643		1'38.176	0'30.119		1'46.963	0'32.322		1'35.858	0'29.200		1'44.592	0'31.026	
4 <sup>a</sup> - 1	0'19.806	0'19.806	231.760	0'21.264	0'21.264	229.788	0'23.624	0'23.624	206.897	0'19.927	0'19.927	239.468	0'21.438	0'21.438	198.896
4 <sup>a</sup> - 2	1'06.111	0'46.305		1'08.486	0'47.222		1'14.112	0'50.488		1'06.465	0'46.538		1'07.903	0'46.465	
4 <sup>a</sup> - 3	1'49.644	0'43.533	PIT	1'38.576	0'30.090		1'44.378	0'30.266		1'35.659	0'29.194		1'37.047	0'29.144	
5 <sup>a</sup> - 1	6'48.651	6'48.651		0'20.379	0'20.379	232.259	0'20.877	0'20.877	227.849	0'19.657	0'19.657	232.259	0'23.949	0'23.949	173.914
5 <sup>a</sup> - 2	7'36.310	0'47.659		1'07.514	0'47.135		1'07.502	0'46.625		1'05.874	0'46.217		1'15.572	0'51.803	
5 <sup>a</sup> - 3	8'06.463	0'30.153		1'37.301	0'29.787		1'36.843	0'29.341		1'34.899	0'29.025		1'45.509	0'29.757	
6 <sup>a</sup> - 1	0'19.921	0'19.921	231.264	0'20.475	0'20.475	231.760	0'20.351	0'20.351	228.814	0'20.092	0'20.092	232.759	0'19.915	0'19.915	229.300
6 <sup>a</sup> - 2	1'06.176	0'46.255		1'07.583	0'47.108		1'06.880	0'46.529		1'07.035	0'46.943		1'06.217	0'46.302	
6 <sup>a</sup> - 3	1'35.676	0'29.500		1'37.437	0'29.854		1'36.198	0'29.318		1'45.256	0'38.221	PIT	1'35.324	0'29.107	
7 <sup>a</sup> - 1	0'19.700	0'19.700	233.262	0'20.179	0'20.179	230.770	0'19.957	0'19.957	230.278	6'00.912	6'00.912		0'20.038	0'20.038	230.770
7 <sup>a</sup> - 2	1'06.248	0'46.548		1'07.141	0'46.962		1'14.728	0'54.771		7'00.947	1'00.035		1'07.214	0'47.176	
7 <sup>a</sup> - 3	1'35.562	0'29.314		1'36.875	0'29.734		1'57.708	0'42.980	PIT	7'34.314	0'33.367		1'37.570	0'30.356	
8 <sup>a</sup> - 1	0'19.587	0'19.587	233.767	0'20.071	0'20.071	230.770	17'50.658	17'50.658		0'21.169	0'21.169	220.859	0'19.756	0'19.756	231.760
8 <sup>a</sup> - 2	1'06.658	0'47.071		1'06.731	0'46.660		18'46.003	0'55.345		1'14.233	0'53.064		1'05.640	0'45.884	
8 <sup>a</sup> - 3	1'35.828	0'29.170		1'36.136	0'29.405		19'18.739	0'32.736		1'43.848	0'29.615		1'34.963	0'29.323	
9 <sup>a</sup> - 1	0'19.606	0'19.606	233.262	0'20.065	0'20.065	231.264	0'24.327	0'24.327	175.610	0'19.777	0'19.777	229.788	0'19.704	0'19.704	230.770
9 <sup>a</sup> - 2	1'05.707	0'46.101		1'07.045	0'46.980		1'14.822	0'50.495		1'05.642	0'45.865		1'05.574	0'45.870	
9 <sup>a</sup> - 3	1'35.516	0'29.809		1'36.652	0'29.607		1'46.432	0'31.610		1'34.687	0'29.045		1'34.595	0'29.021	
10 <sup>a</sup> - 1	0'19.656	0'19.656	231.264	0'20.028	0'20.028	229.788	0'23.173	0'23.173	190.477	0'19.480	0'19.480	229.300	0'19.711	0'19.711	230.770
10 <sup>a</sup> - 2	1'05.521	0'45.865		1'06.927	0'46.899		1'14.382	0'51.209		1'05.059	0'45.579		1'05.447	0'45.736	
10 <sup>a</sup> - 3	1'34.836	0'29.315		1'36.365	0'29.438		1'45.978	0'31.596		1'33.845	0'28.786		1'34.343	0'28.896	
11 <sup>a</sup> - 1	0'19.515	0'19.515	232.759	0'20.259	0'20.259	230.278	0'25.527	0'25.527	174.475	0'19.500	0'19.500	228.814	0'19.662	0'19.662	230.770
11 <sup>a</sup> - 2	1'05.476	0'45.961		1'07.128	0'46.869		1'15.962	0'50.435		1'04.975	0'45.475		1'05.628	0'45.966	
11 <sup>a</sup> - 3	1'34.687	0'29.211		1'48.463	0'41.335	PIT	1'45.837	0'29.875		1'33.627	0'28.652		1'34.477	0'28.849	
12 <sup>a</sup> - 1	0'19.399	0'19.399	233.767	5'59.357	5'59.357		0'20.257	0'20.257	227.369	0'19.400	0'19.400	230.278	0'19.626	0'19.626	230.770
12 <sup>a</sup> - 2	1'05.599	0'46.200		6'50.640	0'51.283		1'06.368	0'46.111		1'04.801	0'45.401		1'05.371	0'45.745	
12 <sup>a</sup> - 3	1'34.895	0'29.296		7'21.938	0'31.298		1'35.634	0'29.266		1'33.647	0'28.846		1'34.266	0'28.895	
13 <sup>a</sup> - 1	0'23.395	0'23.395	229.300	0'21.389	0'21.389	181.209	0'20.013	0'20.013	226.416	0'19.360	0'19.360	230.278	0'19.663	0'19.663	231.264
13 <sup>a</sup> - 2	1'11.876	0'48.481		1'11.218	0'49.829		1'06.506	0'46.493		1'04.844	0'45.484		1'05.518	0'45.855	
13 <sup>a</sup> - 3	1'52.061	0'40.185	PIT	1'40.979	0'29.761		1'36.054	0'29.548		1'40.332	0'35.488	PIT	1'42.314	0'36.796	PIT
14 <sup>a</sup> - 1	37'24.737	37'24.737		0'20.277	0'20.277	225.942	0'19.998	0'19.998	226.891	37'14.112	37'14.112		17'41.397	17'41.397	
14 <sup>a</sup> - 2	38'14.322	0'49.585		1'06.458	0'46.181		1'05.835	0'45.837		38'12.757	0'58.645		18'39.336	0'57.939	
14 <sup>a</sup> - 3	38'44.671	0'30.349		1'35.793	0'29.335		1'34.983	0'29.148		38'46.575	0'33.818		19'11.375	0'32.039	
15 <sup>a</sup> - 1	0'19.850	0'19.850	234.274	0'19.999	0'19.999	227.849	0'19.917	0'19.917	228.330	0'23.688	0'23.688	222.223	0'25.275	0'25.275	152.543
15 <sup>a</sup> - 2	1'06.355	0'46.505		1'05.905	0'45.906		1'05.881	0'45.964		1'17.393	0'53.705		1'19.180	0'53.905	
15 <sup>a</sup> - 3	1'35.845	0'29.490		1'34.948	0'29.043		1'35.158	0'29.277		1'46.777	0'29.384		1'52.603	0'33.423	
16 <sup>a</sup> - 1	0'21.425	0'21.425	234.274	0'19.760	0'19.760	229.300	0'19.891	0'19.891	227.849	0'19.226	0'19.226	232.759	0'27.094	0'27.094	151.049
16 <sup>a</sup> - 2	1'07.995	0'46.570		1'06.427	0'46.667		1'05.796	0'45.905		1'04.616	0'45.390		1'18.848	0'51.754	
16 <sup>a</sup> - 3	1'36.998	0'29.003		1'35.608	0'29.181		1'34.889	0'29.093		1'33.314	0'28.698		1'50.719	0'31.871	
17 <sup>a</sup> - 1	0'19.437	0'19.437	234.783	0'19.843	0'19.843	227.849	0'19.838	0'19.838	226.891	0'19.165	0'19.165	231.760	0'23.858	0'23.858	175.610
17 <sup>a</sup> - 2	1'05.340	0'45.903		1'05.883	0'46.040		1'05.715	0'45.877		1'04.287	0'45.122		1'13.306	0'49.448	
17 <sup>a</sup> - 3	1'34.164	0'28.824		1'34.966	0'29.083		1'34.782	0'29.067		1'32.813	0'28.526		1'43.821	0'30.515	
18 <sup>a</sup> - 1	0'19.278	0'19.278	235.808	0'20.157	0'20.157	228.814	0'20.278	0'20.278	227.849	0'19.095	0'19.095	232.259	0'21.819	0'21.819	188.154
18 <sup>a</sup> - 2	1'15.845	0'56.567		1'06.495	0'46.338		1'13.970	0'53.692		1'04.173	0'45.078		1'08.476	0'46.657	
18 <sup>a</sup> - 3	1'45.820	0'29.975		1'35.739	0'29.244		1'43.807	0'29.837		1'32.749	0'28.576		1'38.616	0'30.140	
19 <sup>a</sup> - 1	0'19.592	0'19.592	236.324	0'19.972	0'19.972	229.300	0'19.850	0'19.850	225.942	0'18.953	0'18.953	234.274	0'24.224	0'24.224	155.173
19 <sup>a</sup> - 2	1'05.565	0'45.973		1'06.090	0'46.118		1'05.638	0'45.788		1'04.143	0'45.190		1'10.635	0'46.411	
19 <sup>a</sup> - 3	1'34.563	0'28.998		1'44.497	0'38.407	PIT	1'39.338	0'33.700	PIT	1'32.700	0'28.557		1'40.149	0'29.514	
20 <sup>a</sup> - 1	0'19.392	0'19.392	237.886	8'01.398	8'01.398		12'06.399	12'06.399		0'19.187	0'19.187	235.295	0'19.728	0'19.728	228.330
20 <sup>a</sup> - 2	1'06.025	0'46.633		8'49.265	0'47.867		12'58.814	0'52.415		1'04.988	0'45.801		1'05.524	0'45.796	
20 <sup>a</sup> - 3															

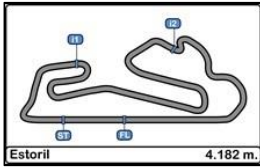


Autodromo do Estoril  
Euroformula Open  
Private Test 1

LAP ANALYSIS

27/04/2017

Number	11			12			14			16			17		
	Lap	Lap Time	Partial	Speed	Lap Time	Partial	Speed	Lap Time	Partial	Speed	Lap Time	Partial	Speed	Lap Time	Partial
22 <sup>a</sup> - 1	14'25.617	14'25.617		0'19.884	0'19.884	226.891	0'19.770	0'19.770	228.330	0'21.384	0'21.384	222.681	0'19.781	0'19.781	229.788
22 <sup>a</sup> - 2	15'16.199	0'50.582		1'05.443	0'45.559		1'05.315	0'45.545		1'11.107	0'49.723		1'05.659	0'45.878	
22 <sup>a</sup> - 3	15'47.360	0'31.161		1'55.942	0'50.499	PIT	1'34.182	0'28.867		1'40.198	0'29.091		1'34.767	0'29.108	
23 <sup>a</sup> - 1	0'20.928	0'20.928	229.788	50'23.811	50'23.811		0'19.616	0'19.616	231.264	0'19.185	0'19.185	228.814	0'19.755	0'19.755	229.788
23 <sup>a</sup> - 2	1'08.169	0'47.241		51'14.190	0'50.379		1'05.130	0'45.514		1'04.754	0'45.569		1'05.897	0'46.142	
23 <sup>a</sup> - 3	1'37.217	0'29.048		51'45.752	0'31.562		1'34.127	0'28.997		1'33.385	0'28.631		1'40.472	0'34.575	PIT
24 <sup>a</sup> - 1	0'19.911	0'19.911	233.767	0'22.366	0'22.366	181.209	0'19.428	0'19.428	232.759	0'19.023	0'19.023	231.264	8'23.756	8'23.756	
24 <sup>a</sup> - 2	1'05.923	0'46.012		1'10.395	0'48.029		1'04.834	0'45.406		1'04.091	0'45.068		9'14.078	0'50.322	
24 <sup>a</sup> - 3	1'34.822	0'28.899		1'39.856	0'29.461		1'33.731	0'28.897		1'32.713	0'28.622		9'43.946	0'29.868	
25 <sup>a</sup> - 1	0'19.370	0'19.370	234.274	0'19.880	0'19.880	229.300	0'21.215	0'21.215	231.760	0'19.071	0'19.071	231.760	0'20.357	0'20.357	210.938
25 <sup>a</sup> - 2	1'05.485	0'46.115		1'05.697	0'45.817		1'18.934	0'57.719		1'04.030	0'44.959		1'06.404	0'46.047	
25 <sup>a</sup> - 3	1'34.302	0'28.817		1'34.683	0'28.986		1'49.730	0'30.796		1'32.408	0'28.378		1'35.268	0'28.864	
26 <sup>a</sup> - 1	0'19.361	0'19.361	234.274	0'19.673	0'19.673	230.770	0'19.490	0'19.490	229.300	0'19.079	0'19.079	231.760	0'19.929	0'19.929	230.278
26 <sup>a</sup> - 2	1'04.842	0'45.481		1'05.252	0'45.579		1'05.069	0'45.579		1'04.147	0'45.068		1'05.309	0'45.380	
26 <sup>a</sup> - 3	1'33.726	0'28.884		1'34.194	0'28.942		1'33.688	0'28.619		1'32.710	0'28.563		1'34.041	0'28.732	
27 <sup>a</sup> - 1	0'19.294	0'19.294	233.262	0'19.391	0'19.391	232.258	0'19.329	0'19.329	232.258	0'19.776	0'19.776	231.760	0'19.525	0'19.525	232.759
27 <sup>a</sup> - 2	1'15.342	0'56.048		1'05.598	0'46.207		1'19.885	1'00.556		1'05.203	0'45.427		1'10.539	0'51.014	
27 <sup>a</sup> - 3	1'45.665	0'30.323		1'34.456	0'28.858		1'50.967	0'31.082		1'40.034	0'34.831	PIT	1'39.390	0'28.851	
28 <sup>a</sup> - 1	0'19.495	0'19.495	234.274	0'19.616	0'19.616	231.264	0'24.705	0'24.705	231.264	24'09.589	24'09.589		0'19.553	0'19.553	232.258
28 <sup>a</sup> - 2	1'04.973	0'45.478		1'05.538	0'45.922		1'17.279	0'52.574		25'06.083	0'56.494		1'04.856	0'45.303	
28 <sup>a</sup> - 3	1'33.702	0'28.729		1'34.322	0'28.784		1'59.250	0'41.971	PIT	25'38.121	0'32.038		1'33.714	0'28.858	
29 <sup>a</sup> - 1	0'19.218	0'19.218	235.808	0'19.446	0'19.446	232.759	30'10.578	30'10.578		0'21.885	0'21.885	198.530	0'19.439	0'19.439	233.262
29 <sup>a</sup> - 2	1'04.684	0'45.466		1'05.450	0'46.004		31'09.559	0'58.981		1'11.153	0'49.268		1'05.097	0'45.658	
29 <sup>a</sup> - 3	1'33.842	0'29.158		1'34.155	0'28.705		31'43.099	0'33.540		1'39.701	0'28.548		1'33.828	0'28.731	
30 <sup>a</sup> - 1	0'20.601	0'20.601	230.278	0'19.800	0'19.800	233.767	0'22.331	0'22.331	219.067	0'18.953	0'18.953	234.783	0'19.537	0'19.537	231.760
30 <sup>a</sup> - 2	1'08.510	0'47.909		1'06.837	0'47.037		1'16.927	0'54.596		1'03.798	0'44.845		1'05.008	0'45.471	
30 <sup>a</sup> - 3	1'47.675	0'39.165	PIT	1'49.250	0'42.413	PIT	1'46.483	0'29.556		1'32.097	0'28.299		1'33.748	0'28.740	
31 <sup>a</sup> - 1	33'19.901	33'19.901		8'26.408	8'26.408		0'19.775	0'19.775	229.300	0'18.842	0'18.842	238.411	0'19.418	0'19.418	231.760
31 <sup>a</sup> - 2	34'11.304	0'51.403		9'16.643	0'50.235		1'05.567	0'45.792		1'03.551	0'44.709		1'04.718	0'45.300	
31 <sup>a</sup> - 3	34'41.969	0'30.665		9'47.525	0'30.882		1'34.818	0'29.251		1'31.772	0'28.221		1'33.347	0'28.629	
32 <sup>a</sup> - 1	0'20.502	0'20.502	230.770	0'20.410	0'20.410	223.603	0'19.582	0'19.582	232.258	0'18.884	0'18.884	235.295	0'19.376	0'19.376	233.262
32 <sup>a</sup> - 2	1'07.798	0'47.296		1'06.839	0'46.429		1'05.036	0'45.454		1'03.622	0'44.738		1'04.894	0'45.518	
32 <sup>a</sup> - 3	1'37.107	0'29.309		1'36.105	0'29.266		1'33.692	0'28.656		1'31.918	0'28.296		1'33.662	0'28.768	
33 <sup>a</sup> - 1	0'19.214	0'19.214	235.295	0'19.662	0'19.662	227.849	0'19.468	0'19.468	233.767	0'18.933	0'18.933	235.808	0'19.538	0'19.538	232.759
33 <sup>a</sup> - 2	1'05.655	0'46.441		1'05.315	0'45.653		1'09.215	0'49.747		1'03.671	0'44.738		1'09.149	0'49.611	
33 <sup>a</sup> - 3	1'34.441	0'28.786		1'34.071	0'28.756		1'38.311	0'29.096		1'31.941	0'28.270		1'46.247	0'37.098	PIT
34 <sup>a</sup> - 1	0'19.010	0'19.010	237.886	0'19.406	0'19.406	230.278	0'19.396	0'19.396	231.264	0'19.066	0'19.066	234.783	18'44.605	18'44.605	
34 <sup>a</sup> - 2	1'04.891	0'45.881		1'04.923	0'45.517		1'12.579	0'53.183		1'04.136	0'45.070		19'33.905	0'49.300	
34 <sup>a</sup> - 3	1'33.467	0'28.576		1'33.509	0'28.586		1'51.961	0'39.382	PIT	1'38.259	0'34.123	PIT	20'03.472	0'29.567	
35 <sup>a</sup> - 1	0'19.106	0'19.106	237.363	0'19.415	0'19.415	230.278	10'06.633	10'06.633		17'40.386	17'40.386		0'19.569	0'19.569	226.891
35 <sup>a</sup> - 2	1'04.329	0'45.223		1'04.839	0'45.424		11'00.578	0'53.945		18'33.949	0'53.563		1'04.502	0'44.933	
35 <sup>a</sup> - 3	1'33.346	0'29.017		1'33.312	0'28.473		11'32.047	0'31.469		19'05.731	0'31.782		1'32.815	0'28.313	
36 <sup>a</sup> - 1	0'19.217	0'19.217	230.278	0'19.200	0'19.200	232.759	0'22.820	0'22.820	217.304	0'20.922	0'20.922	205.715	0'19.206	0'19.206	230.770
36 <sup>a</sup> - 2	1'05.060	0'45.843		1'04.937	0'45.737		1'17.788	0'54.968		1'08.346	0'47.424		1'03.965	0'44.759	
36 <sup>a</sup> - 3	1'33.992	0'28.932		1'33.512	0'28.575		1'46.718	0'28.930		1'36.999	0'28.653		1'32.387	0'28.422	
37 <sup>a</sup> - 1	0'23.669	0'23.669	193.203	0'19.296	0'19.296	233.262	0'19.253	0'19.253	231.264	0'19.034	0'19.034	233.262	0'19.089	0'19.089	231.760
37 <sup>a</sup> - 2	1'13.885	0'50.216		1'04.950	0'45.654		1'04.538	0'45.285		1'04.064	0'45.030		1'03.812	0'44.723	
37 <sup>a</sup> - 3	1'43.611	0'29.726		1'33.514	0'28.564		1'33.163	0'28.625		1'32.370	0'28.306		1'32.677	0'28.865	
38 <sup>a</sup> - 1	0'19.285	0'19.285	235.295	0'19.497	0'19.497	232.259	0'19.288	0'19.288	231.264	0'18.848	0'18.848	235.808	0'19.208	0'19.208	230.770
38 <sup>a</sup> - 2	1'05.178	0'45.893		1'04.973	0'45.476		1'04.799	0'45.511		1'03.483	0'44.635		1'04.317	0'45.109	
38 <sup>a</sup> - 3	1'34.061	0'28.883		1'33.831	0'28.858		1'33.414	0'28.615		1'31.717	0'28.234		1'32.760	0'28.443	
39 <sup>a</sup> - 1	0'22.946	0'22.946	191.151	0'20.282	0'20.282	215.569	0'23.590	0'23.590	228.330	0'18.988	0'18.988	238.411	0'21.331	0'21.331	231.760
39 <sup>a</sup> - 2	1'14.420	0'51.474		1'06.394	0'46.112		1'14.889	0'51.299		1'03.837	0'44.849		1'14.080	0'52.749	
39 <sup>a</sup> - 3	1'59.422	0'45.002	PIT	1'45.131	0'38.737	PIT	1'43.842	0'28.953		1'32.118	0'28.281		1'44.046	0'29.966	
40 <sup>a</sup> - 1				14'31.826	14'31.826		0'19.378	0'19.378	229.300	0'20.711	0'20.711	239.468	0'19.489	0'19.489	229.788
40 <sup>a</sup> - 2				15'20.868	0'49.042		1'04.524	0'45.146		1'21.744	1'01.033		1'04.409	0'44.920	
40 <sup>a</sup> - 3				15'51.429	0'30.561		1'33.177	0'28.653		1'53.416	0'31.672		1'32.870	0'28.461	
41 <sup>a</sup> - 1				0'19.956	0'19.956	232.259	0'19.302	0'19.302	231.264	0'20.987	0'20.987	234.274	0'20.387	0'20.387	231.760
41 <sup>a</sup> - 2				1'06.094	0'46.138		1'04.589	0'45.287		1'07.006	0'46.019		1'08.882	0'48.495	
41 <sup>a</sup> - 3				1'35.114	0'29.020										



**Autodromo do Estoril**  
**Euroformula Open**  
**Private Test 1**

**LAP ANALYSIS**

27/04/2017

Number	11			12			14			16			17		
	Lap	Lap Time	Partial	Speed	Lap Time	Partial	Speed	Lap Time	Partial	Speed	Lap Time	Partial	Speed	Lap Time	Partial
43 <sup>a</sup> - 1				0'19.370	0'19.370	232.258	0'19.575	0'19.575	231.264				0'19.456	0'19.456	232.759
43 <sup>a</sup> - 2				1'04.933	0'45.563		1'18.444	0'58.869					1'04.746	0'45.290	
43 <sup>a</sup> - 3				1'33.440	0'28.507		1'47.889	0'29.445					1'33.554	0'28.808	
44 <sup>a</sup> - 1				0'19.373	0'19.373	231.264	0'19.445	0'19.445	233.262				0'19.319	0'19.319	231.760
44 <sup>a</sup> - 2				1'04.583	0'45.210		1'04.923	0'45.478					1'04.380	0'45.061	
44 <sup>a</sup> - 3				1'33.255	0'28.672		1'33.543	0'28.620					1'32.939	0'28.559	
45 <sup>a</sup> - 1				0'19.327	0'19.327	233.262	0'19.400	0'19.400	232.759				0'19.208	0'19.208	233.767
45 <sup>a</sup> - 2				1'04.972	0'45.645		1'08.126	0'48.726					1'04.132	0'44.924	
45 <sup>a</sup> - 3				1'33.835	0'28.863		1'46.894	0'38.768	PIT				1'32.434	0'28.302	
46 <sup>a</sup> - 1				0'19.189	0'19.189	233.767	16'28.466	16'28.466					0'19.194	0'19.194	235.295
46 <sup>a</sup> - 2				1'07.975	0'48.786		17'25.450	0'56.984					1'04.487	0'45.293	
46 <sup>a</sup> - 3				1'37.598	0'29.623		17'58.926	0'33.476					1'33.025	0'28.538	
47 <sup>a</sup> - 1				0'19.280	0'19.280	234.783	0'23.390	0'23.390	179.402				0'19.340	0'19.340	233.262
47 <sup>a</sup> - 2				1'05.766	0'46.486		1'13.730	0'50.340					1'05.501	0'46.161	
47 <sup>a</sup> - 3				1'35.672	0'29.906		1'48.375	0'34.645					1'34.193	0'28.692	
48 <sup>a</sup> - 1				0'19.329	0'19.329	232.759	0'23.429	0'23.429	166.925				0'19.258	0'19.258	233.767
48 <sup>a</sup> - 2				1'07.752	0'48.423		1'17.973	0'54.544					1'06.541	0'47.283	
48 <sup>a</sup> - 3				1'47.786	0'40.034	PIT	1'48.011	0'30.038					1'42.838	0'36.297	PIT
49 <sup>a</sup> - 1							0'21.428	0'21.428	209.709				8'41.580	8'41.580	
49 <sup>a</sup> - 2							1'13.528	0'52.100					9'31.134	0'49.554	
49 <sup>a</sup> - 3							1'42.736	0'29.208					10'07.594	0'36.460	
50 <sup>a</sup> - 1							0'19.539	0'19.539	232.759				0'19.781	0'19.781	224.067
50 <sup>a</sup> - 2							1'05.237	0'45.698					1'05.255	0'45.474	
50 <sup>a</sup> - 3							1'34.118	0'28.881					1'33.730	0'28.475	
51 <sup>a</sup> - 1							0'19.588	0'19.588	231.760				0'19.250	0'19.250	230.770
51 <sup>a</sup> - 2							1'05.393	0'45.805					1'04.078	0'44.828	
51 <sup>a</sup> - 3							1'34.372	0'28.979					1'32.458	0'28.380	
52 <sup>a</sup> - 1							0'22.890	0'22.890	233.262				0'19.216	0'19.216	233.767
52 <sup>a</sup> - 2							1'16.085	0'53.195					1'04.299	0'45.083	
52 <sup>a</sup> - 3							1'57.251	0'41.166	PIT				1'32.688	0'28.389	
53 <sup>a</sup> - 1													0'19.069	0'19.069	235.808
53 <sup>a</sup> - 2													1'04.032	0'44.963	
53 <sup>a</sup> - 3													1'32.356	0'28.324	
54 <sup>a</sup> - 1													0'19.118	0'19.118	236.843
54 <sup>a</sup> - 2													1'04.044	0'44.926	
54 <sup>a</sup> - 3													1'32.542	0'28.498	
55 <sup>a</sup> - 1													0'20.461	0'20.461	235.808
55 <sup>a</sup> - 2													1'10.172	0'49.711	
55 <sup>a</sup> - 3													1'47.804	0'37.632	PIT
56 <sup>a</sup> - 1															
56 <sup>a</sup> - 2															
56 <sup>a</sup> - 3															

Ideal Lap	
0'19.010	0'19.010
1'04.233	0'45.223
1'32.809	0'28.576

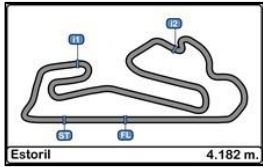
Ideal Lap	
0'19.189	0'19.189
1'04.399	0'45.210
1'32.872	0'28.473

Ideal Lap	
0'19.253	0'19.253
1'04.399	0'45.146
1'33.014	0'28.615

Ideal Lap	
0'18.842	0'18.842
1'03.477	0'44.635
1'31.698	0'28.221

Ideal Lap	
0'19.069	0'19.069
1'03.792	0'44.723
1'32.094	0'28.302

Ideal Best Lap	
0'18.842	0'18.842
1'03.389	0'44.547
1'31.393	0'28.004



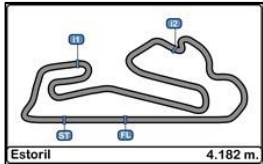
**Autodromo do Estoril  
Euroformula Open  
Private Test 1**

**LAP ANALYSIS**

27/04/2017

Number	18			19			20			22			24		
	Lap Time	Partial	Speed	Lap Time	Partial	Speed	Lap Time	Partial	Speed	Lap Time	Partial	Speed	Lap Time	Partial	Speed
1 <sup>a</sup> - 1	0'21.238	0'21.238	212.599	0'21.855	0'21.855	201.493	0'22.315	0'22.315	221.766	4'25.205	4'25.205		0'22.153	0'22.153	223.603
1 <sup>a</sup> - 2	1'08.610	0'47.372		1'09.541	0'47.686		1'14.839	0'52.524		5'16.007	0'50.802		1'10.282	0'48.129	
1 <sup>a</sup> - 3	1'38.023	0'29.413		1'39.235	0'29.694		1'45.997	0'31.158		5'48.399	0'32.392		1'40.396	0'30.114	
2 <sup>a</sup> - 1	0'19.797	0'19.797	231.760	0'19.903	0'19.903	232.259	0'21.353	0'21.353	228.330	0'22.080	0'22.080	228.330	0'20.834	0'20.834	229.788
2 <sup>a</sup> - 2	1'05.866	0'46.069		1'06.743	0'46.840		1'11.934	0'50.581		1'10.825	0'48.745		1'07.449	0'46.615	
2 <sup>a</sup> - 3	1'35.167	0'29.301		1'36.234	0'29.491		1'42.049	0'30.115		1'42.368	0'31.543		1'36.791	0'29.342	
3 <sup>a</sup> - 1	0'19.713	0'19.713	232.759	0'19.792	0'19.792	232.759	0'20.574	0'20.574	231.760	0'21.273	0'21.273	229.300	0'21.737	0'21.737	216.433
3 <sup>a</sup> - 2	1'05.879	0'46.166		1'06.327	0'46.535		1'08.948	0'48.374		1'08.878	0'47.605		1'11.233	0'49.496	
3 <sup>a</sup> - 3	1'34.834	0'28.955		1'35.954	0'29.627		1'39.225	0'30.277		1'39.231	0'30.353		1'42.489	0'31.256	
4 <sup>a</sup> - 1	0'19.541	0'19.541	232.259	0'19.917	0'19.917	232.258	0'20.486	0'20.486	229.788	0'20.766	0'20.766	225.000	0'19.812	0'19.812	232.759
4 <sup>a</sup> - 2	1'05.454	0'45.913		1'06.662	0'46.745		1'08.146	0'47.660		1'08.249	0'47.483		1'06.106	0'46.294	
4 <sup>a</sup> - 3	1'34.193	0'28.739		1'35.916	0'29.254		1'38.027	0'29.881		1'37.983	0'29.734		1'35.221	0'29.115	
5 <sup>a</sup> - 1	0'19.506	0'19.506	231.264	0'19.874	0'19.874	232.259	0'21.207	0'21.207	230.770	0'20.576	0'20.576	226.416	0'20.029	0'20.029	233.262
5 <sup>a</sup> - 2	1'05.301	0'45.795		1'08.019	0'48.145		1'09.022	0'47.815		1'07.859	0'47.283		1'05.763	0'45.734	
5 <sup>a</sup> - 3	1'33.822	0'28.521		1'38.734	0'30.715		1'39.901	0'30.879		1'37.774	0'29.915		1'34.448	0'28.685	
6 <sup>a</sup> - 1	0'19.461	0'19.461	232.258	0'19.691	0'19.691	231.760	0'20.406	0'20.406	231.264	0'20.278	0'20.278	225.470	0'19.582	0'19.582	234.783
6 <sup>a</sup> - 2	1'05.210	0'45.749		1'06.095	0'46.404		1'07.905	0'47.499		1'07.541	0'47.263		1'05.257	0'45.675	
6 <sup>a</sup> - 3	1'33.965	0'28.755		1'35.365	0'29.270		1'38.234	0'30.329		1'37.391	0'29.850		1'34.126	0'28.869	
7 <sup>a</sup> - 1	0'19.382	0'19.382	233.262	0'19.475	0'19.475	233.262	0'20.875	0'20.875	230.278	0'20.167	0'20.167	225.000	0'24.175	0'24.175	225.470
7 <sup>a</sup> - 2	1'05.034	0'45.652		1'05.534	0'46.059		1'07.904	0'47.029		1'08.066	0'47.899		1'11.243	0'47.068	
7 <sup>a</sup> - 3	1'33.561	0'28.527		1'34.847	0'29.313		1'37.618	0'29.714		1'51.495	0'43.429	PIT	1'51.481	0'40.238	PIT
8 <sup>a</sup> - 1	0'20.776	0'20.776	234.783	0'21.342	0'21.342	232.759	0'20.046	0'20.046	232.259	12'08.254	12'08.254		8'49.097	8'49.097	
8 <sup>a</sup> - 2	1'09.197	0'48.421		1'08.888	0'47.546		1'06.603	0'46.557		13'00.684	0'52.430		9'37.379	0'48.282	
8 <sup>a</sup> - 3	1'48.907	0'39.710	PIT	1'48.056	0'39.168	PIT	1'36.221	0'29.618		13'31.930	0'31.246		10'07.528	0'30.149	
9 <sup>a</sup> - 1	7'47.249	7'47.249		9'23.776	9'23.776		0'20.017	0'20.017	233.262	0'20.661	0'20.661	228.814	0'20.620	0'20.620	229.788
9 <sup>a</sup> - 2	8'34.629	0'47.380		10'11.732	0'47.956		1'06.593	0'46.576		1'07.979	0'47.318		1'07.327	0'46.707	
9 <sup>a</sup> - 3	9'03.892	0'29.263		10'40.986	0'29.254		1'36.609	0'30.016		1'38.046	0'30.067		1'36.961	0'29.634	
10 <sup>a</sup> - 1	0'20.902	0'20.902	229.300	0'19.512	0'19.512	228.330	0'19.887	0'19.887	232.259	0'20.197	0'20.197	230.770	0'19.808	0'19.808	230.278
10 <sup>a</sup> - 2	1'07.225	0'46.323		1'05.389	0'45.877		1'06.453	0'46.566		1'06.856	0'46.659		1'05.584	0'45.776	
10 <sup>a</sup> - 3	1'36.173	0'28.948		1'34.504	0'29.115		1'36.101	0'29.648		1'36.457	0'29.601		1'34.504	0'28.920	
11 <sup>a</sup> - 1	0'19.469	0'19.469	229.788	0'19.753	0'19.753	230.278	0'22.534	0'22.534	210.938	0'19.734	0'19.734	230.770	0'21.514	0'21.514	227.369
11 <sup>a</sup> - 2	1'05.066	0'45.597		1'05.707	0'45.954		1'11.756	0'49.222		1'06.071	0'46.337		1'11.825	0'50.311	
11 <sup>a</sup> - 3	1'33.844	0'28.778		1'35.000	0'29.293		1'54.909	0'43.153	PIT	1'35.751	0'29.680		1'41.309	0'29.484	
12 <sup>a</sup> - 1	0'19.460	0'19.460	229.788	0'19.726	0'19.726	230.770	12'37.487	12'37.487		0'20.057	0'20.057	226.416	0'19.614	0'19.614	231.760
12 <sup>a</sup> - 2	1'07.747	0'48.287		1'05.664	0'45.938		13'26.381	0'48.894		1'06.909	0'46.852		1'05.291	0'45.677	
12 <sup>a</sup> - 3	1'36.977	0'29.230		1'34.628	0'28.964		13'58.676	0'32.295		1'36.400	0'29.491		1'34.121	0'28.830	
13 <sup>a</sup> - 1	0'19.663	0'19.663	230.278	0'19.786	0'19.786	232.259	0'20.964	0'20.964	229.788	0'19.808	0'19.808	222.223	0'19.597	0'19.597	232.259
13 <sup>a</sup> - 2	1'05.301	0'45.638		1'10.287	0'50.501		1'08.463	0'47.499		1'06.327	0'46.519		1'05.071	0'45.474	
13 <sup>a</sup> - 3	1'34.007	0'28.706		1'42.047	0'31.760		1'38.214	0'29.751		1'48.839	0'42.512	PIT	1'33.893	0'28.822	
14 <sup>a</sup> - 1	0'19.545	0'19.545	231.264	0'20.015	0'20.015	228.814	0'19.969	0'19.969	231.264	5'40.968	5'40.968		0'19.771	0'19.771	231.264
14 <sup>a</sup> - 2	1'05.307	0'45.762		1'08.779	0'48.764		1'06.802	0'46.833		5'45.040	0'51.072		1'05.349	0'45.578	
14 <sup>a</sup> - 3	1'43.160	0'37.853	PIT	1'44.608	0'35.829	PIT	1'36.367	0'29.565		5'52.917	0'31.107		1'33.925	0'28.576	
15 <sup>a</sup> - 1	22'42.214	22'42.214		37'16.116	37'16.116		0'19.702	0'19.702	232.259	0'20.426	0'20.426	228.814	0'19.443	0'19.443	231.264
15 <sup>a</sup> - 2	23'34.314	0'52.100		38'05.892	0'49.776		1'06.143	0'46.441		1'07.415	0'46.989		1'06.670	0'47.227	
15 <sup>a</sup> - 3	24'04.477	0'30.163		38'35.563	0'29.671		1'35.537	0'29.394		1'36.923	0'29.508		1'44.858	0'38.188	PIT
16 <sup>a</sup> - 1	0'19.941	0'19.941	226.416	0'19.680	0'19.680	231.264	0'19.618	0'19.618	233.767	0'19.818	0'19.818	231.264	7'07.129	7'07.129	
16 <sup>a</sup> - 2	1'05.731	0'45.790		1'05.535	0'45.855		1'06.304	0'46.686		1'06.292	0'46.474		7'55.813	0'48.684	
16 <sup>a</sup> - 3	1'34.366	0'28.635		1'34.737	0'29.202		1'35.728	0'29.424		1'35.606	0'29.314		8'24.940	0'29.127	
17 <sup>a</sup> - 1	0'19.382	0'19.382	231.760	0'19.622	0'19.622	233.262	0'19.863	0'19.863	234.274	0'19.677	0'19.677	233.262	0'20.107	0'20.107	227.848
17 <sup>a</sup> - 2	1'04.904	0'45.522		1'05.410	0'45.788		1'06.757	0'46.894		1'41.550	1'21.873		1'05.770	0'45.663	
17 <sup>a</sup> - 3	1'33.487	0'28.583		1'34.469	0'29.059		1'36.400	0'29.643		2'22.790	0'41.240	PIT	1'34.574	0'28.804	
18 <sup>a</sup> - 1	0'19.253	0'19.253	232.259	0'19.576	0'19.576	233.767	0'19.981	0'19.981	233.262	4'18.438	4'18.438		0'19.458	0'19.458	229.788
18 <sup>a</sup> - 2	1'04.720	0'45.467		1'05.285	0'45.709		1'06.897	0'46.916		5'09.751	0'51.313		1'04.925	0'45.467	
18 <sup>a</sup> - 3	1'33.194	0'28.474		1'34.222	0'28.937		1'36.388	0'29.491		5'43.975	0'34.224		1'33.983	0'29.058	
19 <sup>a</sup> - 1	0'19.421	0'19.421	232.759	0'19.456	0'19.456	232.759	0'19.828	0'19.828	232.759	0'20.445	0'20.445	226.891	0'19.538	0'19.538	230.278
19 <sup>a</sup> - 2	1'04.748	0'45.327		1'05.154	0'45.698		1'07.021	0'47.193		1'07.307	0'46.862		1'04.971	0'45.433	
19 <sup>a</sup> - 3	1'33.116	0'28.368		1'34.338	0'29.184		1'48.830	0'41.809	PIT	1'37.519	0'30.212		1'33.920	0'28.949	
20 <sup>a</sup> - 1	0'20.622	0'20.622	234.274	0'21.050	0'21.050	210.527	55'10.446	55'10.446		0'19.831	0'19.831	230.278	0'19.696	0'19.696	230.278
20 <sup>a</sup> - 2	1'09.105	0'48.483		1'08.337	0'47.287		56'02.265	0'51.819		1'06.298	0'46.467		1'05.542	0'45.846	
20 <sup>a</sup> - 3	1'37.838</														



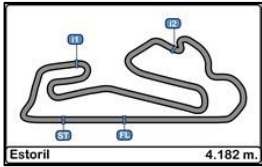


Autodromo do Estoril  
Euroformula Open  
Private Test 1

LAP ANALYSIS

27/04/2017

Number	18			19			20			22			24		
Lap	Lap Time	Partial	Speed	Lap Time	Partial	Speed	Lap Time	Partial	Speed	Lap Time	Partial	Speed	Lap Time	Partial	Speed
22ª - 1	0'19.319	0'19.319	232.258	0'19.447	0'19.447	233.767	0'19.690	0'19.690	232.759	0'19.710	0'19.710	229.788	0'20.238	0'20.238	223.141
22ª - 2	1'04.934	0'45.615		1'04.666	0'45.219		1'06.695	0'47.005		1'06.320	0'46.610		1'07.037	0'46.799	
22ª - 3	1'43.137	0'38.203	PIT	1'33.391	0'28.725		1'36.135	0'29.440		1'36.298	0'29.978		1'35.747	0'28.710	
23ª - 1	35'03.440	35'03.440		0'19.225	0'19.225	233.262	0'19.616	0'19.616	233.767	0'19.924	0'19.924	230.770	0'19.331	0'19.331	233.262
23ª - 2	35'56.527	0'53.087		1'04.698	0'45.473		1'05.537	0'45.921		1'06.367	0'46.443		1'04.573	0'45.242	
23ª - 3	36'26.340	0'29.813		1'33.489	0'28.791		1'34.738	0'29.201		1'36.002	0'29.635		1'33.083	0'28.510	
24ª - 1	0'20.116	0'20.116	227.849	0'19.310	0'19.310	232.759	0'19.890	0'19.890	233.767	0'19.727	0'19.727	231.264	0'19.186	0'19.186	233.767
24ª - 2	1'05.766	0'45.650		1'04.583	0'45.273		1'05.922	0'46.032		1'06.013	0'46.286		1'04.036	0'44.850	
24ª - 3	1'34.415	0'28.649		1'33.282	0'28.699		1'35.069	0'29.147		1'35.359	0'29.346		1'32.499	0'28.463	
25ª - 1	0'19.272	0'19.272	234.274	0'19.301	0'19.301	234.274	0'19.402	0'19.402	233.767	0'19.627	0'19.627	232.259	0'20.504	0'20.504	236.324
25ª - 2	1'04.878	0'45.606		1'04.528	0'45.227		1'05.336	0'45.934		1'06.989	0'47.362		1'08.795	0'48.291	
25ª - 3	1'33.410	0'28.532		1'33.306	0'28.778		1'35.070	0'29.734		1'50.635	0'43.646	PIT	1'37.835	0'29.040	
26ª - 1	0'19.118	0'19.118	234.783	0'19.543	0'19.543	233.767	0'19.355	0'19.355	234.274	9'15.964	9'15.964		0'19.238	0'19.238	233.262
26ª - 2	1'04.494	0'45.376		1'07.309	0'47.766		1'05.256	0'45.901		1'04.322	0'48.358		1'04.213	0'44.975	
26ª - 3	1'32.920	0'28.426		1'42.888	0'35.579	PIT	1'34.655	0'29.399		1'03.873	0'29.551		1'32.709	0'28.496	
27ª - 1	0'19.103	0'19.103	233.262	36'26.375	36'26.375		0'19.505	0'19.505	232.759	0'19.490	0'19.490	232.259	0'19.210	0'19.210	233.767
27ª - 2	1'11.505	0'52.402		37'15.629	0'49.254		1'10.611	0'51.106		1'05.802	0'46.312		1'04.500	0'45.290	
27ª - 3	1'40.435	0'28.930		37'45.380	0'29.751		1'40.859	0'30.248		1'35.196	0'29.394		1'39.640	0'35.140	PIT
28ª - 1	0'19.217	0'19.217	233.262	0'19.662	0'19.662	228.330	0'19.404	0'19.404	235.808	0'19.503	0'19.503	233.767	8'35.256	8'35.256	
28ª - 2	1'04.927	0'45.710		1'05.800	0'46.138		1'05.798	0'46.394		1'05.360	0'45.857		9'27.038	0'51.782	
28ª - 3	1'33.653	0'28.726		1'34.967	0'29.167		1'35.171	0'29.373		1'34.513	0'29.153		9'57.470	0'30.432	
29ª - 1	0'19.386	0'19.386	233.262	0'19.382	0'19.382	235.295	0'19.541	0'19.541	236.324	0'19.427	0'19.427	232.759	0'20.037	0'20.037	219.513
29ª - 2	1'07.154	0'47.768		1'04.964	0'45.582		1'05.821	0'46.280		1'05.403	0'45.976		1'06.149	0'46.112	
29ª - 3	1'45.568	0'38.414	PIT	1'34.761	0'29.797		1'34.953	0'29.132		1'34.720	0'29.317		1'35.039	0'28.890	
30ª - 1	22'10.844	22'10.844		0'19.852	0'19.852	230.770	0'20.545	0'20.545	233.767	0'19.424	0'19.424	235.295	0'19.147	0'19.147	231.264
30ª - 2	23'04.631	0'53.787		1'13.069	0'53.217		1'09.631	0'49.086		1'05.622	0'46.198		1'04.053	0'44.906	
30ª - 3	23'34.471	0'29.840		1'41.985	0'28.916		1'50.833	0'41.202	PIT	1'34.896	0'29.274		1'32.420	0'28.367	
31ª - 1	0'19.639	0'19.639	229.788	0'19.392	0'19.392	234.274	11'35.177	11'35.177		0'22.273	0'22.273	234.274	0'19.052	0'19.052	234.274
31ª - 2	1'05.204	0'45.565		1'12.401	0'53.009		12'23.051	0'47.874		1'10.635	0'48.362		1'03.931	0'44.879	
31ª - 3	1'33.640	0'28.436		1'42.818	0'30.417		12'53.045	0'29.994		1'40.436	0'29.801		1'32.207	0'28.276	
32ª - 1	0'19.322	0'19.322	232.259	0'19.677	0'19.677	235.295	0'19.844	0'19.844	228.814	0'19.456	0'19.456	233.767	0'20.837	0'20.837	229.788
32ª - 2	1'04.710	0'45.388		1'05.565	0'45.888		1'06.840	0'46.996		1'05.542	0'46.086		1'09.539	0'48.702	
32ª - 3	1'33.464	0'28.754		1'40.725	0'35.160	PIT	1'36.296	0'29.456		2'11.441	1'05.899	PIT	1'38.539	0'29.000	
33ª - 1	0'19.245	0'19.245	233.767	7'19.396	7'19.396		0'19.695	0'19.695	233.262	13'07.160	13'07.160		0'19.158	0'19.158	232.259
33ª - 2	1'04.846	0'45.601		8'06.795	0'47.399		1'06.056	0'46.361		13'55.090	0'47.930		1'04.008	0'44.850	
33ª - 3	1'33.467	0'28.621		8'35.635	0'28.840		1'36.471	0'30.415		14'24.209	0'29.119		1'32.379	0'28.371	
34ª - 1	0'19.283	0'19.283	233.767	0'19.404	0'19.404	232.759	0'19.721	0'19.721	233.262	0'20.911	0'20.911	233.767	0'19.124	0'19.124	233.262
34ª - 2	1'04.756	0'45.473		1'05.101	0'45.697		1'06.414	0'46.693		1'07.952	0'47.041		1'03.943	0'44.819	
34ª - 3	1'33.231	0'28.475		1'33.817	0'28.716		1'36.428	0'30.014		1'39.005	0'31.053		1'39.293	0'35.350	PIT
35ª - 1	0'19.202	0'19.202	233.767	0'19.327	0'19.327	235.808	0'19.573	0'19.573	232.759	0'19.561	0'19.561	236.324	35'36.220	35'36.220	
35ª - 2	1'04.693	0'45.491		1'05.278	0'45.951		1'06.052	0'46.479		1'05.969	0'46.408		36'25.719	0'49.499	
35ª - 3	1'44.836	0'40.143	PIT	1'44.348	0'39.070	PIT	1'35.551	0'29.499		1'36.566	0'30.597		37'05.125	0'39.406	PIT
36ª - 1							0'19.837	0'19.837	233.767	0'19.545	0'19.545	235.808	1'04.896	1'04.896	
36ª - 2							1'06.198	0'46.361		1'05.976	0'46.431		1'56.656	0'51.760	
36ª - 3							1'35.525	0'29.327		1'35.420	0'29.444		2'37.889	0'41.233	PIT
37ª - 1							0'21.986	0'21.986	234.783	0'19.552	0'19.552	235.295	0'58.879	0'58.879	
37ª - 2							1'09.904	0'47.918		1'05.949	0'46.397		1'45.123	0'46.244	
37ª - 3							1'48.731	0'38.827	PIT	1'44.175	0'38.226	PIT	2'13.777	0'28.654	
38ª - 1													0'19.256	0'19.256	234.783
38ª - 2													1'04.457	0'45.201	
38ª - 3													1'32.883	0'28.426	
39ª - 1													0'19.239	0'19.239	233.767
39ª - 2													1'04.505	0'45.266	
39ª - 3													1'32.928	0'28.423	
40ª - 1													0'19.133	0'19.133	235.808
40ª - 2													1'04.362	0'45.229	
40ª - 3													1'32.797	0'28.435	
41ª - 1													0'19.197	0'19.197	234.783
41ª - 2													1'04.507	0'45.310	
41ª - 3													1'33.021	0'28.514	
42ª - 1													0'19.193	0'19.193	234.783
42ª - 2													1'04.375	0'45.182	
42ª - 3													1'33.151	0'28.776	



**Autodromo do Estoril  
Euroformula Open  
Private Test 1**

**LAP ANALYSIS**

27/04/2017

Number Lap	18			19			20			22			24		
	Lap Time	Partial	Speed	Lap Time	Partial	Speed	Lap Time	Partial	Speed	Lap Time	Partial	Speed	Lap Time	Partial	Speed
43 <sup>a</sup> - 1													0'19.300	0'19.300	236.324
43 <sup>a</sup> - 2													1'05.049	0'45.749	
43 <sup>a</sup> - 3													1'33.855	0'28.806	
44 <sup>a</sup> - 1													0'19.333	0'19.333	233.262
44 <sup>a</sup> - 2													1'04.851	0'45.518	
44 <sup>a</sup> - 3													1'33.539	0'28.688	
45 <sup>a</sup> - 1													0'19.518	0'19.518	232.259
45 <sup>a</sup> - 2													1'05.171	0'45.653	
45 <sup>a</sup> - 3													1'34.001	0'28.830	
46 <sup>a</sup> - 1													0'19.540	0'19.540	231.264
46 <sup>a</sup> - 2													1'05.202	0'45.662	
46 <sup>a</sup> - 3													1'34.094	0'28.892	
47 <sup>a</sup> - 1													0'19.387	0'19.387	230.278
47 <sup>a</sup> - 2													1'04.931	0'45.544	
47 <sup>a</sup> - 3													1'33.580	0'28.649	
48 <sup>a</sup> - 1													0'19.228	0'19.228	232.258
48 <sup>a</sup> - 2													1'04.820	0'45.592	
48 <sup>a</sup> - 3													1'33.448	0'28.628	
49 <sup>a</sup> - 1													0'19.360	0'19.360	234.274
49 <sup>a</sup> - 2													1'05.124	0'45.764	
49 <sup>a</sup> - 3													1'34.305	0'29.181	
50 <sup>a</sup> - 1													0'19.447	0'19.447	232.759
50 <sup>a</sup> - 2													1'05.247	0'45.800	
50 <sup>a</sup> - 3													1'34.081	0'28.834	
51 <sup>a</sup> - 1													0'19.406	0'19.406	233.767
51 <sup>a</sup> - 2													1'05.179	0'45.773	
51 <sup>a</sup> - 3													1'33.885	0'28.706	
52 <sup>a</sup> - 1													0'19.384	0'19.384	234.783
52 <sup>a</sup> - 2													1'05.057	0'45.673	
52 <sup>a</sup> - 3													1'33.778	0'28.721	
53 <sup>a</sup> - 1													0'19.375	0'19.375	236.843
53 <sup>a</sup> - 2													1'05.232	0'45.857	
53 <sup>a</sup> - 3													1'33.956	0'28.724	
54 <sup>a</sup> - 1													0'19.456	0'19.456	236.324
54 <sup>a</sup> - 2													1'05.245	0'45.789	
54 <sup>a</sup> - 3													1'34.203	0'28.958	
55 <sup>a</sup> - 1													0'19.284	0'19.284	234.783
55 <sup>a</sup> - 2													1'05.170	0'45.886	
55 <sup>a</sup> - 3													1'34.015	0'28.845	
56 <sup>a</sup> - 1													0'19.502	0'19.502	234.783
56 <sup>a</sup> - 2													1'05.349	0'45.847	
56 <sup>a</sup> - 3													1'41.594	0'36.245	PIT

Ideal Lap	
0'19.103	0'19.103
1'04.427	0'45.324
1'32.795	0'28.368

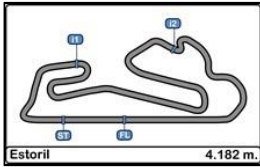
Ideal Lap	
0'19.225	0'19.225
1'04.444	0'45.219
1'33.143	0'28.699

Ideal Lap	
0'19.355	0'19.355
1'05.256	0'45.901
1'34.388	0'29.132

Ideal Lap	
0'19.424	0'19.424
1'05.281	0'45.857
1'34.400	0'29.119

Ideal Lap	
0'19.052	0'19.052
1'03.871	0'44.819
1'32.147	0'28.276

Ideal Best Lap	
0'18.842	0'18.842
1'03.389	0'44.547
1'31.393	0'28.004

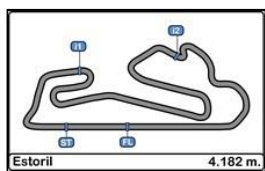


**Autodromo do Estoril**  
**Euroformula Open**  
**Private Test 1**

**LAP ANALYSIS**

27/04/2017

Number	34			42			43			44		
	Lap Time	Partial	Speed	Lap Time	Partial	Speed	Lap Time	Partial	Speed	Lap Time	Partial	Speed
1ª - 1	0'24.158	0'24.158	185.249	0'25.059	0'25.059	190.477	0'22.236	0'22.236	208.495	0'22.511	0'22.511	219.960
1ª - 2	1'15.368	0'51.210		1'20.450	0'55.391		1'12.592	0'50.356		1'14.613	0'52.102	
1ª - 3	1'46.683	0'31.315		1'53.081	0'32.631		1'42.983	0'30.391		1'46.396	0'31.783	
2ª - 1	0'22.464	0'22.464	188.812	0'22.743	0'22.743	208.093	0'21.789	0'21.789	230.770	0'21.520	0'21.520	224.067
2ª - 2	1'11.325	0'48.861		1'14.584	0'51.841		1'09.953	0'48.164		1'10.378	0'48.858	
2ª - 3	1'43.448	0'32.123		1'46.920	0'32.336		1'39.257	0'29.304		1'40.623	0'30.245	
3ª - 1	0'21.004	0'21.004	230.770	0'22.176	0'22.176	213.018	0'20.283	0'20.283	233.262	0'20.618	0'20.618	229.788
3ª - 2	1'08.440	0'47.436		1'14.385	0'52.209		1'07.691	0'47.408		1'08.328	0'47.710	
3ª - 3	1'37.918	0'29.478		1'49.029	0'34.644		1'37.289	0'29.598		1'37.951	0'29.623	
4ª - 1	0'21.277	0'21.277	213.862	0'22.705	0'22.705	203.390	0'19.970	0'19.970	231.760	0'20.464	0'20.464	231.760
4ª - 2	1'11.881	0'50.604		1'14.885	0'52.180		1'12.584	0'52.614		1'07.675	0'47.211	
4ª - 3	1'41.506	0'29.625		1'58.121	0'43.236	PIT	1'51.336	0'38.752	PIT	1'37.187	0'29.512	
5ª - 1	0'20.288	0'20.288	231.264	1'1'02.080	1'1'02.080		13'37.146	13'37.146		0'20.464	0'20.464	231.264
5ª - 2	1'06.640	0'46.352		1'1'57.454	0'55.374		14'30.204	0'53.058		1'07.496	0'47.032	
5ª - 3	1'44.850	0'38.210	PIT	12'29.303	0'31.849		15'00.448	0'30.244		1'37.272	0'29.776	
6ª - 1	8'37.860	8'37.860		0'21.245	0'21.245	216.868	0'21.376	0'21.376	230.770	0'20.146	0'20.146	231.760
6ª - 2	9'25.596	0'47.736		1'09.160	0'47.915		1'09.862	0'48.486		1'07.345	0'47.199	
6ª - 3	9'54.887	0'29.291		1'39.494	0'30.334		1'39.077	0'29.215		1'43.101	0'35.756	PIT
7ª - 1	0'20.224	0'20.224	229.788	0'20.335	0'20.335	228.330	0'20.850	0'20.850	226.416	12'41.325	12'41.325	
7ª - 2	1'06.703	0'46.479		1'06.954	0'46.619		1'08.099	0'47.249		13'36.184	0'54.859	
7ª - 3	1'35.875	0'29.172		1'36.564	0'29.610		1'37.328	0'29.229		14'07.329	0'31.145	
8ª - 1	0'19.825	0'19.825	231.264	0'19.933	0'19.933	230.278	0'19.989	0'19.989	230.278	0'21.112	0'21.112	210.938
8ª - 2	1'06.101	0'46.276		1'07.057	0'47.124		1'06.649	0'46.660		1'08.203	0'47.091	
8ª - 3	1'35.084	0'28.983		1'36.902	0'29.845		1'35.850	0'29.201		1'38.029	0'29.826	
9ª - 1	0'19.717	0'19.717	231.264	0'19.777	0'19.777	230.278	0'19.788	0'19.788	230.770	0'20.103	0'20.103	229.788
9ª - 2	1'05.614	0'45.897		1'06.041	0'46.264		1'06.120	0'46.332		1'06.945	0'46.842	
9ª - 3	1'34.470	0'28.856		1'35.335	0'29.294		1'35.403	0'29.283		1'36.274	0'29.329	
10ª - 1	0'19.535	0'19.535	232.259	0'19.754	0'19.754	231.264	0'23.345	0'23.345	193.203	0'19.964	0'19.964	229.788
10ª - 2	1'05.353	0'45.818		1'05.703	0'45.949		1'12.888	0'49.543		1'06.542	0'46.578	
10ª - 3	1'34.263	0'28.910		1'34.972	0'29.269		1'49.941	0'37.053	PIT	1'35.875	0'29.333	
11ª - 1	0'19.576	0'19.576	230.278	0'19.644	0'19.644	232.759	11'38.956	11'38.956		0'19.882	0'19.882	230.278
11ª - 2	1'05.409	0'45.833		1'05.780	0'46.136		12'29.274	0'50.318		1'06.357	0'46.475	
11ª - 3	1'34.127	0'28.718		1'35.119	0'29.339		13'01.314	0'32.040		1'36.044	0'29.687	
12ª - 1	0'19.535	0'19.535	231.264	0'20.016	0'20.016	232.759	0'21.262	0'21.262	211.765	0'19.928	0'19.928	230.278
12ª - 2	1'07.404	0'47.869		1'07.252	0'47.236		1'09.586	0'48.324		1'06.698	0'46.770	
12ª - 3	1'45.098	0'37.694	PIT	1'46.334	0'39.082	PIT	1'39.394	0'29.808		1'36.630	0'29.932	
13ª - 1	14'45.039	14'45.039		11'53.529	11'53.529		0'20.712	0'20.712	224.067	0'19.986	0'19.986	230.278
13ª - 2	15'37.907	0'52.868		12'49.875	0'56.346		1'08.104	0'47.392		1'06.899	0'46.913	
13ª - 3	16'09.759	0'31.852		13'21.736	0'31.861		1'37.887	0'29.783		1'36.434	0'29.535	
14ª - 1	0'22.327	0'22.327	188.154	0'21.043	0'21.043	222.681	0'19.794	0'19.794	229.788	0'20.199	0'20.199	229.300
14ª - 2	1'09.716	0'47.389		1'09.859	0'48.816		1'06.137	0'46.343		1'07.182	0'46.983	
14ª - 3	1'38.699	0'28.983		1'39.212	0'29.353		1'35.829	0'29.692		1'48.988	0'41.806	PIT
15ª - 1	0'19.577	0'19.577	228.330	0'19.957	0'19.957	229.300	0'19.737	0'19.737	229.300	9'05.000	9'05.000	
15ª - 2	1'05.430	0'45.853		1'06.420	0'46.463		1'05.985	0'46.248		10'00.905	0'55.905	
15ª - 3	1'34.201	0'28.771		1'36.051	0'29.631		1'35.714	0'29.729		10'32.922	0'32.017	
16ª - 1	0'19.479	0'19.479	230.770	0'19.669	0'19.669	228.814	0'22.129	0'22.129	193.549	0'21.108	0'21.108	201.870
16ª - 2	1'05.264	0'45.785		1'05.581	0'45.912		1'11.227	0'49.098		1'09.284	0'48.176	
16ª - 3	1'33.897	0'28.633		1'34.693	0'29.112		1'48.580	0'37.353	PIT	1'38.910	0'29.626	
17ª - 1	0'19.214	0'19.214	234.274	0'19.530	0'19.530	229.300	12'48.725	12'48.725		0'20.072	0'20.072	229.300
17ª - 2	1'04.590	0'45.376		1'05.474	0'45.944		13'41.422	0'52.697		1'07.041	0'46.969	
17ª - 3	1'33.166	0'28.576		1'34.509	0'29.035		14'11.454	0'30.032		1'36.705	0'29.664	
18ª - 1	0'19.348	0'19.348	228.814	0'19.651	0'19.651	231.760	0'19.722	0'19.722	232.259	0'20.019	0'20.019	229.300
18ª - 2	1'14.488	0'55.140		1'05.444	0'45.793		1'05.945	0'46.223		1'06.806	0'46.787	
18ª - 3	1'43.732	0'29.244		1'34.522	0'29.078		1'35.217	0'29.272		1'36.329	0'29.523	
19ª - 1	0'19.347	0'19.347	229.300	0'19.723	0'19.723	232.258	0'19.530	0'19.530	234.783	0'19.967	0'19.967	229.300
19ª - 2	1'04.923	0'45.576		1'08.112	0'48.389		1'05.471	0'45.941		1'06.577	0'46.610	
19ª - 3	1'33.664	0'28.741		1'37.899	0'29.787		1'34.924	0'29.453		1'35.975	0'29.398	
20ª - 1	0'19.579	0'19.579	229.300	0'19.528	0'19.528	230.278	0'19.462	0'19.462	234.274	0'19.703	0'19.703	230.278
20ª - 2	1'05.793	0'46.214		1'05.755	0'46.227		1'05.265	0'45.803		1'06.220	0'46.517	
20ª - 3	1'43.860	0'38.067	PIT	1'34.859	0'29.104		1'34.199	0'28.934		1'35.930	0'29.710	
21ª - 1	29'34.225	29'34.225		0'20.811	0'20.811	229.788	0'19.283	0'19.283	235.295	0'19.632	0'19.632	230.770
21ª - 2	30'25.964	0'51.739		1'08.847	0'48.036		1'05.458	0'46.175		1'06.814	0'47.182	
21ª - 3	30'56.741	0'30.777		1'48.812	0'39.965	PIT	1'34.455	0'28.997		1'36.292	0'29.478	

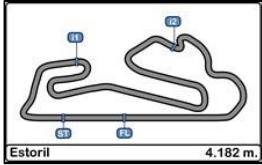


**Autodromo do Estoril**  
**Euroformula Open**  
**Private Test 1**

**LAP ANALYSIS**

27/04/2017

Number	34			42			43			44		
Lap	Lap Time	Partial	Speed	Lap Time	Partial	Speed	Lap Time	Partial	Speed	Lap Time	Partial	Speed
22 <sup>a</sup> - 1	0'21.525	0'21.525	198.530	51'44.371	51'44.371		0'19.549	0'19.549	234.783	0'19.846	0'19.846	230.278
22 <sup>a</sup> - 2	1'09.224	0'47.699		52'37.524	0'53.153		1'05.476	0'45.927		1'06.554	0'46.708	
22 <sup>a</sup> - 3	1'38.286	0'29.062		53'12.814	0'35.290		1'34.511	0'29.035		1'44.025	0'37.471	PIT
23 <sup>a</sup> - 1	0'19.389	0'19.389	230.770	0'20.829	0'20.829	227.848	0'19.355	0'19.355	235.808	48'35.439	48'35.439	
23 <sup>a</sup> - 2	1'04.881	0'45.492		1'09.315	0'48.486		1'05.690	0'46.335		49'26.855	0'51.416	
23 <sup>a</sup> - 3	1'33.552	0'28.671		1'38.876	0'29.561		1'34.819	0'29.129		49'57.350	0'30.495	
24 <sup>a</sup> - 1	0'19.316	0'19.316	231.264	0'19.439	0'19.439	230.278	0'19.414	0'19.414	234.783	0'20.930	0'20.930	204.159
24 <sup>a</sup> - 2	1'04.600	0'45.284		1'05.212	0'45.773		1'05.681	0'46.267		1'09.672	0'48.742	
24 <sup>a</sup> - 3	1'33.199	0'28.599		1'33.719	0'28.507		1'40.193	0'34.512	PIT	1'38.869	0'29.197	
25 <sup>a</sup> - 1	0'19.315	0'19.315	230.278	0'19.271	0'19.271	232.258	40'11.806	40'11.806		0'19.682	0'19.682	229.300
25 <sup>a</sup> - 2	1'04.554	0'45.239		1'04.458	0'45.187		41'02.127	0'50.321		1'05.682	0'46.000	
25 <sup>a</sup> - 3	1'33.007	0'28.453		1'33.018	0'28.560		41'32.112	0'29.985		1'34.565	0'28.883	
26 <sup>a</sup> - 1	0'19.219	0'19.219	230.770	0'19.269	0'19.269	233.262	0'19.660	0'19.660	232.258	0'19.536	0'19.536	231.760
26 <sup>a</sup> - 2	1'04.235	0'45.016		1'04.527	0'45.258		1'05.383	0'45.723		1'05.646	0'46.110	
26 <sup>a</sup> - 3	1'32.688	0'28.453		1'33.114	0'28.587		1'34.527	0'29.144		1'34.611	0'28.965	
27 <sup>a</sup> - 1	0'19.227	0'19.227	233.767	0'19.834	0'19.834	235.295	0'19.456	0'19.456	232.759	0'19.586	0'19.586	232.259
27 <sup>a</sup> - 2	1'07.014	0'47.787		1'07.278	0'47.444		1'05.386	0'45.930		1'05.667	0'46.081	
27 <sup>a</sup> - 3	1'43.545	0'36.531	PIT	1'36.548	0'29.270		1'34.308	0'28.922		1'36.631	0'30.964	
28 <sup>a</sup> - 1	55'29.718	55'29.718		0'19.324	0'19.324	232.759	0'19.313	0'19.313	234.274	0'19.537	0'19.537	231.264
28 <sup>a</sup> - 2	56'27.231	0'57.513		1'04.853	0'45.529		1'05.027	0'45.714		1'05.536	0'45.999	
28 <sup>a</sup> - 3	57'00.508	0'33.277		1'44.992	0'40.139	PIT	1'33.869	0'28.842		1'34.482	0'28.946	
29 <sup>a</sup> - 1	0'26.510	0'26.510	161.920	9'06.554	9'06.554		0'19.229	0'19.229	234.783	0'19.450	0'19.450	235.808
29 <sup>a</sup> - 2	1'19.033	0'52.523		9'55.253	0'48.699		1'04.730	0'45.501		1'05.640	0'46.190	
29 <sup>a</sup> - 3	1'50.670	0'31.637		10'24.750	0'29.497		1'33.574	0'28.844		1'34.620	0'28.980	
30 <sup>a</sup> - 1	0'25.555	0'25.555	155.620	0'19.571	0'19.571	229.300	0'19.288	0'19.288	233.262	0'19.374	0'19.374	235.295
30 <sup>a</sup> - 2	1'18.834	0'53.279		1'05.264	0'45.693		1'04.832	0'45.544		1'06.072	0'46.698	
30 <sup>a</sup> - 3	2'00.825	0'41.991	PIT	1'34.208	0'28.944		1'33.723	0'28.891		1'47.729	0'41.657	PIT
31 <sup>a</sup> - 1	5'10.780	5'10.780		0'19.371	0'19.371	232.259	0'19.346	0'19.346	233.767	10'26.267	10'26.267	
31 <sup>a</sup> - 2	6'01.330	0'50.550		1'04.918	0'45.547		1'05.148	0'45.802		11'15.238	0'48.971	
31 <sup>a</sup> - 3	6'31.491	0'30.161		1'33.647	0'28.729		1'34.049	0'28.901		11'46.004	0'30.766	
32 <sup>a</sup> - 1	0'20.841	0'20.841	200.744	0'19.386	0'19.386	234.783	0'19.384	0'19.384	231.760	0'21.203	0'21.203	201.118
32 <sup>a</sup> - 2	1'07.187	0'46.346		1'06.336	0'46.950		1'05.544	0'46.160		1'09.535	0'48.332	
32 <sup>a</sup> - 3	1'36.093	0'28.906		1'35.984	0'29.648		1'38.582	0'33.038	PIT	1'39.045	0'29.510	
33 <sup>a</sup> - 1	0'19.509	0'19.509	229.300	0'19.377	0'19.377	234.274	11'32.611	11'32.611		0'19.556	0'19.556	230.278
33 <sup>a</sup> - 2	1'05.051	0'45.542		1'05.335	0'45.958		12'22.022	0'49.411		1'05.987	0'46.431	
33 <sup>a</sup> - 3	1'33.829	0'28.778		1'34.274	0'28.939		12'51.573	0'29.551		1'35.131	0'29.144	
34 <sup>a</sup> - 1	0'19.423	0'19.423	231.264	0'20.563	0'20.563	230.278	0'21.845	0'21.845	204.159	0'19.335	0'19.335	234.783
34 <sup>a</sup> - 2	1'05.049	0'45.626		1'08.209	0'47.646		1'08.751	0'46.906		1'05.451	0'46.116	
34 <sup>a</sup> - 3	1'33.688	0'28.639		1'47.028	0'38.819	PIT	1'37.775	0'29.024		1'34.588	0'29.137	
35 <sup>a</sup> - 1	0'19.272	0'19.272	233.767	9'50.029	9'50.029		0'19.249	0'19.249	233.767	0'19.790	0'19.790	231.760
35 <sup>a</sup> - 2	1'04.831	0'45.559		10'40.693	0'50.664		1'04.651	0'45.402		1'06.371	0'46.581	
35 <sup>a</sup> - 3	1'33.627	0'28.796		11'12.700	0'32.007		1'33.300	0'28.649		1'35.473	0'29.102	
36 <sup>a</sup> - 1	0'19.333	0'19.333	233.767	0'21.344	0'21.344	212.599	0'19.194	0'19.194	235.808	0'19.456	0'19.456	232.258
36 <sup>a</sup> - 2	1'04.865	0'45.532		1'08.598	0'47.254		1'04.782	0'45.588		1'05.773	0'46.317	
36 <sup>a</sup> - 3	1'33.554	0'28.689		1'37.868	0'29.270		1'33.502	0'28.720		1'34.850	0'29.077	
37 <sup>a</sup> - 1	0'19.330	0'19.330	232.759	0'19.550	0'19.550	233.767	0'19.221	0'19.221	233.262	0'19.474	0'19.474	232.259
37 <sup>a</sup> - 2	1'04.777	0'45.447		1'05.960	0'46.410		1'04.640	0'45.419		1'05.758	0'46.284	
37 <sup>a</sup> - 3	1'33.485	0'28.708		1'34.836	0'28.876		1'33.411	0'28.771		1'42.350	0'36.592	PIT
38 <sup>a</sup> - 1	0'19.350	0'19.350	233.262	0'19.297	0'19.297	233.262	0'19.160	0'19.160	234.274	13'22.287	13'22.287	
38 <sup>a</sup> - 2	1'04.717	0'45.367		1'04.758	0'45.461		1'04.695	0'45.535		14'12.170	0'49.883	
38 <sup>a</sup> - 3	1'33.367	0'28.650		1'33.332	0'28.574		1'33.616	0'28.921		14'43.212	0'31.042	
39 <sup>a</sup> - 1	0'20.206	0'20.206	232.259	0'19.334	0'19.334	234.274	0'19.211	0'19.211	235.295	0'21.480	0'21.480	203.008
39 <sup>a</sup> - 2	1'08.694	0'48.488		1'04.494	0'45.160		1'04.706	0'45.495		1'10.458	0'48.978	
39 <sup>a</sup> - 3	1'48.446	0'39.752	PIT	1'33.054	0'28.560		1'33.477	0'28.771		1'39.476	0'29.018	
40 <sup>a</sup> - 1				0'19.285	0'19.285	233.262	0'19.366	0'19.366	233.262	0'19.459	0'19.459	228.814
40 <sup>a</sup> - 2				1'06.430	0'47.145		1'05.288	0'45.922		1'05.375	0'45.916	
40 <sup>a</sup> - 3				1'46.459	0'40.029	PIT	1'37.801	0'32.513	PIT	1'34.390	0'29.015	
41 <sup>a</sup> - 1										0'19.485	0'19.485	228.330
41 <sup>a</sup> - 2										1'05.519	0'46.034	
41 <sup>a</sup> - 3										1'34.437	0'28.918	
42 <sup>a</sup> - 1										0'19.546	0'19.546	229.788
42 <sup>a</sup> - 2										1'05.417	0'45.871	
42 <sup>a</sup> - 3										1'34.545	0'29.128	



**Autodromo do Estoril  
Euroformula Open  
Private Test 1**

**LAP ANALYSIS**

27/04/2017

Number	34			42			43			44		
	Lap Time	Partial	Speed	Lap Time	Partial	Speed	Lap Time	Partial	Speed	Lap Time	Partial	Speed
43 <sup>a</sup> - 1										0'19.535	0'19.535	231.760
43 <sup>a</sup> - 2										1'05.401	0'45.866	
43 <sup>a</sup> - 3										1'34.352	0'28.951	
44 <sup>a</sup> - 1										0'19.720	0'19.720	231.760
44 <sup>a</sup> - 2										1'06.516	0'46.796	
44 <sup>a</sup> - 3										1'35.631	0'29.115	
45 <sup>a</sup> - 1										0'19.510	0'19.510	233.262
45 <sup>a</sup> - 2										1'05.583	0'46.073	
45 <sup>a</sup> - 3										1'46.678	0'41.095	PIT
46 <sup>a</sup> - 1												
46 <sup>a</sup> - 2												
46 <sup>a</sup> - 3												
47 <sup>a</sup> - 1												
47 <sup>a</sup> - 2												
47 <sup>a</sup> - 3												
48 <sup>a</sup> - 1												
48 <sup>a</sup> - 2												
48 <sup>a</sup> - 3												
49 <sup>a</sup> - 1												
49 <sup>a</sup> - 2												
49 <sup>a</sup> - 3												
50 <sup>a</sup> - 1												
50 <sup>a</sup> - 2												
50 <sup>a</sup> - 3												
51 <sup>a</sup> - 1												
51 <sup>a</sup> - 2												
51 <sup>a</sup> - 3												
52 <sup>a</sup> - 1												
52 <sup>a</sup> - 2												
52 <sup>a</sup> - 3												
53 <sup>a</sup> - 1												
53 <sup>a</sup> - 2												
53 <sup>a</sup> - 3												
54 <sup>a</sup> - 1												
54 <sup>a</sup> - 2												
54 <sup>a</sup> - 3												
55 <sup>a</sup> - 1												
55 <sup>a</sup> - 2												
55 <sup>a</sup> - 3												
56 <sup>a</sup> - 1												
56 <sup>a</sup> - 2												
56 <sup>a</sup> - 3												

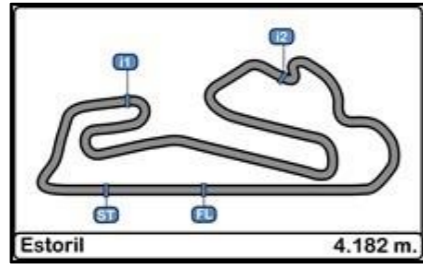
Ideal Lap	
0'19.214	0'19.214
1'04.230	0'45.016
1'32.683	0'28.453

Ideal Lap	
0'19.269	0'19.269
1'04.429	0'45.160
1'32.936	0'28.507

Ideal Lap	
0'19.160	0'19.160
1'04.562	0'45.402
1'33.211	0'28.649

Ideal Lap	
0'19.335	0'19.335
1'05.201	0'45.866
1'34.084	0'28.883

Ideal Best Lap	
0'18.842	0'18.842
1'03.389	0'44.547
1'31.393	0'28.004

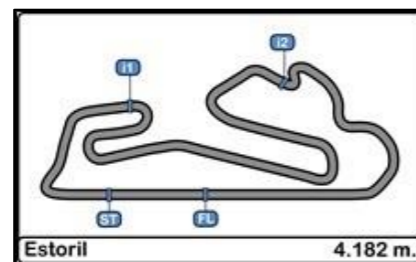


**Autodromo do Estoril**  
**Euroformula Open**  
**Private Test 1**

**Best Sectors Results**

27/04/2017

		Sector - 1		Sector - 2		Sector - 3		Ideal Lap vs Best Lap			
Ord.	Nº Driver	Time	Nº Driver	Time	Nº Driver	Time	Ord.	Nº Driver	Ideal Lap	Best Lap	Ord.
1	16 Nikita Troitskiy	18.842	1 Petru Florescu	44.547	10 Harrison Scott	28.004	1	16 Nikita Troitskiy	1'31.698	1'31.717	1
2	10 Harrison Scott	18.867	16 Nikita Troitskiy	44.635	16 Nikita Troitskiy	28.221	2	1 Petru Florescu	1'31.775	1'32.035	3
3	1 Petru Florescu	18.987	2 Thiago Vivacqua	44.654	1 Petru Florescu	28.241	3	10 Harrison Scott	1'31.834	1'31.942	2
4	11 Alexis Karkosik	19.010	17 Devlin De Francesco	44.723	24 Ameya Vaidyanathan	28.276	4	17 Devlin De Francesco	1'32.094	1'32.356	6
5	24 Ameya Vaidyanathan	19.052	24 Ameya Vaidyanathan	44.819	17 Devlin De Francesco	28.302	5	24 Ameya Vaidyanathan	1'32.147	1'32.207	4
6	17 Devlin De Francesco	19.069	3 Simo Laaksonen	44.861	2 Thiago Vivacqua	28.364	6	2 Thiago Vivacqua	1'32.187	1'32.339	5
7	18 Jannes Fittje	19.103	10 Harrison Scott	44.963	18 Jannes Fittje	28.368	7	3 Simo Laaksonen	1'32.433	1'32.627	7
8	3 Simo Laaksonen	19.151	34 Matheus Iorio	45.016	3 Simo Laaksonen	28.421	8	34 Matheus Iorio	1'32.683	1'32.688	8
9	43 Pedro Cardoso	19.160	14 Tarun Reddy	45.146	34 Matheus Iorio	28.453	9	18 Jannes Fittje	1'32.795	1'32.920	9
10	2 Thiago Vivacqua	19.169	42 Eliseo Martinez Meroño	45.160	12 Christian Hahn	28.473	10	11 Alexis Karkosik	1'32.809	1'33.346	15
11	12 Christian Hahn	19.189	12 Christian Hahn	45.210	42 Eliseo Martinez Meroño	28.507	11	12 Christian Hahn	1'32.872	1'33.255	12
12	34 Matheus Iorio	19.214	19 Yan Leon Shlom	45.219	11 Alexis Karkosik	28.576	12	42 Eliseo Martinez Meroño	1'32.936	1'33.018	10
13	19 Yan Leon Shlom	19.225	11 Alexis Karkosik	45.223	14 Tarun Reddy	28.615	13	14 Tarun Reddy	1'33.014	1'33.163	11
14	14 Tarun Reddy	19.253	18 Jannes Fittje	45.324	43 Pedro Cardoso	28.649	14	19 Yan Leon Shlom	1'33.143	1'33.282	13
15	42 Eliseo Martinez Meroño	19.269	43 Pedro Cardoso	45.402	19 Yan Leon Shlom	28.699	15	43 Pedro Cardoso	1'33.211	1'33.300	14
16	8 Lodovico Laurini	19.325	8 Lodovico Laurini	45.728	8 Lodovico Laurini	28.781	16	8 Lodovico Laurini	1'33.834	1'33.914	16
17	44 Javier Cobián	19.335	22 Daniil Pronenko	45.857	44 Javier Cobián	28.883	17	44 Javier Cobián	1'34.084	1'34.352	17
18	20 Najiy Ayyad Razak	19.355	44 Javier Cobián	45.866	22 Daniil Pronenko	29.119	18	20 Najiy Ayyad Razak	1'34.388	1'34.655	19
19	22 Daniil Pronenko	19.424	20 Najiy Ayyad Razak	45.901	20 Najiy Ayyad Razak	29.132	19	22 Daniil Pronenko	1'34.400	1'34.513	18

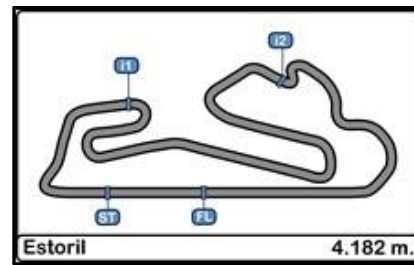


**Autodromo do Estoril**  
**Euroformula Open**  
**Private Test 1**

**Best Top Speeds**

27/04/2017

Ord.	Nº	Entrant	Driver	Nat.	Cat.	Cla.	Chassis	Team	Top 1		Top 2		Top 3		Top 4		Top 5		Avg.
									Km/h	Lap	Km/h	Lap	Km/h	Lap	Km/h	Lap	Km/h	Lap	
1	16	Drivex School	Nikita Troitskiy	RUS	R	1º	Dallara F312		239.468	41	239.468	5	238.411	40	238.411	32	235.808	34	238.313
2	10	RP Motorsport	Harrison Scott	GBR			Dallara F312		237.885	18	237.885	28	237.363	22	236.842	15	236.842	17	237.364
3	11	RP Motorsport	Alexs Karkosik	POL	R	2º	Dallara F312		237.885	21	237.885	22	237.885	35	237.363	36	236.324	20	237.469
4	8	RP Motorsport	Lodovico Laurini	ITA	R	3º	Dallara F312		236.842	43	236.324	42	235.294	24	235.294	25	235.294	34	235.810
5	17	Carlin Motorsport	Devlin De Francesco	CAN/ITA	R	4º	Dallara F312		236.842	55	235.808	54	235.808	56	235.294	47	233.766	46	235.504
6	24	Carlin Motorsport	Ameya Vaidyanathan	IND			Dallara F312		236.842	54	236.324	26	236.324	44	236.324	55	235.808	41	236.324
7	20	Fortec Motorsports	Najiy Ayyad Razak	MYS	R	5º	Dallara F312		236.324	30	235.808	29	234.783	38	234.273	18	234.273	27	235.092
8	22	BVM Racing	Daniil Pronenko	RUS			Dallara F312		236.324	36	235.808	37	235.294	31	235.294	38	234.273	32	235.399
9	19	Fortec Motorsports	Yan Leon Shlom	RUS	R	6º	Dallara F312		235.808	36	235.294	30	235.294	33	234.273	26	234.273	32	234.989
10	43	RACE	Pedro Cardoso	BRA			Dallara F312		235.808	24	235.808	37	235.294	22	235.294	40	234.783	23	235.397
11	44	RACE	Javier Cobián	ESP	R	7º	Dallara F312		235.808	30	235.294	31	234.783	35	233.261	46	232.258	28	234.281
12	42	RACE	Eliseo Martinez Meroño	ESP	R	8º	Dallara F312		235.294	28	234.783	33	234.273	40	234.273	34	233.766	38	234.478
13	1	Campos Racing	Petru Florescu	ROU	R	9º	Dallara F312		234.783	38	234.273	40	233.261	39	232.759	25	232.759	32	233.567
14	3	Campos Racing	Simo Laaksonen	FIN	R	10º	Dallara F312		234.783	39	233.766	41	233.766	40	232.759	42	232.759	50	233.566
15	12	Drivex School	Christian Hahn	BRA			Dallara F312		234.783	48	233.766	47	233.766	31	233.261	46	233.261	38	233.768
16	18	Fortec Motorsports	Jannes Fittje	DEU	R	11º	Dallara F312		234.783	9	234.783	27	234.273	21	234.273	26	233.766	34	234.376
17	34	Campos Racing	Matheus Iorio	BRA			Dallara F312		234.273	18	233.766	36	233.766	37	233.766	28	233.261	39	233.767
18	14	Carlin Motorsport	Tarun Reddy	IND	R	12º	Dallara F312		233.766	34	233.261	45	233.261	53	232.759	25	232.759	46	233.161
19	2	Campos Racing	Thiago Vivacqua	BRA			Dallara F312		233.261	7	232.759	6	232.759	32	232.759	34	232.258	31	232.759



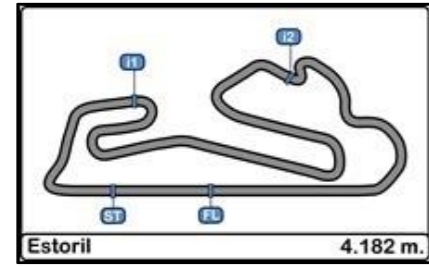
**Autodromo do Estoril**  
**Euroformula Open**  
**Private Test 1**

**Fastest Lap Sequence**

**27/04/2017**

<u>Time of Day</u>	<u>Session Time</u>	<u>Nº</u>	<u>Entrant</u>	<u>Driver</u>	<u>Nat.</u>	<u>Cat.</u>	<u>Chassis</u>	<u>Team</u>	<u>Time</u>	<u>Km/h</u>	<u>Lap</u>
9:04'24.277	3'56.460	42	RACE	Eliseo Martínez Meroño	ESP	R	Dallara F312	Teo Martin Motorsport	1'53.081	133.136	2
9:04'59.103	4'31.330	44	RACE	Javier Cobián	ESP	R	Dallara F312	Teo Martin Motorsport	1'46.396	141.502	2
9:05'28.188	5'00.491	43	RACE	Pedro Cardoso	BRA		Dallara F312	Teo Martin Motorsport	1'42.983	146.191	2
9:06'39.679	6'11.953	44	RACE	Javier Cobián	ESP	R	Dallara F312	Teo Martin Motorsport	1'40.623	149.620	3
9:06'53.717	6'25.938	24	Carlin Motorsport	Ameya Vaidyanathan	IND		Dallara F312	Carlin Motorsport	1'40.396	149.958	2
9:07'07.468	6'39.748	43	RACE	Pedro Cardoso	BRA		Dallara F312	Teo Martin Motorsport	1'39.257	151.679	3
9:08'17.703	7'49.904	44	RACE	Javier Cobián	ESP	R	Dallara F312	Teo Martin Motorsport	1'37.951	153.701	4
9:08'30.472	8'02.729	24	Carlin Motorsport	Ameya Vaidyanathan	IND		Dallara F312	Carlin Motorsport	1'36.791	155.543	3
9:11'48.271	11'20.439	24	Carlin Motorsport	Ameya Vaidyanathan	IND		Dallara F312	Carlin Motorsport	1'35.221	158.108	5
9:13'22.625	12'54.887	24	Carlin Motorsport	Ameya Vaidyanathan	IND		Dallara F312	Carlin Motorsport	1'34.448	159.402	6
9:14'56.694	14'29.013	24	Carlin Motorsport	Ameya Vaidyanathan	IND		Dallara F312	Carlin Motorsport	1'34.126	159.947	7
9:17'34.242	17'06.427	2	Campos Racing	Thiago Vivacqua	BRA		Dallara F312	Campos Racing	1'33.917	160.303	5
9:19'07.821	18'40.079	2	Campos Racing	Thiago Vivacqua	BRA		Dallara F312	Campos Racing	1'33.652	160.757	6
9:26'21.804	25'54.064	18	Fortec Motorsports	Jannes Fittje	DEU	R	Dallara F312	Fortec Motorsports	1'33.561	160.913	8
9:51'54.987	51'27.201	2	Campos Racing	Thiago Vivacqua	BRA		Dallara F312	Campos Racing	1'33.507	161.006	15
9:53'28.065	53'00.277	2	Campos Racing	Thiago Vivacqua	BRA		Dallara F312	Campos Racing	1'33.076	161.752	16
10:10'51.702	1:10'23.988	10	RP Motorsport	Harrison Scott	GBR		Dallara F312	RP Motorsport	1'33.058	161.783	14
10:12'24.532	1:11'56.733	10	RP Motorsport	Harrison Scott	GBR		Dallara F312	RP Motorsport	1'32.745	162.329	15
10:13'57.118	1:13'29.420	10	RP Motorsport	Harrison Scott	GBR		Dallara F312	RP Motorsport	1'32.687	162.431	16
10:23'53.055	1:23'25.350	24	Carlin Motorsport	Ameya Vaidyanathan	IND		Dallara F312	Carlin Motorsport	1'32.499	162.761	25
10:35'12.070	1:34'44.408	10	RP Motorsport	Harrison Scott	GBR		Dallara F312	RP Motorsport	1'32.433	162.877	22
10:41'48.176	1:41'20.463	24	Carlin Motorsport	Ameya Vaidyanathan	IND		Dallara F312	Carlin Motorsport	1'32.420	162.900	31
10:43'20.340	1:42'52.670	24	Carlin Motorsport	Ameya Vaidyanathan	IND		Dallara F312	Carlin Motorsport	1'32.207	163.276	32
10:57'50.281	1:57'22.589	10	RP Motorsport	Harrison Scott	GBR		Dallara F312	RP Motorsport	1'32.135	163.404	27
10:59'22.213	1:58'54.531	10	RP Motorsport	Harrison Scott	GBR		Dallara F312	RP Motorsport	1'31.942	163.747	28
11:19'13.316	2:18'45.513	16	Drivex School	Nikita Troitskiy	RUS	R	Dallara F312	Drivex School	1'31.772	164.050	32
11:47'42.151	2:47'14.448	16	Drivex School	Nikita Troitskiy	RUS	R	Dallara F312	Drivex School	1'31.717	164.148	39





**Autodromo do Estoril  
Euroformula Open  
Private Test 1**

**Weather Report**

27/04/2017

Track Status DRY

