

Hungaroring

Euroformula Open

Free Practice 1

Results

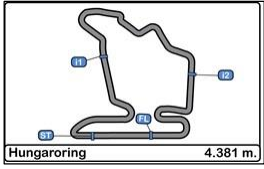
30/06/2017

Ord.	Nº	Entrant	Nat.	Driver	Nat.	Cat.	Cla.	Chassis	Team	Laps	Best	Time	Gap	Interval	Km/h
1	1	Campos Racing	ESP	Raoul Hyman	ZAF			Dallara F312	Campos Racing	7	6	1'37.023			162.555
2	20	Fortec Motorsports	GBR	Petru Florescu	ROU	R	1º	Dallara F312	Fortec Motorsports	12	11	1'37.260	0"237	0"237	162.159
3	10	RP Motorsport	ITA	Harrison Scott	GBR			Dallara F312	RP Motorsport	17	13	1'37.563	0"540	0"303	161.656
4	18	Fortec Motorsports	GBR	Jannes Fittje	DEU	R	2º	Dallara F312	Fortec Motorsports	16	15	1'37.868	0"845	0"305	161.152
5	42	RACE	ESP	Eliseo Martinez	ESP	R	3º	Dallara F312	Teo Martin Motorsport	16	15	1'38.045	1"022	0"177	160.861
6	17	Carlin Motorsport	GBR	Devlin De Francesco	CAN	R	4º	Dallara F312	Carlin Motorsport	18	17	1'38.098	1"075	0"053	160.774
7	2	Campos Racing	ESP	Thiago Vivacqua	BRA			Dallara F312	Campos Racing	17	16	1'38.108	1"085	0"010	160.758
8	34	Campos Racing	ESP	Matheus Iorio	BRA			Dallara F312	Campos Racing	15	9	1'38.283	1"260	0"175	160.471
9	3	Campos Racing	ESP	Simo Laaksonen	FIN	R	5º	Dallara F312	Campos Racing	18	13	1'38.362	1"339	0"079	160.342
10	12	Drivex School	ESP	Christian Hahn	BRA			Dallara F312	Drivex School	18	17	1'38.381	1"358	0"019	160.311
11	43	RACE	ESP	Pedro Cardoso	BRA			Dallara F312	Teo Martin Motorsport	15	14	1'38.492	1"469	0"111	160.131
12	24	Carlin Motorsport	GBR	Ameya Vaidyanathan	IND			Dallara F312	Carlin Motorsport	18	17	1'38.610	1"587	0"118	159.939
13	11	RP Motorsport	ITA	Alex Karkosik	POL	R	6º	Dallara F312	RP Motorsport	17	15	1'39.007	1"984	0"397	159.298
14	14	Carlin Motorsport	GBR	Tarun Reddy	IND	R	7º	Dallara F312	Carlin Motorsport	18	15	1'39.030	2"007	0"023	159.261
15	16	Drivex School	ESP	Nikita Troitskiy	RUS	R	8º	Dallara F312	Drivex School	16	7	1'39.052	2"029	0"022	159.225
16	8	RP Motorsport	ITA	Lodovico Laurini	ITA	R	9º	Dallara F312	RP Motorsport	18	17	1'39.805	2"782	0"753	158.024
17	22	BVM Racing	ITA	Daniil Pronenko	RUS			Dallara F312	BVM Racing	15	8	1'39.956	2"933	0"151	157.785

Published at:.....

Track Status **DRY**

Stewards:	Race Director:	Timekeeper: 
-----------	----------------	--



Hungaroring Euroformula Open Free Practice 1

LAP ANALYSIS

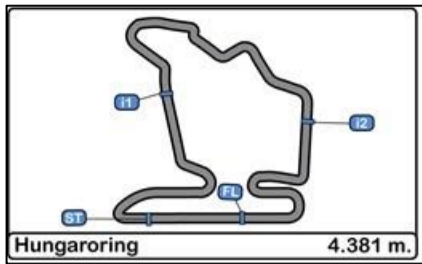
30/06/2017

Number	42			43		
	Lap Time	Partial	Speed	Lap Time	Partial	Speed
1 ^a - 1	0'38.899	0'38.899	205.324	0'37.788	0'37.788	205.715
1 ^a - 2	1'17.119	0'38.220		1'14.135	0'36.347	
1 ^a - 3	1'46.839	0'29.720		1'46.261	0'32.126	
2 ^a - 1	0'37.688	0'37.688	208.093	0'37.035	0'37.035	211.765
2 ^a - 2	1'14.279	0'36.591		1'12.238	0'35.203	
2 ^a - 3	1'42.149	0'27.870		1'39.625	0'27.387	
3 ^a - 1	0'37.083	0'37.083	208.898	0'37.193	0'37.193	211.351
3 ^a - 2	1'12.864	0'35.781		1'12.872	0'35.679	
3 ^a - 3	1'40.188	0'27.324		1'40.395	0'27.523	
4 ^a - 1	0'37.020	0'37.020	210.527	0'36.899	0'36.899	212.599
4 ^a - 2	1'12.350	0'35.330		1'12.140	0'35.241	
4 ^a - 3	1'39.588	0'27.238		1'39.334	0'27.194	
5 ^a - 1	0'36.816	0'36.816	211.351	0'36.720	0'36.720	213.439
5 ^a - 2	1'13.114	0'36.298		1'27.854	0'51.134	
5 ^a - 3	1'41.043	0'27.929		2'02.794	0'34.940	PIT
6 ^a - 1	0'38.221	0'38.221	208.093	11'13.224	11'13.224	
6 ^a - 2	1'16.897	0'38.676		11'50.922	0'37.698	
6 ^a - 3	1'52.893	0'35.996	PIT	12'19.164	0'28.242	
7 ^a - 1	10'40.956	10'40.956		0'37.560	0'37.560	209.303
7 ^a - 2	11'19.370	0'38.414		1'13.426	0'35.866	
7 ^a - 3	11'48.495	0'29.125		1'40.648	0'27.222	
8 ^a - 1	0'37.745	0'37.745	210.117	0'36.972	0'36.972	212.599
8 ^a - 2	1'14.216	0'36.471		1'12.244	0'35.272	
8 ^a - 3	1'41.919	0'27.703		1'39.553	0'27.309	
9 ^a - 1	0'36.987	0'36.987	211.765	0'36.816	0'36.816	213.862
9 ^a - 2	1'12.507	0'35.520		1'11.917	0'35.101	
9 ^a - 3	1'39.769	0'27.262		1'39.057	0'27.140	
10 ^a - 1	0'36.601	0'36.601	213.439	0'36.805	0'36.805	213.439
10 ^a - 2	1'11.590	0'34.989		1'11.709	0'34.904	
10 ^a - 3	1'38.433	0'26.843		1'38.845	0'27.136	
11 ^a - 1	0'36.461	0'36.461	213.018	0'36.740	0'36.740	214.286
11 ^a - 2	1'11.118	0'34.657		1'11.626	0'34.886	
11 ^a - 3	1'40.903	0'29.785		1'38.881	0'27.255	
12 ^a - 1	0'36.527	0'36.527	213.018	0'36.534	0'36.534	214.712
12 ^a - 2	1'11.815	0'35.288		1'11.490	0'34.956	
12 ^a - 3	1'40.934	0'29.119		1'38.758	0'27.268	
13 ^a - 1	0'36.597	0'36.597	214.286	0'36.515	0'36.515	215.569
13 ^a - 2	1'11.414	0'34.817		1'11.339	0'34.824	
13 ^a - 3	1'38.216	0'26.802		1'38.492	0'27.153	
14 ^a - 1	0'36.537	0'36.537	214.712	0'36.493	0'36.493	214.286
14 ^a - 2	1'11.177	0'34.640		1'11.436	0'34.943	
14 ^a - 3	1'38.045	0'26.868		1'42.833	0'31.397	PIT
15 ^a - 1	0'38.884	0'38.884	210.527			
15 ^a - 2	1'16.157	0'37.273				
15 ^a - 3	1'57.549	0'41.392	PIT			
16 ^a - 1						
16 ^a - 2						
16 ^a - 3						
17 ^a - 1						
17 ^a - 2						
17 ^a - 3						

Ideal Lap	
0'36.461	0'36.461
1'11.101	0'34.640
1'37.903	0'26.802

Ideal Lap	
0'36.493	0'36.493
1'11.317	0'34.824
1'38.453	0'27.136

Ideal Best Lap	
0'36.299	0'36.299
1'10.099	0'33.800
1'36.562	0'26.463

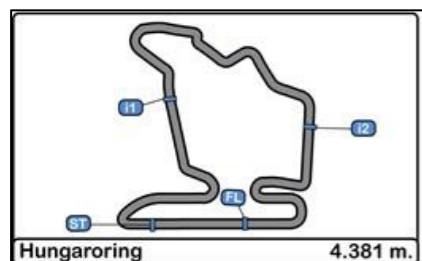


Hungaroring Euroformula Open Free Practice 1

Best Sectors Results

30/06/2017

Sector - 1		Sector - 2		Sector - 3		Ideal Lap vs Best Lap					
Ord.	Nº Driver	Time	Nº Driver	Time	Nº Driver	Time	Ord.	Nº Driver	Ideal Lap	Best Lap	Ord.
1	20 Petru Florescu	36.299	1 Raoul Hyman	33.800	1 Raoul Hyman	26.463	1	1 Raoul Hyman	1'36.695	1'37.023	1
2	18 Jannes Fittje	36.349	10 Harrison Scott	34.242	20 Petru Florescu	26.637	2	20 Petru Florescu	1'37.260	1'37.260	2
3	10 Harrison Scott	36.396	20 Petru Florescu	34.324	10 Harrison Scott	26.657	3	10 Harrison Scott	1'37.295	1'37.563	3
4	1 Raoul Hyman	36.432	34 Matheus Iorio	34.542	42 Eliseo Martinez	26.802	4	18 Jannes Fittje	1'37.868	1'37.868	4
5	42 Eliseo Martinez	36.461	2 Thiago Vivacqua	34.545	17 Devlin De Francesco	26.821	5	42 Eliseo Martinez	1'37.903	1'38.045	5
6	43 Pedro Cardoso	36.493	18 Jannes Fittje	34.617	34 Matheus Iorio	26.827	6	2 Thiago Vivacqua	1'37.996	1'38.108	7
7	3 Simo Laaksonen	36.544	42 Eliseo Martinez	34.640	24 Ameya Vaidyanathan	26.828	7	34 Matheus Iorio	1'38.053	1'38.283	8
8	2 Thiago Vivacqua	36.566	12 Christian Hahn	34.655	2 Thiago Vivacqua	26.885	8	17 Devlin De Francesco	1'38.098	1'38.098	6
9	17 Devlin De Francesco	36.568	17 Devlin De Francesco	34.709	11 Alex Karkosik	26.900	9	3 Simo Laaksonen	1'38.185	1'38.362	9
10	24 Ameya Vaidyanathan	36.588	3 Simo Laaksonen	34.710	18 Jannes Fittje	26.902	10	12 Christian Hahn	1'38.335	1'38.381	10
11	11 Alex Karkosik	36.624	43 Pedro Cardoso	34.824	3 Simo Laaksonen	26.931	11	24 Ameya Vaidyanathan	1'38.351	1'38.610	12
12	16 Nikita Troitskiy	36.644	11 Alex Karkosik	34.930	16 Nikita Troitskiy	26.989	12	43 Pedro Cardoso	1'38.453	1'38.492	11
13	14 Tarun Reddy	36.671	24 Ameya Vaidyanathan	34.935	12 Christian Hahn	26.999	13	11 Alex Karkosik	1'38.454	1'39.007	13
14	12 Christian Hahn	36.681	16 Nikita Troitskiy	34.993	14 Tarun Reddy	27.043	14	16 Nikita Troitskiy	1'38.626	1'39.052	15
15	34 Matheus Iorio	36.684	14 Tarun Reddy	35.000	43 Pedro Cardoso	27.136	15	14 Tarun Reddy	1'38.714	1'39.030	14
16	8 Lodovico Laurini	36.844	22 Daniil Pronenko	35.361	22 Daniil Pronenko	27.426	16	8 Lodovico Laurini	1'39.678	1'39.805	16
17	22 Daniil Pronenko	37.128	8 Lodovico Laurini	35.403	8 Lodovico Laurini	27.431	17	22 Daniil Pronenko	1'39.915	1'39.956	17

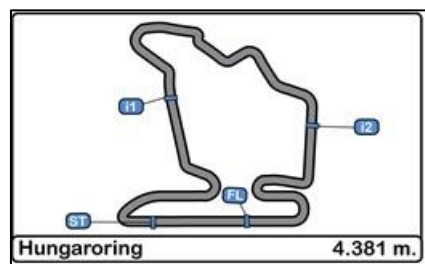


Hungaroring Euroformula Open Free Practice 1

Best Top Speeds

30/06/2017

Ord.	Nº	Entrant	Nat.	Driver	Nat.	Cat.	Cla.	Chassis	Team	Top 1		Top 2		Top 3		Top 4		Top 5		Avg.
										Km/h	Lap	Km/h	Lap	Km/h	Lap	Km/h	Lap	Km/h	Lap	
1	1	Campos Racing	ESP	Raoul Hyman	ZAF			Dallara F312		218.182	5	214.286	4	213.861	6	212.181	3	212.181	2	214.138
2	34	Campos Racing	ESP	Matheus Iorio	BRA			Dallara F312		217.304	13	213.861	15	213.439	12	213.018	14	212.598	10	214.044
3	11	RP Motorsport	ITA	Alex Karkosik	POL	R	1º	Dallara F312		216.868	15	216.868	16	216.868	17	216.867	14	216.000	12	216.694
4	18	Fortec Motorsports	GBR	Jannes Fittje	DEU	R	2º	Dallara F312		216.433	16	215.569	15	215.139	14	214.286	6	214.286	9	215.143
5	20	Fortec Motorsports	GBR	Petru Florescu	ROU	R	3º	Dallara F312		216.433	12	214.712	10	214.712	11	213.439	5	213.018	4	214.463
6	10	RP Motorsport	ITA	Harrison Scott	GBR			Dallara F312		216.000	12	215.569	16	215.140	15	214.712	13	214.286	11	215.141
7	43	RACE	ESP	Pedro Cardoso	BRA			Dallara F312		215.569	14	214.712	13	214.286	15	214.286	12	213.861	10	214.543
8	2	Campos Racing	ESP	Thiago Vivacqua	BRA			Dallara F312		215.139	16	214.286	14	213.861	12	213.861	15	213.439	8	214.117
9	3	Campos Racing	ESP	Simo Laaksonen	FIN	R	4º	Dallara F312		215.139	12	214.712	13	214.712	18	214.286	14	214.286	17	214.627
10	24	Carlin Motorsport	GBR	Ameya Vaidyanathan	IND			Dallara F312		215.139	18	214.712	17	214.286	13	214.286	14	213.861	15	214.457
11	14	Carlin Motorsport	GBR	Tarun Reddy	IND	R	5º	Dallara F312		214.712	16	213.439	18	213.018	14	212.598	15	212.181	4	213.189
12	42	RACE	ESP	Eliseo Martinez	ESP	R	6º	Dallara F312		214.712	15	214.286	14	213.439	11	213.018	12	213.018	13	213.694
13	8	RP Motorsport	ITA	Lodovico Laurini	ITA	R	7º	Dallara F312		214.286	17	213.861	18	213.439	6	213.439	16	213.018	5	213.608
14	17	Carlin Motorsport	GBR	Devlin De Francesco	CAN	R	8º	Dallara F312		214.286	16	214.286	17	214.286	18	213.439	12	213.439	13	213.947
15	12	Drivex School	ESP	Christian Hahn	BRA			Dallara F312		213.861	17	213.018	14	213.018	15	213.018	16	213.018	18	213.186
16	16	Drivex School	ESP	Nikita Troitskiy	RUS	R	9º	Dallara F312		213.861	15	213.439	13	213.439	14	212.598	12	212.598	16	213.187
17	22	BVM Racing	ITA	Daniil Pronenko	RUS			Dallara F312		213.018	15	212.598	9	212.598	14	212.181	10	211.765	11	212.432

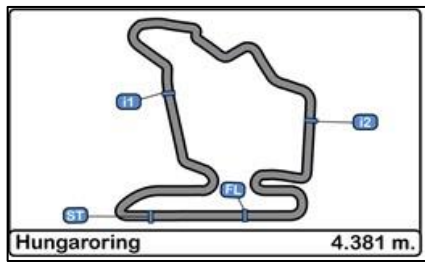


Hungaroring Euroformula Open Free Practice 1

Fastest Lap Sequence

30/06/2017

Time of Day	Session Time	Nº	Entrant	Nat.	Driver	Nat.	Cat.	Chassis	Team	Time	Km/h	Lap
9:43'56.883	3'40.183	17	Carlin Motorsport	GBR	Devlin De Francesco	CAN	R	Dallara F312	Carlin Motorsport	1'46.202	148.506	2
9:44'38.444	4'21.860	3	Campos Racing	ESP	Simo Laaksonen	FIN	R	Dallara F312	Campos Racing	1'44.353	151.137	2
9:44'42.443	4'25.877	34	Campos Racing	ESP	Matheus Iorio	BRA		Dallara F312	Campos Racing	1'43.045	153.055	2
9:44'53.023	4'36.428	2	Campos Racing	ESP	Thiago Vivacqua	BRA		Dallara F312	Campos Racing	1'40.563	156.833	2
9:45'41.373	5'24.781	20	Fortec Motorsports	GBR	Petru Florescu	ROU	R	Dallara F312	Fortec Motorsports	1'40.277	157.280	3
9:45'51.290	5'34.731	10	RP Motorsport	ITA	Harrison Scott	GBR		Dallara F312	RP Motorsport	1'39.183	159.015	3
9:47'20.362	7'03.794	20	Fortec Motorsports	GBR	Petru Florescu	ROU	R	Dallara F312	Fortec Motorsports	1'39.013	159.288	4
9:49'41.299	9'24.731	34	Campos Racing	ESP	Matheus Iorio	BRA		Dallara F312	Campos Racing	1'38.890	159.486	5
9:49'50.054	9'33.497	2	Campos Racing	ESP	Thiago Vivacqua	BRA		Dallara F312	Campos Racing	1'38.564	160.014	5
10:02'14.806	21'58.237	17	Carlin Motorsport	GBR	Devlin De Francesco	CAN	R	Dallara F312	Carlin Motorsport	1'38.498	160.121	9
10:02'24.755	22'08.195	34	Campos Racing	ESP	Matheus Iorio	BRA		Dallara F312	Campos Racing	1'38.283	160.471	9
10:05'25.940	25'09.388	10	RP Motorsport	ITA	Harrison Scott	GBR		Dallara F312	RP Motorsport	1'38.080	160.803	10
10:07'03.611	26'47.058	10	RP Motorsport	ITA	Harrison Scott	GBR		Dallara F312	RP Motorsport	1'37.670	161.478	11
10:08'41.203	28'24.639	10	RP Motorsport	ITA	Harrison Scott	GBR		Dallara F312	RP Motorsport	1'37.581	161.626	12
10:10'16.380	29'59.695	1	Campos Racing	ESP	Raoul Hyman	ZAF		Dallara F312	Campos Racing	1'37.199	162.261	3
10:11'53.495	31'36.827	1	Campos Racing	ESP	Raoul Hyman	ZAF		Dallara F312	Campos Racing	1'37.132	162.373	4
10:15'20.539	35'03.960	1	Campos Racing	ESP	Raoul Hyman	ZAF		Dallara F312	Campos Racing	1'37.023	162.555	6



Hungaroring Euroformula Open

Event Maximum Speed

30/06/2017

Ord.	Nº	Entrant	Nat.	Driver	Nat.	Cat.	Cla.	Chassis	Team	Km/h	Lap	Session
1	1	Campos Racing	ESP	Raoul Hyman	ZAF			Dallara F312	Campos Racing	218.182	5	Free Practice 1
2	34	Campos Racing	ESP	Matheus Iorio	BRA			Dallara F312	Campos Racing	217.304	13	Free Practice 1
3	11	RP Motorsport	ITA	Alex Karkosik	POL	R	1º	Dallara F312	RP Motorsport	216.868	15	Free Practice 1
4	18	Fortec Motorsports	GBR	Jannes Fittje	DEU	R	2º	Dallara F312	Fortec Motorsports	216.433	16	Free Practice 1
5	20	Fortec Motorsports	GBR	Petru Florescu	ROU	R	3º	Dallara F312	Fortec Motorsports	216.433	12	Free Practice 1
6	10	RP Motorsport	ITA	Harrison Scott	GBR			Dallara F312	RP Motorsport	216.001	12	Free Practice 1
7	43	RACE	ESP	Pedro Cardoso	BRA			Dallara F312	Teo Martin Motorsport	215.569	14	Free Practice 1
8	2	Campos Racing	ESP	Thiago Vivacqua	BRA			Dallara F312	Campos Racing	215.140	16	Free Practice 1
9	3	Campos Racing	ESP	Simo Laaksonen	FIN	R	4º	Dallara F312	Campos Racing	215.140	12	Free Practice 1
10	24	Carlin Motorsport	GBR	Ameya Vaidyanathan	IND			Dallara F312	Carlin Motorsport	215.140	18	Free Practice 1
11	14	Carlin Motorsport	GBR	Tarun Reddy	IND	R	5º	Dallara F312	Carlin Motorsport	214.712	16	Free Practice 1
12	42	RACE	ESP	Eliseo Martinez	ESP	R	6º	Dallara F312	Teo Martin Motorsport	214.712	15	Free Practice 1
13	8	RP Motorsport	ITA	Lodovico Laurini	ITA	R	7º	Dallara F312	RP Motorsport	214.286	17	Free Practice 1
14	17	Carlin Motorsport	GBR	Devlin De Francesco	CAN	R	8º	Dallara F312	Carlin Motorsport	214.286	16	Free Practice 1
15	12	Drivex School	ESP	Christian Hahn	BRA			Dallara F312	Drivex School	213.862	17	Free Practice 1
16	16	Drivex School	ESP	Nikita Troitskiy	RUS	R	9º	Dallara F312	Drivex School	213.862	15	Free Practice 1
17	22	BVM Racing	ITA	Daniil Pronenko	RUS			Dallara F312	BVM Racing	213.018	15	Free Practice 1

