

Hungaroring Euroformula Open RACE - 1

Results

01/07/2017

Clas.	Nº	Entrant	Nat.	Driver	Nat.	Cat.	Clas.	Chassis	Team	Laps	Total Time	Km/h.	Gap	Best	Time	Km/h.
1	2	Campos Racing	ESP	Thiago Vivacqua	BRA			Dallara F312	Campos Racing	17	28'09.872	158.662		7	1'38.776	159.671
2	3	Campos Racing	ESP	Simo Laaksonen	FIN	R	1º	Dallara F312	Campos Racing	17	28'10.552	158.598	0"680	8	1'38.807	159.621
3	16	Drivex School	ESP	Nikita Troitskiy	RUS	R	2º	Dallara F312	Drivex School	17	28'11.113	158.545	1"241	13	1'38.651	159.873
4	1	Campos Racing	ESP	Raoul Hyman	ZAF			Dallara F312	Campos Racing	17	28'12.468	158.418	2"596	14	1'38.688	159.813
5	18	Fortec Motorsports	GBR	Jannes Fittje	DEU	R	3º	Dallara F312	Fortec Motorsports	17	28'13.687	158.304	3"815	9	1'38.824	159.593
6	14	Carlin Motorsport	GBR	Tarun Reddy	IND	R	4º	Dallara F312	Carlin Motorsport	17	28'18.060	157.897	8"188	6	1'38.981	159.340
7	20	Fortec Motorsports	GBR	Petru Florescu	ROU	R	5º	Dallara F312	Fortec Motorsports	17	28'22.066	157.525	12"194	4	1'39.118	159.120
8	17	Carlin Motorsport	GBR	Devlin De Francesco	CAN	R	6º	Dallara F312	Carlin Motorsport	17	28'22.470	157.488	12"598	4	1'38.862	159.532
9	10	RP Motorsport	ITA	Harrison Scott	GBR			Dallara F312	RP Motorsport	17	28'22.914	157.447	13"042	6	1'38.970	159.358
10	43	RACE	ESP	Pedro Cardoso	BRA			Dallara F312	Teo Martin Motorsport	17	28'23.417	157.400	13"545	7	1'38.905	159.463
11	42	RACE	ESP	Eliseo Martinez	ESP	R	7º	Dallara F312	Teo Martin Motorsport	17	28'24.342	157.315	14"470	7	1'38.923	159.434
12	12	Drivex School	ESP	Christian Hahn	BRA			Dallara F312	Drivex School	17	28'26.264	157.137	16"392	14	1'38.913	159.450
13	11	RP Motorsport	ITA	Alex Karkosik	POL	R	8º	Dallara F312	RP Motorsport	17	28'26.726	157.095	16"854	7	1'38.791	159.647
14	8	RP Motorsport	ITA	Lodovico Laurini	ITA	R	9º	Dallara F312	RP Motorsport	17	28'35.398	156.301	25"526	10	1'39.413	158.648
15	22	BVM Racing	ITA	Daniil Pronenko	RUS			Dallara F312	BVM Racing	17	29'36.538	150.922	1'26"666	7	1'40.308	157.232

NOT CLASSIFIED

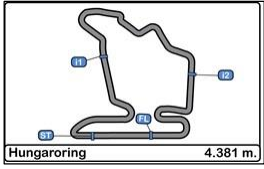
16	24	Carlin Motorsport	GBR	Ameya Vaidyanathan	IND			Dallara F312	Carlin Motorsport	1	02'45.168	95.489	16 Lap.		2'45.168	95.489
----	----	-------------------	-----	--------------------	-----	--	--	--------------	-------------------	---	-----------	--------	---------	--	----------	--------

Fastest lap Nikita Troitskiy 1'38.651 159.873 Km/h.

Published at:.....

Track Status **DRY**

Stewards:	Race Director:	Timekeeper: 
-----------	----------------	--



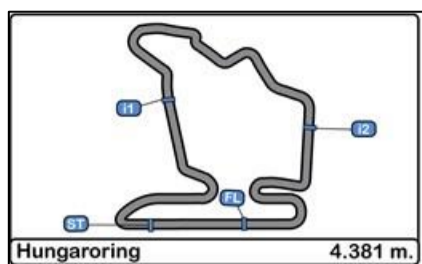
Hungaroring
Euroformula Open
RACE - 1
LAP ANALYSIS

01/07/2017

Number	43		
Lap	Lap Time	Partial	Speed
1 ^a - 1	0'45.464	0'45.464	196.364
1 ^a - 2	1'21.987	0'36.523	
1 ^a - 3	1'49.659	0'27.672	
2 ^a - 1	0'37.955	0'37.955	207.294
2 ^a - 2	1'13.672	0'35.717	
2 ^a - 3	1'41.244	0'27.572	
3 ^a - 1	0'36.796	0'36.796	213.862
3 ^a - 2	1'13.151	0'36.355	
3 ^a - 3	1'40.584	0'27.433	
4 ^a - 1	0'36.731	0'36.731	216.868
4 ^a - 2	1'12.046	0'35.315	
4 ^a - 3	1'39.304	0'27.258	
5 ^a - 1	0'36.930	0'36.930	213.439
5 ^a - 2	1'12.049	0'35.119	
5 ^a - 3	1'39.217	0'27.168	
6 ^a - 1	0'36.647	0'36.647	213.862
6 ^a - 2	1'11.805	0'35.158	
6 ^a - 3	1'38.929	0'27.124	
7 ^a - 1	0'36.639	0'36.639	215.569
7 ^a - 2	1'11.712	0'35.073	
7 ^a - 3	1'38.905	0'27.193	
8 ^a - 1	0'36.810	0'36.810	215.569
8 ^a - 2	1'12.973	0'36.163	
8 ^a - 3	1'40.290	0'27.317	
9 ^a - 1	0'36.701	0'36.701	215.569
9 ^a - 2	1'12.147	0'35.446	
9 ^a - 3	1'39.426	0'27.279	
10 ^a - 1	0'37.051	0'37.051	219.067
10 ^a - 2	1'12.445	0'35.394	
10 ^a - 3	1'39.639	0'27.194	
11 ^a - 1	0'36.868	0'36.868	213.018
11 ^a - 2	1'12.106	0'35.238	
11 ^a - 3	1'39.460	0'27.354	
12 ^a - 1	0'36.764	0'36.764	210.117
12 ^a - 2	1'12.344	0'35.580	
12 ^a - 3	1'39.644	0'27.300	
13 ^a - 1	0'36.885	0'36.885	212.181
13 ^a - 2	1'12.303	0'35.418	
13 ^a - 3	1'39.399	0'27.096	
14 ^a - 1	0'36.712	0'36.712	213.018
14 ^a - 2	1'12.046	0'35.334	
14 ^a - 3	1'39.415	0'27.369	
15 ^a - 1	0'36.575	0'36.575	216.433
15 ^a - 2	1'11.978	0'35.403	
15 ^a - 3	1'39.278	0'27.300	
16 ^a - 1	0'36.753	0'36.753	219.067
16 ^a - 2	1'12.281	0'35.528	
16 ^a - 3	1'39.762	0'27.481	
17 ^a - 1	0'36.628	0'36.628	216.868
17 ^a - 2	1'12.011	0'35.383	
17 ^a - 3	1'39.262	0'27.251	

Ideal Lap	
0'36.575	0'36.575
1'11.648	0'35.073
1'38.744	0'27.096

Ideal Best Lap	
0'36.473	0'36.473
1'11.173	0'34.700
1'38.078	0'26.905

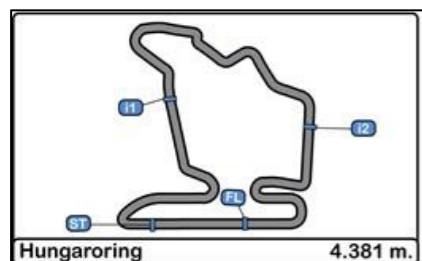


Hungaroring Euroformula Open RACE - 1

Best Sectors Results

01/07/2017

Sector - 1			Sector - 2			Sector - 3			Ideal Lap vs Best Lap						
Ord.	Nº	Driver	Time	Nº	Driver	Time	Nº	Driver	Time	Ord.	Nº	Driver	Ideal Lap	Best Lap	Ord.
1	10	Harrison Scott	36.473	1	Raoul Hyman	34.700	17	Devlin De Francesco	26.905	1	1	Raoul Hyman	1'38.375	1'38.688	2
2	11	Alex Karkosik	36.483	2	Thiago Vivacqua	34.738	11	Alex Karkosik	26.933	2	16	Nikita Troitskiy	1'38.448	1'38.651	1
3	18	Jannes Fittje	36.530	12	Christian Hahn	34.796	3	Simo Laaksonen	26.959	3	11	Alex Karkosik	1'38.497	1'38.791	4
4	16	Nikita Troitskiy	36.545	18	Jannes Fittje	34.884	16	Nikita Troitskiy	27.010	4	18	Jannes Fittje	1'38.543	1'38.824	6
5	43	Pedro Cardoso	36.575	16	Nikita Troitskiy	34.893	20	Petru Florescu	27.046	5	2	Thiago Vivacqua	1'38.549	1'38.776	3
6	1	Raoul Hyman	36.580	42	Eliseo Martinez	35.003	1	Raoul Hyman	27.095	6	17	Devlin De Francesco	1'38.600	1'38.862	7
7	17	Devlin De Francesco	36.612	3	Simo Laaksonen	35.054	43	Pedro Cardoso	27.096	7	3	Simo Laaksonen	1'38.634	1'38.807	5
8	14	Tarun Reddy	36.614	10	Harrison Scott	35.061	42	Eliseo Martinez	27.098	8	10	Harrison Scott	1'38.650	1'38.970	11
9	3	Simo Laaksonen	36.621	43	Pedro Cardoso	35.073	2	Thiago Vivacqua	27.111	9	12	Christian Hahn	1'38.669	1'38.913	9
10	12	Christian Hahn	36.665	11	Alex Karkosik	35.081	10	Harrison Scott	27.116	10	43	Pedro Cardoso	1'38.744	1'38.905	8
11	42	Eliseo Martinez	36.667	17	Devlin De Francesco	35.083	18	Jannes Fittje	27.129	11	42	Eliseo Martinez	1'38.768	1'38.923	10
12	20	Petru Florescu	36.678	14	Tarun Reddy	35.108	14	Tarun Reddy	27.181	12	20	Petru Florescu	1'38.896	1'39.118	13
13	2	Thiago Vivacqua	36.700	20	Petru Florescu	35.172	12	Christian Hahn	27.208	13	14	Tarun Reddy	1'38.903	1'38.981	12
14	8	Lodovico Laurini	36.704	8	Lodovico Laurini	35.316	8	Lodovico Laurini	27.245	14	8	Lodovico Laurini	1'39.265	1'39.413	14
15	22	Daniil Pronenko	36.947	22	Daniil Pronenko	35.673	22	Daniil Pronenko	27.423	15	22	Daniil Pronenko	1'40.043	1'40.308	15
16	24	Ameya Vaidyanathan	1'02.608	24	Ameya Vaidyanathan	53.975	24	Ameya Vaidyanathan	48.585	16	24	Ameya Vaidyanathan	2'45.168	2'45.168	16

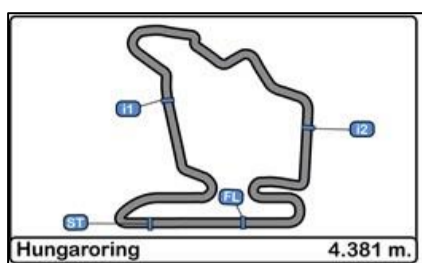


Hungaroring Euroformula Open RACE - 1

Best Top Speeds

01/07/2017

Ord.	Nº	Entrant	Nat.	Driver	Nat.	Cat.	Cla.	Chassis	Team	Top 1		Top 2		Top 3		Top 4		Top 5		Avg.	
										Km/h	Lap	Km/h	Lap	Km/h	Lap	Km/h	Lap	Km/h	Lap		
1	11	RP Motorsport	ITA	Alex Karkosik	POL	R	1º	Dallara F312			219.512	3	218.182	10	216.867	17	216.867	6	216.867	9	217.659
2	10	RP Motorsport	ITA	Harrison Scott	GBR			Dallara F312			219.067	15	218.623	9	217.742	8	217.304	3	216.867	10	217.921
3	43	RACE	ESP	Pedro Cardoso	BRA			Dallara F312			219.067	10	219.067	16	216.867	4	216.867	17	216.433	15	217.660
4	17	Carlin Motorsport	GBR	Devlin De Francesco	CAN	R	2º	Dallara F312			217.304	16	216.867	14	216.433	15	216.000	9	216.000	17	216.521
5	16	Drivex School	ESP	Nikita Troitskiy	RUS	R	3º	Dallara F312			216.867	9	216.000	17	215.569	16	215.139	15	215.139	12	215.743
6	8	RP Motorsport	ITA	Lodovico Laurini	ITA	R	4º	Dallara F312			216.433	3	213.439	15	213.439	2	213.439	7	212.598	14	213.869
7	14	Carlin Motorsport	GBR	Tarun Reddy	IND	R	5º	Dallara F312			216.433	7	216.433	9	216.000	4	215.569	6	214.712	8	215.829
8	1	Campos Racing	ESP	Raoul Hyman	ZAF			Dallara F312			215.569	8	215.569	6	215.139	7	214.712	17	214.286	9	215.055
9	3	Campos Racing	ESP	Simo Laaksonen	FIN	R	6º	Dallara F312			215.569	9	214.712	15	214.286	4	213.861	14	213.861	8	214.458
10	12	Drivex School	ESP	Christian Hahn	BRA			Dallara F312			215.569	9	214.286	15	214.286	17	214.286	4	213.861	7	214.457
11	18	Fortec Motorsports	GBR	Jannes Fittje	DEU	R	7º	Dallara F312			215.569	9	215.139	4	215.139	14	215.139	15	214.712	17	215.140
12	42	RACE	ESP	Eliseo Martinez	ESP	R	8º	Dallara F312			214.712	17	213.861	9	213.439	15	213.018	13	213.018	8	213.609
13	20	Fortec Motorsports	GBR	Petru Florescu	ROU	R	9º	Dallara F312			213.861	9	213.861	15	213.439	4	213.439	7	213.439	16	213.608
14	2	Campos Racing	ESP	Thiago Vivacqua	BRA			Dallara F312			210.937	9	210.526	16	210.526	17	210.526	4	210.526	8	210.609
15	22	BVM Racing	ITA	Daniil Pronenko	RUS			Dallara F312			209.302	8	209.302	14	209.302	17	208.897	6	208.897	15	209.140
16	34	Campos Racing	ESP	Matheus Iorio	BRA			Dallara F312			189.807	1									189.807
17	24	Carlin Motorsport	GBR	Ameya Vaidyanathan	IND			Dallara F312			183.986	1									183.986

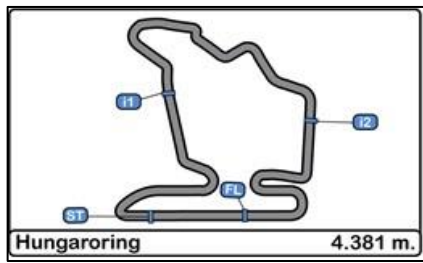


Hungaroring Euroformula Open RACE - 1

Fastest Lap Sequence

01/07/2017

Time of Day	Session Time	Nº	Entrant	Nat.	Driver	Nat.	Cat.	Chassis	Team	Time	Km/h	Lap
15:15'00.241	1'44.277	2	Campos Racing	ESP	Thiago Vivacqua	BRA		Dallara F312	Campos Racing	1'44.277	151.247	1
15:16'39.742	0'37.143	2	Campos Racing	ESP	Thiago Vivacqua	BRA		Dallara F312	Campos Racing	1'39.511	158.491	2
15:18'19.161	2'16.547	2	Campos Racing	ESP	Thiago Vivacqua	BRA		Dallara F312	Campos Racing	1'39.404	158.662	3
15:18'19.910	2'17.241	3	Campos Racing	ESP	Simo Laaksonen	FIN	R	Dallara F312	Campos Racing	1'39.087	159.169	3
15:20'00.590	3'57.900	16	Drivex School	ESP	Nikita Troitskiy	RUS	R	Dallara F312	Drivex School	1'38.778	159.667	4
15:24'55.490	8'52.877	2	Campos Racing	ESP	Thiago Vivacqua	BRA		Dallara F312	Campos Racing	1'38.776	159.670	7
15:34'51.227	18'48.527	16	Drivex School	ESP	Nikita Troitskiy	RUS	R	Dallara F312	Drivex School	1'38.651	159.873	13

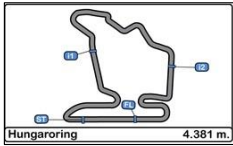


Hungaroring Euroformula Open

Event Maximum Speed

01/07/2017

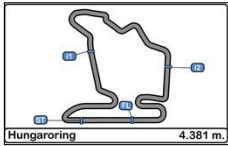
Ord.	Nº	Entrant	Nat.	Driver	Nat.	Cat.	Cla.	Chassis	Team	Km/h	Lap	Session
1	3	Campos Racing	ESP	Simo Laaksonen	FIN	R	1º	Dallara F312	Campos Racing	219.960	18	Free Practice 2
2	8	RP Motorsport	ITA	Lodovico Laurini	ITA	R	2º	Dallara F312	RP Motorsport	219.960	18	Free Practice 2
3	11	RP Motorsport	ITA	Alex Karkosik	POL	R	3º	Dallara F312	RP Motorsport	219.513	15	Free Practice 2
4	14	Carlin Motorsport	GBR	Tarun Reddy	IND	R	4º	Dallara F312	Carlin Motorsport	219.068	19	Free Practice 2
5	10	RP Motorsport	ITA	Harrison Scott	GBR			Dallara F312	RP Motorsport	219.067	15	RACE - 1
6	43	RACE	ESP	Pedro Cardoso	BRA			Dallara F312	Teo Martin Motorsport	219.067	10	RACE - 1
7	1	Campos Racing	ESP	Raoul Hyman	ZAF			Dallara F312	Campos Racing	218.182	5	Free Practice 1
8	12	Drivex School	ESP	Christian Hahn	BRA			Dallara F312	Drivex School	217.304	16	Free Practice 2
9	16	Drivex School	ESP	Nikita Troitskiy	RUS	R	5º	Dallara F312	Drivex School	217.304	16	Free Practice 2
10	17	Carlin Motorsport	GBR	Devlin De Francesco	CAN	R	6º	Dallara F312	Carlin Motorsport	217.304	16	RACE - 1
11	18	Fortec Motorsports	GBR	Jannes Fittje	DEU	R	7º	Dallara F312	Fortec Motorsports	217.304	16	Free Practice 2
12	22	BVM Racing	ITA	Daniil Pronenko	RUS			Dallara F312	BVM Racing	217.304	17	Free Practice 2
13	24	Carlin Motorsport	GBR	Ameya Vaidyanathan	IND			Dallara F312	Carlin Motorsport	217.304	16	Free Practice 2
14	34	Campos Racing	ESP	Matheus Iorio	BRA			Dallara F312	Campos Racing	217.304	13	Free Practice 1
15	42	RACE	ESP	Eliseo Martinez	ESP	R	8º	Dallara F312	Teo Martin Motorsport	217.304	12	Free Practice 2
16	2	Campos Racing	ESP	Thiago Vivacqua	BRA			Dallara F312	Campos Racing	216.868	12	Free Practice 2
17	20	Fortec Motorsports	GBR	Petru Florescu	ROU	R	9º	Dallara F312	Fortec Motorsports	216.433	12	Free Practice 1



Hungaroring
Euroformula Open
RACE - 1
LAP CHART

01/07/2017

Order	Start	GAP / LT	1 ^a	GAP / LT	2 ^a	GAP / LT	3 ^a	GAP / LT	4 ^a	GAP / LT	5 ^a	GAP / LT	6 ^a	GAP / LT	7 ^a	GAP / LT	8 ^a	GAP / LT	9 ^a	GAP / LT	10 ^a	GAP / LT	11 ^a	GAP / LT
1 ^o	1	1'38.069	2	1'44.277	2	1'39.511	2	1'39.404	2	1'39.267	2	1'39.106	2	1'39.181	2	1'38.776	2	1'38.898	2	1'38.877	2	1'39.395	2	1'39.124
2 ^o	3	0'531 1'38.600	3	0.742 1'45.019	3	1.011 1'39.78	3	0.694 1'39.087	3	0.719 1'39.292	3	0.868 1'39.255	3	0.606 1'38.919	3	0.810 1'38.85	3	0.589 1'38.807	3	0.810 1'39.098	3	0.539 1'39.124	3	0.532 1'39.117
3 ^o	2	0'547 1'38.616	1	1.742 1'46.019	1	1.784 1'39.553	1	1.523 1'39.143	1	1.463 1'39.207	1	1.484 1'39.127	1	1.234 1'38.931	1	1.282 1'38.824	1	1.441 1'39.057	1	1.538 1'38.974	1	1.130 1'38.987	1	1.368 1'39.362
4 ^o	11	0'781 1'38.850	16	2.565 1'46.842	16	2.836 1'39.782	16	2.575 1'39.143	16	2.086 1'38.778	16	2.188 1'39.208	16	1.843 1'38.836	16	1.873 1'38.806	16	1.843 1'38.868	16	2.079 1'39.113	16	1.641 1'38.957	16	1.729 1'39.212
5 ^o	18	0'907 1'38.976	18	3.273 1'47.55	18	3.844 1'40.082	18	3.761 1'39.321	18	3.375 1'38.881	18	3.577 1'39.308	18	3.468 1'39.072	18	3.657 1'39.965	18	3.980 1'39.221	18	3.927 1'38.824	18	3.538 1'39.006	18	3.445 1'39.031
6 ^o	16	1'230 1'39.299	14	3.632 1'47.909	14	4.556 1'40.435	14	4.326 1'39.174	14	4.223 1'39.164	14	4.211 1'39.094	14	4.011 1'38.981	14	4.469 1'39.234	14	4.701 1'39.13	14	4.850 1'39.026	14	4.550 1'39.095	14	4.583 1'39.157
7 ^o	24	1'259 1'39.328	20	4.311 1'48.588	20	5.552 1'40.752	20	5.737 1'39.589	20	5.588 1'39.118	20	5.924 1'39.442	20	5.891 1'39.148	20	6.729 1'39.614	20	7.992 1'40.161	20	8.859 1'39.744	20	8.835 1'39.371	20	8.975 1'39.264
8 ^o	34	1'320 1'39.389	17	4.880 1'49.157	17	6.052 1'40.683	17	7.354 1'40.706	17	6.949 1'38.862	17	6.774 1'38.931	17	6.628 1'39.035	17	7.160 1'39.308	17	8.680 1'40.418	17	9.410 1'39.607	17	9.395 1'39.38	17	9.607 1'39.336
9 ^o	14	1'607 1'39.676	10	5.304 1'49.581	10	6.437 1'40.644	10	7.834 1'40.801	10	7.693 1'39.126	10	7.600 1'39.013	10	7.389 1'38.97	10	7.686 1'39.073	10	9.127 1'40.339	10	10.005 1'39.755	10	9.955 1'39.345	10	10.050 1'39.219
10 ^o	20	1'781 1'39.850	43	5.382 1'49.659	43	7.115 1'41.244	43	8.295 1'40.584	43	8.332 1'39.304	43	8.443 1'39.217	43	8.191 1'38.929	43	8.320 1'38.905	43	9.712 1'40.29	43	10.261 1'39.426	43	10.505 1'39.639	43	10.841 1'39.46
11 ^o	12	2'700 1'40.769	12	6.889 1'51.166	42	8.774 1'40.698	42	9.162 1'39.792	42	9.068 1'39.173	42	9.273 1'39.311	42	9.244 1'39.152	42	9.391 1'38.923	42	10.316 1'39.823	42	10.945 1'39.506	42	11.264 1'39.714	42	11.647 1'39.507
12 ^o	22	3'416 1'41.465	42	7.587 1'51.864	12	9.477 1'42.099	12	9.940 1'39.867	12	10.010 1'39.337	12	10.675 1'39.771	12	10.435 1'38.941	12	10.611 1'38.952	12	10.963 1'39.25	12	12.489 1'40.403	12	12.524 1'39.43	12	12.756 1'39.356
13 ^o	8	3'938 1'42.007	8	8.133 1'52.41	8	9.910 1'41.288	8	10.821 1'40.315	11	10.928 1'39.24	11	11.215 1'39.393	11	11.596 1'39.562	11	11.611 1'38.791	11	11.830 1'39.117	11	12.926 1'39.973	11	14.200 1'40.669	11	14.306 1'39.23
14 ^o	10	4'741 1'42.810	11	8.533 1'52.81	11	10.202 1'41.18	11	10.955 1'40.157	8	13.242 1'41.688	8	13.745 1'39.609	8	14.037 1'39.473	8	14.806 1'39.545	8	16.455 1'40.547	8	17.188 1'39.61	8	17.206 1'39.413	8	17.864 1'39.782
15 ^o	43	4'970 1'43.039	22	16.803 2'01.08	22	1'01.099 2'23.807	22	1'02.142 1'40.447	22	1'04.057 1'41.182	22	1'05.719 1'40.768	22	1'07.494 1'40.956	22	1'09.026 1'40.308	22	1'10.957 1'40.829	22	1'12.759 1'40.679	22	1'15.057 1'41.693	22	1'16.640 1'40.707
16 ^o	42	5'106 1'43.175	24	1'00.891 2'45.168																				
17 ^o	17	5'848 1'43.917																						

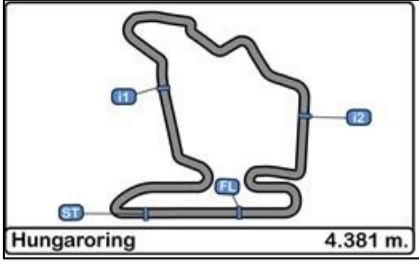


Hungaroring
Euroformula Open
RACE - 1

LAP CHART

01/07/2017

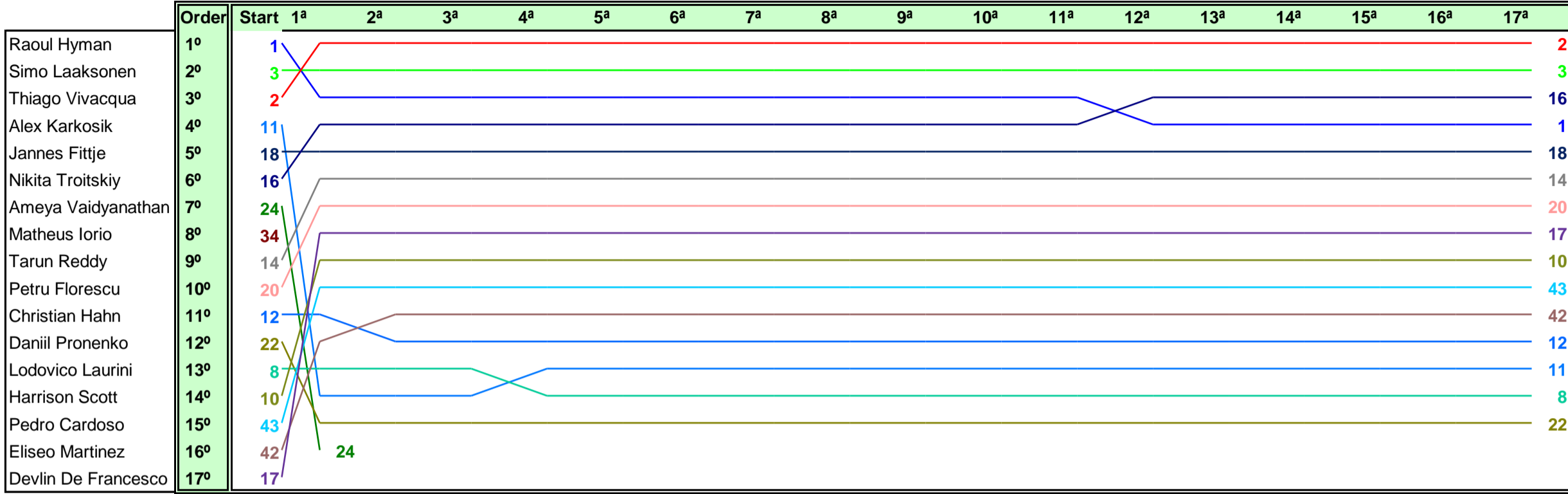
Order	12 ^a	GAP / LT	13 ^a	GAP / LT	14 ^a	GAP / LT	15 ^a	GAP / LT	16 ^a	GAP / LT	17 ^a	GAP / LT
1 ^o	2	1'38.889	2	1'39.052	2	1'38.924	2	1'38.89	2	1'38.939	2	1'39.362
2 ^o	3	0.751 1'39.108	3	0.800 1'39.101	3	0.847 1'38.971	3	0.860 1'38.903	3	1.061 1'39.14	3	0.680 1'38.981
3 ^o	16	1.816 1'38.976	16	1.415 1'38.651	16	1.418 1'38.927	16	1.407 1'38.879	16	1.526 1'39.058	16	1.241 1'39.077
4 ^o	1	2.840 1'40.361	1	2.669 1'38.881	1	2.433 1'38.688	1	2.289 1'38.746	1	2.124 1'38.774	1	2.596 1'39.834
5 ^o	18	3.809 1'39.253	18	3.940 1'39.183	18	4.123 1'39.107	18	4.370 1'39.137	18	4.328 1'38.897	18	3.815 1'38.849
6 ^o	14	5.375 1'39.681	14	6.206 1'39.883	14	6.478 1'39.196	14	7.131 1'39.543	14	7.644 1'39.452	14	8.188 1'39.906
7 ^o	20	9.530 1'39.444	20	10.030 1'39.552	20	10.993 1'39.887	20	11.365 1'39.262	20	11.944 1'39.518	20	12.194 1'39.612
8 ^o	17	10.255 1'39.537	17	10.468 1'39.265	17	11.507 1'39.963	17	11.803 1'39.186	17	12.477 1'39.613	17	12.598 1'39.483
9 ^o	10	10.981 1'39.82	10	11.107 1'39.178	10	11.899 1'39.716	10	12.489 1'39.48	10	13.141 1'39.591	10	13.042 1'39.263
10 ^o	43	11.596 1'39.644	43	11.943 1'39.399	43	12.434 1'39.415	43	12.822 1'39.278	43	13.645 1'39.762	43	13.545 1'39.262
11 ^o	42	12.203 1'39.445	42	12.766 1'39.615	42	13.324 1'39.482	42	13.976 1'39.542	42	14.359 1'39.322	42	14.470 1'39.473
12 ^o	12	13.649 1'39.782	12	14.466 1'39.869	12	14.455 1'38.913	12	15.279 1'39.714	12	15.340 1'39	12	16.392 1'40.414
13 ^o	11	14.712 1'39.295	11	15.166 1'39.506	11	15.523 1'39.281	11	16.421 1'39.788	11	16.525 1'39.043	11	16.854 1'39.691
14 ^o	8	19.249 1'40.274	8	20.439 1'40.242	8	21.710 1'40.195	8	23.012 1'40.192	8	24.236 1'40.163	8	25.526 1'40.652
15 ^o	22	1'18.212 1'40.461	22	1'19.878 1'40.718	22	1'21.302 1'40.348	22	1'23.499 1'41.087	22	1'25.014 1'40.454	22	1'26.666 1'41.014
16 ^o												
17 ^o												

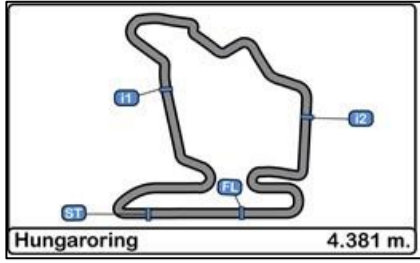


Hungaroring
Euroformula Open
RACE - 1

Graphic Lap Chart

01/07/2017





**Hungaroring
Euroformula Open
RACE - 1**

Weather Report

01/07/2017

Track Status DRY

