

Hungaroring
Euroformula Open
RACE - 2

Results

02/07/2017

Clas. Nº	Entrant	Nat. Driver	Nat. Cat. Cla.	Chassis	Team	Laps	Total Time	Km/h.	Gap	Best Time	Km/h.
1	10 RP Motorsport	ITA Harrison Scott	GBR	Dallara F31	RP Motorsport	19	33'06.732	150.831		16	1'37.527 #####
2	16 Drivex School	ESP Nikita Troitskiy	RUS R	1° Dallara F31	Drivex School	19	33'07.871	150.745	1"139	8	1'37.525 #####
3	1 Campos Racing	ESP Raoul Hyman	ZAF	Dallara F31	Campos Racing	19	33'16.571	150.088	9"839	8	1'37.852 #####
4	3 Campos Racing	ESP Simo Laaksonen	FIN R	2° Dallara F31	Campos Racing	19	33'18.493	149.944	11"761	11	1'37.980 #####
5	11 RP Motorsport	ITA Alex Karkosik	POL R	3° Dallara F31	RP Motorsport	19	33'21.068	149.751	14"336	16	1'38.121 #####
6	24 Carlin Motorsport	GBR Ameya Vaidyanatha	IND	Dallara F31	Carlin Motorsport	19	33'21.829	149.694	15"097	16	1'38.290 #####
7	2 Campos Racing	ESP Thiago Vivacqua	BRA	Dallara F31	Campos Racing	19	33'25.241	149.439	18"509	17	1'38.574 #####
8	12 Drivex School	ESP Christian Hahn	BRA	Dallara F31	Drivex School	19	33'25.876	149.392	19"144	11	1'38.527 #####
9	34 Campos Racing	ESP Matheus Iorio	BRA	Dallara F31	Campos Racing	19	33'27.108	149.300	20"376	11	1'38.632 #####
10	14 Carlin Motorsport	GBR Tarun Reddy	IND R	4° Dallara F31	Carlin Motorsport	19	33'28.208	149.218	21"476	16	1'38.444 #####
11	42 RACE	ESP Eliseo Martínez	ESP R	5° Dallara F31	Teo Martín Motorspor	19	33'29.579	149.117	22"847	12	1'38.073 #####
12	8 RP Motorsport	ITA Lodovico Laurini	ITA R	6° Dallara F31	RP Motorsport	19	33'52.955	147.402	46"223	5	1'39.551 #####
13	22 BVM Racing	ITA Daniil Pronenko	RUS	Dallara F31	BVM Racing	19	33'53.421	147.368	46"689	15	1'39.751 #####
14	43 RACE	ESP Pedro Cardoso	BRA	Dallara F31	Teo Martín Motorspor	19	33'53.492	147.363	46"760	11	1'38.363 #####

NOT CLASSIFIED

15	18 Fortec Motorsport	GBR Jannes Fijje	DEU R	7° Dallara F31	Fortec Motorsports	11	20'41.424	139.749	8 Lap.	6	1'39.766 #####
16	17 Carlin Motorsport	GBR Devlin De Francesc	CAN R	8° Dallara F31	Carlin Motorsport						19 Lap.
17	20 Fortec Motorsport	GBR Petru Florescu	ROU R	9° Dallara F31	Fortec Motorsports						19 Lap.

Fastest lap Nikita Troitskiy 1'37.525 161.719 Km/h.

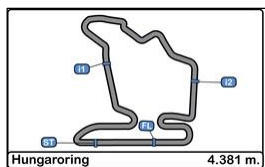
CAR 43 2 SECONDS TIME PENALTY TO ADD RACE TIME TRACK LIMITS
 CAR 43 2 SECONDS TIME PENALTY TO ADD RACE TIME TRACK LIMITS
 CAR 43 5 SECONDS TIME PENALTY TO ADD RACE TIME TRACK LIMITS
 CAR 43 10 SECONDS TIME PENALTY TO ADD RACE TIME TRACK LIMITS
 CAR 1 2 SECONDS TIME PENALTY TO ADD RACE TIME TRACK LIMITS

Published at:.....

Track Status **DRY**

Stewards:	Race Director:	Timekeeper: 
-----------	----------------	--

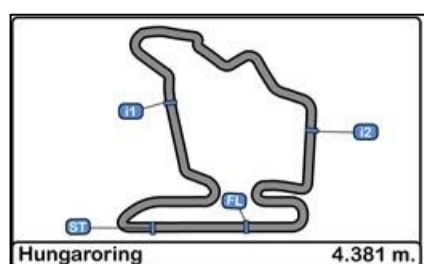




Hungaroring
Euroformula Open
RACE - 2
LAP ANALYSIS

02/07/2017

Number
Lap
1 ^a - 1
1 ^a - 2
1 ^a - 3
2 ^a - 1
2 ^a - 2
2 ^a - 3
3 ^a - 1
3 ^a - 2
3 ^a - 3
4 ^a - 1
4 ^a - 2
4 ^a - 3
5 ^a - 1
5 ^a - 2
5 ^a - 3
6 ^a - 1
6 ^a - 2
6 ^a - 3
7 ^a - 1
7 ^a - 2
7 ^a - 3
8 ^a - 1
8 ^a - 2
8 ^a - 3
9 ^a - 1
9 ^a - 2
9 ^a - 3
10 ^a - 1
10 ^a - 2
10 ^a - 3
11 ^a - 1
11 ^a - 2
11 ^a - 3
12 ^a - 1
12 ^a - 2
12 ^a - 3
13 ^a - 1
13 ^a - 2
13 ^a - 3
14 ^a - 1
14 ^a - 2
14 ^a - 3
15 ^a - 1
15 ^a - 2
15 ^a - 3
16 ^a - 1
16 ^a - 2
16 ^a - 3
17 ^a - 1
17 ^a - 2
17 ^a - 3
18 ^a - 1
18 ^a - 2
18 ^a - 3
19 ^a - 1
19 ^a - 2
19 ^a - 3

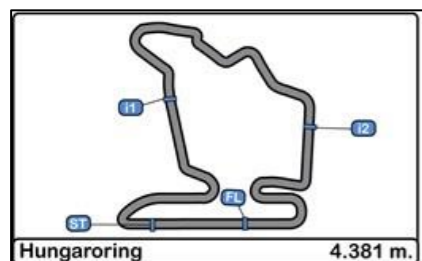


Hungaroring Euroformula Open RACE - 2

Best Sectors Results

02/07/2017

Sector - 1		Sector - 2		Sector - 3		Ideal Lap vs Best Lap					
Ord.	Nº Driver	Time	Nº Driver	Time	Nº Driver	Time	Ord.	Nº Driver	Ideal Lap	Best Lap	Ord.
1	10 Harrison Scott	36.304	16 Nikita Troitskiy	34.268	10 Harrison Scott	26.581	1	10 Harrison Scott	1'37.335	1'37.527	2
2	16 Nikita Troitskiy	36.410	1 Raoul Hyman	34.370	16 Nikita Troitskiy	26.660	2	16 Nikita Troitskiy	1'37.338	1'37.525	1
3	11 Alex Karkosik	36.428	10 Harrison Scott	34.450	1 Raoul Hyman	26.804	3	1 Raoul Hyman	1'37.701	1'37.852	3
4	42 Eliseo Martinez	36.446	42 Eliseo Martinez	34.557	3 Simo Laaksonen	26.834	4	42 Eliseo Martinez	1'37.860	1'38.073	5
5	3 Simo Laaksonen	36.471	3 Simo Laaksonen	34.619	42 Eliseo Martinez	26.857	5	3 Simo Laaksonen	1'37.924	1'37.980	4
6	14 Tarun Reddy	36.485	11 Alex Karkosik	34.630	24 Ameya Vaidyanathan	26.867	6	11 Alex Karkosik	1'38.009	1'38.121	6
7	24 Ameya Vaidyanathan	36.491	43 Pedro Cardoso	34.643	11 Alex Karkosik	26.951	7	24 Ameya Vaidyanathan	1'38.082	1'38.290	7
8	34 Matheus Iorio	36.496	12 Christian Hahn	34.689	43 Pedro Cardoso	26.951	8	43 Pedro Cardoso	1'38.113	1'38.363	8
9	12 Christian Hahn	36.517	2 Thiago Vivacqua	34.703	34 Matheus Iorio	26.996	9	12 Christian Hahn	1'38.239	1'38.527	10
10	43 Pedro Cardoso	36.519	24 Ameya Vaidyanathan	34.724	12 Christian Hahn	27.033	10	34 Matheus Iorio	1'38.283	1'38.632	12
11	1 Raoul Hyman	36.527	14 Tarun Reddy	34.731	2 Thiago Vivacqua	27.037	11	14 Tarun Reddy	1'38.308	1'38.444	9
12	2 Thiago Vivacqua	36.575	34 Matheus Iorio	34.791	14 Tarun Reddy	27.092	12	2 Thiago Vivacqua	1'38.315	1'38.574	11
13	8 Lodovico Laurini	36.792	18 Jannes Fittje	35.234	8 Lodovico Laurini	27.328	13	8 Lodovico Laurini	1'39.418	1'39.551	13
14	18 Jannes Fittje	36.792	8 Lodovico Laurini	35.298	22 Daniil Pronenko	27.397	14	18 Jannes Fittje	1'39.514	1'39.766	15
15	22 Daniil Pronenko	36.843	22 Daniil Pronenko	35.313	18 Jannes Fittje	27.488	15	22 Daniil Pronenko	1'39.553	1'39.751	14

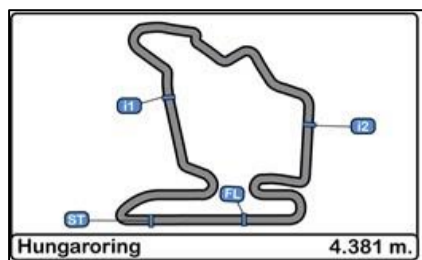


Hungaroring Euroformula Open RACE - 2

Best Top Speeds

02/07/2017

Ord.	Nº	Entrant	Nat.	Driver	Nat.	Cat.	Cla.	Chassis	Team	Top 1		Top 2		Top 3		Top 4		Top 5		Avg.	
										Km/h	Lap	Km/h	Lap	Km/h	Lap	Km/h	Lap	Km/h	Lap		
1	42	RACE	ESP	Eliseo Martinez	ESP	R	1º	Dallara F312			219.067	7	216.867	5	215.569	6	214.286	8	213.018	16	215.761
2	18	Fortec Motorsports	GBR	Jannes Fittje	DEU	R	2º	Dallara F312			218.623	8	218.623	10	218.182	11	218.182	4	218.182	9	218.358
3	43	RACE	ESP	Pedro Cardoso	BRA			Dallara F312			217.304	7	216.000	9	215.569	5	213.439	10	213.018	4	215.066
4	14	Carlin Motorsport	GBR	Tarun Reddy	IND	R	3º	Dallara F312			216.433	10	216.000	11	216.000	17	215.139	8	215.139	16	215.742
5	24	Carlin Motorsport	GBR	Ameya Vaidyanathan	IND			Dallara F312			216.000	16	215.569	10	215.569	9	215.139	6	215.139	8	215.483
6	11	RP Motorsport	ITA	Alex Karkosik	POL	R	4º	Dallara F312			215.569	5	214.286	16	213.861	6	213.861	7	213.439	17	214.203
7	3	Campos Racing	ESP	Simo Laaksonen	FIN	R	5º	Dallara F312			214.712	4	213.018	16	212.598	5	212.181	17	211.765	8	212.855
8	12	Drivex School	ESP	Christian Hahn	BRA			Dallara F312			214.286	4	213.861	16	213.439	17	213.018	12	213.018	13	213.524
9	34	Campos Racing	ESP	Matheus Iorio	BRA			Dallara F312			214.286	4	214.286	9	213.861	16	213.439	10	213.439	17	213.862
10	16	Drivex School	ESP	Nikita Troitskiy	RUS	R	6º	Dallara F312			213.861	7	213.861	9	213.439	6	213.439	13	213.018	8	213.524
11	2	Campos Racing	ESP	Thiago Vivacqua	BRA			Dallara F312			213.439	5	213.439	9	213.018	6	213.018	7	212.598	8	213.102
12	10	RP Motorsport	ITA	Harrison Scott	GBR			Dallara F312			213.439	16	212.181	17	211.350	8	211.350	10	211.350	15	211.934
13	8	RP Motorsport	ITA	Lodovico Laurini	ITA	R	7º	Dallara F312			213.018	10	212.598	5	212.181	11	211.765	6	211.765	16	212.265
14	22	BVM Racing	ITA	Daniil Pronenko	RUS			Dallara F312			212.598	5	212.598	16	211.765	15	211.350	4	211.350	10	211.932
15	1	Campos Racing	ESP	Raoul Hyman	ZAF			Dallara F312			211.765	7	210.117	5	210.117	8	210.117	9	210.117	16	210.446
16	20	Fortec Motorsports	GBR	Petru Florescu	ROU	R	8º	Dallara F312			187.500	1									187.500
17	17	Carlin Motorsport	GBR	Devlin De Francesco	CAN	R	9º	Dallara F312			176.183	1									176.183

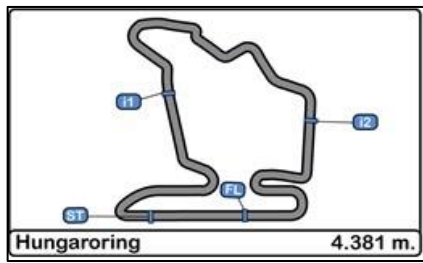


Hungaroring Euroformula Open RACE - 2

Fastest Lap Sequence

02/07/2017

Time of Day	Session Time	Nº	Entrant	Nat.	Driver	Nat.	Cat.	Chassis	Team	Time	Km/h	Lap
13:15'12.754	2'00.056	10	RP Motorsport	ITA	Harrison Scott	GBR		Dallara F312	RP Motorsport	2'00.056	131.369	1
13:20'19.781	3'24.518	43	RACE	ESP	Pedro Cardoso	BRA		Dallara F312	Teo Martin Motorsport	1'45.983	148.813	3
13:21'49.599	4'54.448	10	RP Motorsport	ITA	Harrison Scott	GBR		Dallara F312	RP Motorsport	1'38.448	160.202	4
13:23'28.157	6'32.867	10	RP Motorsport	ITA	Harrison Scott	GBR		Dallara F312	RP Motorsport	1'38.419	160.250	5
13:23'28.819	6'33.536	16	Drivex School	ESP	Nikita Troitskiy	RUS	R	Dallara F312	Drivex School	1'38.154	160.682	5
13:25'06.007	8'10.738	10	RP Motorsport	ITA	Harrison Scott	GBR		Dallara F312	RP Motorsport	1'37.871	161.147	6
13:26'43.490	9'48.327	10	RP Motorsport	ITA	Harrison Scott	GBR		Dallara F312	RP Motorsport	1'37.589	161.612	7
13:28'21.009	11'25.872	10	RP Motorsport	ITA	Harrison Scott	GBR		Dallara F312	RP Motorsport	1'37.545	161.685	8
13:28'22.218	11'26.964	16	Drivex School	ESP	Nikita Troitskiy	RUS	R	Dallara F312	Drivex School	1'37.525	161.719	8

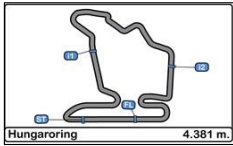


Hungaroring Euroformula Open

Event Maximum Speed

02/07/2017

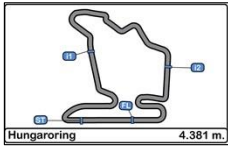
Ord.	Nº	Entrant	Nat.	Driver	Nat.	Cat.	Cla.	Chassis	Team	Km/h	Lap	Session
1	3	Campos Racing	ESP	Simo Laaksonen	FIN	R	1º	Dallara F312	Campos Racing	219.960	18	Free Practice 2
2	8	RP Motorsport	ITA	Lodovico Laurini	ITA	R	2º	Dallara F312	RP Motorsport	219.960	18	Free Practice 2
3	11	RP Motorsport	ITA	Alex Karkosik	POL	R	3º	Dallara F312	RP Motorsport	219.513	15	Free Practice 2
4	14	Carlin Motorsport	GBR	Tarun Reddy	IND	R	4º	Dallara F312	Carlin Motorsport	219.068	19	Free Practice 2
5	10	RP Motorsport	ITA	Harrison Scott	GBR			Dallara F312	RP Motorsport	219.067	15	RACE - 1
6	42	RACE	ESP	Eliseo Martinez	ESP	R	5º	Dallara F312	Teo Martin Motorsport	219.067	7	RACE - 2
7	43	RACE	ESP	Pedro Cardoso	BRA			Dallara F312	Teo Martin Motorsport	219.067	10	RACE - 1
8	18	Fortec Motorsports	GBR	Jannes Fittje	DEU	R	6º	Dallara F312	Fortec Motorsports	218.624	8	RACE - 2
9	1	Campos Racing	ESP	Raoul Hyman	ZAF			Dallara F312	Campos Racing	218.182	5	Free Practice 1
10	12	Drivex School	ESP	Christian Hahn	BRA			Dallara F312	Drivex School	217.304	16	Free Practice 2
11	16	Drivex School	ESP	Nikita Troitskiy	RUS	R	7º	Dallara F312	Drivex School	217.304	16	Free Practice 2
12	17	Carlin Motorsport	GBR	Devlin De Francesco	CAN	R	8º	Dallara F312	Carlin Motorsport	217.304	16	RACE - 1
13	22	BVM Racing	ITA	Daniil Pronenko	RUS			Dallara F312	BVM Racing	217.304	17	Free Practice 2
14	24	Carlin Motorsport	GBR	Ameya Vaidyanathan	IND			Dallara F312	Carlin Motorsport	217.304	16	Free Practice 2
15	34	Campos Racing	ESP	Matheus Iorio	BRA			Dallara F312	Campos Racing	217.304	13	Free Practice 1
16	2	Campos Racing	ESP	Thiago Vivacqua	BRA			Dallara F312	Campos Racing	216.868	12	Free Practice 2
17	20	Fortec Motorsports	GBR	Petru Florescu	ROU	R	9º	Dallara F312	Fortec Motorsports	216.433	12	Free Practice 1



Hungaroring
Euroformula Open
RACE - 2
LAP CHART

02/07/2017

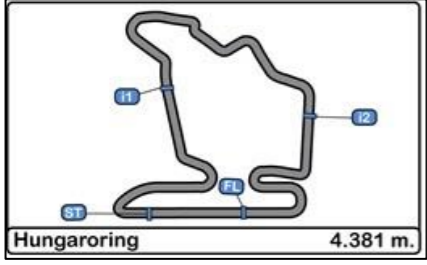
Order	Start	GAP / LT	1 ^a	GAP / LT	2 ^a	GAP / LT	3 ^a	GAP / LT	4 ^a	GAP / LT	5 ^a	GAP / LT	6 ^a	GAP / LT	7 ^a	GAP / LT	8 ^a	GAP / LT	9 ^a	GAP / LT	10 ^a	GAP / LT	11 ^a	GAP / LT
1 ^o	10	1'36.130	10	2'00.056	10	2'29.985	10	2'28.515	10	1'38.448	10	1'38.419	10	1'37.871	10	1'37.589	10	1'37.545	10	1'37.83	10	1'38.014	10	1'38.142
2 ^o	16	0'078 1'36.208	16	1.261 2'01.317	16	0.906 2'29.63	16	0.878 2'28.487	16	0.934 1'38.504	16	0.669 1'38.154	16	0.830 1'38.032	16	1.112 1'37.871	16	1.092 1'37.525	16	1.334 1'38.072	16	0.943 1'37.623	16	0.521 1'37.72
3 ^o	17	0'409 1'36.539	1	1.835 2'01.891	1	1.620 2'29.77	1	1.840 2'28.735	1	3.283 1'39.891	1	3.306 1'38.442	1	4.263 1'38.828	1	4.836 1'38.162	1	5.143 1'37.852	1	5.733 1'38.42	1	5.929 1'38.21	1	5.883 1'38.096
4 ^o	42	0'450 1'36.580	3	2.655 2'02.711	3	2.407 2'29.737	3	2.088 2'28.196	3	4.254 1'40.614	3	4.660 1'38.825	3	5.582 1'38.793	3	6.248 1'38.255	3	6.956 1'38.253	3	7.300 1'38.174	3	7.769 1'38.483	3	7.607 1'37.98
5 ^o	1	0'545 1'36.675	11	3.400 2'03.456	11	3.311 2'29.896	11	2.748 2'27.952	11	4.738 1'40.438	11	5.502 1'39.183	11	6.526 1'38.895	11	7.692 1'38.755	11	8.842 1'38.695	11	9.629 1'38.617	11	9.907 1'38.292	11	10.309 1'38.544
6 ^o	3	0'700 1'36.830	24	4.021 2'04.077	24	4.101 2'30.065	24	3.120 2'27.534	24	5.306 1'40.634	24	6.003 1'39.116	24	7.258 1'39.126	24	8.249 1'38.58	24	9.363 1'38.659	24	10.273 1'38.74	24	10.566 1'38.307	24	11.157 1'38.733
7 ^o	2	0'702 1'36.832	2	4.623 2'04.679	2	4.752 2'30.114	2	4.114 2'27.877	2	5.761 1'40.095	2	6.492 1'39.15	2	7.756 1'39.135	2	8.751 1'38.584	2	9.928 1'38.722	2	11.095 1'38.997	2	11.810 1'38.729	2	12.290 1'38.622
8 ^o	11	0'740 1'36.870	12	5.538 2'05.594	12	5.617 2'30.064	12	4.417 2'27.315	12	6.206 1'40.237	12	7.216 1'39.429	12	8.430 1'39.085	12	10.009 1'39.168	12	11.066 1'38.602	12	11.851 1'38.615	12	12.573 1'38.736	12	12.958 1'38.527
9 ^o	24	0'764 1'36.894	14	6.511 2'06.567	14	6.261 2'29.735	14	4.894 2'27.148	34	7.098 1'40.345	34	7.896 1'39.217	34	9.361 1'39.336	34	10.722 1'38.95	34	11.874 1'38.697	34	12.893 1'38.849	34	13.767 1'38.888	34	14.257 1'38.632
10 ^o	20	0'855 1'36.985	34	7.747 2'07.803	34	7.263 2'29.501	34	5.201 2'26.453	14	8.145 1'41.699	14	8.796 1'39.07	14	10.036 1'39.111	14	11.284 1'38.837	14	12.464 1'38.725	14	13.377 1'38.743	14	14.312 1'38.949	14	15.026 1'38.856
11 ^o	43	1'031 1'37.161	8	9.195 2'09.251	8	8.522 2'29.312	8	6.156 2'26.149	8	9.040 1'41.332	8	10.172 1'39.551	8	12.793 1'40.492	8	15.937 1'40.733	42	18.635 1'39.713	42	19.194 1'38.389	42	19.314 1'38.134	42	19.363 1'38.191
12 ^o	12	1'185 1'37.315	18	10.156 2'10.212	22	9.139 2'28.048	22	6.660 2'26.036	22	9.659 1'41.447	22	11.590 1'40.35	22	14.581 1'40.862	42	16.467 1'39.209	8	19.671 1'41.279	43	20.674 1'38.632	43	21.485 1'38.625	43	21.706 1'38.363
13 ^o	18	1'198 1'37.328	22	11.076 2'11.132	18	11.685 2'31.514	42	7.727 2'23.942	18	10.164 1'40.662	42	12.012 1'39.954	42	14.847 1'40.706	43	17.556 1'40.057	43	19.872 1'39.861	8	22.665 1'40.824	8	24.885 1'40.234	8	27.040 1'40.297
14 ^o	14	1'219 1'37.349	42	13.417 2'13.473	42	12.300 2'28.868	18	7.950 2'24.78	42	10.477 1'41.198	43	13.358 1'41.009	43	15.088 1'39.601	22	18.749 1'41.757	22	21.851 1'40.647	22	24.700 1'40.679	22	27.284 1'40.598	22	29.393 1'40.251
15 ^o	34	1'614 1'37.744	43	13.802 2'13.858	43	51.050 3'07.233	43	8.518 1'45.983	43	10.768 1'40.698	18	13.970 1'42.225	18	15.865 1'39.766	18	19.041 1'40.765	18	22.242 1'40.746	18	25.040 1'40.628	18	27.690 1'40.664	18	39.010 1'49.462
16 ^o	8	1'751 1'37.881																						
17 ^o	22	2'764 1'38.894																						



Hungaroring
Euroformula Open
RACE - 2
LAP CHART

02/07/2017

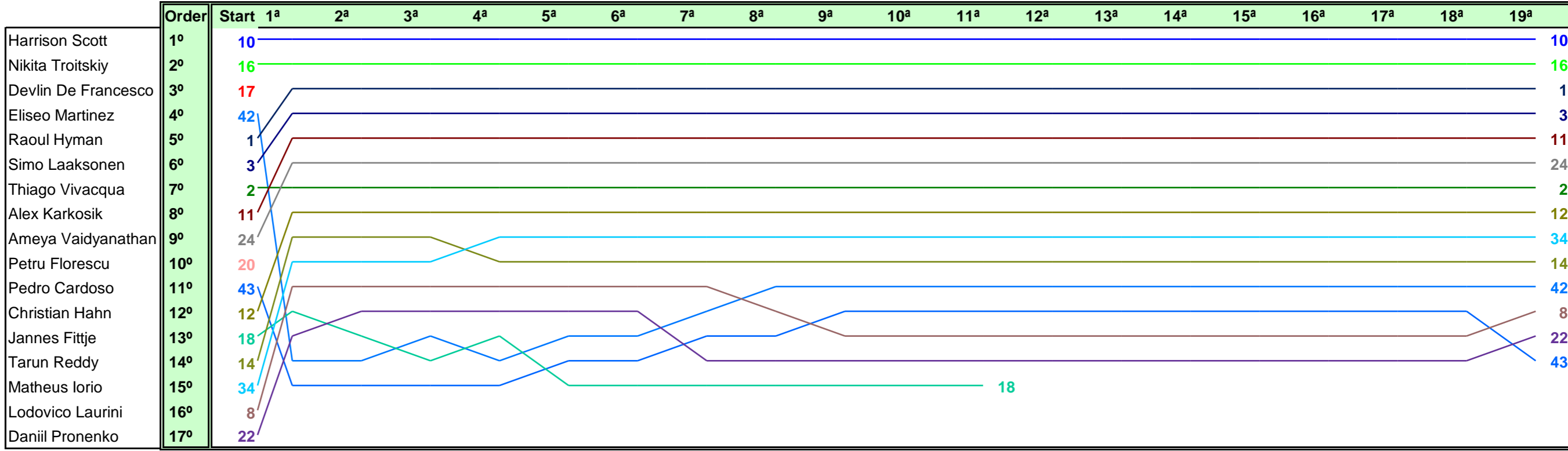
Order	12 ^a	GAP / LT	13 ^a	GAP / LT	14 ^a	GAP / LT	15 ^a	GAP / LT	16 ^a	GAP / LT	17 ^a	GAP / LT	18 ^a	GAP / LT	19 ^a	GAP / LT
1 ^o	10	1'38.128	10	1'37.838	10	1'38.545	10	1'37.887	10	1'37.527	10	1'37.578	10	1'38.355	10	1'38.46
2 ^o	16	0.479 1'38.086	16	0.821 1'38.18	16	0.783 1'38.507	16	0.723 1'37.827	16	1.091 1'37.895	16	1.577 1'38.064	16	1.320 1'38.098	16	1.139 1'38.279
3 ^o	1	5.884 1'38.129	1	6.702 1'38.656	1	6.736 1'38.579	1	7.382 1'38.533	1	7.908 1'38.053	1	8.252 1'37.922	1	7.981 1'38.084	1	9.839 1'40.318
4 ^o	3	7.749 1'38.27	3	8.340 1'38.429	3	8.190 1'38.395	3	9.087 1'38.784	3	10.471 1'38.911	3	11.386 1'38.493	3	11.695 1'38.664	3	11.761 1'38.526
5 ^o	11	10.706 1'38.525	11	11.632 1'38.764	11	11.728 1'38.641	11	12.311 1'38.47	11	12.905 1'38.721	11	13.799 1'38.472	11	14.038 1'38.594	11	14.336 1'38.758
6 ^o	24	11.516 1'38.487	24	12.372 1'38.694	24	12.415 1'38.588	24	12.943 1'38.415	24	13.706 1'38.29	24	14.577 1'38.449	24	15.009 1'38.787	24	15.097 1'38.548
7 ^o	2	12.971 1'38.809	2	14.052 1'38.919	2	14.396 1'38.889	2	15.692 1'39.183	2	16.862 1'38.697	2	17.858 1'38.574	2	18.219 1'38.716	2	18.509 1'38.75
8 ^o	12	13.567 1'38.737	12	14.629 1'38.9	12	14.937 1'38.853	12	16.451 1'39.401	12	17.485 1'38.561	12	18.736 1'38.829	12	18.983 1'38.602	12	19.144 1'38.621
9 ^o	34	15.182 1'39.053	34	16.215 1'38.871	34	16.403 1'38.733	34	17.479 1'38.963	34	18.653 1'38.701	34	19.787 1'38.712	34	20.094 1'38.662	34	20.376 1'38.742
10 ^o	14	16.034 1'39.136	14	16.739 1'38.543	14	17.265 1'39.071	14	18.397 1'39.019	14	19.314 1'38.444	14	20.283 1'38.547	14	21.064 1'39.136	14	21.476 1'38.872
11 ^o	42	19.308 1'38.073	42	20.207 1'38.737	42	19.792 1'38.13	42	20.030 1'38.125	42	20.603 1'38.1	42	21.654 1'38.629	42	22.143 1'38.844	42	22.847 1'39.164
12 ^o	43	22.124 1'38.546	43	22.979 1'38.693	43	23.440 1'39.006	43	24.175 1'38.622	43	25.401 1'38.753	43	26.776 1'38.953	43	27.008 1'38.587	8	46.223 1'41.266
13 ^o	8	29.016 1'40.104	8	31.574 1'40.396	8	34.287 1'41.258	8	36.723 1'40.323	8	39.039 1'39.843	8	41.631 1'40.17	8	43.417 1'40.141	22	46.689 1'40.832
14 ^o	22	31.984 1'40.719	22	34.242 1'40.096	22	35.805 1'40.108	22	37.669 1'39.751	22	39.976 1'39.834	22	42.485 1'40.087	22	44.317 1'40.187	43	46.760 1'58.212
15 ^o																
16 ^o																
17 ^o																

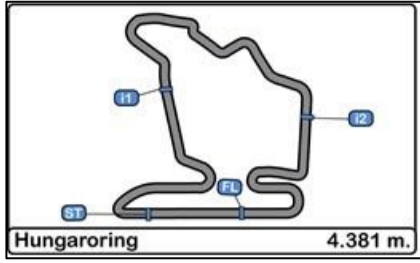


Hungaroring
Euroformula Open
RACE - 2

Graphic Lap Chart

02/07/2017





Hungaroring
Euroformula Open
RACE - 2

Weather Report

02/07/2017

Track Status DRY

