

**Circuito de Catalunya**  
**Winter Series Barcelona**  
**Free practice - 7**

**Results**

18/02/2017

Ord.	Nº Entrant	Nat.	Driver	Nat.	Cat.	Cla.	Chassis	Team	Laps	Best	Time	Gap	Interval	Km/h
1	18	GBR	Jannes Fittje	DEU	R	1º	Dallara F312	Fortec Motorsport	17	10	1'39.760			167.983
2	16	ESP	Nikita Troitckii	RUS	R	2º	Dallara F312	Drivex School	17	11	1'39.810	0"050	0"050	167.899
3	24	GBR	Ameya Vaidyanathan	IND			Dallara F312	Carlin Motorsport	20	10	1'40.129	0"369	0"319	167.364
4	1	ESP	Petru Florescu	ROU	R	3º	Dallara F312	Campos Racing	22	11	1'40.152	0"392	0"023	167.326
5	22	ITA	Daniel Pronenko	RUS			Dallara F312	BVM Racing	16	14	1'40.329	0"569	0"177	167.030
6	4	ESP	Matheus Lorio	BRA			Dallara F312	Campos Racing	22	14	1'40.605	0"845	0"276	166.572
7	43	ESP	Pedro Cardoso	BRA			Dallara F312	Teo Martin Motorsport	20	9	1'40.889	1"129	0"284	166.103
8	17	GBR	Devlin De Francesco	CAN	R	4º	Dallara F312	Carlin Motorsport	16	4	1'41.041	1"281	0"152	165.853
9	42	ESP	Eliseo Martinez Meroño	ESP	R	5º	Dallara F312	Teo Martin Motorsport	23	7	1'41.078	1"318	0"037	165.793
10	2	ESP	Marta Garcia	ESP	R	6º	Dallara F312	Campos Racing	18	8	1'41.490	1"730	0"412	165.120
11	19	GBR	Alfonso Celis, jr	MEX			Dallara F312	Fortec Motorsport	8	7	1'41.948	2"188	0"458	164.378
12	12	ESP	Christian Hahn	BRA	R	7º	Dallara F312	Drivex School	14	13	1'43.349	3"589	1"401	162.150
13	3	ESP	Thiago Vivalqua	BRA			Dallara F312	Campos Racing	4	4	2'01.420	21"660	18"071	138.017

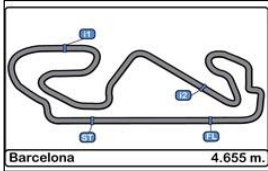
Published at:.....

Track Status **DRY**

Stewards:	Race Director:	Timekeeper: 
-----------	----------------	--







**Circuito de Catalunya**  
**Winter Series Barcelona**  
**Free practice - 7**

**LAP ANALYSIS**

18/02/2017

Number	1			2			3			4			12		
	Lap Time	Partial	Speed	Lap Time	Partial	Speed	Lap Time	Partial	Speed	Lap Time	Partial	Speed	Lap Time	Partial	Speed
22 <sup>a</sup> - 1															
22 <sup>a</sup> - 2															
22 <sup>a</sup> - 3															

Ideal Lap	
0'29.421	0'29.421
1'06.910	0'37.489
1'39.843	0'32.933

Ideal Lap	
0'29.641	0'29.641
1'07.915	0'38.274
1'41.240	0'33.325

Ideal Lap	
0'34.538	0'34.538
1'15.544	0'41.006
1'51.130	0'35.586

Ideal Lap	
0'29.482	0'29.482
1'07.351	0'37.869
1'40.385	0'33.034

Ideal Lap	
0'30.479	0'30.479
1'09.207	0'38.728
1'42.964	0'33.757

Ideal Best Lap	
0'29.274	0'29.274
1'06.763	0'37.489
1'39.392	0'32.629

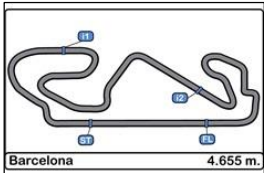


Circuito de Catalunya  
Winter Series Barcelona  
Free practice - 7

LAP ANALYSIS

18/02/2017

Number	16			17			18			19			22		
	Lap Time	Partial	Speed	Lap Time	Partial	Speed	Lap Time	Partial	Speed	Lap Time	Partial	Speed	Lap Time	Partial	Speed
1 <sup>a</sup> - 1	0'59.495	0'59.495	167.442	0'31.243	0'31.243	206.897	2'43.606	2'43.606	170.348	0'31.769	0'31.769	203.774	0'30.594	0'30.594	226.891
1 <sup>a</sup> - 2	1'38.277	0'38.782		1'10.185	0'38.942		3'23.497	0'39.891		1'10.774	0'39.005		1'09.547	0'38.953	
1 <sup>a</sup> - 3	2'11.557	0'33.280		1'56.533	0'46.348	PIT	4'07.876	0'44.379	PIT	1'44.357	0'33.583		1'43.399	0'33.852	
2 <sup>a</sup> - 1	0'29.816	0'29.816	228.330	0'56.341	0'56.341	166.925	2'24.486	2'24.486	171.157	0'30.363	0'30.363	228.330	0'30.029	0'30.029	230.770
2 <sup>a</sup> - 2	1'07.880	0'38.064		1'34.542	0'38.201		3'05.722	0'41.236		1'09.351	0'38.988		1'08.571	0'38.542	
2 <sup>a</sup> - 3	1'40.928	0'33.048		2'07.855	0'33.313		3'48.360	0'42.638	PIT	1'42.999	0'33.648		1'42.094	0'33.523	
3 <sup>a</sup> - 1	0'30.934	0'30.934	229.788	0'29.713	0'29.713	232.259	7'44.125	7'44.125	165.899	0'30.271	0'30.271	230.770	0'29.892	0'29.892	230.278
3 <sup>a</sup> - 2	1'09.254	0'38.320		1'07.699	0'37.986		8'28.505	0'44.380		1'08.690	0'38.419		1'08.194	0'38.302	
3 <sup>a</sup> - 3	1'56.764	0'47.510	PIT	1'41.041	0'33.342		9'03.133	0'34.628		1'42.044	0'33.354		1'41.409	0'33.215	
4 <sup>a</sup> - 1	9'11.436	9'11.436	170.347	0'29.712	0'29.712	233.262	0'29.789	0'29.789	229.788	0'29.982	0'29.982	231.264	22'27.405	22'27.405	173.077
4 <sup>a</sup> - 2	9'50.681	0'39.245		1'08.008	0'38.296		1'07.565	0'37.776		1'08.386	0'38.404		23'07.110	0'39.705	
4 <sup>a</sup> - 3	10'39.824	0'49.143	PIT	1'41.538	0'33.530		1'40.558	0'32.993		1'42.237	0'33.851		23'40.564	0'33.454	
5 <sup>a</sup> - 1	0'57.627	0'57.627	169.279	0'29.645	0'29.645	233.767	0'29.290	0'29.290	233.767	0'29.978	0'29.978	232.259	0'29.866	0'29.866	231.264
5 <sup>a</sup> - 2	1'35.877	0'38.250		1'07.834	0'38.189		1'06.959	0'37.669		1'08.483	0'38.505		1'08.321	0'38.455	
5 <sup>a</sup> - 3	2'08.684	0'32.807		1'41.326	0'33.492		1'39.890	0'32.931		1'42.082	0'33.599		1'41.829	0'33.508	
6 <sup>a</sup> - 1	0'29.597	0'29.597	231.760	0'32.470	0'32.470	233.262	0'29.342	0'29.342	234.274	0'29.911	0'29.911	231.760	0'29.815	0'29.815	231.264
6 <sup>a</sup> - 2	1'07.438	0'37.841		1'15.049	0'42.579		1'06.985	0'37.643		1'08.476	0'38.565		1'08.154	0'38.339	
6 <sup>a</sup> - 3	1'40.067	0'32.629		2'00.561	0'45.512	PIT	1'40.128	0'33.143		1'41.948	0'33.472		1'41.405	0'33.251	
7 <sup>a</sup> - 1	0'29.525	0'29.525	231.760	6'36.229	6'36.229	169.015	0'29.930	0'29.930	236.843	0'29.817	0'29.817	232.259	0'29.696	0'29.696	231.264
7 <sup>a</sup> - 2	1'07.192	0'37.667		7'14.698	0'38.469		1'15.426	0'45.496		1'08.125	0'38.308		1'07.825	0'38.129	
7 <sup>a</sup> - 3	1'40.015	0'32.823		7'48.117	0'33.419		1'49.255	0'33.829		1'52.713	0'44.588	PIT	1'40.949	0'33.124	
8 <sup>a</sup> - 1	0'29.422	0'29.422	232.759	0'29.811	0'29.811	231.264	0'29.344	0'29.344	232.759				0'29.628	0'29.628	231.760
8 <sup>a</sup> - 2	1'07.132	0'37.710		1'07.978	0'38.167		1'07.140	0'37.796					1'07.967	0'38.339	
8 <sup>a</sup> - 3	1'39.851	0'32.719		1'41.406	0'33.428		1'40.009	0'32.869					1'41.096	0'33.129	
9 <sup>a</sup> - 1	0'29.459	0'29.459	232.759	0'29.595	0'29.595	232.759	0'29.274	0'29.274	233.262				0'30.620	0'30.620	231.264
9 <sup>a</sup> - 2	1'07.039	0'37.580		1'07.652	0'38.057		1'07.041	0'37.767					1'10.373	0'39.753	
9 <sup>a</sup> - 3	1'39.911	0'32.872		1'41.114	0'33.462		1'39.760	0'32.719					1'54.521	0'44.148	PIT
10 <sup>a</sup> - 1	0'29.464	0'29.464	232.259	0'29.635	0'29.635	233.767	0'29.274	0'29.274	232.258				3'44.962	3'44.962	156.522
10 <sup>a</sup> - 2	1'07.115	0'37.651		1'08.106	0'38.471		1'08.231	0'38.957					4'25.316	0'40.354	
10 <sup>a</sup> - 3	1'39.810	0'32.695		1'41.508	0'33.402		1'41.037	0'32.806					4'59.194	0'33.878	
11 <sup>a</sup> - 1	0'29.396	0'29.396	233.262	0'29.576	0'29.576	233.262	0'29.328	0'29.328	232.759				0'30.103	0'30.103	226.416
11 <sup>a</sup> - 2	1'07.058	0'37.662		1'07.827	0'38.251		1'07.111	0'37.783					1'08.439	0'38.336	
11 <sup>a</sup> - 3	1'39.915	0'32.857		1'41.316	0'33.489		1'40.151	0'33.040					1'42.054	0'33.615	
12 <sup>a</sup> - 1	0'29.427	0'29.427	232.759	0'29.592	0'29.592	233.767	0'29.340	0'29.340	233.262				0'29.798	0'29.798	227.849
12 <sup>a</sup> - 2	1'07.205	0'37.778		1'07.732	0'38.140		1'07.515	0'38.175					1'07.697	0'37.899	
12 <sup>a</sup> - 3	1'40.089	0'32.884		1'41.280	0'33.548		1'40.641	0'33.126					1'40.605	0'32.908	
13 <sup>a</sup> - 1	0'29.721	0'29.721	233.262	0'29.591	0'29.591	233.262	0'29.440	0'29.440	231.760				0'29.723	0'29.723	228.814
13 <sup>a</sup> - 2	1'07.520	0'37.799		1'07.729	0'38.138		1'08.382	0'38.942					1'07.419	0'37.696	
13 <sup>a</sup> - 3	1'40.491	0'32.971		1'41.239	0'33.510		1'41.305	0'32.923					1'40.329	0'32.910	
14 <sup>a</sup> - 1	0'29.417	0'29.417	233.262	0'29.646	0'29.646	233.767	0'29.345	0'29.345	232.759				0'29.661	0'29.661	229.788
14 <sup>a</sup> - 2	1'07.256	0'37.839		1'07.893	0'38.247		1'07.304	0'37.959					1'07.303	0'37.642	
14 <sup>a</sup> - 3	1'40.086	0'32.830		1'41.162	0'33.269		1'40.194	0'32.890					1'40.482	0'33.179	
15 <sup>a</sup> - 1	0'29.400	0'29.400	235.295	0'29.685	0'29.685	233.767	0'29.391	0'29.391	232.258				0'32.400	0'32.400	228.330
15 <sup>a</sup> - 2	1'07.311	0'37.911		1'08.763	0'39.078		1'07.297	0'37.906					1'15.401	0'43.001	
15 <sup>a</sup> - 3	1'40.742	0'33.431		1'59.239	0'50.476	PIT	1'40.373	0'33.076					2'01.919	0'46.518	PIT
16 <sup>a</sup> - 1	0'29.735	0'29.735	235.295				0'29.448	0'29.448	231.264						
16 <sup>a</sup> - 2	1'09.116	0'39.381					1'07.406	0'37.958							
16 <sup>a</sup> - 3	1'48.879	0'39.763	PIT				1'45.588	0'38.182	PIT						
17 <sup>a</sup> - 1															
17 <sup>a</sup> - 2															
17 <sup>a</sup> - 3															
18 <sup>a</sup> - 1															
18 <sup>a</sup> - 2															
18 <sup>a</sup> - 3															
19 <sup>a</sup> - 1															
19 <sup>a</sup> - 2															
19 <sup>a</sup> - 3															
20 <sup>a</sup> - 1															
20 <sup>a</sup> - 2															
20 <sup>a</sup> - 3															
21 <sup>a</sup> - 1															
21 <sup>a</sup> - 2															
21 <sup>a</sup> - 3															



**Circuito de Catalunya**  
**Winter Series Barcelona**  
**Free practice - 7**

**LAP ANALYSIS**

18/02/2017

Number	16			17			18			19			22		
Lap	Lap Time	Partial	Speed	Lap Time	Partial	Speed	Lap Time	Partial	Speed	Lap Time	Partial	Speed	Lap Time	Partial	Speed
22 <sup>a</sup> - 1															
22 <sup>a</sup> - 2															
22 <sup>a</sup> - 3															

Ideal Lap	
0'29.396	0'29.396
1'06.976	0'37.580
1'39.605	0'32.629

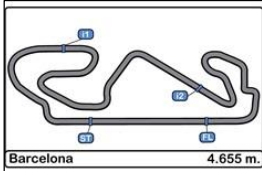
Ideal Lap	
0'29.576	0'29.576
1'07.562	0'37.986
1'40.831	0'33.269

Ideal Lap	
0'29.274	0'29.274
1'06.917	0'37.643
1'39.636	0'32.719

Ideal Lap	
0'29.817	0'29.817
1'08.125	0'38.308
1'41.479	0'33.354

Ideal Lap	
0'29.628	0'29.628
1'07.270	0'37.642
1'40.178	0'32.908

Ideal Best Lap	
0'29.274	0'29.274
1'06.763	0'37.489
1'39.392	0'32.629

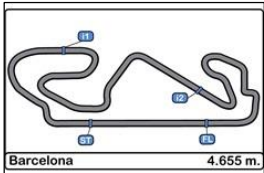


**Circuito de Catalunya**  
**Winter Series Barcelona**  
**Free practice - 7**

**LAP ANALYSIS**

18/02/2017

Number	24			42			43		
	Lap Time	Partial	Speed	Lap Time	Partial	Speed	Lap Time	Partial	Speed
1ª - 1	0'33.079	0'33.079	190.477	1'08.660	1'08.660	162.896	0'58.916	0'58.916	167.442
1ª - 2	1'12.841	0'39.762		1'51.804	0'43.144		1'37.812	0'38.896	
1ª - 3	1'55.845	0'43.004	PIT	2'41.289	0'49.485	PIT	2'18.145	0'40.333	PIT
2ª - 1	1'07.615	1'07.615	170.617	1'06.627	1'06.627	165.645	1'06.005	1'06.005	168.225
2ª - 2	1'45.990	0'38.375		1'46.802	0'40.175		1'44.709	0'38.704	
2ª - 3	2'19.354	0'33.364		2'20.996	0'34.194		2'18.033	0'33.324	
3ª - 1	0'29.689	0'29.689	233.767	0'30.827	0'30.827	229.788	0'29.801	0'29.801	231.264
3ª - 2	1'19.936	0'50.247		1'11.200	0'40.373		1'08.073	0'38.272	
3ª - 3	2'03.435	0'43.499	PIT	1'56.180	0'44.980	PIT	1'41.279	0'33.206	
4ª - 1	1'35.639	1'35.639	176.471	11'25.851	11'25.851	163.637	0'29.756	0'29.756	233.262
4ª - 2	2'14.575	0'38.936		12'05.524	0'39.673		1'07.913	0'38.157	
4ª - 3	2'56.884	0'42.309	PIT	12'39.657	0'34.133		1'48.216	0'40.303	PIT
5ª - 1	7'33.933	7'33.933	172.801	0'30.011	0'30.011	229.300	7'59.842	7'59.842	167.702
5ª - 2	8'12.512	0'38.579		1'08.495	0'38.484		8'38.695	0'38.853	
5ª - 3	8'45.698	0'33.186		1'41.794	0'33.299		9'12.115	0'33.420	
6ª - 1	0'29.851	0'29.851	232.259	0'29.694	0'29.694	230.278	0'29.981	0'29.981	229.788
6ª - 2	1'07.813	0'37.962		1'07.879	0'38.185		1'08.190	0'38.209	
6ª - 3	1'40.932	0'33.119		1'41.078	0'33.199		1'41.499	0'33.309	
7ª - 1	0'29.570	0'29.570	233.262	0'29.789	0'29.789	231.264	0'29.737	0'29.737	231.760
7ª - 2	1'07.675	0'38.105		1'07.963	0'38.174		1'07.841	0'38.104	
7ª - 3	1'40.864	0'33.189		1'41.214	0'33.251		1'41.201	0'33.360	
8ª - 1	0'29.494	0'29.494	234.783	0'29.743	0'29.743	231.760	0'29.664	0'29.664	232.759
8ª - 2	1'07.306	0'37.812		1'08.106	0'38.363		1'07.727	0'38.063	
8ª - 3	1'40.312	0'33.006		1'41.301	0'33.195		1'40.889	0'33.162	
9ª - 1	0'29.523	0'29.523	234.274	0'29.746	0'29.746	231.264	0'29.660	0'29.660	232.259
9ª - 2	1'07.288	0'37.765		1'07.960	0'38.214		1'07.867	0'38.207	
9ª - 3	1'40.129	0'32.841		1'41.262	0'33.302		1'41.202	0'33.335	
10ª - 1	0'29.526	0'29.526	234.274	0'29.743	0'29.743	232.259	0'29.560	0'29.560	232.759
10ª - 2	1'07.221	0'37.695		1'07.954	0'38.211		1'07.724	0'38.164	
10ª - 3	1'40.188	0'32.967		1'41.238	0'33.284		1'41.172	0'33.448	
11ª - 1	0'29.408	0'29.408	234.783	0'29.733	0'29.733	232.259	0'29.647	0'29.647	233.262
11ª - 2	1'07.300	0'37.892		1'08.263	0'38.530		1'07.812	0'38.165	
11ª - 3	1'40.461	0'33.161		1'41.707	0'33.444		1'41.004	0'33.192	
12ª - 1	0'29.550	0'29.550	235.295	0'29.778	0'29.778	231.760	0'29.568	0'29.568	232.259
12ª - 2	1'07.694	0'38.144		1'08.284	0'38.506		1'07.745	0'38.177	
12ª - 3	1'40.686	0'32.992		1'41.580	0'33.296		1'41.039	0'33.294	
13ª - 1	0'29.447	0'29.447	234.274	0'29.710	0'29.710	231.264	0'29.677	0'29.677	233.767
13ª - 2	1'07.472	0'38.025		1'08.094	0'38.384		1'07.738	0'38.061	
13ª - 3	1'40.778	0'33.306		1'41.368	0'33.274		1'41.126	0'33.388	
14ª - 1	0'29.497	0'29.497	234.783	0'29.741	0'29.741	230.770	0'29.738	0'29.738	232.759
14ª - 2	1'07.537	0'38.040		1'07.998	0'38.257		1'07.956	0'38.218	
14ª - 3	1'40.629	0'33.092		1'41.271	0'33.273		1'41.225	0'33.269	
15ª - 1	0'29.492	0'29.492	235.295	0'29.721	0'29.721	231.264	0'29.582	0'29.582	232.259
15ª - 2	1'07.821	0'38.329		1'07.945	0'38.224		1'07.761	0'38.179	
15ª - 3	1'41.024	0'33.203		1'41.141	0'33.196		1'41.261	0'33.500	
16ª - 1	0'29.435	0'29.435	234.783	0'29.686	0'29.686	231.760	0'29.760	0'29.760	232.258
16ª - 2	1'07.484	0'38.049		1'07.986	0'38.300		1'07.995	0'38.235	
16ª - 3	1'40.395	0'32.911		1'41.390	0'33.404		1'41.308	0'33.313	
17ª - 1	0'29.418	0'29.418	234.274	0'29.742	0'29.742	230.278	0'29.641	0'29.641	232.259
17ª - 2	1'07.595	0'38.177		1'08.093	0'38.351		1'08.095	0'38.454	
17ª - 3	1'40.679	0'33.084		1'41.416	0'33.323		1'41.611	0'33.516	
18ª - 1	0'29.496	0'29.496	234.274	0'29.741	0'29.741	230.770	0'29.748	0'29.748	232.258
18ª - 2	1'07.406	0'37.910		1'07.973	0'38.232		1'08.089	0'38.341	
18ª - 3	1'40.385	0'32.979		1'41.441	0'33.468		1'41.477	0'33.388	
19ª - 1	0'30.342	0'30.342	232.759	0'29.770	0'29.770	231.760	0'29.891	0'29.891	231.760
19ª - 2	1'08.692	0'38.350		1'08.135	0'38.365		1'08.560	0'38.669	
19ª - 3	1'49.915	0'41.223	PIT	1'41.529	0'33.394		1'48.138	0'39.578	PIT
20ª - 1				0'29.749	0'29.749	231.760			
20ª - 2				1'08.327	0'38.578				
20ª - 3				1'41.915	0'33.588				
21ª - 1				0'29.775	0'29.775	230.278			
21ª - 2				1'08.066	0'38.291				
21ª - 3				1'41.541	0'33.475				



**Circuito de Catalunya**  
**Winter Series Barcelona**  
**Free practice - 7**

**LAP ANALYSIS**

18/02/2017

Number	24			42			43		
Lap	Lap Time	Partial	Speed	Lap Time	Partial	Speed	Lap Time	Partial	Speed
22 <sup>a</sup> - 1				0'32.004	0'32.004	223.141			
22 <sup>a</sup> - 2				1'12.835	0'40.831				
22 <sup>a</sup> - 3				1'57.227	0'44.392	PIT			

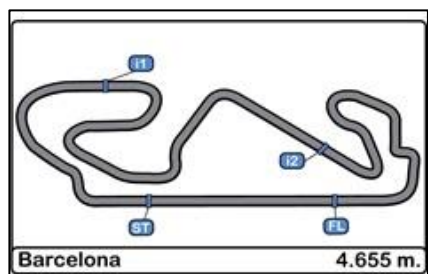
Ideal Lap	
0'29.408	0'29.408
1'07.103	0'37.695
1'39.944	0'32.841

Ideal Lap	
0'29.686	0'29.686
1'07.860	0'38.174
1'41.055	0'33.195

Ideal Lap	
0'29.560	0'29.560
1'07.621	0'38.061
1'40.783	0'33.162

Ideal Best Lap	
0'29.274	0'29.274
1'06.763	0'37.489
1'39.392	0'32.629





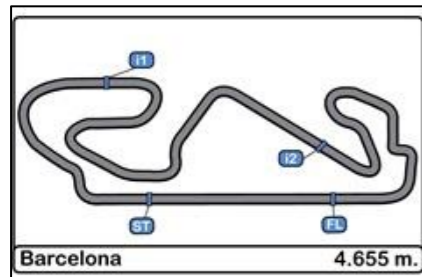
**Circuito de Catalunya**  
**Winter Series Barcelona**  
**Free practice - 7**

**Best Sectors Results**

18/02/2017

Sector - 1		Sector - 2		Sector - 3		Ideal Lap vs Best Lap					
Ord.	Nº Driver	Time	Nº Driver	Time	Nº Driver	Time	Ord.	Nº Driver	Ideal Lap	Best Lap	Ord.
1	18 Jannes Fittje	29.274	1 Petru Florescu	37.489	16 Nikita Troitckii	32.629	1	16 Nikita Troitckii	1'39.605	1'39.810	2
2	16 Nikita Troitckii	29.396	16 Nikita Troitckii	37.580	18 Jannes Fittje	32.719	2	18 Jannes Fittje	1'39.636	1'39.760	1
3	24 Ameya Vaidyanathan	29.408	22 Daniel Pronenko	37.642	24 Ameya Vaidyanathan	32.841	3	1 Petru Florescu	1'39.843	1'40.152	4
4	1 Petru Florescu	29.421	18 Jannes Fittje	37.643	22 Daniel Pronenko	32.908	4	24 Ameya Vaidyanathan	1'39.944	1'40.129	3
5	4 Matheus Lorio	29.482	24 Ameya Vaidyanathan	37.695	1 Petru Florescu	32.933	5	22 Daniel Pronenko	1'40.178	1'40.329	5
6	43 Pedro Cardoso	29.560	4 Matheus Lorio	37.869	4 Matheus Lorio	33.034	6	4 Matheus Lorio	1'40.385	1'40.605	6
7	17 Devlin De Francesco	29.576	17 Devlin De Francesco	37.986	43 Pedro Cardoso	33.162	7	43 Pedro Cardoso	1'40.783	1'40.889	7
8	22 Daniel Pronenko	29.628	43 Pedro Cardoso	38.061	42 Eliseo Martinez Meroño	33.195	8	17 Devlin De Francesco	1'40.831	1'41.041	8
9	2 Marta Garcia	29.641	42 Eliseo Martinez Meroño	38.174	17 Devlin De Francesco	33.269	9	42 Eliseo Martinez Meroño	1'41.055	1'41.078	9
10	42 Eliseo Martinez Meroño	29.686	2 Marta Garcia	38.274	2 Marta Garcia	33.325	10	2 Marta Garcia	1'41.240	1'41.490	10
11	19 Alfonso Celis, jr	29.817	19 Alfonso Celis, jr	38.308	19 Alfonso Celis, jr	33.354	11	19 Alfonso Celis, jr	1'41.479	1'41.948	11
12	12 Christian Hahn	30.479	12 Christian Hahn	38.728	12 Christian Hahn	33.757	12	12 Christian Hahn	1'42.964	1'43.349	12
13	3 Thiago Vivalqua	34.538	3 Thiago Vivalqua	41.006	3 Thiago Vivalqua	35.586	13	3 Thiago Vivalqua	1'51.130	2'01.420	13





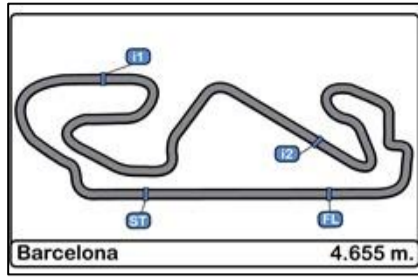
**Circuito de Catalunya**  
**Winter Series Barcelona**  
**Free practice - 7**

**Best Top Speeds**

18/02/2017

Ord.	Nº	Entrant	Nat.	Driver	Nat.	Cat.	Cla.	Chassis	Team	Top 1		Top 2		Top 3		Top 4		Top 5		Avg.	
										Km/h	Lap	Km/h	Lap	Km/h	Lap	Km/h	Lap	Km/h	Lap		
1	2	Campos Racing	ESP	Marta Garcia	ESP	R	1º	Dallara F312			236.842	16	233.261	9	233.261	13	232.759	8	232.258	17	233.676
2	18	Fortec Motorsport	GBR	Jannes Fittje	DEU	R	2º	Dallara F312			236.842	8	234.273	7	233.766	6	233.261	10	233.261	13	234.281
3	4	Campos Racing	ESP	Matheus Lorio	BRA			Dallara F312			235.808	15	234.273	14	233.766	11	233.261	13	233.261	16	234.074
4	1	Campos Racing	ESP	Petru Florescu	ROU	R	3º	Dallara F312			235.294	16	233.766	13	233.766	14	233.261	9	233.261	15	233.870
5	16	Drivex School	ESP	Nikita Troitckii	RUS	R	4º	Dallara F312			235.294	17	235.294	16	233.261	12	233.261	14	233.261	15	234.074
6	24	Carlin Motorsport	GBR	Ameya Vaidyanathan	IND			Dallara F312			235.294	13	235.294	16	234.783	15	234.783	17	234.783	9	234.987
7	17	Carlin Motorsport	GBR	Devlin De Francesco	CAN	R	5º	Dallara F312			233.766	6	233.766	16	233.766	11	233.766	13	233.766	15	233.766
8	43	RACE	ESP	Pedro Cardoso	BRA			Dallara F312			233.766	14	233.261	5	233.261	12	232.759	9	232.759	15	233.161
9	19	Fortec Motorsport	GBR	Alfonso Celis, jr	MEX			Dallara F312			232.258	6	232.258	8	231.760	7	231.263	5	230.769	4	231.662
10	42	RACE	ESP	Eliseo Martinez Meroño	ESP	R	6º	Dallara F312			232.258	11	232.258	12	231.760	9	231.760	13	231.760	17	231.959
11	22	BVM Racing	ITA	Daniel Pronenko	RUS			Dallara F312			231.760	9	231.263	5	231.263	6	231.263	7	231.263	8	231.363
12	12	Drivex School	ESP	Christian Hahn	BRA	R	7º	Dallara F312			228.330	6	225.000	7	224.532	11	223.603	14	222.222	13	224.737
13	3	Campos Racing	ESP	Thiago Vivalqua	BRA			Dallara F312			186.207	2	183.673	4	163.389	3	133.333	1			166.651



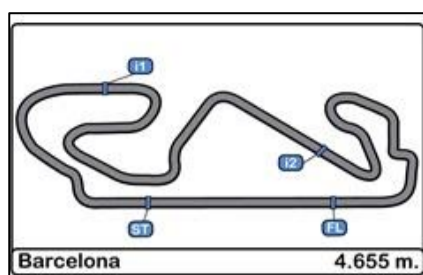


**Circuito de Catalunya  
Winter Series Barcelona  
Free practice - 7**

**Fastest Lap Sequence**

18/02/2017

<u>Time of Day</u>	<u>Session Time</u>	<u>Nº</u>	<u>Entrant</u>	<u>Nat.</u>	<u>Driver</u>	<u>Nat.</u>	<u>Cat.</u>	<u>Chassis</u>	<u>Team</u>	<u>Time</u>	<u>Km/h</u>	<u>Lap</u>
13:28'54.181	3'36.048	19	Fortec Motorsport	GBR	Alfonso Celis, jr	MEX		Dallara F312	Fortec Motorsport	1'44.357	160.583	2
13:30'37.169	5'19.047	19	Fortec Motorsport	GBR	Alfonso Celis, jr	MEX		Dallara F312	Fortec Motorsport	1'42.999	162.701	3
13:32'19.209	7'01.091	19	Fortec Motorsport	GBR	Alfonso Celis, jr	MEX		Dallara F312	Fortec Motorsport	1'42.044	164.223	4
13:35'07.108	9'48.990	17	Carlin Motorsport	GBR	Devlin De Francesco	CAN	R	Dallara F312	Carlin Motorsport	1'41.041	165.853	4
13:38'07.654	12'49.535	16	Drivex School	ESP	Nikita Troitckii	RUS	R	Dallara F312	Drivex School	1'40.928	166.039	3
13:50'19.184	25'01.060	18	Fortec Motorsport	GBR	Jannes Fittje	DEU	R	Dallara F312	Fortec Motorsport	1'40.558	166.650	5
13:51'59.127	26'40.950	18	Fortec Motorsport	GBR	Jannes Fittje	DEU	R	Dallara F312	Fortec Motorsport	1'39.890	167.765	6
13:57'52.903	32'34.740	16	Drivex School	ESP	Nikita Troitckii	RUS	R	Dallara F312	Drivex School	1'39.851	167.830	9
13:58'48.279	33'30.102	18	Fortec Motorsport	GBR	Jannes Fittje	DEU	R	Dallara F312	Fortec Motorsport	1'39.760	167.983	10

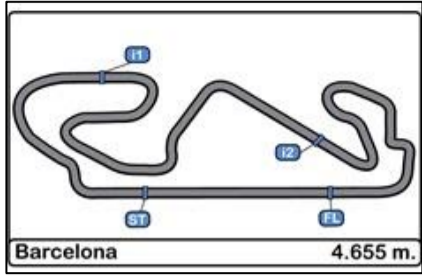


## Circuito de Catalunya Winter Series Barcelona

### Event Maximum Speed

18/02/2017

Ord.	Nº	Entrant	Nat.	Driver	Nat.	Cat.	Cla.	Chassis	Team	Km/h	Lap	Session
1	1	Campos Racing	ESP	Petru Florescu	ROU	R	1º	Dallara F312	Campos Racing	238.411	16	Free practice - 6
2	2	Campos Racing	ESP	Marta Garcia	ESP	R	2º	Dallara F312	Campos Racing	236.843	16	Free practice - 7
3	4	Campos Racing	ESP	Matheus Lorio	BRA			Dallara F312	Campos Racing	236.843	21	Free practice - 6
4	18	Fortec Motorsport	GBR	Jannes Fittje	DEU	R	3º	Dallara F312	Fortec Motorsport	236.843	8	Free practice - 7
5	12	Drivex School	ESP	Christian Hahn	BRA	R	4º	Dallara F312	Drivex School	236.324	7	Free practice - 6
6	19	Fortec Motorsport	GBR	Alfonso Celis, jr	MEX			Dallara F312	Fortec Motorsport	236.324	14	Free practice - 6
7	43	RACE	ESP	Pedro Cardoso	BRA			Dallara F312	Teo Martin Motorsport	236.324	17	Free practice - 5
8	24	Carlin Motorsport	GBR	Ameya Vaidyanathan	IND			Dallara F312	Carlin Motorsport	235.808	20	Free practice - 6
9	3	Campos Racing	ESP	Thiago Vivalqua	BRA			Dallara F312	Campos Racing	235.295	19	Free practice - 5
10	16	Drivex School	ESP	Nikita Troitckii	RUS	R	5º	Dallara F312	Drivex School	235.295	17	Free practice - 7
11	42	RACE	ESP	Eliseo Martinez Meroño	ESP	R	6º	Dallara F312	Teo Martin Motorsport	235.295	11	Free practice - 5
12	17	Carlin Motorsport	GBR	Devlin De Francesco	CAN	R	7º	Dallara F312	Carlin Motorsport	234.783	6	Free practice - 5
13	22	BVM Racing	ITA	Daniel Pronenko	RUS			Dallara F312	BVM Racing	232.258	9	Free practice - 6

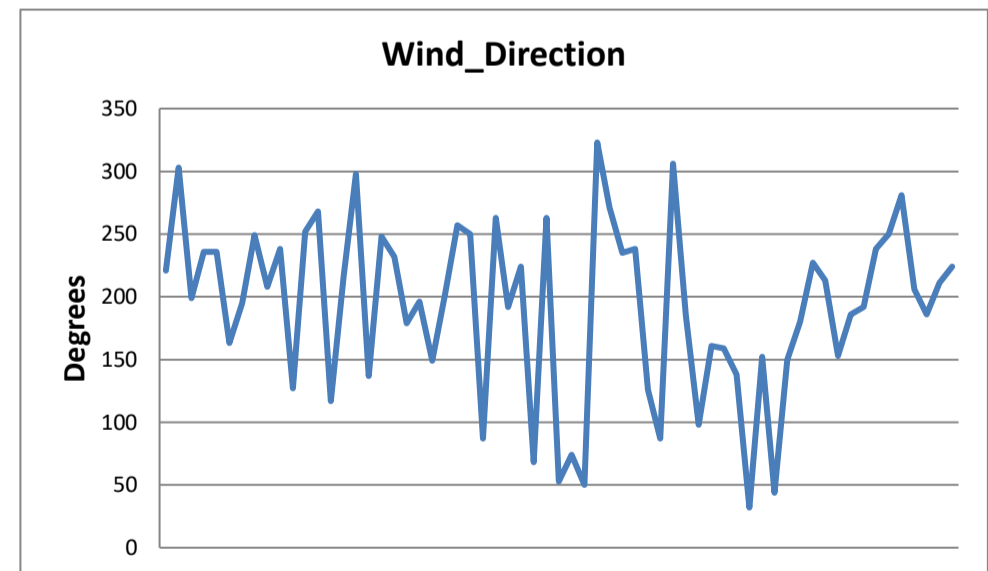
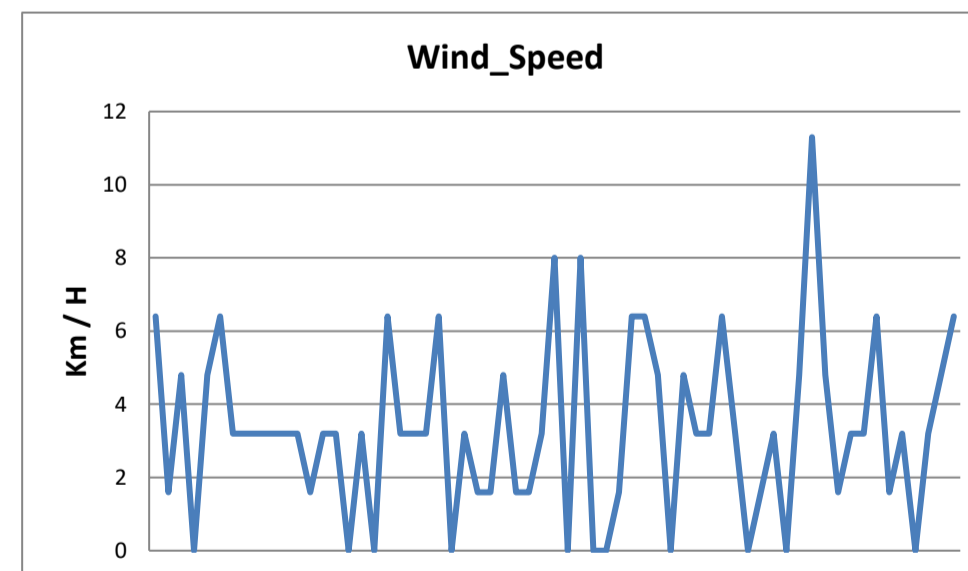
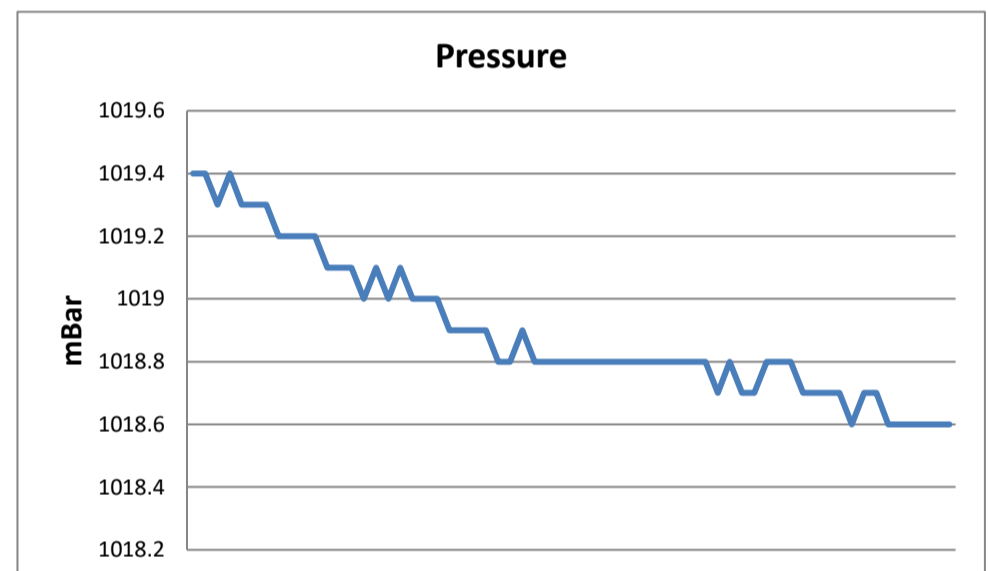
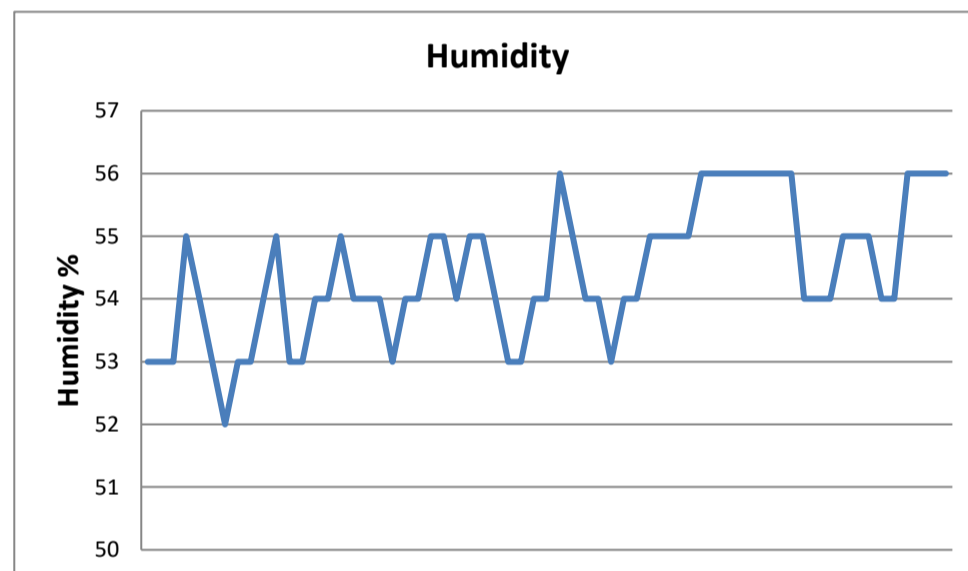
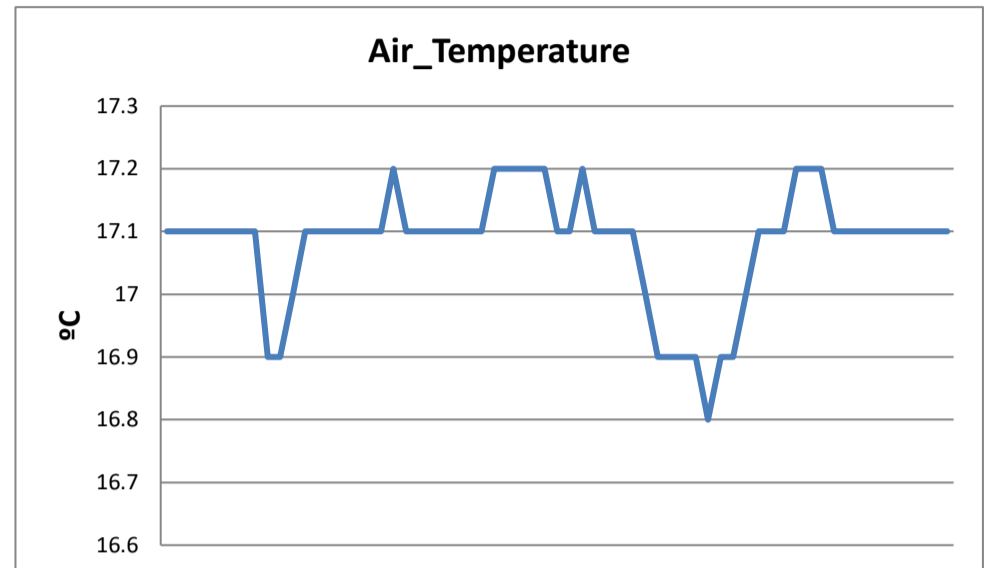
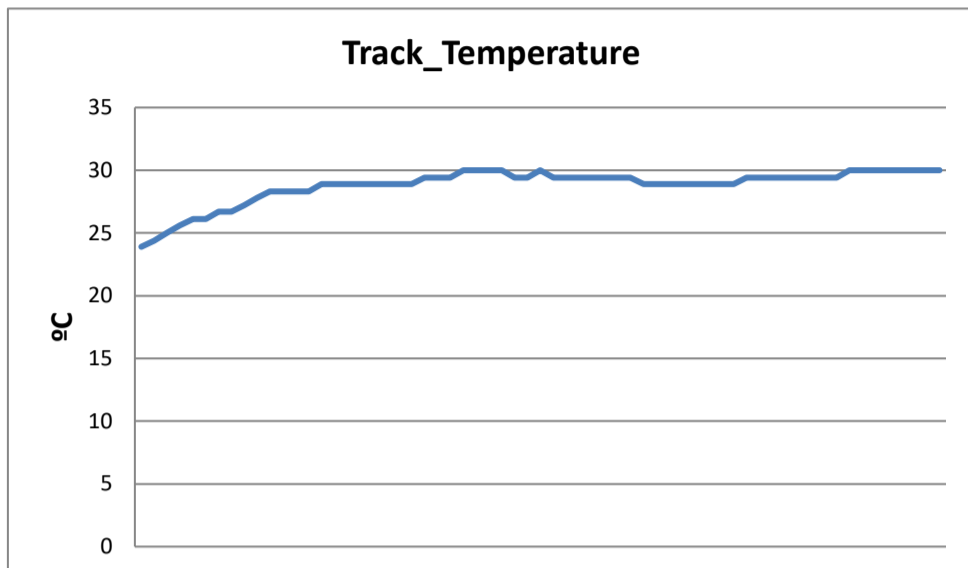


**Circuito de Catalunya**  
**Winter Series Barcelona**  
**Free practice - 7**

**WEATHER REPORT**

18/02/2017

**Track Status** DRY





**Circuito de Catalunya  
Winter Series Barcelona**

**PRIVATE TESTS 5 - 7 RESULTS**

18/02/2017

Ord.	Nº	Entrant	Nat.	Driver	Nat.	Cat.	Cla.	Chassis	Team	Laps	Laps1	BL1	Time-1	Laps2	BL2	Time-2	Laps	BL3	Time-3	Best	Km/h
1	18	Fortec Motorsport	GBR	Jannes Fittje	DEU	R	1º	Dallara F312	Fortec Motorsport	54	24	23	1'38.550	13	4	1'39.777	17	10	1'39.760	<b>1'38.550</b>	170.046
2	1	Campos Racing	ESP	Petru Florescu	ROU	R	2º	Dallara F312	Campos Racing	61	20	18	1'38.604	19	18	1'38.789	22	11	1'40.152	<b>1'38.604</b>	169.953
3	16	Drivex School	ESP	Nikita Troitckii	RUS	R	3º	Dallara F312	Drivex School	56	18	16	1'38.642	21	12	1'39.720	17	11	1'39.810	<b>1'38.642</b>	169.887
4	24	Carlin Motorsport	GBR	Ameya Vaidyanathan	IND			Dallara F312	Carlin Motorsport	65	22	20	1'38.686	23	21	1'39.614	20	10	1'40.129	<b>1'38.686</b>	169.811
5	3	Campos Racing	ESP	Thiago Vivalqua	BRA			Dallara F312	Campos Racing	36	19	18	1'38.705	13	10	1'39.902	4	4	2'01.420	<b>1'38.705</b>	169.779
6	4	Campos Racing	ESP	Matheus Lorio	BRA			Dallara F312	Campos Racing	66	23	22	1'38.729	21	20	1'39.773	22	14	1'40.605	<b>1'38.729</b>	169.737
7	17	Carlin Motorsport	GBR	Devlin De Francesco	CAN	R	4º	Dallara F312	Carlin Motorsport	56	22	20	1'39.051	18	16	1'40.004	16	4	1'41.041	<b>1'39.051</b>	169.186
8	43	RACE	ESP	Pedro Cardoso	BRA			Dallara F312	Teo Martin Motorsport	55	20	18	1'39.063	15	12	1'39.301	20	9	1'40.889	<b>1'39.063</b>	169.165
9	42	RACE	ESP	Eliseo Martinez Meroño	ESP	R	5º	Dallara F312	Teo Martin Motorsport	58	20	18	1'39.083	15	13	1'39.163	23	7	1'41.078	<b>1'39.083</b>	169.131
10	12	Drivex School	ESP	Christian Hahn	BRA	R	6º	Dallara F312	Drivex School	49	16	11	1'39.432	19	11	1'39.110	14	13	1'43.349	<b>1'39.110</b>	169.085
11	19	Fortec Motorsport	GBR	Alfonso Celis, jr	MEX			Dallara F312	Fortec Motorsport	41	18	12	1'39.473	15	12	1'39.268	8	7	1'41.948	<b>1'39.268</b>	168.816
12	2	Campos Racing	ESP	Marta Garcia	ESP	R	7º	Dallara F312	Campos Racing	61	22	20	1'40.004	21	20	1'39.809	18	8	1'41.490	<b>1'39.809</b>	167.901
13	22	BVM Racing	ITA	Daniel Pronenko	RUS			Dallara F312	BVM Racing	45	12	7	1'41.148	17	8	1'40.456	16	14	1'40.329	<b>1'40.329</b>	167.030

Published at:.....

<b>Stewards:</b>	<b>Race Director:</b>	<b>Timekeeper:</b> 
------------------	-----------------------	---

