

Circuito de Jerez
Winter Series Jerez
Free practice 2nd. Hour

Results

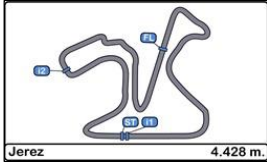
21/03/2017

Ord.	Nº Entrant	Nat.	Driver	Nat.	Cat.	Cla.	Chassis	Team	Laps	Best	Time	Gap	Interval	Km/h
1	17	GBR	Devlin De Francesco	CAN	R	1º	Dallara F312	Carlin Motorsport	33	31	1'35.394			167.105
2	24	GBR	Ameya Vaidyanathan	IND			Dallara F312	Carlin Motorsport	35	33	1'35.465	0"071	0"071	166.981
3	3	ESP	Thiago Vivacqua	BRA			Dallara F312	Campos Racing	30	29	1'36.050	0"656	0"585	165.964
4	1	ESP	Petru Florescu	ROU	R	2º	Dallara F312	Campos Racing	24	20	1'36.082	0"688	0"032	165.908
5	16	ESP	Nikita Troitckii	RUS	R	3º	Dallara F312	Drivex School	28	28	1'36.136	0"742	0"054	165.815
6	4	ESP	Matheus Lorio	BRA			Dallara F312	Campos Racing	29	27	1'36.760	1"366	0"624	164.746
7	18	GBR	Jannes Fittje	DEU	R	4º	Dallara F312	Fortec Motorsport	22	20	1'37.216	1"822	0"456	163.973
8	21	GBR	Yan Sholm	RUS	R	5º	Dallara F312	Fortec Motorsport	23	20	1'37.536	2"142	0"320	163.435
9	2	ESP	Alex Karkosik	POL			Dallara F312	Campos Racing	29	25	1'37.954	2"560	0"418	162.738
10	22	ITA	Daniel Pronenko	RUS			Dallara F312	BVM Racing	18	18	1'39.067	3"673	1"113	160.909
11	43	ESP	Pedro Cardoso	BRA			Dallara F312	Teo Martin Motorsport	20	18	1'39.194	3"800	0"127	160.703
12	42	ESP	Eliseo Martinez Meroño	ESP	R	6º	Dallara F312	Teo Martin Motorsport	25	20	1'39.449	4"055	0"255	160.291
13	8	ITA	Lodovico Laurini	ITA	R	7º	Dallara F312	RP Motorsport	29	29	1'39.472	4"078	0"023	160.254
14	12	ESP	Christian Hahn	BRA	R	8º	Dallara F312	Drivex School	24	20	1'39.668	4"274	0"196	159.939
15	44	ESP	Javier Cobián	ESP	R	9º	Dallara F312	Teo Martin Motorsport	23	19	1'40.484	5"090	0"816	158.640
16	7	ITA	Thomas Randle	AUS			Dallara F312	RP Motorsport	5	5	1'45.652	10"258	5"168	150.880

Published at:.....

Track Status **DRY**

Stewards:	Race Director:	Timekeeper: 
-----------	----------------	--



Circuito de Jerez
Winter Series Jerez
Free practice 2nd. Hour

LAP ANALYSIS

21/03/2017

Number	1			2			3			4			7		
Lap	Lap Time	Partial	Speed	Lap Time	Partial	Speed	Lap Time	Partial	Speed	Lap Time	Partial	Speed	Lap Time	Partial	Speed
22 ^a - 1	0'38.829	0'38.829	219.960	0'38.092	0'38.092	219.068	0'38.079	0'38.079	216.433	0'43.550	0'43.550	205.324			
22 ^a - 2	1'05.555	0'26.726		1'04.001	0'25.909		1'03.689	0'25.610		1'12.572	0'29.022				
22 ^a - 3	21'39.703	20'34.148	PIT	1'38.767	0'34.766		1'37.789	0'34.100		12'45.760	11'33.188	PIT			
23 ^a - 1	0'47.042	0'47.042	198.166	0'45.291	0'45.291	180.000	0'37.920	0'37.920	218.182	0'55.684	0'55.684	164.886			
23 ^a - 2	1'16.007	0'28.965		1'18.842	0'33.551		1'03.357	0'25.437		1'30.340	0'34.656				
23 ^a - 3	1'52.330	0'36.323		1'54.635	0'35.793		1'37.388	0'34.031		2'10.003	0'39.663				
24 ^a - 1	0'38.311	0'38.311	217.304	0'38.115	0'38.115	219.513	0'37.770	0'37.770	218.624	0'45.087	0'45.087	148.966			
24 ^a - 2	1'04.234	0'25.923		1'03.768	0'25.653		1'03.185	0'25.415		1'16.254	0'31.167				
24 ^a - 3	1'42.363	0'38.129		1'37.954	0'34.186		9'13.393	8'10.208	PIT	1'50.676	0'34.422				
25 ^a - 1				0'44.016	0'44.016	197.441	0'52.324	0'52.324	185.249	0'38.010	0'38.010	219.068			
25 ^a - 2				1'13.107	0'29.091		1'22.382	0'30.058		1'03.600	0'25.590				
25 ^a - 3				7'30.838	6'17.731	PIT	2'01.164	0'38.782		1'37.560	0'33.960				
26 ^a - 1				0'45.404	0'45.404	216.433	0'40.074	0'40.074	216.001	0'37.554	0'37.554	221.312			
26 ^a - 2				1'12.120	0'26.716		1'07.369	0'27.295		1'02.773	0'25.219				
26 ^a - 3				1'46.985	0'34.865		1'44.171	0'36.802		1'36.760	0'33.987				
27 ^a - 1				0'38.269	0'38.269	218.182	0'37.548	0'37.548	218.624	0'40.975	0'40.975	205.715			
27 ^a - 2				1'04.176	0'25.907		1'02.865	0'25.317		1'07.882	0'26.907				
27 ^a - 3				1'38.673	0'34.497		1'36.472	0'33.607		1'42.220	0'34.338				
28 ^a - 1				0'38.128	0'38.128	219.960	0'37.386	0'37.386	221.766	0'37.584	0'37.584	221.766			
28 ^a - 2				1'03.927	0'25.799		1'02.447	0'25.061		1'02.962	0'25.378				
28 ^a - 3				1'38.672	0'34.745		1'36.050	0'33.603		1'36.916	0'33.954				
29 ^a - 1				0'42.917	0'42.917	184.932	0'37.421	0'37.421	220.409	0'39.551	0'39.551	216.001			
29 ^a - 2				1'11.846	0'28.929		1'02.584	0'25.163		1'07.342	0'27.791				
29 ^a - 3				1'48.380	0'36.534		1'36.342	0'33.758							
30 ^a - 1							0'37.509	0'37.509	220.859						
30 ^a - 2							1'02.734	0'25.225							
30 ^a - 3															
31 ^a - 1															
31 ^a - 2															
31 ^a - 3															
32 ^a - 1															
32 ^a - 2															
32 ^a - 3															
33 ^a - 1															
33 ^a - 2															
33 ^a - 3															
34 ^a - 1															
34 ^a - 2															
34 ^a - 3															

Ideal Lap	
0'37.332	0'37.332
1'02.328	0'24.996
1'36.082	0'33.754

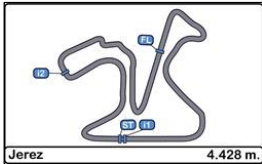
Ideal Lap	
0'38.092	0'38.092
1'03.745	0'25.653
1'37.931	0'34.186

Ideal Lap	
0'37.386	0'37.386
1'02.447	0'25.061
1'36.050	0'33.603

Ideal Lap	
0'37.554	0'37.554
1'02.773	0'25.219
1'36.727	0'33.954

Ideal Lap	
0'40.973	0'40.973
1'08.844	0'27.871
1'45.374	0'36.530

Ideal Best Lap	
0'37.101	0'37.101
1'01.891	0'24.790
1'35.217	0'33.326



Circuito de Jerez
Winter Series Jerez
Free practice 2nd. Hour

LAP ANALYSIS

21/03/2017

Number	8			12			16			17			18		
Lap	Lap Time	Partial	Speed	Lap Time	Partial	Speed	Lap Time	Partial	Speed	Lap Time	Partial	Speed	Lap Time	Partial	Speed
22 ^a - 1	0'39.036	0'39.036	212.599	0'39.579	0'39.579	214.712	0'38.008	0'38.008	216.433	0'38.017	0'38.017	220.409	0'37.865	0'37.865	216.001
22 ^a - 2	1'05.361	0'26.325		1'06.272	0'26.693		1'03.938	0'25.930		1'03.599	0'25.582		1'03.587	0'25.722	
22 ^a - 3	1'40.557	0'35.196		1'41.604	0'35.332		1'38.124	0'34.186		1'37.499	0'33.900				
23 ^a - 1	0'38.811	0'38.811	214.712	0'38.824	0'38.824	217.304	0'38.305	0'38.305	214.712	0'37.663	0'37.663	219.513			
23 ^a - 2	1'05.074	0'26.263		1'05.021	0'26.197		1'04.412	0'26.107		1'03.087	0'25.424				
23 ^a - 3	1'39.766	0'34.692		1'39.903	0'34.882		6'56.714	5'52.302	PIT	1'36.828	0'33.741				
24 ^a - 1	0'38.635	0'38.635	215.569	0'39.165	0'39.165	216.001	0'53.697	0'53.697	197.441	0'37.699	0'37.699	219.513			
24 ^a - 2	1'04.751	0'26.116		1'06.774	0'27.609		1'27.338	0'33.641		1'03.102	0'25.403				
24 ^a - 3	1'39.772	0'35.021					2'07.738	0'40.400		1'36.999	0'33.897				
25 ^a - 1	0'38.773	0'38.773	215.140				0'41.564	0'41.564	183.674	0'37.601	0'37.601	219.513			
25 ^a - 2	1'04.785	0'26.012					1'08.577	0'27.013		1'02.936	0'25.335				
25 ^a - 3	1'39.794	0'35.009					1'43.234	0'34.657		1'36.722	0'33.786				
26 ^a - 1	0'38.758	0'38.758	216.001				0'37.396	0'37.396	216.868	0'37.652	0'37.652	219.067			
26 ^a - 2	1'04.818	0'26.060					1'02.807	0'25.411		1'03.053	0'25.401				
26 ^a - 3	1'39.723	0'34.905					1'36.191	0'33.384		1'36.982	0'33.929				
27 ^a - 1	0'38.719	0'38.719	216.001				0'37.337	0'37.337	215.140	0'39.120	0'39.120	217.742			
27 ^a - 2	1'04.878	0'26.159					1'02.616	0'25.279		1'07.091	0'27.971				
27 ^a - 3	1'39.532	0'34.654					1'36.136	0'33.520		9'24.092	8'17.001	PIT			
28 ^a - 1	0'38.538	0'38.538	216.868				0'37.387	0'37.387	216.433	0'48.980	0'48.980	194.595			
28 ^a - 2	1'04.519	0'25.981								1'17.294	0'28.314				
28 ^a - 3	1'39.472	0'34.953								1'53.300	0'36.006				
29 ^a - 1	0'38.683	0'38.683	216.001							0'37.435	0'37.435	218.624			
29 ^a - 2	1'04.711	0'26.028								1'02.538	0'25.103				
29 ^a - 3										1'35.889	0'33.351				
30 ^a - 1										0'37.101	0'37.101	221.766			
30 ^a - 2										1'02.068	0'24.967				
30 ^a - 3										1'35.394	0'33.326				
31 ^a - 1										0'37.379	0'37.379	219.960			
31 ^a - 2										1'04.930	0'27.551				
31 ^a - 3										1'42.746	0'37.816				
32 ^a - 1										0'37.412	0'37.412	220.859			
32 ^a - 2										1'02.644	0'25.232				
32 ^a - 3										1'36.202	0'33.558				
33 ^a - 1										0'37.874	0'37.874	218.624			
33 ^a - 2										1'03.274	0'25.400				
33 ^a - 3															
34 ^a - 1															
34 ^a - 2															
34 ^a - 3															

Ideal Lap	
0'38.538	0'38.538
1'04.519	0'25.981
1'39.173	0'34.654

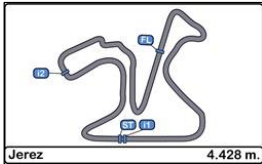
Ideal Lap	
0'38.729	0'38.729
1'04.839	0'26.110
1'39.590	0'34.751

Ideal Lap	
0'37.337	0'37.337
1'02.616	0'25.279
1'36.000	0'33.384

Ideal Lap	
0'37.101	0'37.101
1'02.068	0'24.967
1'35.394	0'33.326

Ideal Lap	
0'37.680	0'37.680
1'03.224	0'25.544
1'37.072	0'33.848

Ideal Best Lap	
0'37.101	0'37.101
1'01.891	0'24.790
1'35.217	0'33.326



Circuito de Jerez
Winter Series Jerez
Free practice 2nd. Hour

LAP ANALYSIS

21/03/2017

Number	21			22			24			42			43		
Lap	Lap Time	Partial	Speed	Lap Time	Partial	Speed	Lap Time	Partial	Speed	Lap Time	Partial	Speed	Lap Time	Partial	Speed
22 ^a - 1	0'37.803	0'37.803	219.513				0'38.116	0'38.116	218.624	0'39.097	0'39.097	215.569			
22 ^a - 2	1'03.314	0'25.511					1'04.111	0'25.995		1'05.264	0'26.167				
22 ^a - 3	1'37.793	0'34.479					5'48.806	4'44.695	PIT	57'00.856	55'55.592	PIT			
23 ^a - 1	0'39.282	0'39.282	216.433				0'53.078	0'53.078	173.355	0'52.683	0'52.683	174.758			
23 ^a - 2	1'05.357	0'26.075					1'22.251	0'29.173		1'21.882	0'29.199				
23 ^a - 3							1'59.054	0'36.803		1'59.357	0'37.475				
24 ^a - 1							0'40.111	0'40.111	191.490	0'39.801	0'39.801	211.765			
24 ^a - 2							1'06.258	0'26.147		1'05.928	0'26.127				
24 ^a - 3							1'40.607	0'34.349		1'40.909	0'34.981				
25 ^a - 1							0'37.412	0'37.412	220.409	0'38.506	0'38.506	212.599			
25 ^a - 2							1'02.558	0'25.146		1'04.444	0'25.938				
25 ^a - 3							1'36.339	0'33.781							
26 ^a - 1							0'37.484	0'37.484	220.859						
26 ^a - 2							1'02.730	0'25.246							
26 ^a - 3							1'36.577	0'33.847							
27 ^a - 1							0'42.054	0'42.054	197.081						
27 ^a - 2							1'13.775	0'31.721							
27 ^a - 3							1'49.492	0'35.717							
28 ^a - 1							0'37.679	0'37.679	220.409						
28 ^a - 2							1'02.938	0'25.259							
28 ^a - 3							1'36.865	0'33.927							
29 ^a - 1							0'37.917	0'37.917	219.067						
29 ^a - 2							1'03.666	0'25.749							
29 ^a - 3							8'24.088	7'20.422	PIT						
30 ^a - 1							0'55.605	0'55.605	169.015						
30 ^a - 2							1'25.273	0'29.668							
30 ^a - 3							2'01.723	0'36.450							
31 ^a - 1							0'38.979	0'38.979	205.324						
31 ^a - 2							1'04.883	0'25.904							
31 ^a - 3							1'39.491	0'34.608							
32 ^a - 1							0'37.256	0'37.256	220.859						
32 ^a - 2							1'02.046	0'24.790							
32 ^a - 3							1'35.465	0'33.419							
33 ^a - 1							0'37.182	0'37.182	220.409						
33 ^a - 2							1'02.090	0'24.908							
33 ^a - 3							1'35.482	0'33.392							
34 ^a - 1							0'42.064	0'42.064	197.441						
34 ^a - 2							1'10.163	0'28.099							
34 ^a - 3							1'45.536	0'35.373							

Ideal Lap	
0'37.738	0'37.738
1'03.163	0'25.425
1'37.372	0'34.209

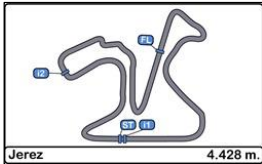
Ideal Lap	
0'38.291	0'38.291
1'03.969	0'25.678
1'38.670	0'34.701

Ideal Lap	
0'37.182	0'37.182
1'01.972	0'24.790
1'35.364	0'33.392

Ideal Lap	
0'38.506	0'38.506
1'04.377	0'25.871
1'39.239	0'34.862

Ideal Lap	
0'38.497	0'38.497
1'04.408	0'25.911
1'39.062	0'34.654

Ideal Best Lap	
0'37.101	0'37.101
1'01.891	0'24.790
1'35.217	0'33.326

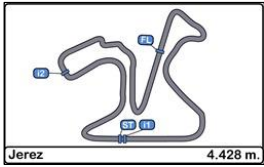


Circuito de Jerez
Winter Series Jerez
Free practice 2nd. Hour

LAP ANALYSIS

21/03/2017

Number	44		
Lap	Lap Time	Partial	Speed
1ª - 1	0'58.160	0'58.160	137.056
1ª - 2	1'34.216	0'36.056	
1ª - 3	10'16.288	8'42.072	PIT
2ª - 1	0'51.450	0'51.450	201.493
2ª - 2	1'23.572	0'32.122	
2ª - 3	2'03.326	0'39.754	
3ª - 1	0'41.625	0'41.625	208.495
3ª - 2	1'10.519	0'28.894	
3ª - 3	1'48.725	0'38.206	
4ª - 1	0'39.948	0'39.948	210.938
4ª - 2	1'07.532	0'27.584	
4ª - 3	1'43.757	0'36.225	
5ª - 1	0'39.584	0'39.584	189.142
5ª - 2	1'13.014	0'33.430	
5ª - 3	7'04.511	5'51.497	PIT
6ª - 1	0'46.359	0'46.359	201.118
6ª - 2	1'14.562	0'28.203	
6ª - 3	1'51.591	0'37.029	
7ª - 1	0'39.719	0'39.719	213.018
7ª - 2	1'06.714	0'26.995	
7ª - 3	1'42.122	0'35.408	
8ª - 1	0'38.967	0'38.967	212.599
8ª - 2	1'05.669	0'26.702	
8ª - 3	1'40.928	0'35.259	
9ª - 1	0'39.277	0'39.277	212.599
9ª - 2	1'06.035	0'26.758	
9ª - 3	1'41.268	0'35.233	
10ª - 1	0'39.073	0'39.073	214.286
10ª - 2	1'05.578	0'26.505	
10ª - 3	1'40.808	0'35.230	
11ª - 1	0'39.038	0'39.038	214.286
11ª - 2	1'05.434	0'26.396	
11ª - 3	1'40.771	0'35.337	
12ª - 1	0'39.080	0'39.080	214.712
12ª - 2	1'05.503	0'26.423	
12ª - 3	1'40.758	0'35.255	
13ª - 1	0'38.804	0'38.804	216.001
13ª - 2	1'05.365	0'26.561	
13ª - 3	10'06.783	9'01.418	PIT
14ª - 1	0'51.506	0'51.506	205.715
14ª - 2	1'19.619	0'28.113	
14ª - 3	1'55.718	0'36.099	
15ª - 1	0'39.704	0'39.704	213.439
15ª - 2	1'06.586	0'26.882	
15ª - 3	1'41.988	0'35.402	
16ª - 1	0'39.157	0'39.157	215.569
16ª - 2	1'05.513	0'26.356	
16ª - 3	1'40.839	0'35.326	
17ª - 1	0'39.233	0'39.233	214.712
17ª - 2	1'05.520	0'26.287	
17ª - 3	1'41.071	0'35.551	
18ª - 1	0'39.155	0'39.155	215.140
18ª - 2	1'05.235	0'26.080	
18ª - 3	1'40.484	0'35.249	
19ª - 1	0'38.958	0'38.958	215.569
19ª - 2	1'05.058	0'26.100	
19ª - 3	1'40.774	0'35.716	
20ª - 1	0'39.023	0'39.023	216.868
20ª - 2	1'05.181	0'26.158	
20ª - 3	1'40.572	0'35.391	
21ª - 1	0'39.473	0'39.473	212.599
21ª - 2	1'05.807	0'26.334	
21ª - 3	59'36.603	58'30.796	PIT



Circuito de Jerez
Winter Series Jerez
Free practice 2nd. Hour

LAP ANALYSIS

21/03/2017

Number	44		
Lap	Lap Time	Partial	Speed
22 ^a - 1	0'53.658	0'53.658	188.812
22 ^a - 2	1'23.139	0'29.481	
22 ^a - 3	2'04.033	0'40.894	
23 ^a - 1	0'40.627	0'40.627	206.897
23 ^a - 2	1'07.064	0'26.437	
23 ^a - 3	1'42.188	0'35.124	
24 ^a - 1			
24 ^a - 2			
24 ^a - 3			
25 ^a - 1			
25 ^a - 2			
25 ^a - 3			
26 ^a - 1			
26 ^a - 2			
26 ^a - 3			
27 ^a - 1			
27 ^a - 2			
27 ^a - 3			
28 ^a - 1			
28 ^a - 2			
28 ^a - 3			
29 ^a - 1			
29 ^a - 2			
29 ^a - 3			
30 ^a - 1			
30 ^a - 2			
30 ^a - 3			
31 ^a - 1			
31 ^a - 2			
31 ^a - 3			
32 ^a - 1			
32 ^a - 2			
32 ^a - 3			
33 ^a - 1			
33 ^a - 2			
33 ^a - 3			
34 ^a - 1			
34 ^a - 2			
34 ^a - 3			

Ideal Lap	
0'38.804	0'38.804
1'04.884	0'26.080
1'40.008	0'35.124

Ideal Best Lap	
0'37.101	0'37.101
1'01.891	0'24.790
1'35.217	0'33.326