

Circuito de Catalunya Euroformula Open Free Practice 1

Results

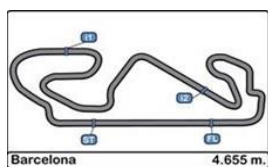
27/10/2017

Ord.	Nº	Entrant	Nat.	Driver	Nat.	Cat.	Cla.	Chassis	Team	Laps	Best	Time	Gap	Interval	Km/h
1	4	Campos Racing	ESP	Lorenzo Colombo	ITA	R	1º	Dallara F312	Campos Racing	6	5	1'39.330			168.710
2	9	RP Motorsport	ITA	Felipe Drugovich	GBR	R	2º	Dallara F312	RP Motorsport	7	3	1'40.094	0"764	0"764	167.423
3	11	RP Motorsport	ITA	Alex Karkosik	POL	R	3º	Dallara F312	RP Motorsport	12	11	1'40.283	0"953	0"189	167.107
4	24	Carlin Motorsport	GBR	Ameya Vaidyanathan	IND			Dallara F312	Carlin Motorsport	12	11	1'40.296	0"966	0"013	167.085
5	16	Drivex School	ESP	Nikita Troitskiy	RUS	R	4º	Dallara F312	Drivex School	10	9	1'40.536	1"206	0"240	166.687
6	1	Campos Racing	ESP	Cameron Das	USA			Dallara F312	Campos Racing	12	8	1'40.544	1"214	0"008	166.673
7	7	RP Motorsport	ITA	Jannes Fittje	DEU	R	5º	Dallara F312	RP Motorsport	12	11	1'40.573	1"243	0"029	166.625
8	55	BVM Racing	ITA	Joey Mawson	AUS			Dallara F312	BVM Racing	12	11	1'40.845	1"515	0"272	166.176
9	8	RP Motorsport	ITA	Lodovico Laurini	ITA	R	6º	Dallara F312	RP Motorsport	11	8	1'40.872	1"542	0"027	166.131
10	3	Campos Racing	ESP	Simo Laaksonen	FIN	R	7º	Dallara F312	Campos Racing	12	11	1'40.887	1"557	0"015	166.107
11	17	Carlin Motorsport	GBR	Devlin De Francesco	CAN	R	8º	Dallara F312	Carlin Motorsport	11	3	1'40.977	1"647	0"090	165.959
12	77	Carlin Motorsport	GBR	Guilherme Samaia	BRA			Dallara F312	Carlin Motorsport	13	12	1'41.006	1"676	0"029	165.911
13	20	Fortec Motorsports	GBR	Petru Florescu	ROU	R	9º	Dallara F312	Fortec Motorsports	11	8	1'41.057	1"727	0"051	165.827
14	43	RACE	ESP	Pedro Cardoso	BRA			Dallara F312	Teo Martin Motorsport	11	10	1'41.398	2"068	0"341	165.270
15	2	Campos Racing	ESP	Thiago Vivacqua	BRA			Dallara F312	Campos Racing	11	6	1'41.435	2"105	0"037	165.209
16	42	RACE	ESP	Eliseo Martinez	ESP	R	10º	Dallara F312	Teo Martin Motorsport	11	7	1'41.489	2"159	0"054	165.121
17	34	Campos Racing	ESP	Matheus Iorio	BRA			Dallara F312	Campos Racing	12	6	1'41.568	2"238	0"079	164.993
18	14	Drivex School	ESP	Tarun Reddy	IND	R	11º	Dallara F312	Drivex School	11	10	1'41.844	2"514	0"276	164.546
19	22	BVM Racing	ITA	Daniil Pronenko	RUS			Dallara F312	BVM Racing	9	8	1'42.240	2"910	0"396	163.908
20	12	Drivex School	ESP	Christian Hahn	BRA			Dallara F312	Drivex School	11	3	1'42.281	2"951	0"041	163.843
21	19	Fortec Motorsports	GBR	Ben Hingeley	GBR			Dallara F312	Fortec Motorsports	11	10	1'44.375	5"045	2"094	160.556

Published at:.....

Track Status **DRY**

Stewards:	Race Director:	Timekeeper: 
-----------	----------------	--



Circuit de Catalunya
Euroformula Open
Free Practice 1

Lap Analysis

27/10/2017

Number	1			2			3			4			7		
	Lap Time	Partial	Speed	Lap Time	Partial	Speed	Lap Time	Partial	Speed	Lap Time	Partial	Speed	Lap Time	Partial	Speed
1 ^a - 1	0'30.415	0'30.415	228.330	0'31.446	0'31.446	220.409	0'31.159	0'31.159	229.788	0'29.832	0'29.832	229.788	0'29.943	0'29.943	237.363
1 ^a - 2	1'09.609	0'39.194		1'12.944	0'41.498		1'11.360	0'40.201		1'07.535	0'37.703		1'10.266	0'40.323	
1 ^a - 3	1'43.385	0'33.776		1'47.841	0'34.897		1'45.644	0'34.284		1'40.049	0'32.514		1'48.330	0'38.064	
2 ^a - 1	0'29.914	0'29.914	230.770	0'30.203	0'30.203	229.788	0'30.396	0'30.396	233.262	0'29.387	0'29.387	234.783	0'30.092	0'30.092	234.274
2 ^a - 2	1'08.672	0'38.758		1'08.791	0'38.588		1'11.039	0'40.643		1'06.810	0'37.423		1'08.718	0'38.626	
2 ^a - 3	1'41.795	0'33.123		1'41.948	0'33.157		1'45.258	0'34.219		1'39.388	0'32.578		1'41.901	0'33.183	
3 ^a - 1	0'29.853	0'29.853	235.295	0'29.878	0'29.878	233.767	0'29.724	0'29.724	232.759	0'29.354	0'29.354	234.274	0'34.053	0'34.053	236.324
3 ^a - 2	1'08.361	0'38.508		1'11.407	0'41.529		1'10.537	0'40.813		1'06.803	0'37.449		1'17.383	0'43.330	
3 ^a - 3	1'47.681	0'39.320	PIT	1'56.237	0'44.830	PIT	1'53.540	0'43.003	PIT	1'39.524	0'32.721		2'02.864	0'45.481	PIT
4 ^a - 1	6'02.838	6'02.838	183.051	4'06.834	4'06.834	184.932	3'53.454	3'53.454	179.105	0'29.432	0'29.432	233.262	4'58.573	4'58.573	159.058
4 ^a - 2	6'43.861	0'41.023		4'45.725	0'38.891		4'33.484	0'40.030		1'06.888	0'37.456		5'39.205	0'40.632	
4 ^a - 3	7'18.039	0'34.178		5'19.021	0'33.296		5'07.215	0'33.731		1'39.330	0'32.442		6'13.095	0'33.890	
5 ^a - 1	0'29.940	0'29.940	232.258	0'29.833	0'29.833	232.259	0'29.803	0'29.803	230.278	0'29.457	0'29.457	233.767	0'31.247	0'31.247	231.760
5 ^a - 2	1'08.523	0'38.583		1'08.209	0'38.376		1'08.416	0'38.613		1'11.849	0'42.392		1'10.039	0'38.792	
5 ^a - 3	1'41.982	0'33.459		1'41.435	0'33.226		1'41.930	0'33.514		1'53.702	0'41.853	PIT	1'43.468	0'33.429	
6 ^a - 1	0'29.482	0'29.482	238.411	0'29.658	0'29.658	234.274	0'29.533	0'29.533	234.274				0'29.627	0'29.627	234.274
6 ^a - 2	1'07.788	0'38.306		1'08.030	0'38.372		1'07.942	0'38.409					1'07.710	0'38.083	
6 ^a - 3	1'41.036	0'33.248		1'47.781	0'39.751	PIT	1'41.190	0'33.248					1'40.616	0'32.906	
7 ^a - 1	0'29.410	0'29.410	234.783	4'42.974	4'42.974	174.194	0'29.686	0'29.686	235.295				0'29.399	0'29.399	234.783
7 ^a - 2	1'07.498	0'38.088		5'28.013	0'45.039		1'08.636	0'38.950					1'07.823	0'38.424	
7 ^a - 3	1'40.544	0'33.046		6'16.103	0'48.090	PIT	1'48.834	0'40.198	PIT				1'40.815	0'32.992	
8 ^a - 1	0'29.497	0'29.497	232.759	4'07.235	4'07.235	177.925	3'02.423	3'02.423	176.183				0'29.459	0'29.459	235.295
8 ^a - 2	1'08.817	0'39.320		4'50.614	0'43.379		3'47.553	0'45.130					1'09.158	0'39.699	
8 ^a - 3	1'49.067	0'40.250	PIT	5'26.328	0'35.714		4'31.744	0'44.191	PIT				1'57.260	0'48.102	PIT
9 ^a - 1	5'41.725	5'41.725	152.113	0'29.886	0'29.886	230.278	4'13.368	4'13.368	176.183				5'58.417	5'58.417	152.113
9 ^a - 2	6'21.119	0'39.394		1'08.179	0'38.293		4'53.045	0'39.677					6'37.352	0'38.935	
9 ^a - 3	6'55.467	0'34.348		1'41.883	0'33.704		5'29.092	0'36.047					7'11.085	0'33.733	
10 ^a - 1	0'29.523	0'29.523	232.759	0'29.732	0'29.732	231.264	0'29.672	0'29.672	231.760				0'29.473	0'29.473	235.295
10 ^a - 2	1'07.650	0'38.127		1'07.696	0'37.964		1'07.868	0'38.196					1'07.363	0'37.890	
10 ^a - 3	1'40.838	0'33.188		1'53.748	0'46.052	PIT	1'40.887	0'33.019					1'40.573	0'33.210	
11 ^a - 1	0'29.576	0'29.576	234.783				0'29.420	0'29.420	233.767				0'37.814	0'37.814	170.079
11 ^a - 2	1'07.712	0'38.136					1'10.019	0'40.599					1'20.117	0'42.303	
11 ^a - 3	1'53.834	0'46.122	PIT				1'53.701	0'43.682	PIT				1'59.202	0'39.085	PIT
12 ^a - 1															
12 ^a - 2															
12 ^a - 3															

Ideal Lap	
0'29.410	0'29.410
1'07.498	0'38.088
1'40.544	0'33.046

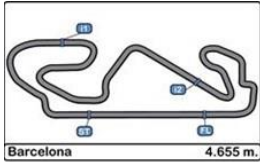
Ideal Lap	
0'29.658	0'29.658
1'07.622	0'37.964
1'40.779	0'33.157

Ideal Lap	
0'29.420	0'29.420
1'07.616	0'38.196
1'40.635	0'33.019

Ideal Lap	
0'29.354	0'29.354
1'06.777	0'37.423
1'39.219	0'32.442

Ideal Lap	
0'29.399	0'29.399
1'07.289	0'37.890
1'40.195	0'32.906

Ideal Best Lap	
0'29.253	0'29.253
1'06.676	0'37.423
1'39.118	0'32.442



Circuit de Catalunya
Euroformula Open
Free Practice 1

Lap Analysis

27/10/2017

Number	8			9			11			12			14		
Lap	Lap Time	Partial	Speed	Lap Time	Partial	Speed	Lap Time	Partial	Speed	Lap Time	Partial	Speed	Lap Time	Partial	Speed
1 ^a - 1	0'30.907	0'30.907	236.324	0'30.167	0'30.167	229.300	0'30.436	0'30.436	232.759	0'31.700	0'31.700	200.001	0'36.607	0'36.607	175.896
1 ^a - 2	1'10.489	0'39.582		1'08.501	0'38.334		1'10.286	0'39.850		1'12.934	0'41.234		1'21.518	0'44.911	
1 ^a - 3	1'48.826	0'38.337		1'41.562	0'33.061		1'52.118	0'41.832		1'47.499	0'34.565		1'58.513	0'36.995	
2 ^a - 1	0'30.170	0'30.170	234.783	0'29.562	0'29.562	231.264	0'29.834	0'29.834	233.767	0'29.929	0'29.929	233.767	0'36.414	0'36.414	194.946
2 ^a - 2	1'08.750	0'38.580		1'07.588	0'38.026		1'08.833	0'38.999		1'08.723	0'38.794		1'23.140	0'46.726	
2 ^a - 3	1'42.260	0'33.510		1'40.094	0'32.506		1'42.179	0'33.346		1'42.281	0'33.558		2'04.173	0'41.033	PIT
3 ^a - 1	0'31.129	0'31.129	236.324	0'29.884	0'29.884	233.767	0'32.924	0'32.924	234.783	0'29.912	0'29.912	232.759	5'34.804	5'34.804	175.041
3 ^a - 2	1'14.500	0'43.371		1'13.344	0'43.460		1'17.267	0'44.343		1'09.581	0'39.669		6'19.731	0'44.927	
3 ^a - 3	1'58.683	0'44.183	PIT	1'58.601	0'45.257	PIT	2'01.660	0'44.393	PIT	1'54.257	0'44.676	PIT	6'55.937	0'36.206	
4 ^a - 1	5'18.262	5'18.262	178.808	4'10.385	4'10.385	163.143	6'12.159	6'12.159	162.163	7'14.834	7'14.834	171.157	0'33.601	0'33.601	198.530
4 ^a - 2	6'01.749	0'43.487		4'48.745	0'38.360		6'53.785	0'41.626		7'55.249	0'40.415		1'20.258	0'46.657	
4 ^a - 3	6'44.757	0'43.008		5'23.396	0'34.651		7'28.730	0'34.945		8'29.285	0'34.036		1'54.985	0'34.727	
5 ^a - 1	0'32.764	0'32.764	218.624	0'29.445	0'29.445	233.767	0'30.065	0'30.065	231.264	0'32.202	0'32.202	194.245	0'29.978	0'29.978	231.264
5 ^a - 2	1'12.360	0'39.596		1'19.711	0'50.266		1'08.254	0'38.189		1'11.614	0'39.412		1'08.737	0'38.759	
5 ^a - 3	1'46.780	0'34.420		1'55.635	0'35.924		1'41.227	0'32.973		1'45.632	0'34.018		1'42.244	0'33.507	
6 ^a - 1	0'29.754	0'29.754	234.274	0'29.821	0'29.821	236.843	0'29.710	0'29.710	231.760	0'29.872	0'29.872	229.300	0'29.915	0'29.915	234.274
6 ^a - 2	1'08.482	0'38.728		1'10.525	0'40.704		1'07.688	0'37.978		1'08.215	0'38.343		1'08.563	0'38.648	
6 ^a - 3	1'41.248	0'32.766		1'55.418	0'44.893	PIT	1'40.454	0'32.766		1'45.479	0'37.264		1'42.154	0'33.591	
7 ^a - 1	0'29.572	0'29.572	234.274				0'29.479	0'29.479	233.767	0'34.880	0'34.880	231.264	0'29.778	0'29.778	233.262
7 ^a - 2	1'07.994	0'38.422					1'09.404	0'39.925		1'14.947	0'40.067		1'08.980	0'39.202	
7 ^a - 3	1'40.872	0'32.878					1'42.581	0'33.177		1'59.075	0'44.128	PIT	1'53.240	0'44.260	PIT
8 ^a - 1	0'29.543	0'29.543	234.783				0'31.251	0'31.251	233.767	5'28.657	5'28.657	156.522	5'49.176	5'49.176	156.070
8 ^a - 2	1'07.624	0'38.081					1'15.337	0'44.086		6'11.238	0'42.581		6'28.231	0'39.055	
8 ^a - 3	1'51.227	0'43.603	PIT				2'04.645	0'49.308	PIT	6'46.103	0'34.865		7'03.216	0'34.985	
9 ^a - 1	5'39.650	5'39.650	131.708				4'05.712	4'05.712	183.362	0'29.979	0'29.979	231.264	0'29.996	0'29.996	234.783
9 ^a - 2	6'19.306	0'39.656					4'45.106	0'39.394		1'09.814	0'39.835		1'08.432	0'38.436	
9 ^a - 3	6'58.731	0'39.425					5'19.962	0'34.856		1'43.391	0'33.577		1'41.844	0'33.412	
10 ^a - 1	0'33.638	0'33.638	232.759				0'29.554	0'29.554	236.324	0'30.395	0'30.395	231.264	0'32.375	0'32.375	235.808
10 ^a - 2	1'12.502	0'38.864					1'07.398	0'37.844		1'09.004	0'38.609		1'17.142	0'44.767	
10 ^a - 3	1'59.006	0'46.504	PIT				1'40.283	0'32.885		1'51.938	0'42.934	PIT	2'00.309	0'43.167	PIT
11 ^a - 1							0'29.389	0'29.389	232.759						
11 ^a - 2							1'10.891	0'41.502							
11 ^a - 3							1'56.114	0'45.223	PIT						
12 ^a - 1															
12 ^a - 2															
12 ^a - 3															

Ideal Lap	
0'29.543	0'29.543
1'07.624	0'38.081
1'40.390	0'32.766

Ideal Lap	
0'29.445	0'29.445
1'07.471	0'38.026
1'39.977	0'32.506

Ideal Lap	
0'29.389	0'29.389
1'07.233	0'37.844
1'39.999	0'32.766

Ideal Lap	
0'29.872	0'29.872
1'08.215	0'38.343
1'41.773	0'33.558

Ideal Lap	
0'29.778	0'29.778
1'08.214	0'38.436
1'41.626	0'33.412

Ideal Best Lap	
0'29.253	0'29.253
1'06.676	0'37.423
1'39.118	0'32.442



Circuit de Catalunya
Euroformula Open
Free Practice 1

Lap Analysis

27/10/2017

Number	16			17			19			20			22		
Lap	Lap Time	Partial	Speed	Lap Time	Partial	Speed	Lap Time	Partial	Speed	Lap Time	Partial	Speed	Lap Time	Partial	Speed
1 ^a - 1	0'31.595	0'31.595	212.181	0'31.916	0'31.916	204.546	0'32.294	0'32.294	208.898	0'33.403	0'33.403	216.868	0'30.829	0'30.829	226.891
1 ^a - 2	1'11.349	0'39.754		1'10.883	0'38.967		1'13.746	0'41.452		1'16.886	0'43.483		1'10.101	0'39.272	
1 ^a - 3	1'47.613	0'36.264		1'44.014	0'33.131		1'48.009	0'34.263		1'53.513	0'36.627		1'44.398	0'34.297	
2 ^a - 1	0'29.882	0'29.882	230.278	0'29.868	0'29.868	232.259	0'30.939	0'30.939	212.599	0'31.608	0'31.608	227.369	0'30.178	0'30.178	231.264
2 ^a - 2	1'08.279	0'38.397		1'07.996	0'38.128		1'12.566	0'41.627		1'15.487	0'43.879		6'21.525	5'51.347	
2 ^a - 3	1'41.201	0'32.922		1'40.977	0'32.981		2'03.067	0'50.501	PIT	1'51.118	0'35.631		7'07.297	0'45.772	PIT
3 ^a - 1	0'29.710	0'29.710	233.767	0'29.544	0'29.544	233.767	6'05.225	6'05.225	178.513	0'30.639	0'30.639	228.330	4'54.462	4'54.462	136.883
3 ^a - 2	1'12.096	0'42.386		1'10.609	0'41.065		6'48.498	0'43.273		1'12.731	0'42.092		5'38.050	0'43.588	
3 ^a - 3	1'55.919	0'43.823	PIT	1'53.739	0'43.130	PIT	7'25.314	0'36.816		1'56.686	0'43.955	PIT	6'13.068	0'35.018	
4 ^a - 1	6'36.864	6'36.864	183.362	7'53.970	7'53.970	168.750	0'32.075	0'32.075	213.862	3'42.368	3'42.368	171.975	0'30.566	0'30.566	229.788
4 ^a - 2	7'16.977	0'40.113		8'38.370	0'44.400		1'15.231	0'43.156		4'25.119	0'42.751		1'09.835	0'39.269	
4 ^a - 3	7'50.679	0'33.702		9'14.415	0'36.045		1'52.740	0'37.509		5'01.984	0'36.865		1'43.773	0'33.938	
5 ^a - 1	0'29.574	0'29.574	233.262	0'32.409	0'32.409	202.248	0'32.684	0'32.684	199.631	0'31.132	0'31.132	227.369	0'29.928	0'29.928	230.770
5 ^a - 2	1'07.707	0'38.133		1'12.935	0'40.526		1'13.451	0'40.767		1'11.931	0'40.799		1'10.640	0'40.712	
5 ^a - 3	1'40.957	0'33.250		1'47.049	0'34.114		1'47.274	0'33.823		1'46.148	0'34.217		1'52.750	0'42.110	PIT
6 ^a - 1	0'29.578	0'29.578	232.258	0'30.688	0'30.688	217.743	0'30.435	0'30.435	229.788	0'30.046	0'30.046	228.330	5'41.518	5'41.518	154.066
6 ^a - 2	1'07.586	0'38.008		1'09.902	0'39.214		1'15.225	0'44.790		1'08.656	0'38.610		6'21.496	0'39.978	
6 ^a - 3	1'45.420	0'37.834	PIT	1'43.081	0'33.179		1'51.569	0'36.344		1'42.341	0'33.685		6'56.036	0'34.540	
7 ^a - 1	7'35.937	7'35.937	179.105	0'29.616	0'29.616	233.262	0'29.901	0'29.901	232.759	0'29.773	0'29.773	230.770	0'29.944	0'29.944	236.843
7 ^a - 2	8'16.297	0'40.360		1'07.707	0'38.091		1'08.922	0'39.021		1'07.914	0'38.141		1'08.774	0'38.830	
7 ^a - 3	8'50.036	0'33.739		1'49.682	0'41.975	PIT	1'51.911	0'42.989	PIT	1'41.057	0'33.143		1'42.240	0'33.466	
8 ^a - 1	0'29.879	0'29.879	227.369	4'44.516	4'44.516	185.568	4'58.434	4'58.434	179.701	0'29.819	0'29.819	230.278	0'32.134	0'32.134	236.843
8 ^a - 2	1'07.894	0'38.015		5'23.169	0'38.653		5'38.525	0'40.091		7'20.150	6'50.331		1'16.630	0'44.496	
8 ^a - 3	1'40.536	0'32.642		6'01.751	0'38.582		6'15.229	0'36.704		7'57.454	0'37.304	PIT	2'00.785	0'44.155	PIT
9 ^a - 1	0'29.618	0'29.618	229.788	0'29.615	0'29.615	232.759	0'30.006	0'30.006	232.759	1'17.201	1'17.201	187.501			
9 ^a - 2	1'07.296	0'37.678		1'07.847	0'38.232		1'08.544	0'38.538		1'56.407	0'39.206				
9 ^a - 3	1'44.198	0'36.902	PIT	1'41.082	0'33.235		1'44.375	0'35.831		2'30.157	0'33.750				
10 ^a - 1				0'29.524	0'29.524	233.262	0'29.786	0'29.786	234.274	0'30.016	0'30.016	228.330			
10 ^a - 2				1'07.418	0'37.894		1'08.304	0'38.518		1'08.584	0'38.568				
10 ^a - 3				1'49.960	0'42.542	PIT	1'54.774	0'46.470	PIT	1'55.492	0'46.908	PIT			
11 ^a - 1															
11 ^a - 2															
11 ^a - 3															
12 ^a - 1															
12 ^a - 2															
12 ^a - 3															

Ideal Lap	
0'29.574	0'29.574
1'07.252	0'37.678
1'39.894	0'32.642

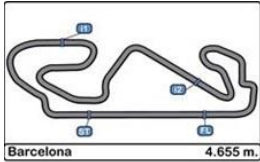
Ideal Lap	
0'29.524	0'29.524
1'07.418	0'37.894
1'40.399	0'32.981

Ideal Lap	
0'29.786	0'29.786
1'08.304	0'38.518
1'42.127	0'33.823

Ideal Lap	
0'29.773	0'29.773
1'07.914	0'38.141
1'41.057	0'33.143

Ideal Lap	
0'29.928	0'29.928
1'08.758	0'38.830
1'42.224	0'33.466

Ideal Best Lap	
0'29.253	0'29.253
1'06.676	0'37.423
1'39.118	0'32.442



Circuit de Catalunya
Euroformula Open
Free Practice 1

Lap Analysis

27/10/2017

Number	24			34			42			43			55		
	Lap Time	Partial	Speed	Lap Time	Partial	Speed	Lap Time	Partial	Speed	Lap Time	Partial	Speed	Lap Time	Partial	Speed
1 ^a - 1	0'30.728	0'30.728	230.278	0'32.170	0'32.170	200.001	0'30.672	0'30.672	229.300	0'31.546	0'31.546	214.712	0'30.722	0'30.722	226.416
1 ^a - 2	1'09.973	0'39.245		1'11.395	0'39.225		1'10.546	0'39.874		1'13.074	0'41.528		1'10.009	0'39.287	
1 ^a - 3	1'43.455	0'33.482		1'45.080	0'33.685		1'46.259	0'35.713		1'48.686	0'35.612		1'43.221	0'33.212	
2 ^a - 1	0'29.750	0'29.750	233.262	0'29.851	0'29.851	234.274	0'30.078	0'30.078	231.264	0'30.148	0'30.148	233.767	0'29.750	0'29.750	231.760
2 ^a - 2	1'08.256	0'38.506		1'08.492	0'38.641		1'08.835	0'38.757		1'08.843	0'38.695		1'07.981	0'38.231	
2 ^a - 3	1'41.424	0'33.168		1'41.928	0'33.436		1'42.573	0'33.738		1'42.638	0'33.795		1'41.730	0'33.749	
3 ^a - 1	0'30.286	0'30.286	225.470	0'29.587	0'29.587	235.295	0'29.884	0'29.884	234.783	0'29.849	0'29.849	234.274	0'31.426	0'31.426	233.262
3 ^a - 2	1'11.008	0'40.722		1'08.163	0'38.576		1'11.294	0'41.410		1'09.722	0'39.873		1'19.288	0'47.862	
3 ^a - 3	1'50.772	0'39.764	PIT	1'53.365	0'45.202	PIT	1'56.833	0'45.539	PIT	1'54.547	0'44.825	PIT	2'03.401	0'44.113	PIT
4 ^a - 1	6'16.887	6'16.887	157.895	4'14.611	4'14.611	176.183	6'59.047	6'59.047	151.049	7'23.777	7'23.777	156.296	4'47.445	4'47.445	182.433
4 ^a - 2	6'59.229	0'42.342		4'53.517	0'38.906		7'41.363	0'42.316		8'12.222	0'48.445		5'28.592	0'41.147	
4 ^a - 3	7'33.650	0'34.421		5'27.761	0'34.244		8'16.779	0'35.416		8'47.552	0'35.330		6'02.535	0'33.943	
5 ^a - 1	0'31.224	0'31.224	216.001	0'29.815	0'29.815	234.783	0'30.498	0'30.498	230.278	0'32.491	0'32.491	221.312	0'30.237	0'30.237	224.533
5 ^a - 2	1'10.295	0'39.071		1'08.162	0'38.347		1'09.791	0'39.293		1'14.206	0'41.715		1'09.061	0'38.824	
5 ^a - 3	1'43.994	0'33.699		1'41.568	0'33.406		1'46.303	0'36.512		1'49.527	0'35.321		1'44.704	0'35.643	
6 ^a - 1	0'29.517	0'29.517	234.783	0'29.689	0'29.689	236.324	0'29.890	0'29.890	232.259	0'29.923	0'29.923	232.759	0'29.897	0'29.897	234.274
6 ^a - 2	1'07.663	0'38.146		1'08.231	0'38.542		1'08.210	0'38.320		1'08.249	0'38.326		1'12.103	0'42.206	
6 ^a - 3	1'40.676	0'33.013		1'46.726	0'38.495	PIT	1'41.489	0'33.279		1'41.575	0'33.326		1'45.430	0'33.327	
7 ^a - 1	0'29.332	0'29.332	235.808	3'23.338	3'23.338	165.138	0'30.132	0'30.132	237.886	0'29.529	0'29.529	234.783	0'29.637	0'29.637	234.274
7 ^a - 2	1'07.337	0'38.005		4'04.299	0'40.961		1'10.119	0'39.987		1'07.867	0'38.338		1'07.916	0'38.279	
7 ^a - 3	1'40.297	0'32.960		4'39.171	0'34.872		1'53.402	0'43.283	PIT	1'48.921	0'41.054	PIT	1'41.138	0'33.222	
8 ^a - 1	0'29.253	0'29.253	235.808	0'30.435	0'30.435	229.788	5'37.105	5'37.105	152.328	5'30.564	5'30.564	156.522	0'37.685	0'37.685	127.059
8 ^a - 2	1'07.303	0'38.050		1'09.773	0'39.338		6'17.869	0'40.764		6'09.651	0'39.087		1'22.227	0'44.542	
8 ^a - 3	1'52.375	0'45.072	PIT	1'49.399	0'39.626	PIT	6'55.440	0'37.571		6'44.991	0'35.340		2'06.206	0'43.979	PIT
9 ^a - 1	5'12.481	5'12.481	159.058	4'09.770	4'09.770	147.946	0'30.054	0'30.054	231.760	0'29.764	0'29.764	234.783	5'36.631	5'36.631	153.192
9 ^a - 2	5'52.230	0'39.749		4'49.434	0'39.664		1'09.016	0'38.962		1'08.046	0'38.282		6'15.479	0'38.848	
9 ^a - 3	6'25.531	0'33.301		5'24.287	0'34.853		1'43.329	0'34.313		1'41.398	0'33.352		6'49.840	0'34.361	
10 ^a - 1	0'29.289	0'29.289	237.363	0'30.197	0'30.197	235.295	0'30.180	0'30.180	233.262	0'31.648	0'31.648	235.295	0'29.736	0'29.736	232.259
10 ^a - 2	1'07.366	0'38.077		1'08.395	0'38.198		1'09.782	0'39.602		1'10.531	0'38.883		1'07.841	0'38.105	
10 ^a - 3	1'40.296	0'32.930		1'41.575	0'33.180		1'54.330	0'44.548	PIT	1'50.360	0'39.829	PIT	1'40.845	0'33.004	
11 ^a - 1	0'29.454	0'29.454	238.939	0'29.576	0'29.576	234.783							0'35.236	0'35.236	220.859
11 ^a - 2	1'07.924	0'38.470		1'07.543	0'37.967								1'19.496	0'44.260	
11 ^a - 3	1'55.939	0'48.015	PIT	1'54.223	0'46.680	PIT							2'02.251	0'42.755	PIT
12 ^a - 1															
12 ^a - 2															
12 ^a - 3															

Ideal Lap	
0'29.253	0'29.253
1'07.258	0'38.005
1'40.188	0'32.930

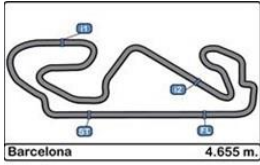
Ideal Lap	
0'29.576	0'29.576
1'07.543	0'37.967
1'40.723	0'33.180

Ideal Lap	
0'29.884	0'29.884
1'08.204	0'38.320
1'41.483	0'33.279

Ideal Lap	
0'29.529	0'29.529
1'07.811	0'38.282
1'41.137	0'33.326

Ideal Lap	
0'29.637	0'29.637
1'07.742	0'38.105
1'40.746	0'33.004

Ideal Best Lap	
0'29.253	0'29.253
1'06.676	0'37.423
1'39.118	0'32.442



Circuito de Catalunya
Euroformula Open
Free Practice 1

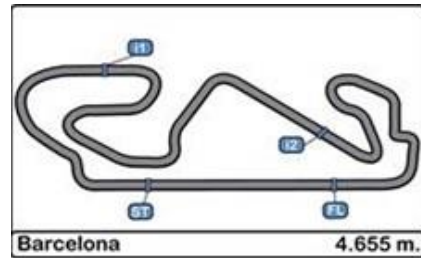
Lap Analysis

27/10/2017

Number	77		
Lap	Lap Time	Partial	Speed
1ª - 1	0'31.952	0'31.952	218.624
1ª - 2	1'16.289	0'44.337	
1ª - 3	1'52.119	0'35.830	
2ª - 1	0'30.286	0'30.286	231.264
2ª - 2	1'11.629	0'41.343	
2ª - 3	1'45.493	0'33.864	
3ª - 1	0'29.949	0'29.949	233.767
3ª - 2	1'11.630	0'41.681	
3ª - 3	1'55.962	0'44.332	PIT
4ª - 1	4'45.654	4'45.654	175.610
4ª - 2	5'28.296	0'42.642	
4ª - 3	6'03.200	0'34.904	
5ª - 1	0'30.462	0'30.462	228.330
5ª - 2	1'09.431	0'38.969	
5ª - 3	1'42.875	0'33.444	
6ª - 1	0'29.993	0'29.993	230.770
6ª - 2	1'08.819	0'38.826	
6ª - 3	1'41.870	0'33.051	
7ª - 1	0'29.875	0'29.875	230.770
7ª - 2	1'08.058	0'38.183	
7ª - 3	1'41.019	0'32.961	
8ª - 1	0'29.761	0'29.761	230.770
8ª - 2	1'07.880	0'38.119	
8ª - 3	1'41.763	0'33.883	
9ª - 1	0'29.707	0'29.707	231.760
9ª - 2	1'07.908	0'38.201	
9ª - 3	1'52.364	0'44.456	PIT
10ª - 1	4'27.070	4'27.070	171.702
10ª - 2	5'07.513	0'40.443	
10ª - 3	5'43.160	0'35.647	
11ª - 1	0'29.727	0'29.727	232.759
11ª - 2	1'08.043	0'38.316	
11ª - 3	1'41.006	0'32.963	
12ª - 1	0'29.543	0'29.543	234.274
12ª - 2	1'08.635	0'39.092	
12ª - 3	1'51.805	0'43.170	PIT

Ideal Lap	
0'29.543	0'29.543
1'07.662	0'38.119
1'40.623	0'32.961

Ideal Best Lap	
0'29.253	0'29.253
1'06.676	0'37.423
1'39.118	0'32.442



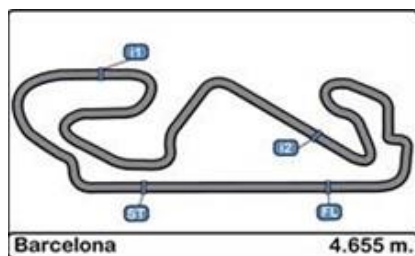
Circuit de Catalunya Euroformula Open Free Practice 1

Best Sectors Results

27/10/2017

Sector - 1		Sector - 2		Sector - 3		Ideal Lap vs Best Lap					
Ord.	Nº Driver	Time	Nº Driver	Time	Nº Driver	Time	Ord.	Nº Driver	Ideal Lap	Best Lap	Ord.
1	24 Ameya Vaidyanathan	29.253	4 Lorenzo Colombo	37.423	4 Lorenzo Colombo	32.442	1	4 Lorenzo Colombo	1'39.219	1'39.330	1
2	4 Lorenzo Colombo	29.354	16 Nikita Troitskiy	37.678	9 Felipe Drugovich	32.506	2	16 Nikita Troitskiy	1'39.894	1'40.536	5
3	11 Alex Karkosik	29.389	11 Alex Karkosik	37.844	16 Nikita Troitskiy	32.642	3	9 Felipe Drugovich	1'39.977	1'40.094	2
4	7 Jannes Fittje	29.399	7 Jannes Fittje	37.890	8 Lodovico Laurini	32.766	4	11 Alex Karkosik	1'39.999	1'40.283	3
5	1 Cameron Das	29.410	17 Devlin De Francesco	37.894	11 Alex Karkosik	32.766	5	24 Ameya Vaidyanathan	1'40.188	1'40.296	4
6	3 Simo Laaksonen	29.420	2 Thiago Vivacqua	37.964	7 Jannes Fittje	32.906	6	7 Jannes Fittje	1'40.195	1'40.573	7
7	9 Felipe Drugovich	29.445	34 Matheus Iorio	37.967	24 Ameya Vaidyanathan	32.930	7	8 Lodovico Laurini	1'40.390	1'40.872	9
8	17 Devlin De Francesco	29.524	24 Ameya Vaidyanathan	38.005	77 Guilherme Samaia	32.961	8	17 Devlin De Francesco	1'40.399	1'40.977	11
9	43 Pedro Cardoso	29.529	9 Felipe Drugovich	38.026	17 Devlin De Francesco	32.981	9	1 Cameron Das	1'40.544	1'40.544	6
10	8 Lodovico Laurini	29.543	8 Lodovico Laurini	38.081	55 Joey Mawson	33.004	10	77 Guilherme Samaia	1'40.623	1'41.006	12
11	77 Guilherme Samaia	29.543	1 Cameron Das	38.088	3 Simo Laaksonen	33.019	11	3 Simo Laaksonen	1'40.635	1'40.887	10
12	16 Nikita Troitskiy	29.574	55 Joey Mawson	38.105	1 Cameron Das	33.046	12	34 Matheus Iorio	1'40.723	1'41.568	17
13	34 Matheus Iorio	29.576	77 Guilherme Samaia	38.119	20 Petru Florescu	33.143	13	55 Joey Mawson	1'40.746	1'40.845	8
14	55 Joey Mawson	29.637	20 Petru Florescu	38.141	2 Thiago Vivacqua	33.157	14	2 Thiago Vivacqua	1'40.779	1'41.435	15
15	2 Thiago Vivacqua	29.658	3 Simo Laaksonen	38.196	34 Matheus Iorio	33.180	15	20 Petru Florescu	1'41.057	1'41.057	13
16	20 Petru Florescu	29.773	43 Pedro Cardoso	38.282	42 Eliseo Martinez	33.279	16	43 Pedro Cardoso	1'41.137	1'41.398	14
17	14 Tarun Reddy	29.778	42 Eliseo Martinez	38.320	43 Pedro Cardoso	33.326	17	42 Eliseo Martinez	1'41.483	1'41.489	16
18	19 Ben Hingeley	29.786	12 Christian Hahn	38.343	14 Tarun Reddy	33.412	18	14 Tarun Reddy	1'41.626	1'41.844	18
19	12 Christian Hahn	29.872	14 Tarun Reddy	38.436	22 Daniil Pronenko	33.466	19	12 Christian Hahn	1'41.773	1'42.281	20
20	42 Eliseo Martinez	29.884	19 Ben Hingeley	38.518	12 Christian Hahn	33.558	20	19 Ben Hingeley	1'42.127	1'44.375	21
21	22 Daniil Pronenko	29.928	22 Daniil Pronenko	38.830	19 Ben Hingeley	33.823	21	22 Daniil Pronenko	1'42.224	1'42.240	19





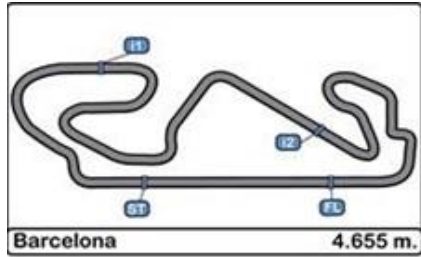
Circuito de Catalunya Euroformula Open Free Practice 1

Best Top Speeds

27/10/2017

Ord.	Nº	Entrant	Nat.	Driver	Nat.	Cat.	Cla.	Chassis	Team	Top 1		Top 2		Top 3		Top 4		Top 5		Avg.
										Km/h	Lap	Km/h	Lap	Km/h	Lap	Km/h	Lap	Km/h	Lap	
1	24	Carlin Motorsport	GBR	Ameya Vaidyanathan	IND			Dallara F312		238.938	12	237.363	11	235.808	8	235.808	9	234.783	7	236.540
2	1	Campos Racing	ESP	Cameron Das	USA			Dallara F312		238.411	7	235.294	4	234.783	8	234.783	12	232.759	9	235.206
3	42	RACE	ESP	Eliseo Martinez	ESP	R	1º	Dallara F312		237.885	8	234.783	4	233.261	11	232.258	7	231.760	10	233.989
4	7	RP Motorsport	ITA	Jannes Fittje	DEU	R	2º	Dallara F312		237.363	2	236.324	4	235.294	9	235.294	11	234.783	8	235.811
5	9	RP Motorsport	ITA	Felipe Drugovich	GBR	R	3º	Dallara F312		236.842	7	233.766	4	233.766	6	231.263	3	229.299	2	232.987
6	22	BVM Racing	ITA	Daniil Pronenko	RUS			Dallara F312		236.842	8	236.842	9	231.263	3	230.769	6	229.787	5	233.101
7	8	RP Motorsport	ITA	Lodovico Laurini	ITA	R	4º	Dallara F312		236.324	2	236.324	4	234.783	3	234.783	9	234.273	7	235.297
8	11	RP Motorsport	ITA	Alex Karkosik	POL	R	5º	Dallara F312		236.324	11	234.783	4	233.766	3	233.766	8	233.766	9	234.481
9	34	Campos Racing	ESP	Matheus Iorio	BRA			Dallara F312		236.324	7	235.294	4	235.294	11	234.783	6	234.783	12	235.295
10	14	Drivex School	ESP	Tarun Reddy	IND	R	6º	Dallara F312		235.808	11	234.783	10	234.273	7	233.261	8	231.263	6	233.878
11	3	Campos Racing	ESP	Simo Laaksonen	FIN	R	7º	Dallara F312		235.294	8	234.273	7	233.766	12	233.261	3	232.759	4	233.871
12	43	RACE	ESP	Pedro Cardoso	BRA			Dallara F312		235.294	11	234.783	10	234.783	8	234.273	4	233.766	3	234.580
13	4	Campos Racing	ESP	Lorenzo Colombo	ITA	R	8º	Dallara F312		234.783	3	234.273	4	233.766	6	233.261	5	229.787	2	233.174
14	2	Campos Racing	ESP	Thiago Vivacqua	BRA			Dallara F312		234.273	7	233.766	4	232.258	6	231.263	11	230.277	10	232.368
15	19	Fortec Motorsports	GBR	Ben Hingeley	GBR			Dallara F312		234.273	11	232.759	8	232.759	10	229.787	7	213.861	5	228.688
16	55	BVM Racing	ITA	Joey Mawson	AUS			Dallara F312		234.273	7	234.273	8	233.261	4	232.258	11	231.760	3	233.165
17	77	Carlin Motorsport	GBR	Guilherme Samaia	BRA			Dallara F312		234.273	13	233.766	4	232.759	12	231.760	10	231.263	3	232.764
18	12	Drivex School	ESP	Christian Hahn	BRA			Dallara F312		233.766	3	232.759	4	231.263	8	231.263	10	231.263	11	232.063
19	16	Drivex School	ESP	Nikita Troitskiy	RUS	R	9º	Dallara F312		233.766	4	233.261	6	232.258	7	230.277	3	229.787	10	231.870
20	17	Carlin Motorsport	GBR	Devlin De Francesco	CAN	R	10º	Dallara F312		233.766	4	233.261	8	233.261	11	232.759	10	232.258	3	233.061
21	20	Fortec Motorsports	GBR	Petru Florescu	ROU	R	11º	Dallara F312		230.769	8	230.277	9	228.330	11	228.330	4	228.330	7	229.207





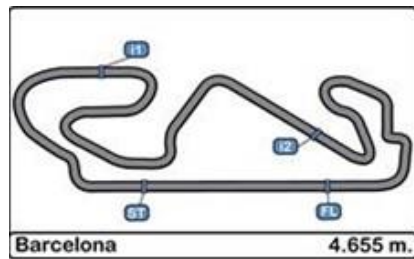
Circuito de Catalunya Euroformula Open Free Practice 1

Fastest Lap Sequence

27/10/2017

Time of Day	Session Time	Nº	Entrant	Nat.	Driver	Nat.	Cat.	Chassis	Team	Time	Km/h	Lap
11:48'37.274	3'32.846	1	Campos Racing	ESP	Cameron Das	USA		Dallara F312	Campos Racing	1'43.385	162.093	2
11:49'33.519	4'29.126	55	BVM Racing	ITA	Joey Mawson	AUS		Dallara F312	BVM Racing	1'43.221	162.351	2
11:50'19.028	5'14.641	1	Campos Racing	ESP	Cameron Das	USA		Dallara F312	Campos Racing	1'41.795	164.625	3
11:50'22.834	5'18.450	24	Carlin Motorsport	GBR	Ameya Vaidyanathan	IND		Dallara F312	Carlin Motorsport	1'41.424	165.227	3
11:50'28.565	5'24.151	17	Carlin Motorsport	GBR	Devlin De Francesco	CAN	R	Dallara F312	Carlin Motorsport	1'40.977	165.959	3
11:59'40.038	14'35.583	4	Campos Racing	ESP	Lorenzo Colombo	ITA	R	Dallara F312	Campos Racing	1'40.049	167.498	2
12:01'19.456	16'14.971	4	Campos Racing	ESP	Lorenzo Colombo	ITA	R	Dallara F312	Campos Racing	1'39.388	168.612	3
12:04'38.205	19'33.825	4	Campos Racing	ESP	Lorenzo Colombo	ITA	R	Dallara F312	Campos Racing	1'39.330	168.710	5





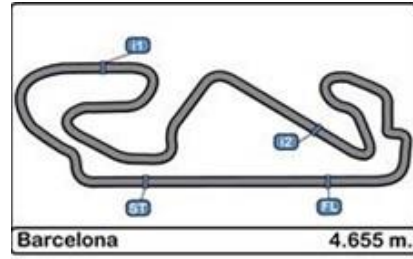
Circuito de Catalunya Euroformula Open

Event Maximum Speed

27/10/2017

Ord.	Nº	Entrant	Nat.	Driver	Nat.	Cat.	Cl.	Chassis	Team	Km/h	Lap	Session
1	24	Carlin Motorsport	GBR	Ameya Vaidyanathan	IND			Dallara F312	Carlin Motorsport	238.939	12	Free Practice 1
2	1	Campos Racing	ESP	Cameron Das	USA			Dallara F312	Campos Racing	238.411	7	Free Practice 1
3	42	RACE	ESP	Eliseo Martinez	ESP	R	1º	Dallara F312	Teo Martin Motorsport	237.886	8	Free Practice 1
4	7	RP Motorsport	ITA	Jannes Fittje	DEU	R	2º	Dallara F312	RP Motorsport	237.363	2	Free Practice 1
5	9	RP Motorsport	ITA	Felipe Drugovich	GBR	R	3º	Dallara F312	RP Motorsport	236.843	7	Free Practice 1
6	22	BVM Racing	ITA	Daniil Pronenko	RUS			Dallara F312	BVM Racing	236.843	8	Free Practice 1
7	8	RP Motorsport	ITA	Lodovico Laurini	ITA	R	4º	Dallara F312	RP Motorsport	236.324	2	Free Practice 1
8	11	RP Motorsport	ITA	Alex Karkosik	POL	R	5º	Dallara F312	RP Motorsport	236.324	11	Free Practice 1
9	34	Campos Racing	ESP	Matheus Iorio	BRA			Dallara F312	Campos Racing	236.324	7	Free Practice 1
10	14	Drivex School	ESP	Tarun Reddy	IND	R	6º	Dallara F312	Drivex School	235.808	11	Free Practice 1
11	3	Campos Racing	ESP	Simo Laaksonen	FIN	R	7º	Dallara F312	Campos Racing	235.295	8	Free Practice 1
12	43	RACE	ESP	Pedro Cardoso	BRA			Dallara F312	Teo Martin Motorsport	235.295	11	Free Practice 1
13	4	Campos Racing	ESP	Lorenzo Colombo	ITA	R	8º	Dallara F312	Campos Racing	234.783	3	Free Practice 1
14	2	Campos Racing	ESP	Thiago Vivacqua	BRA			Dallara F312	Campos Racing	234.274	7	Free Practice 1
15	19	Fortec Motorsports	GBR	Ben Hingeley	GBR			Dallara F312	Fortec Motorsports	234.274	11	Free Practice 1
16	55	BVM Racing	ITA	Joey Mawson	AUS			Dallara F312	BVM Racing	234.274	7	Free Practice 1
17	77	Carlin Motorsport	GBR	Guilherme Samaia	BRA			Dallara F312	Carlin Motorsport	234.274	13	Free Practice 1
18	12	Drivex School	ESP	Christian Hahn	BRA			Dallara F312	Drivex School	233.767	3	Free Practice 1
19	16	Drivex School	ESP	Nikita Troitskiy	RUS	R	9º	Dallara F312	Drivex School	233.767	4	Free Practice 1
20	17	Carlin Motorsport	GBR	Devlin De Francesco	CAN	R	10º	Dallara F312	Carlin Motorsport	233.767	4	Free Practice 1
21	20	Fortec Motorsports	GBR	Petru Florescu	ROU	R	11º	Dallara F312	Fortec Motorsports	230.770	8	Free Practice 1





**Circuit de Catalunya
Euroformula Open
Free Practice 1**

Weather Report

27/10/2017

Track Status DRY

