



Circuito de Barcelona Catalunya
Euroformula Open
Private Test 4

Results

26/10/2017

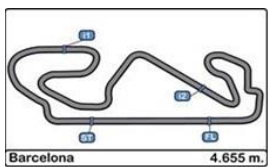
Ord.	Nº	Entrant	Nat.	Driver	Nat.	Cat.	Cl.	Chassis	Team	Laps	Best	Time	Gap	Interval	Km/h
1	17	Carlin Motorsport	GBR	Devlin De Francesco	CAN	R	1º	Dallara F312	Carlin Motorsport	13	11	1'38.786			169.639
2	16	Drivex School	ESP	Nikita Troitskiy	RUS	R	2º	Dallara F312	Drivex School	13	11	1'38.943	0"157	0"157	169.370
3	24	Carlin Motorsport	GBR	Ameya Vaidyanathan	IND			Dallara F312	Carlin Motorsport	13	12	1'39.259	0"473	0"316	168.831
4	42	RACE	ESP	Eliseo Martinez	ESP	R	3º	Dallara F312	Teo Martin Motorsport	12	11	1'39.259	0"473	0"000	168.831
5	10	RP Motorsport	ITA	Felipe Drugovich	GBR	R	4º	Dallara F312	RP Motorsport	10	8	1'39.657	0"871	0"398	168.157
6	1	Campos Racing	ESP	Cameron Das	USA			Dallara F312	Campos Racing	14	12	1'39.726	0"940	0"069	168.040
7	19	Fortec Motorsports	GBR	Ben Hingeley	GBR			Dallara F312	Fortec Motorsports	12	9	1'39.732	0"946	0"006	168.030
8	34	Campos Racing	ESP	Matheus Iorio	BRA			Dallara F312	Campos Racing	13	12	1'39.819	1"033	0"087	167.884
9	7	RP Motorsport	ITA	Jannes Fittje	DEU	R	5º	Dallara F312	RP Motorsport	13	11	1'39.851	1"065	0"032	167.830
10	20	Fortec Motorsports	GBR	Petru Florescu	ROU	R	6º	Dallara F312	Fortec Motorsports	14	11	1'39.859	1"073	0"008	167.817
11	55	BVM Racing	ITA	Joey Mawson	AUS			Dallara F312	BVM Racing	10	8	1'39.943	1"157	0"084	167.676
12	11	RP Motorsport	ITA	Alex Karkosik	POL	R	7º	Dallara F312	RP Motorsport	7	6	1'40.164	1"378	0"221	167.306
13	2	Campos Racing	ESP	Thiago Vivacqua	BRA			Dallara F312	Campos Racing	12	8	1'40.174	1"388	0"010	167.289
14	3	Campos Racing	ESP	Simo Laaksonen	FIN	R	8º	Dallara F312	Campos Racing	9	8	1'40.233	1"447	0"059	167.190
15	12	Drivex School	ESP	Christian Hahn	BRA			Dallara F312	Drivex School	13	10	1'40.238	1"452	0"005	167.182
16	8	RP Motorsport	ITA	Lodovico Laurini	ITA	R	9º	Dallara F312	RP Motorsport	12	10	1'40.289	1"503	0"051	167.097
17	4	Campos Racing	ESP	Lorenzo Colombo	ITA	R	10º	Dallara F312	Campos Racing	11	10	1'40.291	1"505	0"002	167.094
18	43	RACE	ESP	Pedro Cardoso	BRA			Dallara F312	Teo Martin Motorsport	13	12	1'40.389	1"603	0"098	166.931
19	14	Drivex School	ESP	Tarun Reddy	IND	R	11º	Dallara F312	Drivex School	11	4	1'40.455	1"669	0"066	166.821
20	22	BVM Racing	ITA	Daniil Pronenko	RUS			Dallara F312	BVM Racing	10	7	1'40.534	1"748	0"079	166.690
21	77	Carlin Motorsport	GBR	Guilherme Samaia	BRA			Dallara F312	Carlin Motorsport	10	8	1'40.789	2"003	0"255	166.268

Published at:.....

Track Status **DRY**

Stewards:	Race Director:	Timekeeper: 
-----------	----------------	--





Circuit de Barcelona Catalunya
Euroformula Open
Private Test 4

Lap Analysis

26/10/2017

Number	1			2			3			4			7		
Lap	Lap Time	Partial	Speed	Lap Time	Partial	Speed	Lap Time	Partial	Speed	Lap Time	Partial	Speed	Lap Time	Partial	Speed
1ª - 1	0'30.464	0'30.464	227.849	0'30.354	0'30.354	229.788	0'30.679	0'30.679	228.330	0'30.044	0'30.044	230.770	0'32.199	0'32.199	232.759
1ª - 2	1'09.425	0'38.961		1'09.423	0'39.069		1'10.519	0'39.840		1'08.321	0'38.277		1'18.532	0'46.333	
1ª - 3	1'42.953	0'33.528		1'43.126	0'33.703		1'44.630	0'34.111		1'41.428	0'33.107		1'54.189	0'35.657	
2ª - 1	0'29.976	0'29.976	230.770	0'30.125	0'30.125	231.264	0'30.685	0'30.685	229.300	0'29.722	0'29.722	233.767	0'29.882	0'29.882	233.262
2ª - 2	1'08.285	0'38.309		1'08.922	0'38.797		1'09.418	0'38.733		1'08.080	0'38.358		1'08.112	0'38.230	
2ª - 3	1'41.402	0'33.117		1'42.492	0'33.570		1'42.468	0'33.050		1'41.191	0'33.111		1'41.383	0'33.271	
3ª - 1	0'29.876	0'29.876	234.274	0'30.330	0'30.330	232.759	0'29.909	0'29.909	232.259	0'29.806	0'29.806	233.767	0'29.631	0'29.631	236.324
3ª - 2	1'07.932	0'38.056		1'09.520	0'39.190		1'08.187	0'38.278		1'07.798	0'37.992		1'07.680	0'38.049	
3ª - 3	1'41.026	0'33.094		1'52.021	0'42.501	PIT	1'41.130	0'32.943		1'40.888	0'33.090		1'40.881	0'33.201	
4ª - 1	0'29.613	0'29.613	235.295	4'25.564	4'25.564	163.885	0'29.677	0'29.677	233.262	0'29.707	0'29.707	231.760	0'29.781	0'29.781	236.843
4ª - 2	1'07.596	0'37.983		5'10.536	0'44.972		1'07.903	0'38.226		1'07.700	0'37.993		1'07.986	0'38.205	
4ª - 3	1'40.557	0'32.961		5'45.810	0'35.274		1'40.729	0'32.826		1'40.670	0'32.970		1'49.124	0'41.138	PIT
5ª - 1	0'29.561	0'29.561	236.324	0'31.716	0'31.716	216.433	0'31.277	0'31.277	236.843	0'29.670	0'29.670	232.258	3'14.294	3'14.294	130.910
5ª - 2	1'07.606	0'38.045		1'13.243	0'41.527		1'16.197	0'44.920		1'07.669	0'37.999		3'57.734	0'43.440	
5ª - 3	1'47.725	0'40.119	PIT	1'48.491	0'35.248		1'50.775	0'34.578		1'40.396	0'32.727		4'34.423	0'36.689	
6ª - 1	3'24.044	3'24.044	183.362	0'29.894	0'29.894	233.262	0'29.815	0'29.815	231.760	0'29.826	0'29.826	230.770	0'31.177	0'31.177	219.960
6ª - 2	4'04.942	0'40.898		1'07.855	0'37.961		1'07.886	0'38.071		1'07.925	0'38.099		1'12.449	0'41.272	
6ª - 3	4'38.669	0'33.727		1'40.617	0'32.762		1'40.642	0'32.756		1'46.334	0'38.409	PIT	1'47.596	0'35.147	
7ª - 1	0'30.449	0'30.449	229.300	0'29.641	0'29.641	234.274	0'29.511	0'29.511	232.759	5'33.993	5'33.993	185.568	0'29.772	0'29.772	234.274
7ª - 2	1'09.147	0'38.698		1'07.571	0'37.930		1'07.369	0'37.858		6'12.502	0'38.509		1'07.701	0'37.929	
7ª - 3	1'43.265	0'34.118		1'40.174	0'32.603		1'40.233	0'32.864		6'45.306	0'32.804		1'40.428	0'32.727	
8ª - 1	0'29.667	0'29.667	231.264	0'29.561	0'29.561	236.843	0'29.511	0'29.511	233.767	0'29.584	0'29.584	231.760	0'29.374	0'29.374	237.886
8ª - 2	1'07.994	0'38.327		1'07.539	0'37.978		1'08.468	0'38.957		1'07.424	0'37.840		1'07.328	0'37.954	
8ª - 3	1'40.736	0'32.742		1'40.317	0'32.778		1'53.619	0'45.151	PIT	1'40.944	0'33.520		1'40.236	0'32.908	
9ª - 1	0'29.493	0'29.493	234.274	0'29.664	0'29.664	235.295				0'29.596	0'29.596	233.262	0'29.272	0'29.272	240.000
9ª - 2	1'07.393	0'37.900		1'07.507	0'37.843					1'07.422	0'37.826		1'07.254	0'37.982	
9ª - 3	1'40.308	0'32.915		1'40.179	0'32.672					1'40.291	0'32.869		1'40.122	0'32.868	
10ª - 1	0'29.475	0'29.475	233.767	0'29.757	0'29.757	234.783				0'29.680	0'29.680	233.262	0'29.388	0'29.388	237.886
10ª - 2	1'07.302	0'37.827		1'07.569	0'37.812					1'08.205	0'38.525		1'07.145	0'37.757	
10ª - 3	1'39.900	0'32.598		1'40.310	0'32.741					1'52.753	0'44.548	PIT	1'39.851	0'32.706	
11ª - 1	0'29.330	0'29.330	234.783	0'29.656	0'29.656	234.274							0'29.409	0'29.409	236.843
11ª - 2	1'07.077	0'37.747		1'07.338	0'37.682								1'07.163	0'37.754	
11ª - 3	1'39.726	0'32.649		1'48.073	0'40.735	PIT							1'39.864	0'32.701	
12ª - 1	0'29.451	0'29.451	234.783										0'29.457	0'29.457	236.324
12ª - 2	1'07.221	0'37.770											1'07.158	0'37.701	
12ª - 3	1'39.804	0'32.583											1'46.835	0'39.677	PIT
13ª - 1	0'30.953	0'30.953	235.295												
13ª - 2	1'15.332	0'44.379													
13ª - 3	2'01.975	0'46.643	PIT												

Ideal Lap	
0'29.330	0'29.330
1'07.077	0'37.747
1'39.660	0'32.583

Ideal Lap	
0'29.561	0'29.561
1'07.243	0'37.682
1'39.846	0'32.603

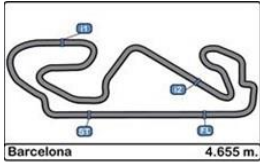
Ideal Lap	
0'29.511	0'29.511
1'07.369	0'37.858
1'40.125	0'32.756

Ideal Lap	
0'29.584	0'29.584
1'07.410	0'37.826
1'40.137	0'32.727

Ideal Lap	
0'29.272	0'29.272
1'06.973	0'37.701
1'39.674	0'32.701

Ideal Best Lap	
0'29.096	0'29.096
1'06.465	0'37.369
1'38.660	0'32.195





Circuit de Barcelona Catalunya
Euroformula Open
Private Test 4

Lap Analysis

26/10/2017

Number	8			10			11			12			14		
	Lap Time	Partial	Speed	Lap Time	Partial	Speed	Lap Time	Partial	Speed	Lap Time	Partial	Speed	Lap Time	Partial	Speed
1 ^a - 1	0'30.424	0'30.424	227.369	0'30.154	0'30.154	237.363	0'30.891	0'30.891	233.262	0'30.489	0'30.489	228.330	0'32.093	0'32.093	208.093
1 ^a - 2	1'11.960	0'41.536		1'08.653	0'38.499		1'10.424	0'39.533		1'09.380	0'38.891		1'14.850	0'42.757	
1 ^a - 3	1'52.361	0'40.401		1'44.888	0'36.235		1'43.392	0'32.968		1'43.336	0'33.956		1'48.734	0'33.884	
2 ^a - 1	0'29.961	0'29.961	235.295	0'29.797	0'29.797	235.295	0'29.835	0'29.835	234.274	0'29.990	0'29.990	232.759	0'30.047	0'30.047	229.788
2 ^a - 2	1'08.487	0'38.526		1'07.939	0'38.142		1'07.824	0'37.989		1'08.201	0'38.211		1'08.056	0'38.009	
2 ^a - 3	1'41.682	0'33.195		1'40.944	0'33.005		1'40.592	0'32.768		1'44.329	0'36.128		1'40.919	0'32.863	
3 ^a - 1	0'29.798	0'29.798	235.295	0'29.510	0'29.510	236.843	0'29.594	0'29.594	235.295	0'29.790	0'29.790	232.259	0'29.722	0'29.722	232.759
3 ^a - 2	1'08.113	0'38.315		1'07.282	0'37.772		1'07.451	0'37.857		1'07.787	0'37.997		1'07.605	0'37.883	
3 ^a - 3	1'41.224	0'33.111		1'39.970	0'32.688		1'40.290	0'32.839		1'40.886	0'33.099		1'40.455	0'32.850	
4 ^a - 1	0'29.862	0'29.862	234.274	0'29.533	0'29.533	240.000	0'29.950	0'29.950	235.295	0'29.815	0'29.815	232.259	0'29.596	0'29.596	234.783
4 ^a - 2	1'08.303	0'38.441		1'07.575	0'38.042		1'07.738	0'37.788		1'07.908	0'38.093		1'09.316	0'39.720	
4 ^a - 3	1'41.417	0'33.114		1'45.805	0'38.230	PIT	1'40.482	0'32.744		1'40.795	0'32.887		1'42.430	0'33.114	
5 ^a - 1	0'29.756	0'29.756	235.295	5'10.751	5'10.751	175.610	0'29.531	0'29.531	236.324	0'29.834	0'29.834	232.259	0'32.719	0'32.719	234.274
5 ^a - 2	1'07.951	0'38.195		5'50.367	0'39.616		1'07.222	0'37.691		1'07.915	0'38.081		1'22.133	0'49.414	
5 ^a - 3	1'40.995	0'33.044		6'23.636	0'33.269		1'40.164	0'32.942		1'49.340	0'41.425	PIT	1'57.000	0'34.867	
6 ^a - 1	0'29.766	0'29.766	235.808	0'31.163	0'31.163	234.783	0'30.402	0'30.402	236.843	4'43.748	4'43.748	166.925	0'29.770	0'29.770	232.258
6 ^a - 2	1'08.026	0'38.260		1'09.598	0'38.435		1'14.332	0'43.930	PIT	5'24.475	0'40.727		1'07.871	0'38.101	
6 ^a - 3	1'46.160	0'38.134	PIT	1'42.295	0'32.697		2'02.134	0'47.802	PIT	6'01.315	0'36.840		1'40.844	0'32.973	
7 ^a - 1	3'32.699	3'32.699	181.513	0'29.559	0'29.559	236.843				0'30.290	0'30.290	220.859	0'29.808	0'29.808	233.262
7 ^a - 2	4'14.386	0'41.687		1'07.273	0'37.714					1'08.895	0'38.605		1'07.779	0'37.971	
7 ^a - 3	4'51.647	0'37.261		1'39.657	0'32.384					1'42.840	0'33.945		1'40.525	0'32.746	
8 ^a - 1	0'31.065	0'31.065	218.624	0'29.625	0'29.625	238.411				0'29.627	0'29.627	232.759	0'29.731	0'29.731	232.759
8 ^a - 2	1'10.092	0'39.027		1'07.278	0'37.653					1'07.814	0'38.187		1'07.684	0'37.953	
8 ^a - 3	1'42.885	0'32.793		1'39.807	0'32.529					1'40.349	0'32.535		1'40.802	0'33.118	
9 ^a - 1	0'29.650	0'29.650	236.324	0'29.575	0'29.575	241.611				0'29.582	0'29.582	233.767	0'29.753	0'29.753	236.324
9 ^a - 2	1'07.634	0'37.984		1'07.533	0'37.958					1'07.639	0'38.057		1'07.903	0'38.150	
9 ^a - 3	1'40.289	0'32.655		1'46.004	0'38.471	PIT				1'40.238	0'32.599		1'41.140	0'33.237	
10 ^a - 1	0'29.470	0'29.470	236.843							0'29.797	0'29.797	233.767	0'34.840	0'34.840	196.722
10 ^a - 2	1'07.425	0'37.955								1'12.011	0'42.214		1'19.498	0'44.658	
10 ^a - 3	1'40.387	0'32.962								1'46.042	0'34.031		2'02.744	0'43.246	PIT
11 ^a - 1	0'29.599	0'29.599	236.843							0'29.613	0'29.613	233.262			
11 ^a - 2	1'07.346	0'37.747								1'07.391	0'37.778				
11 ^a - 3	1'47.215	0'39.869	PIT							1'40.563	0'33.172				
12 ^a - 1										0'31.448	0'31.448	222.681			
12 ^a - 2										1'15.318	0'43.870				
12 ^a - 3										1'56.827	0'41.509	PIT			
13 ^a - 1															
13 ^a - 2															
13 ^a - 3															

Ideal Lap	
0'29.470	0'29.470
1'07.217	0'37.747
1'39.872	0'32.655

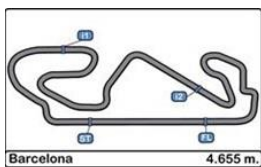
Ideal Lap	
0'29.510	0'29.510
1'07.163	0'37.653
1'39.547	0'32.384

Ideal Lap	
0'29.531	0'29.531
1'07.222	0'37.691
1'39.966	0'32.744

Ideal Lap	
0'29.582	0'29.582
1'07.360	0'37.778
1'39.895	0'32.535

Ideal Lap	
0'29.596	0'29.596
1'07.479	0'37.883
1'40.225	0'32.746

Ideal Best Lap	
0'29.096	0'29.096
1'06.465	0'37.369
1'38.660	0'32.195



Circuito de Barcelona Catalunya
Euroformula Open
Private Test 4

Lap Analysis

26/10/2017

Number	24			34			42			43			55		
	Lap Time	Partial	Speed	Lap Time	Partial	Speed	Lap Time	Partial	Speed	Lap Time	Partial	Speed	Lap Time	Partial	Speed
1 ^a - 1	0'32.662	0'32.662	209.303	0'30.486	0'30.486	228.330	0'30.666	0'30.666	232.759	0'30.468	0'30.468	230.278	0'30.278	0'30.278	224.067
1 ^a - 2	1'11.854	0'39.192		1'09.147	0'38.661		1'10.135	0'39.469		1'09.664	0'39.196		1'08.842	0'38.564	
1 ^a - 3	1'45.485	0'33.631		1'42.690	0'33.543		1'45.505	0'35.370		1'43.398	0'33.734		1'43.176	0'34.334	
2 ^a - 1	0'30.021	0'30.021	232.759	0'29.820	0'29.820	233.767	0'30.065	0'30.065	234.274	0'30.057	0'30.057	234.274	0'29.934	0'29.934	231.760
2 ^a - 2	1'09.285	0'39.264		1'08.217	0'38.397		1'08.411	0'38.346		1'08.610	0'38.553		1'08.319	0'38.385	
2 ^a - 3	1'42.859	0'33.574		1'41.571	0'33.354		1'41.793	0'33.382		1'42.323	0'33.713		1'41.499	0'33.180	
3 ^a - 1	0'29.707	0'29.707	233.262	0'29.837	0'28.837	232.759	0'29.639	0'29.639	236.843	0'30.108	0'30.108	237.363	0'29.814	0'29.814	231.264
3 ^a - 2	1'07.788	0'38.081		1'08.001	0'38.164		1'07.825	0'38.186		1'09.041	0'38.933		1'08.241	0'38.427	
3 ^a - 3	1'40.728	0'32.940		1'40.986	0'32.985		1'40.841	0'33.016		1'42.858	0'33.817		1'49.722	0'41.481	PIT
4 ^a - 1	0'29.581	0'29.581	234.783	0'29.699	0'29.699	233.767	0'29.728	0'29.728	237.363	0'29.812	0'29.812	237.363	6'09.365	6'09.365	145.946
4 ^a - 2	1'07.437	0'37.856		1'07.725	0'38.026		1'09.578	0'39.850		1'09.109	0'39.297		6'55.136	0'45.771	
4 ^a - 3	1'40.257	0'32.820		1'45.125	0'37.400	PIT	1'53.381	0'43.803	PIT	1'52.269	0'43.160	PIT	7'33.576	0'38.440	
5 ^a - 1	0'29.511	0'29.511	234.783	4'23.842	4'23.842	150.839	5'45.838	5'45.838	156.522	4'29.326	4'29.326	145.749	0'31.405	0'31.405	189.807
5 ^a - 2	1'07.432	0'37.921		5'05.097	0'41.255		6'26.517	0'40.679		5'12.150	0'42.824		1'10.582	0'39.177	
5 ^a - 3	1'47.963	0'40.531	PIT	5'38.597	0'33.500		7'01.217	0'34.700		5'46.949	0'34.799		1'43.459	0'32.877	
6 ^a - 1	4'21.993	4'21.993	147.139	0'31.011	0'31.011	226.891	0'30.245	0'30.245	232.759	0'31.549	0'31.549	222.223	0'29.894	0'29.894	232.259
6 ^a - 2	5'07.285	0'45.292		1'10.681	0'39.670		1'09.439	0'39.194		1'12.177	0'40.628		1'07.654	0'37.760	
6 ^a - 3	5'42.410	0'35.125		1'45.686	0'35.005		1'44.505	0'35.066		1'45.862	0'33.685		1'40.341	0'32.687	
7 ^a - 1	0'32.007	0'32.007	206.107	0'29.765	0'29.765	231.760	0'29.761	0'29.761	235.295	0'29.843	0'29.843	234.274	0'29.531	0'29.531	234.783
7 ^a - 2	1'12.522	0'40.515		1'07.692	0'37.927		1'08.119	0'38.358		1'08.025	0'38.182		1'07.298	0'37.767	
7 ^a - 3	1'47.693	0'35.171		1'40.489	0'32.797		1'42.897	0'34.778		1'40.862	0'32.837		1'39.943	0'32.645	
8 ^a - 1	0'30.756	0'30.756	218.624	0'29.648	0'29.648	233.767	0'29.541	0'29.541	236.324	0'29.588	0'29.588	235.295	0'29.619	0'29.619	234.783
8 ^a - 2	1'09.765	0'39.009		1'07.351	0'37.703		1'07.336	0'37.795		1'10.697	0'41.109		1'07.338	0'37.719	
8 ^a - 3	1'43.103	0'33.338		1'40.029	0'32.678		1'39.997	0'32.661		1'43.655	0'32.958		1'39.943	0'32.605	
9 ^a - 1	0'29.534	0'29.534	233.767	0'29.540	0'29.540	234.274	0'29.425	0'29.425	236.843	0'29.537	0'29.537	236.843	0'29.487	0'29.487	235.808
9 ^a - 2	1'07.411	0'37.877		1'07.372	0'37.832		1'07.063	0'37.638		1'07.570	0'38.033		1'09.412	0'39.925	
9 ^a - 3	1'39.955	0'32.544		1'40.021	0'32.649		1'39.417	0'32.354		1'40.656	0'33.086		1'54.113	0'44.701	PIT
10 ^a - 1	0'29.310	0'29.310	235.808	0'29.611	0'29.611	232.259	0'29.247	0'29.247	236.324	0'29.551	0'29.551	236.843			
10 ^a - 2	1'06.941	0'37.631		1'07.388	0'37.777		1'06.745	0'37.498		1'07.629	0'38.078				
10 ^a - 3	1'39.514	0'32.573		1'40.026	0'32.638		1'39.259	0'32.514		1'40.558	0'32.929				
11 ^a - 1	0'29.304	0'29.304	236.324	0'29.564	0'29.564	232.258	0'29.394	0'29.394	236.843	0'29.578	0'29.578	236.843			
11 ^a - 2	1'06.791	0'37.487		1'07.144	0'37.580		1'08.343	0'38.949		1'07.424	0'37.846				
11 ^a - 3	1'39.259	0'32.468		1'39.819	0'32.675		1'51.745	0'43.402	PIT	1'40.389	0'32.965				
12 ^a - 1	0'29.255	0'29.255	236.843	0'29.553	0'29.553	232.759				0'29.824	0'29.824	234.783			
12 ^a - 2	1'06.841	0'37.586		1'07.860	0'38.307					1'09.299	0'39.475				
12 ^a - 3	1'46.124	0'39.283	PIT	1'47.326	0'39.466	PIT				1'46.811	0'37.512	PIT			
13 ^a - 1															
13 ^a - 2															
13 ^a - 3															

Ideal Lap	
0'29.255	0'29.255
1'06.742	0'37.487
1'39.210	0'32.468

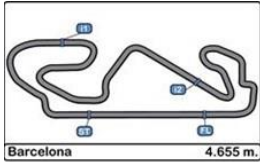
Ideal Lap	
0'29.540	0'29.540
1'07.120	0'37.580
1'39.758	0'32.638

Ideal Lap	
0'29.247	0'29.247
1'06.745	0'37.498
1'39.099	0'32.354

Ideal Lap	
0'29.537	0'29.537
1'07.383	0'37.846
1'40.220	0'32.837

Ideal Lap	
0'29.487	0'29.487
1'07.206	0'37.719
1'39.811	0'32.605

Ideal Best Lap	
0'29.096	0'29.096
1'06.465	0'37.369
1'38.660	0'32.195



Circuit de Barcelona Catalunya
Euroformula Open
Private Test 4

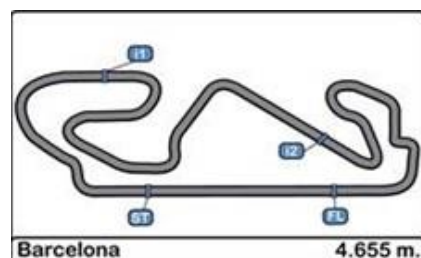
Lap Analysis

26/10/2017

Number	77		
Lap	Lap Time	Partial	Speed
1ª - 1	3'16.022	3'16.022	160.954
1ª - 2	3'58.284	0'42.262	
1ª - 3	4'37.576	0'39.292	
2ª - 1	0'31.138	0'31.138	230.770
2ª - 2	1'10.906	0'39.768	
2ª - 3	1'44.502	0'33.596	
3ª - 1	0'30.075	0'30.075	231.760
3ª - 2	1'08.667	0'38.592	
3ª - 3	1'41.893	0'33.226	
4ª - 1	0'30.031	0'30.031	232.759
4ª - 2	1'08.328	0'38.297	
4ª - 3	1'41.314	0'32.986	
5ª - 1	0'29.859	0'29.859	234.274
5ª - 2	1'08.171	0'38.312	
5ª - 3	1'40.970	0'32.799	
6ª - 1	0'29.756	0'29.756	234.783
6ª - 2	1'08.044	0'38.288	
6ª - 3	1'41.094	0'33.050	
7ª - 1	0'29.743	0'29.743	234.783
7ª - 2	1'07.858	0'38.115	
7ª - 3	1'40.789	0'32.931	
8ª - 1	0'29.600	0'29.600	235.808
8ª - 2	1'07.777	0'38.177	
8ª - 3	1'41.126	0'33.349	
9ª - 1	0'29.727	0'29.727	235.808
9ª - 2	1'07.939	0'38.212	
9ª - 3	1'50.365	0'42.426	PIT
10ª - 1			
10ª - 2			
10ª - 3			
11ª - 1			
11ª - 2			
11ª - 3			
12ª - 1			
12ª - 2			
12ª - 3			
13ª - 1			
13ª - 2			
13ª - 3			

Ideal Lap	
0'29.600	0'29.600
1'07.715	0'38.115
1'40.514	0'32.799

Ideal Best Lap	
0'29.096	0'29.096
1'06.465	0'37.369
1'38.660	0'32.195



Circuit de Barcelona Catalunya

Euroformula Open

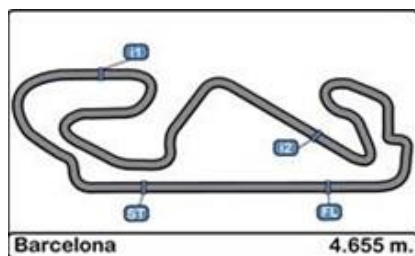
Private Test 4

Best Sectors Results

26/10/2017

Sector - 1		Sector - 2		Sector - 3		Ideal Lap vs Best Lap					
Ord.	Nº Driver	Time	Nº Driver	Time	Nº Driver	Time	Ord.	Nº Driver	Ideal Lap	Best Lap	Ord.
1	17 Devlin De Francesco	29.096	17 Devlin De Francesco	37.369	17 Devlin De Francesco	32.195	1	17 Devlin De Francesco	1'38.660	1'38.786	1
2	42 Eliseo Martinez	29.247	16 Nikita Troitskiy	37.385	16 Nikita Troitskiy	32.236	2	16 Nikita Troitskiy	1'38.943	1'38.943	2
3	24 Ameya Vaidyanathan	29.255	24 Ameya Vaidyanathan	37.487	42 Eliseo Martinez	32.354	3	42 Eliseo Martinez	1'39.099	1'39.259	4
4	7 Jannes Fittje	29.272	42 Eliseo Martinez	37.498	10 Felipe Drugovich	32.384	4	24 Ameya Vaidyanathan	1'39.210	1'39.259	3
5	16 Nikita Troitskiy	29.322	34 Matheus Iorio	37.580	24 Ameya Vaidyanathan	32.468	5	10 Felipe Drugovich	1'39.547	1'39.657	5
6	1 Cameron Das	29.330	20 Petru Florescu	37.588	19 Ben Hingeley	32.525	6	19 Ben Hingeley	1'39.618	1'39.732	7
7	20 Petru Florescu	29.457	19 Ben Hingeley	37.593	12 Christian Hahn	32.535	7	20 Petru Florescu	1'39.652	1'39.859	10
8	8 Lodovico Laurini	29.470	10 Felipe Drugovich	37.653	1 Cameron Das	32.583	8	1 Cameron Das	1'39.660	1'39.726	6
9	55 Joey Mawson	29.487	2 Thiago Vivacqua	37.682	2 Thiago Vivacqua	32.603	9	7 Jannes Fittje	1'39.674	1'39.851	9
10	19 Ben Hingeley	29.500	11 Alex Karkosik	37.691	55 Joey Mawson	32.605	10	34 Matheus Iorio	1'39.758	1'39.819	8
11	10 Felipe Drugovich	29.510	7 Jannes Fittje	37.701	20 Petru Florescu	32.607	11	55 Joey Mawson	1'39.811	1'39.943	11
12	3 Simo Laaksonen	29.511	55 Joey Mawson	37.719	34 Matheus Iorio	32.638	12	2 Thiago Vivacqua	1'39.846	1'40.174	13
13	11 Alex Karkosik	29.531	1 Cameron Das	37.747	8 Lodovico Laurini	32.655	13	8 Lodovico Laurini	1'39.872	1'40.289	16
14	43 Pedro Cardoso	29.537	8 Lodovico Laurini	37.747	22 Daniil Pronenko	32.663	14	12 Christian Hahn	1'39.895	1'40.238	15
15	34 Matheus Iorio	29.540	12 Christian Hahn	37.778	7 Jannes Fittje	32.701	15	11 Alex Karkosik	1'39.966	1'40.164	12
16	2 Thiago Vivacqua	29.561	4 Lorenzo Colombo	37.826	4 Lorenzo Colombo	32.727	16	3 Simo Laaksonen	1'40.125	1'40.233	14
17	12 Christian Hahn	29.582	43 Pedro Cardoso	37.846	11 Alex Karkosik	32.744	17	4 Lorenzo Colombo	1'40.137	1'40.291	17
18	4 Lorenzo Colombo	29.584	3 Simo Laaksonen	37.858	14 Tarun Reddy	32.746	18	43 Pedro Cardoso	1'40.220	1'40.389	18
19	14 Tarun Reddy	29.596	14 Tarun Reddy	37.883	3 Simo Laaksonen	32.756	19	14 Tarun Reddy	1'40.225	1'40.455	19
20	77 Guilherme Samaia	29.600	77 Guilherme Samaia	38.115	77 Guilherme Samaia	32.799	20	22 Daniil Pronenko	1'40.482	1'40.534	20
21	22 Daniil Pronenko	29.676	22 Daniil Pronenko	38.143	43 Pedro Cardoso	32.837	21	77 Guilherme Samaia	1'40.514	1'40.789	21





Circuito de Barcelona Catalunya

Euroformula Open

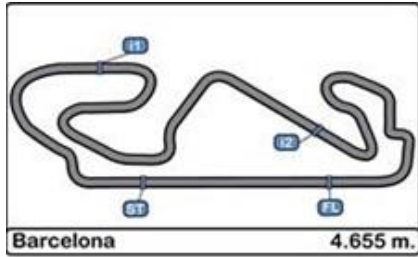
Private Test 4

Best Top Speeds

26/10/2017

Ord.	Nº	Entrant	Nat.	Driver	Nat.	Cat.	Cla.	Chassis	Team	Top 1		Top 2		Top 3		Top 4		Top 5		Avg.
										Km/h	Lap	Km/h	Lap	Km/h	Lap	Km/h	Lap	Km/h	Lap	
1	10	RP Motorsport	ITA	Felipe Drugovich	GBR	R	1º	Dallara F312		241.611	10	240.000	5	238.411	9	237.363	2	236.842	4	238.845
2	7	RP Motorsport	ITA	Jannes Fittje	DEU	R	2º	Dallara F312		240.000	10	237.885	9	237.885	11	236.842	5	236.842	12	237.891
3	17	Carlin Motorsport	GBR	Devlin De Francesco	CAN	R	3º	Dallara F312		237.885	5	236.842	4	236.842	12	236.324	11	235.808	7	236.740
4	20	Fortec Motorsports	GBR	Petru Florescu	ROU	R	4º	Dallara F312		237.885	12	235.808	11	234.783	10	233.766	4	233.766	5	235.202
5	16	Drivex School	ESP	Nikita Troitskiy	RUS	R	5º	Dallara F312		237.363	4	234.273	6	233.261	5	232.258	11	231.760	3	233.783
6	42	RACE	ESP	Eliseo Martinez	ESP	R	6º	Dallara F312		237.363	5	236.842	4	236.842	10	236.842	12	236.324	9	236.843
7	43	RACE	ESP	Pedro Cardoso	BRA			Dallara F312		237.363	4	237.363	5	236.842	12	236.842	10	236.842	11	237.050
8	2	Campos Racing	ESP	Thiago Vivacqua	BRA			Dallara F312		236.842	9	235.294	10	234.783	11	234.273	8	234.273	12	235.093
9	3	Campos Racing	ESP	Simo Laaksonen	FIN	R	7º	Dallara F312		236.842	6	233.766	9	233.261	5	232.759	8	232.258	4	233.777
10	8	RP Motorsport	ITA	Lodovico Laurini	ITA	R	8º	Dallara F312		236.842	12	236.842	11	236.324	10	235.808	7	235.294	3	236.222
11	11	RP Motorsport	ITA	Alex Karkosik	POL	R	9º	Dallara F312		236.842	7	236.324	6	235.294	4	235.294	5	234.273	3	235.605
12	24	Carlin Motorsport	GBR	Ameya Vaidyanathan	IND			Dallara F312		236.842	13	236.324	12	235.808	11	234.783	5	234.783	6	235.708
13	1	Campos Racing	ESP	Cameron Das	USA			Dallara F312		236.324	6	235.294	14	235.294	5	234.783	12	234.783	13	235.295
14	14	Drivex School	ESP	Tarun Reddy	IND	R	10º	Dallara F312		236.324	10	234.783	5	234.273	6	233.261	8	232.759	4	234.280
15	19	Fortec Motorsports	GBR	Ben Hingeley	GBR			Dallara F312		235.808	8	235.808	9	235.294	10	234.783	4	234.273	7	235.193
16	55	BVM Racing	ITA	Joey Mawson	AUS			Dallara F312		235.808	10	234.783	8	234.783	9	232.258	7	231.760	3	233.878
17	77	Carlin Motorsport	GBR	Guilherme Samaia	BRA			Dallara F312		235.808	10	235.808	9	234.783	7	234.783	8	234.273	6	235.091
18	34	Campos Racing	ESP	Matheus Iorio	BRA			Dallara F312		234.273	10	233.766	3	233.766	5	233.766	9	232.759	4	233.666
19	4	Campos Racing	ESP	Lorenzo Colombo	ITA	R	11º	Dallara F312		233.766	4	233.766	3	233.261	10	233.261	11	232.258	6	233.263
20	12	Drivex School	ESP	Christian Hahn	BRA			Dallara F312		233.766	10	233.766	11	233.261	12	232.759	9	232.759	3	233.262
21	22	BVM Racing	ITA	Daniil Pronenko	RUS			Dallara F312		233.766	8	233.261	7	232.258	10	232.258	9	230.769	4	232.463





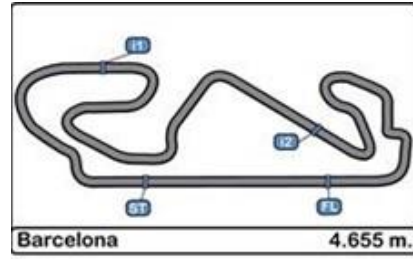
Circuito de Barcelona Catalunya
Euroformula Open
Private Test 4

Fastest Lap Sequence

26/10/2017

<u>Time of Day</u>	<u>Session Time</u>	<u>Nº</u>	<u>Entrant</u>	<u>Nat.</u>	<u>Driver</u>	<u>Nat.</u>	<u>Cat.</u>	<u>Chassis</u>	<u>Team</u>	<u>Time</u>	<u>Km/h</u>	<u>Lap</u>
18:08'38.075	3'33.343	1	Campos Racing	ESP	Cameron Das	USA		Dallara F312	Campos Racing	1'42.953	162.773	2
18:08'48.691	3'43.836	34	Campos Racing	ESP	Matheus Iorio	BRA		Dallara F312	Campos Racing	1'42.690	163.190	2
18:10'19.586	5'14.745	1	Campos Racing	ESP	Cameron Das	USA		Dallara F312	Campos Racing	1'41.402	165.263	3
18:10'27.892	5'23.054	17	Carlin Motorsport	GBR	Devlin De Francesco	CAN	R	Dallara F312	Carlin Motorsport	1'40.420	166.879	3
18:12'07.606	7'02.779	17	Carlin Motorsport	GBR	Devlin De Francesco	CAN	R	Dallara F312	Carlin Motorsport	1'39.725	168.042	4
18:15'30.454	10'25.705	17	Carlin Motorsport	GBR	Devlin De Francesco	CAN	R	Dallara F312	Carlin Motorsport	1'39.697	168.089	6
18:23'54.807	18'50.095	10	RP Motorsport	ITA	Felipe Drugovich	GBR	R	Dallara F312	RP Motorsport	1'39.657	168.157	8
18:25'42.404	20'37.666	17	Carlin Motorsport	GBR	Devlin De Francesco	CAN	R	Dallara F312	Carlin Motorsport	1'38.977	169.312	10
18:27'21.259	22'16.452	17	Carlin Motorsport	GBR	Devlin De Francesco	CAN	R	Dallara F312	Carlin Motorsport	1'38.786	169.639	11



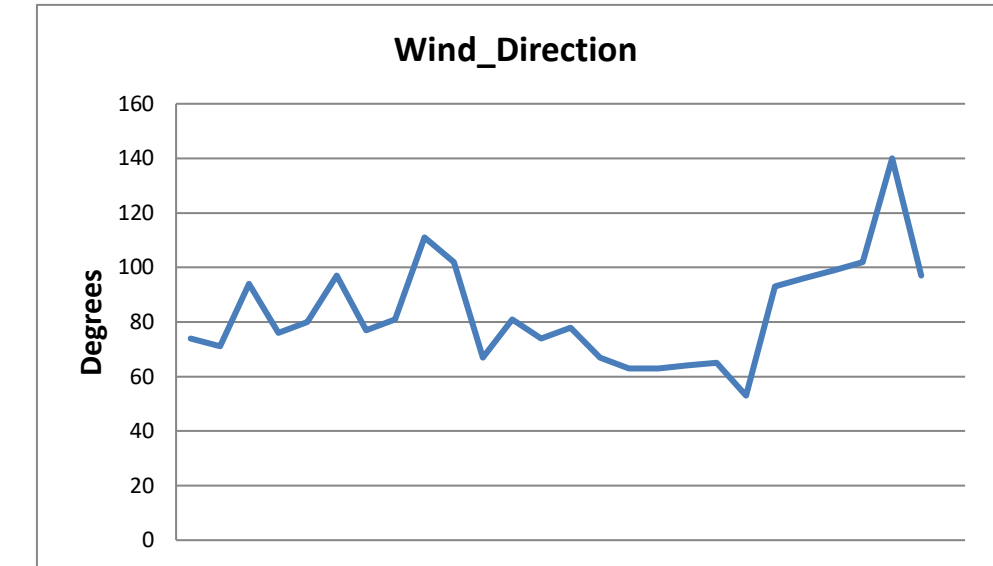
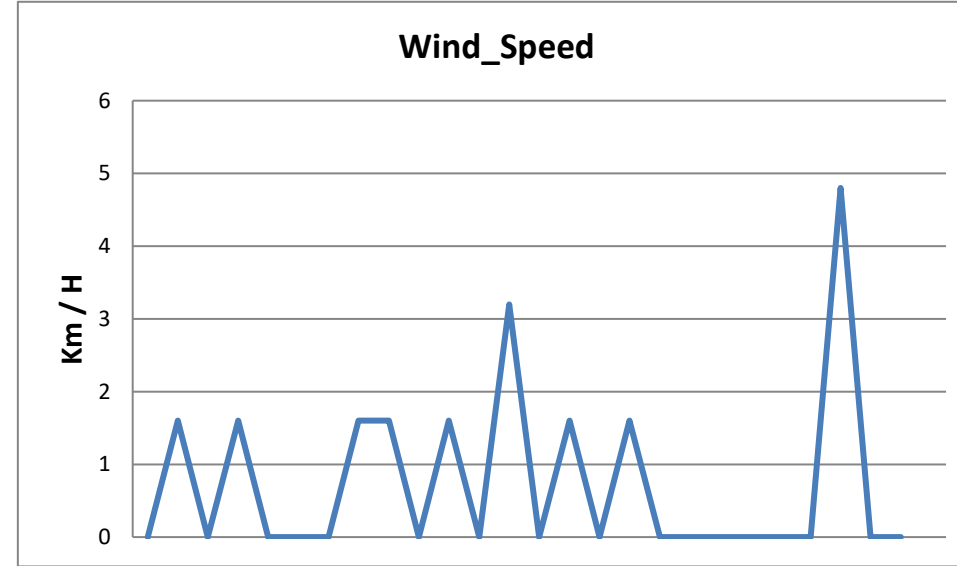
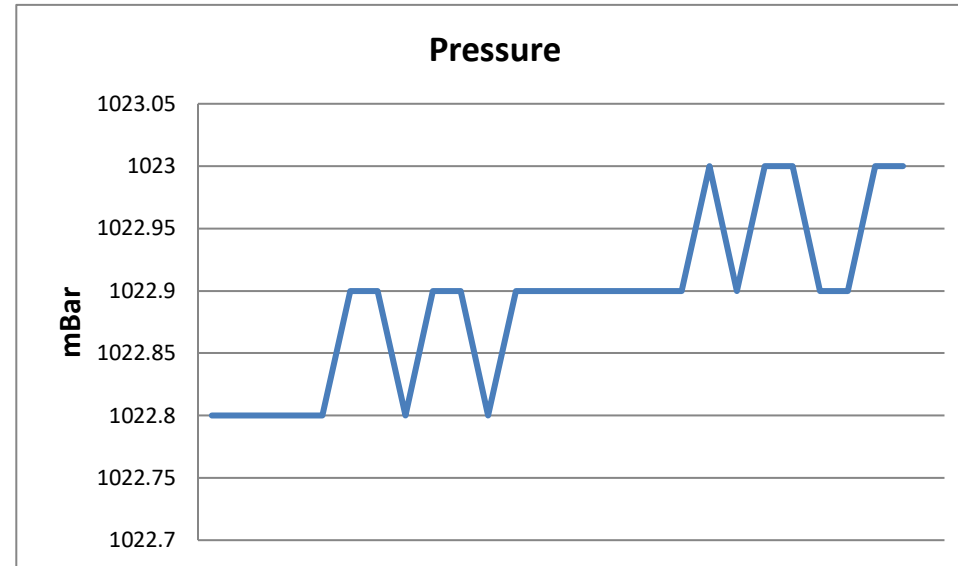
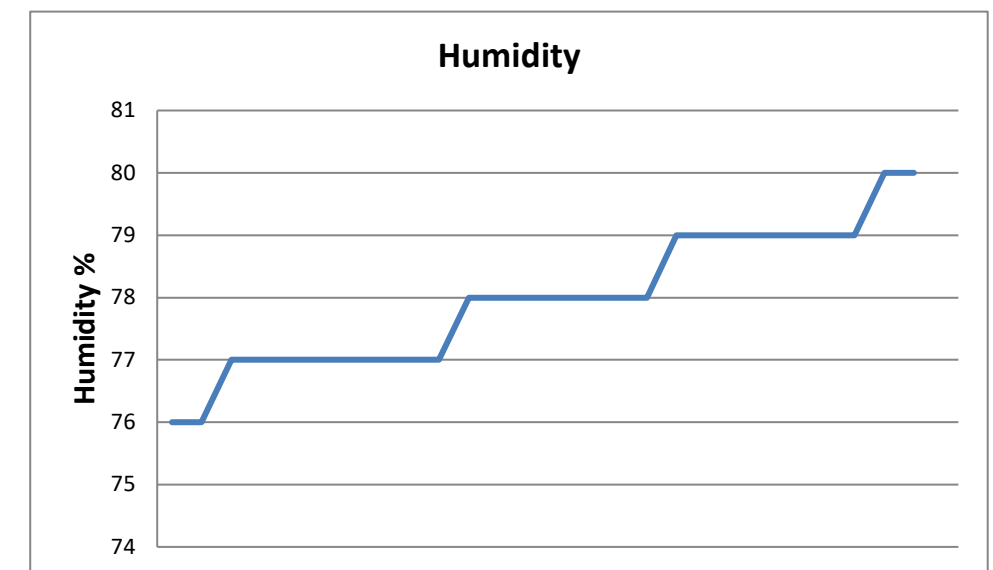
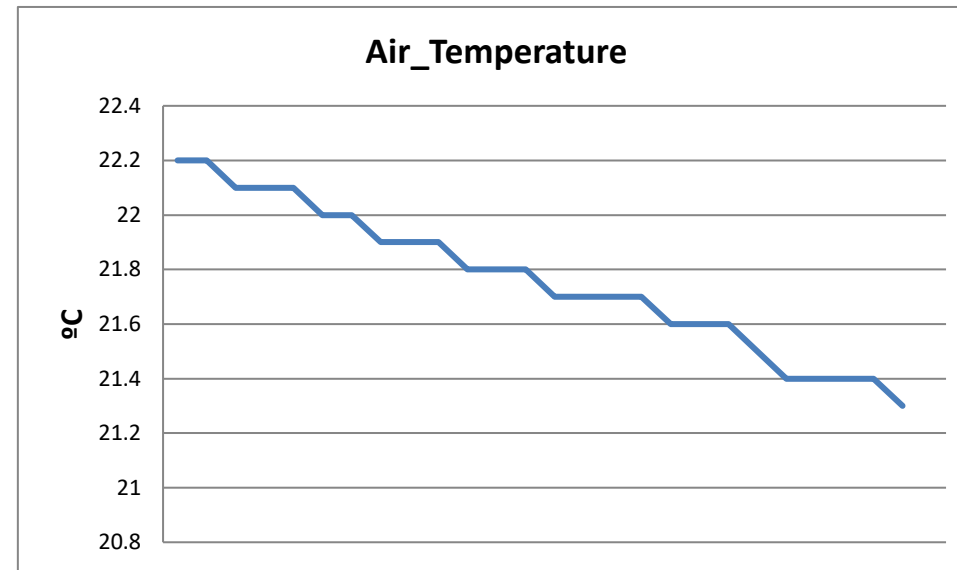
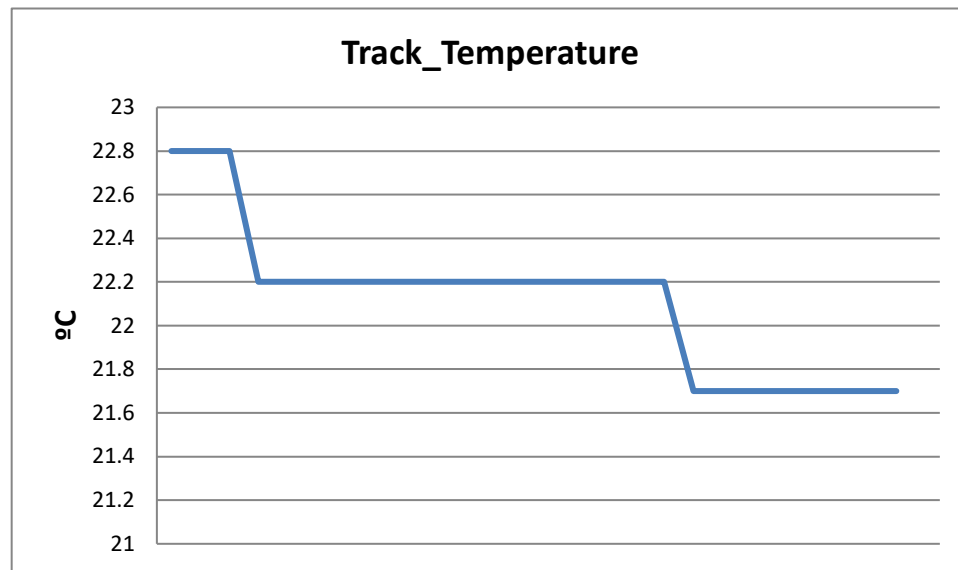


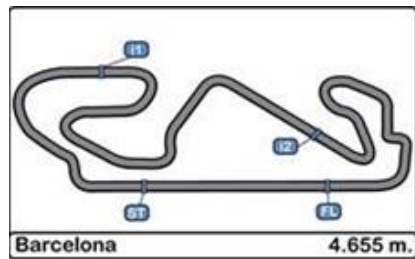
Circuito de Barcelona Catalunya
Euroformula Open
Private Test 4

Weather Report

26/10/2017

Track Status **DRY**





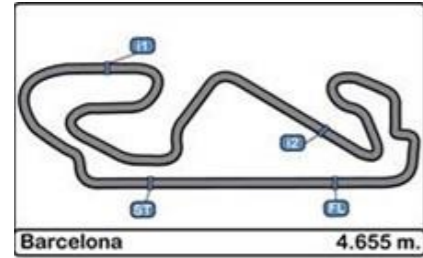
Circuito de Barcelona Catalunya Euroformula Open

Event Maximum Speed

26/10/2017

Ord.	Nº	Entrant	Nat.	Driver	Nat.	Cat.	Cla.	Chassis	Team	Km/h	Lap	Session
1	17	Carlin Motorsport	GBR	Devlin De Francesco	CAN	R	1º	Dallara F312	Carlin Motorsport	244.344	10	Private Test 2
2	4	Campos Racing	ESP	Lorenzo Colombo	ITA	R	2º	Dallara F312	Campos Racing	243.244	21	Private Test 1
3	10	RP Motorsport	ITA	Felipe Drugovich	GBR	R	3º	Dallara F312	RP Motorsport	241.611	10	Private Test 4
4	7	RP Motorsport	ITA	Jannes Fittje	DEU	R	4º	Dallara F312	RP Motorsport	240.000	10	Private Test 4
5	11	RP Motorsport	ITA	Alex Karkosik	POL	R	5º	Dallara F312	RP Motorsport	238.939	25	Private Test 1
6	55	BVM Racing	ITA	Joey Mawson	AUS			Dallara F312	BVM Racing	238.939	6	Private Test 2
7	77	Carlin Motorsport	GBR	Guilherme Samaia	BRA			Dallara F312	Carlin Motorsport	238.939	8	Private Test 2
8	16	Drivex School	ESP	Nikita Troitskiy	RUS	R	6º	Dallara F312	Drivex School	238.411	15	Private Test 3
9	24	Carlin Motorsport	GBR	Ameya Vaidyanathan	IND			Dallara F312	Carlin Motorsport	238.411	16	Private Test 2
10	8	RP Motorsport	ITA	Lodovico Laurini	ITA	R	7º	Dallara F312	RP Motorsport	237.886	29	Private Test 1
11	20	Fortec Motorsports	GBR	Petru Florescu	ROU	R	8º	Dallara F312	Fortec Motorsports	237.886	12	Private Test 4
12	43	RACE	ESP	Pedro Cardoso	BRA			Dallara F312	Teo Martin Motorsport	237.886	30	Private Test 1
13	1	Campos Racing	ESP	Cameron Das	USA			Dallara F312	Campos Racing	237.363	15	Private Test 3
14	42	RACE	ESP	Eliseo Martinez	ESP	R	9º	Dallara F312	Teo Martin Motorsport	237.363	5	Private Test 4
15	2	Campos Racing	ESP	Thiago Vivacqua	BRA			Dallara F312	Campos Racing	236.843	9	Private Test 4
16	3	Campos Racing	ESP	Simo Laaksonen	FIN	R	10º	Dallara F312	Campos Racing	236.843	6	Private Test 4
17	14	Drivex School	ESP	Tarun Reddy	IND	R	11º	Dallara F312	Drivex School	236.324	10	Private Test 4
18	22	BVM Racing	ITA	Daniil Pronenko	RUS			Dallara F312	BVM Racing	236.324	5	Private Test 3
19	19	Fortec Motorsports	GBR	Ben Hingeley	GBR			Dallara F312	Fortec Motorsports	235.808	8	Private Test 4
20	34	Campos Racing	ESP	Matheus Iorio	BRA			Dallara F312	Campos Racing	234.783	32	Private Test 1
21	12	Drivex School	ESP	Christian Hahn	BRA			Dallara F312	Drivex School	234.274	32	Private Test 1





Circuito de Barcelona Catalunya Euroformula Open

PRIVATE TESTS RESULTS

26/10/2017

Ord.	Nº	Entrant	Nat.	Driver	Nat.	Cat.	Cla.	Chassis	Team	Laps	Laps1	BL1	Time-1	Laps2	BL2	Time-2	Laps	BL3	Time-3	Laps4	BL4	Time-4	Best	Km/h
1	17	Carlin Motorsport	GBR	Devlin De Francesco	CAN	R	1º	Dallara F312	Carlin Motorsport	93	40	37	1'39.032	18	11	1'40.078	22	20	1'39.776	13	11	1'38.786	1'38.786	169.639
2	16	Drivex School	ESP	Nikita Troitskiy	RUS	R	2º	Dallara F312	Drivex School	81	32	27	1'38.923	19	5	1'39.988	17	12	1'39.256	13	11	1'38.943	1'38.923	169.404
3	24	Carlin Motorsport	GBR	Ameya Vaidyanathan	IND			Dallara F312	Carlin Motorsport	99	40	38	1'39.202	24	23	1'40.503	22	21	1'40.392	13	12	1'39.259	1'39.202	168.928
4	42	RACE	ESP	Eliseo Martinez	ESP	R	3º	Dallara F312	Teo Martin Motorsport	72	31	30	1'39.836	17	6	1'40.315	12	9	1'40.257	12	11	1'39.259	1'39.259	168.831
5	4	Campos Racing	ESP	Lorenzo Colombo	ITA	R	4º	Dallara F312	Campos Racing	80	29	27	1'39.298	21	9	1'40.602	19	14	1'39.369	11	10	1'40.291	1'39.298	168.765
6	55	BVM Racing	ITA	Joey Mawson	AUS			Dallara F312	BVM Racing	76	32	30	1'39.595	18	3	1'40.192	16	14	1'40.432	10	8	1'39.943	1'39.595	168.261
7	2	Campos Racing	ESP	Thiago Vivacqua	BRA			Dallara F312	Campos Racing	75	31	30	1'39.650	14	4	1'40.958	18	13	1'41.083	12	8	1'40.174	1'39.650	168.169
8	10	RP Motorsport	ITA	Felipe Drugovich	GBR	R	5º	Dallara F312	RP Motorsport	64	30	25	1'39.689	14	13	1'40.254	10	9	1'39.901	10	8	1'39.657	1'39.657	168.157
9	19	Fortec Motorsports	GBR	Ben Hingeley	GBR			Dallara F312	Fortec Motorsports	74	37	31	1'39.684	15	14	1'40.317	10	10	1'40.239	12	9	1'39.732	1'39.684	168.111
10	20	Fortec Motorsports	GBR	Petru Florescu	ROU	R	6º	Dallara F312	Fortec Motorsports	78	32	30	1'39.796	19	7	1'40.877	13	11	1'39.710	14	11	1'39.859	1'39.710	168.067
11	1	Campos Racing	ESP	Cameron Das	USA			Dallara F312	Campos Racing	81	29	21	1'41.000	19	14	1'40.569	19	17	1'39.940	14	12	1'39.726	1'39.726	168.040
12	3	Campos Racing	ESP	Simo Laaksonen	FIN	R	7º	Dallara F312	Campos Racing	71	31	30	1'39.726	17	9	1'40.609	14	13	1'40.194	9	8	1'40.233	1'39.726	168.040
13	7	RP Motorsport	ITA	Jannes Fittje	DEU	R	8º	Dallara F312	RP Motorsport	84	32	27	1'39.829	18	16	1'40.265	21	19	1'39.795	13	11	1'39.851	1'39.795	167.924
14	34	Campos Racing	ESP	Matheus Iorio	BRA			Dallara F312	Campos Racing	82	33	25	1'40.607	20	12	1'41.029	16	12	1'40.946	13	12	1'39.819	1'39.819	167.884
15	14	Drivex School	ESP	Tarun Reddy	IND	R	9º	Dallara F312	Drivex School	63	26	21	1'39.834	14	9	1'40.927	12	8	1'40.933	11	4	1'40.455	1'39.834	167.859
16	11	RP Motorsport	ITA	Alex Karkosik	POL	R	10º	Dallara F312	RP Motorsport	60	28	27	1'39.951	12	11	1'40.424	13	11	1'40.008	7	6	1'40.164	1'39.951	167.662
17	43	RACE	ESP	Pedro Cardoso	BRA			Dallara F312	Teo Martin Motorsport	74	37	31	1'40.483	14	9	1'40.893	10	10	1'40.011	13	12	1'40.389	1'40.011	167.562
18	77	Carlin Motorsport	GBR	Guilherme Samaia	BRA			Dallara F312	Carlin Motorsport	86	39	37	1'40.130	16	7	1'41.436	21	18	1'40.192	10	8	1'40.789	1'40.130	167.362
19	12	Drivex School	ESP	Christian Hahn	BRA			Dallara F312	Drivex School	78	32	32	1'40.465	18	9	1'41.123	15	6	1'41.039	13	10	1'40.238	1'40.238	167.182
20	8	RP Motorsport	ITA	Lodovico Laurini	ITA	R	11º	Dallara F312	RP Motorsport	77	35	28	1'40.532	14	13	1'40.904	16	13	1'40.430	12	10	1'40.289	1'40.289	167.097
21	22	BVM Racing	ITA	Daniil Pronenko	RUS			Dallara F312	BVM Racing	74	28	27	1'41.515	20	18	1'41.067	16	5	1'41.654	10	7	1'40.534	1'40.534	166.690

Published at:.....

Stewards: 	Race Director: 	Timekeeper: 
----------------------	---------------------------	---