

Silverstone Euroformula Open Free Practice 1

Results

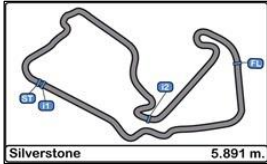
01/09/2017

Ord.	Nº	Entrant	Nat.	Driver	Nat.	Cat.	Cl.	Chassis	Team	Laps	Best	Time	Gap	Interval	Km/h
1	17	Carlin Motorsport	GBR	Devlin De Francesco	CAN	R	1º	Dallara F312	Carlin Motorsport	12	11	1'54.190			185.722
2	2	Campos Racing	ESP	Thiago Vivacqua	BRA			Dallara F312	Campos Racing	11	10	1'54.433	0"243	0"243	185.328
3	10	RP Motorsport	ITA	Harrison Scott	GBR			Dallara F312	RP Motorsport	12	9	1'54.926	0"736	0"493	184.533
4	24	Carlin Motorsport	GBR	Ameya Vaidyanathan	IND			Dallara F312	Carlin Motorsport	11	10	1'54.992	0"802	0"066	184.427
5	1	Campos Racing	ESP	Cameron Das	USA			Dallara F312	Campos Racing	11	10	1'55.078	0"888	0"086	184.289
6	77	Carlin Motorsport	GBR	Guilherme Samaia	BRA			Dallara F312	Carlin Motorsport	12	10	1'55.306	1"116	0"228	183.925
7	16	Drivex School	ESP	Nikita Troitskiy	RUS	R	2º	Dallara F312	Drivex School	10	9	1'55.368	1"178	0"062	183.826
8	20	Fortec Motorsports	GBR	Petru Florescu	ROU	R	3º	Dallara F312	Fortec Motorsports	10	8	1'55.378	1"188	0"010	183.810
9	19	Fortec Motorsports	GBR	Ben Hingeley	GBR			Dallara F312	Fortec Motorsports	8	7	1'55.490	1"300	0"112	183.631
10	42	RACE	ESP	Eliseo Martinez	ESP	R	4º	Dallara F312	Teo Martin Motorsport	12	10	1'55.615	1"425	0"125	183.433
11	14	Drivex School	ESP	Tarun Reddy	IND	R	5º	Dallara F312	Drivex School	8	5	1'55.616	1"426	0"001	183.431
12	34	Campos Racing	ESP	Matheus Iorio	BRA			Dallara F312	Campos Racing	10	6	1'55.709	1"519	0"093	183.284
13	18	Fortec Motorsports	GBR	Jannes Fittje	DEU	R	6º	Dallara F312	Fortec Motorsports	12	11	1'56.367	2"177	0"658	182.248
14	3	Campos Racing	ESP	Simo Laaksonen	FIN	R	7º	Dallara F312	Campos Racing	12	6	1'56.380	2"190	0"013	182.227
15	11	RP Motorsport	ITA	Alex Karkosik	POL	R	8º	Dallara F312	RP Motorsport	12	10	1'56.564	2"374	0"184	181.940
16	12	Drivex School	ESP	Christian Hahn	BRA			Dallara F312	Drivex School	11	10	1'56.768	2"578	0"204	181.622
17	43	RACE	ESP	Pedro Cardoso	BRA			Dallara F312	Teo Martin Motorsport	6	6	1'57.133	2"943	0"365	181.056
18	8	RP Motorsport	ITA	Lodovico Laurini	ITA	R	9º	Dallara F312	RP Motorsport	12	9	1'57.244	3"054	0"111	180.884

Published at:.....

Track Status **DRY**

Stewards:	Race Director:	Timekeeper: 
-----------	----------------	--



**Silverstone
Euroformula Open
Free Practice 1**

LAP ANALYSIS

01/09/2017

Number	1			2			3			8			10			
	Lap	Lap Time	Partial	Speed	Lap Time	Partial	Speed	Lap Time	Partial	Speed	Lap Time	Partial	Speed	Lap Time	Partial	Speed
1 ^a - 1	0'36.554	0'36.554		225.942	0'37.049	0'37.049	225.000	0'37.451	0'37.451	222.223	0'38.402	0'38.402	224.533	0'37.552	0'37.552	192.514
1 ^a - 2	1'28.018	0'51.464			1'29.546	0'52.497		1'30.696	0'53.245		1'33.047	0'54.645		1'31.011	0'53.459	
1 ^a - 3	1'59.328	0'31.310			2'01.433	0'31.887		2'02.534	0'31.838		2'05.554	0'32.507		2'03.159	0'32.148	
2 ^a - 1	0'34.727	0'34.727		227.849	0'34.822	0'34.822	229.300	0'35.373	0'35.373	229.300	0'36.398	0'36.398	226.891	0'34.604	0'34.604	232.259
2 ^a - 2	1'25.655	0'50.928			1'26.157	0'51.335		1'27.065	0'51.692		1'28.827	0'52.429		1'25.658	0'51.054	
2 ^a - 3	1'56.998	0'31.343			1'57.807	0'31.650		1'58.704	0'31.639		2'00.692	0'31.865		1'57.030	0'31.372	
3 ^a - 1	0'34.497	0'34.497		227.849	0'38.419	0'38.419	209.709	0'35.033	0'35.033	228.330	0'35.490	0'35.490	226.891	0'34.237	0'34.237	229.788
3 ^a - 2	1'24.857	0'50.360			1'30.129	0'51.710		1'25.945	0'50.912		1'29.261	0'53.771		1'24.751	0'50.514	
3 ^a - 3	1'55.667	0'30.810			2'01.580	0'31.451		1'57.246	0'31.301		2'00.898	0'31.637		1'55.878	0'31.127	
4 ^a - 1	0'34.130	0'34.130		230.278	0'34.226	0'34.226	228.814	0'35.018	0'35.018	228.814	0'35.461	0'35.461	228.330	0'34.117	0'34.117	230.278
4 ^a - 2	1'24.202	0'50.072			1'25.189	0'50.963		1'25.793	0'50.775		1'26.746	0'51.285		1'24.376	0'50.259	
4 ^a - 3	1'55.225	0'31.023			1'56.496	0'31.307		1'57.041	0'31.248		1'58.114	0'31.368		1'55.487	0'31.111	
5 ^a - 1	0'34.335	0'34.335		228.814	0'34.057	0'34.057	230.278	0'34.660	0'34.660	230.278	0'35.208	0'35.208	227.369	0'33.983	0'33.983	231.264
5 ^a - 2	1'24.490	0'50.155			1'24.852	0'50.795		1'25.067	0'50.407		1'26.496	0'51.288		1'24.058	0'50.075	
5 ^a - 3	1'55.418	0'30.928			2'07.545	0'42.693	PIT	1'56.380	0'31.313		1'58.017	0'31.521		1'55.182	0'31.124	
6 ^a - 1	0'34.135	0'34.135		229.300	8'32.049	8'32.049	189.142	0'34.579	0'34.579	229.788	0'35.389	0'35.389	228.814	0'33.875	0'33.875	232.759
6 ^a - 2	1'24.245	0'50.110			9'26.875	0'54.826		1'25.297	0'50.718		1'28.581	0'53.192		1'24.330	0'50.455	
6 ^a - 3	2'06.577	0'42.332		PIT	10'00.469	0'33.594		2'03.625	0'38.328	PIT	2'17.476	0'48.895	PIT	2'01.104	0'36.774	PIT
7 ^a - 1	6'19.172	6'19.172		219.513	0'34.580	0'34.580	229.788	6'24.173	6'24.173	215.569	4'49.582	4'49.582	227.369	5'41.259	5'41.259	222.681
7 ^a - 2	7'12.098	0'52.926			1'24.733	0'50.153		7'21.598	0'57.425		5'40.904	0'51.322		6'32.994	0'51.735	
7 ^a - 3	7'47.610	0'35.512			1'55.619	0'30.886		7'54.838	0'33.240		6'12.431	0'31.527		7'05.837	0'32.843	
8 ^a - 1	0'34.997	0'34.997		228.330	0'33.844	0'33.844	231.264	0'36.767	0'36.767	226.416	0'35.144	0'35.144	231.760	0'33.915	0'33.915	232.259
8 ^a - 2	1'25.679	0'50.682			1'23.689	0'49.845		1'28.147	0'51.380		1'25.972	0'50.828		1'23.851	0'49.936	
8 ^a - 3	1'56.687	0'31.008			1'54.497	0'30.808		1'59.370	0'31.223		1'57.244	0'31.272		1'54.926	0'31.075	
9 ^a - 1	0'34.110	0'34.110		227.849	0'33.736	0'33.736	229.788	0'34.457	0'34.457	230.278	0'34.820	0'34.820	230.770	0'34.346	0'34.346	228.330
9 ^a - 2	1'24.205	0'50.095			1'23.528	0'49.792		1'25.031	0'50.574		1'26.078	0'51.258		1'24.641	0'50.295	
9 ^a - 3	1'55.078	0'30.873			1'54.433	0'30.905		2'00.592	0'35.561		1'57.526	0'31.448		1'55.505	0'30.864	
10 ^a - 1	0'34.246	0'34.246		227.369	0'34.548	0'34.548	227.369	0'38.770	0'38.770	207.693	0'35.019	0'35.019	228.814	0'33.824	0'33.824	230.770
10 ^a - 2	1'24.122	0'49.876			1'26.922	0'52.374		1'30.431	0'51.661		1'26.578	0'51.559		1'23.969	0'50.145	
10 ^a - 3	2'03.638	0'39.516		PIT	2'10.310	0'43.388	PIT	2'02.034	0'31.603		1'58.049	0'31.471		1'54.989	0'31.020	
11 ^a - 1								0'39.210	0'39.210	208.093	0'35.365	0'35.365	227.849	0'33.856	0'33.856	232.259
11 ^a - 2								1'32.070	0'52.860		1'26.376	0'51.011		1'24.380	0'50.524	
11 ^a - 3								2'11.662	0'39.592	PIT	2'05.707	0'39.331	PIT	2'03.435	0'39.055	PIT

Ideal Lap	
0'34.110	0'34.110
1'23.986	0'49.876
1'54.796	0'30.810

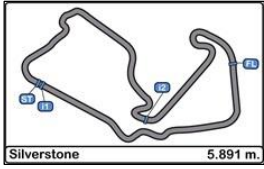
Ideal Lap	
0'33.736	0'33.736
1'23.528	0'49.792
1'54.336	0'30.808

Ideal Lap	
0'34.457	0'34.457
1'24.864	0'50.407
1'56.087	0'31.223

Ideal Lap	
0'34.820	0'34.820
1'25.648	0'50.828
1'56.920	0'31.272

Ideal Lap	
0'33.824	0'33.824
1'23.760	0'49.936
1'54.624	0'30.864

Ideal Best Lap	
0'33.641	0'33.641
1'23.298	0'49.657
1'54.036	0'30.738



**Silverstone
Euroformula Open
Free Practice 1**

LAP ANALYSIS

01/09/2017

Number	11			12			14			16			17			
	Lap	Lap Time	Partial	Speed	Lap Time	Partial	Speed	Lap Time	Partial	Speed	Lap Time	Partial	Speed	Lap Time	Partial	Speed
1 ^a - 1	0'38.245	0'38.245		228.814	0'38.490	0'38.490	223.603	0'37.084	0'37.084	220.409	0'35.552	0'35.552	227.849	0'35.940	0'35.940	224.533
1 ^a - 2	1'32.880	0'54.635			1'33.041	0'54.551		1'28.515	0'51.431		1'27.369	0'51.817		1'27.678	0'51.738	
1 ^a - 3	2'05.279	0'32.399			2'05.555	0'32.514		2'00.535	0'32.020		1'59.475	0'32.106		1'59.101	0'31.423	
2 ^a - 1	0'38.079	0'38.079		229.788	0'36.364	0'36.364	224.533	0'34.628	0'34.628	227.849	0'40.060	0'40.060	227.369	0'34.795	0'34.795	231.264
2 ^a - 2	1'31.628	0'53.549			1'28.940	0'52.576		1'25.156	0'50.528		1'31.747	0'51.687		1'25.534	0'50.739	
2 ^a - 3	2'03.434	0'31.806			2'00.938	0'31.998		1'56.155	0'30.999		2'03.413	0'31.666		1'56.708	0'31.174	
3 ^a - 1	0'35.968	0'35.968		229.788	0'35.903	0'35.903	225.470	0'33.941	0'33.941	230.770	0'34.591	0'34.591	229.788	0'34.610	0'34.610	229.788
3 ^a - 2	1'27.541	0'51.573			1'27.599	0'51.696		1'31.233	0'57.292		1'25.393	0'50.802		1'25.134	0'50.524	
3 ^a - 3	1'58.997	0'31.456			1'59.214	0'31.615		2'02.347	0'31.114		1'56.789	0'31.396		1'56.297	0'31.163	
4 ^a - 1	0'35.112	0'35.112		230.770	0'34.886	0'34.886	226.891	0'33.994	0'33.994	229.300	0'34.468	0'34.468	237.363	0'34.365	0'34.365	230.278
4 ^a - 2	1'26.202	0'51.090			1'25.866	0'50.980		1'24.404	0'50.410		1'26.334	0'51.866		1'24.769	0'50.404	
4 ^a - 3	1'57.619	0'31.417			1'57.466	0'31.600		1'55.616	0'31.212		2'04.186	0'37.852	PIT	1'56.028	0'31.259	
5 ^a - 1	0'34.844	0'34.844		233.262	0'34.659	0'34.659	227.369	0'33.926	0'33.926	227.848	9'06.666	9'06.666	183.362	0'34.172	0'34.172	231.760
5 ^a - 2	1'26.184	0'51.340			1'25.394	0'50.735		1'24.448	0'50.522		10'05.756	0'59.090		1'24.397	0'50.225	
5 ^a - 3	1'57.557	0'31.373			1'57.154	0'31.760		2'07.616	0'43.168	PIT	10'38.790	0'33.034		1'55.718	0'31.321	
6 ^a - 1	0'35.353	0'35.353		234.274	0'43.849	0'43.849	168.487	10'24.309	10'24.309	219.067	0'37.132	0'37.132	201.493	0'34.505	0'34.505	230.770
6 ^a - 2	1'29.294	0'53.941			1'45.815	1'01.966		11'24.768	1'00.459		1'30.126	0'52.994		1'24.743	0'50.238	
6 ^a - 3	2'19.244	0'49.950	PIT		2'34.812	0'48.997	PIT	12'01.712	0'36.944		2'01.578	0'31.452		2'06.102	0'41.359	PIT
7 ^a - 1	4'45.986	4'45.986		226.416	6'05.771	6'05.771	187.827	0'34.160	0'34.160	225.942	0'34.588	0'34.588	227.849	6'50.641	6'50.641	203.390
7 ^a - 2	5'37.480	0'51.494			7'01.053	0'55.282		1'24.555	0'50.395		1'25.324	0'50.736		7'44.929	0'54.288	
7 ^a - 3	6'08.824	0'31.344			7'33.444	0'32.391		2'03.018	0'38.463	PIT	1'56.568	0'31.244		8'17.248	0'32.319	
8 ^a - 1	0'34.920	0'34.920		231.760	0'35.447	0'35.447	223.603				0'34.051	0'34.051	228.814	0'34.655	0'34.655	231.264
8 ^a - 2	1'25.722	0'50.802			1'27.313	0'51.866					1'24.294	0'50.243		1'24.976	0'50.321	
8 ^a - 3	1'56.826	0'31.104			1'59.197	0'31.884					1'55.368	0'31.074		1'55.910	0'30.934	
9 ^a - 1	0'34.667	0'34.667		233.262	0'34.734	0'34.734	225.470				0'33.918	0'33.918	228.814	0'33.798	0'33.798	231.760
9 ^a - 2	1'25.500	0'50.833			1'25.278	0'50.544					1'25.984	0'52.066		1'23.623	0'49.825	
9 ^a - 3	1'56.564	0'31.064			1'56.768	0'31.490					2'03.167	0'37.183	PIT	1'54.369	0'30.746	
10 ^a - 1	0'35.041	0'35.041		228.814	0'34.493	0'34.493	225.942							0'33.795	0'33.795	230.770
10 ^a - 2	1'26.100	0'51.059			1'31.316	0'56.823								1'23.452	0'49.657	
10 ^a - 3	1'57.197	0'31.097			2'12.830	0'41.514	PIT							1'54.190	0'30.738	
11 ^a - 1	0'34.376	0'34.376		230.278										0'33.741	0'33.741	230.770
11 ^a - 2	1'24.701	0'50.325												1'26.115	0'52.374	
11 ^a - 3	2'06.276	0'41.575	PIT											2'09.057	0'42.942	PIT

Ideal Lap	
0'34.376	0'34.376
1'24.701	0'50.325
1'55.765	0'31.064

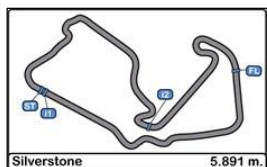
Ideal Lap	
0'34.493	0'34.493
1'25.037	0'50.544
1'56.527	0'31.490

Ideal Lap	
0'33.926	0'33.926
1'24.321	0'50.395
1'55.320	0'30.999

Ideal Lap	
0'33.918	0'33.918
1'24.161	0'50.243
1'55.235	0'31.074

Ideal Lap	
0'33.741	0'33.741
1'23.398	0'49.657
1'54.136	0'30.738

Ideal Best Lap	
0'33.641	0'33.641
1'23.298	0'49.657
1'54.036	0'30.738



**Silverstone
Euroformula Open
Free Practice 1**

LAP ANALYSIS

01/09/2017

Number	18			19			20			24			34		
	Lap Time	Partial	Speed	Lap Time	Partial	Speed	Lap Time	Partial	Speed	Lap Time	Partial	Speed	Lap Time	Partial	Speed
1 ^a - 1	0'37.464	0'37.464	210.938	0'38.814	0'38.814	188.154	0'36.285	0'36.285	223.141	0'36.700	0'36.700	221.312	0'38.224	0'38.224	210.938
1 ^a - 2	1'30.945	0'53.481		1'34.346	0'55.532		1'29.374	0'53.089		1'29.518	0'52.818		1'31.246	0'53.022	
1 ^a - 3	2'03.717	0'32.772		2'07.265	0'32.919		2'01.733	0'32.359		2'01.342	0'31.824		2'02.929	0'31.683	
2 ^a - 1	0'35.356	0'35.356	225.000	0'36.117	0'36.117	193.549	0'34.273	0'34.273	229.788	0'35.454	0'35.454	231.760	0'34.642	0'34.642	235.295
2 ^a - 2	1'27.138	0'51.782		1'28.983	0'52.866		1'25.540	0'51.267		1'26.783	0'51.329		1'25.657	0'51.015	
2 ^a - 3	1'58.793	0'31.655		2'08.911	0'39.928	PIT	1'57.256	0'31.716		1'58.289	0'31.506		1'57.064	0'31.407	
3 ^a - 1	0'34.853	0'34.853	223.603	5'54.586	5'54.586	212.599	0'34.043	0'34.043	230.278	0'34.908	0'34.908	231.760	0'34.375	0'34.375	231.264
3 ^a - 2	1'25.957	0'51.104		6'47.588	0'53.002		1'24.880	0'50.837		1'25.803	0'50.895		1'25.500	0'51.125	
3 ^a - 3	1'57.431	0'31.474		7'31.940	0'44.352	PIT	1'56.374	0'31.494		1'57.083	0'31.280		1'56.827	0'31.327	
4 ^a - 1	0'34.493	0'34.493	225.000	8'11.795	8'11.795	221.766	0'36.633	0'36.633	129.187	0'34.418	0'34.418	232.759	0'34.047	0'34.047	231.264
4 ^a - 2	1'25.295	0'50.802		9'03.028	0'51.233		1'36.867	1'00.234		1'24.961	0'50.543		1'24.751	0'50.704	
4 ^a - 3	1'57.155	0'31.860		9'35.024	0'31.996		2'15.548	0'38.681	PIT	1'56.172	0'31.211		1'55.975	0'31.224	
5 ^a - 1	0'35.192	0'35.192	221.312	0'34.701	0'34.701	225.942	8'56.783	8'56.783	220.859	0'34.099	0'34.099	236.843	0'34.218	0'34.218	230.278
5 ^a - 2	1'26.371	0'51.179		1'25.291	0'50.590		9'49.607	0'52.824		1'25.442	0'51.343		1'24.383	0'50.165	
5 ^a - 3	1'57.888	0'31.517		1'56.433	0'31.142		10'22.104	0'32.497		2'04.445	0'39.003	PIT	1'55.709	0'31.326	
6 ^a - 1	0'34.713	0'34.713	225.000	0'34.202	0'34.202	226.891	0'33.950	0'33.950	230.770	7'05.261	7'05.261	196.722	0'35.392	0'35.392	229.788
6 ^a - 2	1'25.790	0'51.077		1'24.431	0'50.229		1'24.497	0'50.547		7'58.697	0'53.436		1'27.104	0'51.712	
6 ^a - 3	2'07.924	0'42.134	PIT	1'55.490	0'31.059		1'55.839	0'31.342		8'30.946	0'32.249		2'08.850	0'41.746	PIT
7 ^a - 1	5'29.490	5'29.490	187.827	0'34.226	0'34.226	225.942	0'33.809	0'33.809	232.759	0'34.231	0'34.231	232.759	7'07.264	7'07.264	181.513
7 ^a - 2	6'23.410	0'53.920		1'27.494	0'53.268		1'24.196	0'50.387		1'24.815	0'50.584		8'02.404	0'55.140	
7 ^a - 3	6'55.513	0'32.103		2'09.049	0'41.555	PIT	1'55.378	0'31.182		1'55.909	0'31.094		8'37.790	0'35.386	
8 ^a - 1	0'34.524	0'34.524	225.000				0'33.641	0'33.641	234.783	0'43.978	0'43.978	177.050	0'34.676	0'34.676	194.946
8 ^a - 2	1'25.333	0'50.809					1'26.793	0'53.152		1'37.704	0'53.726		1'28.246	0'53.570	
8 ^a - 3	1'56.684	0'31.351					1'58.931	0'32.138		2'08.735	0'31.031		1'59.357	0'31.111	
9 ^a - 1	0'34.358	0'34.358	224.533				0'33.865	0'33.865	229.788	0'34.011	0'34.011	233.767	0'35.272	0'35.272	219.960
9 ^a - 2	1'25.217	0'50.859					1'24.158	0'50.293		1'24.170	0'50.159		1'25.712	0'50.440	
9 ^a - 3	1'56.550	0'31.333					2'01.711	0'37.553	PIT	1'54.992	0'30.822		1'56.806	0'31.094	
10 ^a - 1	0'34.363	0'34.363	224.533							0'33.830	0'33.830	234.783			
10 ^a - 2	1'25.002	0'50.639								1'23.863	0'50.033				
10 ^a - 3	1'56.367	0'31.365								2'03.852	0'39.989	PIT			
11 ^a - 1	0'34.468	0'34.468	224.067												
11 ^a - 2	1'26.871	0'52.403													
11 ^a - 3	2'05.507	0'38.636	PIT												

Ideal Lap	
0'34.358	0'34.358
1'24.997	0'50.639
1'56.330	0'31.333

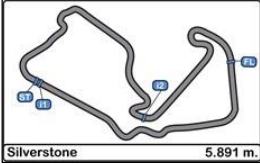
Ideal Lap	
0'34.202	0'34.202
1'24.431	0'50.229
1'55.490	0'31.059

Ideal Lap	
0'33.641	0'33.641
1'23.934	0'50.293
1'55.116	0'31.182

Ideal Lap	
0'33.830	0'33.830
1'23.863	0'50.033
1'54.685	0'30.822

Ideal Lap	
0'34.047	0'34.047
1'24.212	0'50.165
1'55.306	0'31.094

Ideal Best Lap	
0'33.641	0'33.641
1'23.298	0'49.657
1'54.036	0'30.738



**Silverstone
Euroformula Open
Free Practice 1**

LAP ANALYSIS

01/09/2017

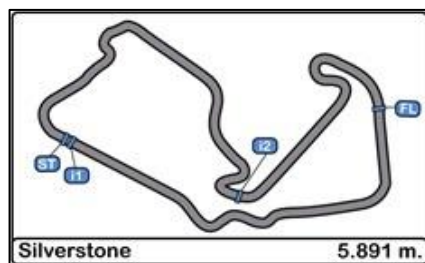
Number	42			43			77		
	Lap Time	Partial	Speed	Lap Time	Partial	Speed	Lap Time	Partial	Speed
1 ^a - 1	0'37.525	0'37.525	226.416	0'36.351	0'36.351	226.416	0'40.453	0'40.453	174.758
1 ^a - 2	1'32.041	0'54.516		1'28.335	0'51.984		1'37.188	0'56.735	
1 ^a - 3	2'04.108	0'32.067		2'00.212	0'31.877		2'13.737	0'36.549	
2 ^a - 1	0'36.773	0'36.773	228.330	0'36.526	0'36.526	225.942	0'35.069	0'35.069	229.300
2 ^a - 2	1'29.459	0'52.686		1'28.237	0'51.711		1'26.183	0'51.114	
2 ^a - 3	2'01.113	0'31.654		1'59.955	0'31.718		1'57.487	0'31.304	
3 ^a - 1	0'35.439	0'35.439	227.369	0'35.226	0'35.226	227.849	0'34.554	0'34.554	229.300
3 ^a - 2	1'27.630	0'52.191		1'26.754	0'51.528		1'25.050	0'50.496	
3 ^a - 3	1'59.027	0'31.397		1'58.270	0'31.516		2'02.271	0'37.221	
4 ^a - 1	0'34.678	0'34.678	230.770	0'34.905	0'34.905	228.814	0'33.988	0'33.988	231.760
4 ^a - 2	1'26.177	0'51.499		1'26.268	0'51.363		1'24.159	0'50.171	
4 ^a - 3	1'57.436	0'31.259		1'57.676	0'31.408		1'55.411	0'31.252	
5 ^a - 1	0'34.371	0'34.371	231.264	0'34.670	0'34.670	229.788	0'34.024	0'34.024	230.278
5 ^a - 2	1'25.269	0'50.898		1'25.614	0'50.944		1'26.194	0'52.170	
5 ^a - 3	1'56.507	0'31.238		1'57.133	0'31.519		2'10.574	0'44.380	PIT
6 ^a - 1	0'34.906	0'34.906	228.814				4'14.655	4'14.655	201.118
6 ^a - 2	1'27.811	0'52.905					5'08.273	0'53.618	
6 ^a - 3	2'12.326	0'44.515	PIT				5'40.377	0'32.104	
7 ^a - 1	5'20.749	5'20.749	226.416				0'34.361	0'34.361	232.259
7 ^a - 2	6'13.032	0'52.283					1'24.720	0'50.359	
7 ^a - 3	6'44.451	0'31.419					1'55.988	0'31.268	
8 ^a - 1	0'34.793	0'34.793	231.264				0'34.110	0'34.110	231.264
8 ^a - 2	1'25.670	0'50.877					1'24.438	0'50.328	
8 ^a - 3	1'56.815	0'31.145					1'55.482	0'31.044	
9 ^a - 1	0'34.345	0'34.345	231.760				0'34.165	0'34.165	230.278
9 ^a - 2	1'24.655	0'50.310					1'24.288	0'50.123	
9 ^a - 3	1'55.615	0'30.960					1'55.306	0'31.018	
10 ^a - 1	0'34.491	0'34.491	225.942				0'33.833	0'33.833	230.278
10 ^a - 2	1'30.349	0'55.858					1'23.649	0'49.816	
10 ^a - 3	2'01.931	0'31.582					1'54.644	0'30.995	
11 ^a - 1	0'34.167	0'34.167	230.278				0'36.468	0'36.468	229.788
11 ^a - 2	1'26.839	0'52.672					1'28.506	0'52.038	
11 ^a - 3	2'12.583	0'45.744	PIT				2'05.991	0'37.485	PIT

Ideal Lap	
0'34.167	0'34.167
1'24.477	0'50.310
1'55.437	0'30.960

Ideal Lap	
0'34.670	0'34.670
1'25.614	0'50.944
1'57.022	0'31.408

Ideal Lap	
0'33.833	0'33.833
1'23.649	0'49.816
1'54.644	0'30.995

Ideal Best Lap	
0'33.641	0'33.641
1'23.298	0'49.657
1'54.036	0'30.738



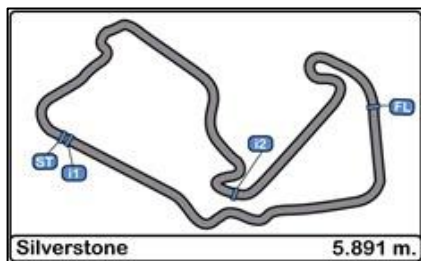
Silverstone Euroformula Open Free Practice 1

Best Sectors Results

01/09/2017

Sector - 1		Sector - 2		Sector - 3		Ideal Lap vs Best Lap					
Ord.	Nº Driver	Time	Nº Driver	Time	Nº Driver	Time	Ord.	Nº Driver	Ideal Lap	Best Lap	Ord.
1	20 Petru Florescu	33.641	17 Devlin De Francesco	49.657	17 Devlin De Francesco	30.738	1	17 Devlin De Francesco	1'54.136	1'54.190	1
2	2 Thiago Vivacqua	33.736	2 Thiago Vivacqua	49.792	2 Thiago Vivacqua	30.808	2	2 Thiago Vivacqua	1'54.336	1'54.433	2
3	17 Devlin De Francesco	33.741	77 Guilherme Samaia	49.816	1 Cameron Das	30.810	3	10 Harrison Scott	1'54.624	1'54.926	4
4	10 Harrison Scott	33.824	1 Cameron Das	49.876	24 Ameya Vaidyanathan	30.822	4	77 Guilherme Samaia	1'54.644	1'54.644	3
5	24 Ameya Vaidyanathan	33.830	10 Harrison Scott	49.936	10 Harrison Scott	30.864	5	24 Ameya Vaidyanathan	1'54.685	1'54.992	5
6	77 Guilherme Samaia	33.833	24 Ameya Vaidyanathan	50.033	42 Eliseo Martinez	30.960	6	1 Cameron Das	1'54.796	1'55.078	6
7	16 Nikita Troitskiy	33.918	34 Matheus Iorio	50.165	77 Guilherme Samaia	30.995	7	20 Petru Florescu	1'55.116	1'55.378	8
8	14 Tarun Reddy	33.926	19 Ben Hingeley	50.229	14 Tarun Reddy	30.999	8	16 Nikita Troitskiy	1'55.235	1'55.368	7
9	34 Matheus Iorio	34.047	16 Nikita Troitskiy	50.243	19 Ben Hingeley	31.059	9	34 Matheus Iorio	1'55.306	1'55.709	12
10	1 Cameron Das	34.110	20 Petru Florescu	50.293	11 Alex Karkosik	31.064	10	14 Tarun Reddy	1'55.320	1'55.616	11
11	42 Eliseo Martinez	34.167	42 Eliseo Martinez	50.310	16 Nikita Troitskiy	31.074	11	42 Eliseo Martinez	1'55.437	1'55.615	10
12	19 Ben Hingeley	34.202	11 Alex Karkosik	50.325	34 Matheus Iorio	31.094	12	19 Ben Hingeley	1'55.490	1'55.490	9
13	18 Jannes Fittje	34.358	14 Tarun Reddy	50.395	20 Petru Florescu	31.182	13	11 Alex Karkosik	1'55.765	1'56.564	15
14	11 Alex Karkosik	34.376	3 Simo Laaksonen	50.407	3 Simo Laaksonen	31.223	14	3 Simo Laaksonen	1'56.087	1'56.380	14
15	3 Simo Laaksonen	34.457	12 Christian Hahn	50.544	8 Lodovico Laurini	31.272	15	18 Jannes Fittje	1'56.330	1'56.367	13
16	12 Christian Hahn	34.493	18 Jannes Fittje	50.639	18 Jannes Fittje	31.333	16	12 Christian Hahn	1'56.527	1'56.768	16
17	43 Pedro Cardoso	34.670	8 Lodovico Laurini	50.828	43 Pedro Cardoso	31.408	17	8 Lodovico Laurini	1'56.920	1'57.244	18
18	8 Lodovico Laurini	34.820	43 Pedro Cardoso	50.944	12 Christian Hahn	31.490	18	43 Pedro Cardoso	1'57.022	1'57.133	17





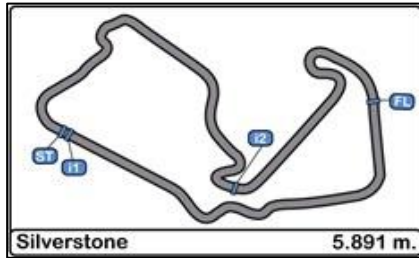
Silverstone Euroformula Open Free Practice 1

Best Top Speeds

01/09/2017

Ord.	Nº	Entrant	Nat.	Driver	Nat.	Cat.	Cla.	Chassis	Team	Top 1		Top 2		Top 3		Top 4		Top 5		Avg.
										Km/h	Lap	Km/h	Lap	Km/h	Lap	Km/h	Lap	Km/h	Lap	
1	16	Drivex School	ESP	Nikita Troitskiy	RUS	R	1º	Dallara F312		237.363	5	229.787	4	228.814	9	228.814	10	227.848	2	230.525
2	24	Carlin Motorsport	GBR	Ameya Vaidyanathan	IND			Dallara F312		236.842	6	234.783	11	233.766	10	232.759	5	232.759	8	234.182
3	34	Campos Racing	ESP	Matheus Iorio	BRA			Dallara F312		235.294	3	231.263	4	231.263	5	230.277	6	229.787	7	231.577
4	20	Fortec Motorsports	GBR	Petru Florescu	ROU	R	2º	Dallara F312		234.783	9	232.759	8	230.769	7	230.277	4	229.787	10	231.675
5	11	RP Motorsport	ITA	Alex Karkosik	POL	R	3º	Dallara F312		234.273	7	233.261	6	233.261	10	231.760	9	230.769	5	232.665
6	10	RP Motorsport	ITA	Harrison Scott	GBR			Dallara F312		232.759	7	232.258	3	232.258	9	232.258	12	231.263	6	232.159
7	77	Carlin Motorsport	GBR	Guilherme Samaia	BRA			Dallara F312		232.258	8	231.760	5	231.263	9	230.277	10	230.277	6	231.167
8	8	RP Motorsport	ITA	Lodovico Laurini	ITA	R	4º	Dallara F312		231.760	9	230.769	10	228.814	11	228.814	7	228.330	5	229.697
9	17	Carlin Motorsport	GBR	Devlin De Francesco	CAN	R	5º	Dallara F312		231.760	6	231.760	10	231.263	3	231.263	9	230.769	7	231.363
10	42	RACE	ESP	Eliseo Martinez	ESP	R	6º	Dallara F312		231.760	10	231.263	6	231.263	9	230.769	5	230.277	12	231.067
11	2	Campos Racing	ESP	Thiago Vivacqua	BRA			Dallara F312		231.263	9	230.277	6	229.787	8	229.787	10	229.299	3	230.083
12	14	Drivex School	ESP	Tarun Reddy	IND	R	7º	Dallara F312		230.769	4	229.299	5	227.848	3	227.848	6	225.941	8	228.341
13	1	Campos Racing	ESP	Cameron Das	USA			Dallara F312		230.277	5	229.299	7	228.814	6	228.330	9	227.848	3	228.914
14	3	Campos Racing	ESP	Simo Laaksonen	FIN	R	8º	Dallara F312		230.277	6	230.277	10	229.787	7	229.299	3	228.814	5	229.691
15	43	RACE	ESP	Pedro Cardoso	BRA			Dallara F312		229.787	6	228.814	5	227.848	4	226.415	2	225.941	3	227.761
16	12	Drivex School	ESP	Christian Hahn	BRA			Dallara F312		227.368	6	226.891	5	225.941	11	225.470	4	225.470	10	226.228
17	19	Fortec Motorsports	GBR	Ben Hingeley	GBR			Dallara F312		226.891	7	225.941	6	225.941	8	221.766	5	212.598	4	222.628
18	18	Fortec Motorsports	GBR	Jannes Fittje	DEU	R	9º	Dallara F312		225.000	3	225.000	5	225.000	7	225.000	9	224.532	10	224.906





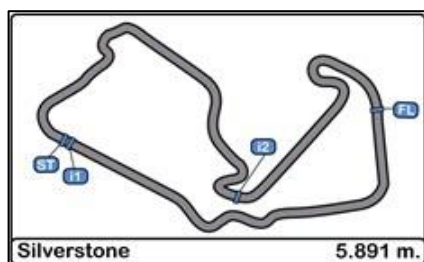
Silverstone Euroformula Open Free Practice 1

Fastest Lap Sequence

01/09/2017

Time of Day	Session Time	Nº	Entrant	Nat.	Driver	Nat.	Cat.	Chassis	Team	Time	Km/h	Lap
11:12'17.435	4'21.772	2	Campos Racing	ESP	Thiago Vivacqua	BRA		Dallara F312	Campos Racing	2'01.433	174.644	2
11:12'21.141	4'25.573	17	Carlin Motorsport	GBR	Devlin De Francesco	CAN	R	Dallara F312	Carlin Motorsport	1'59.101	178.064	2
11:14'15.229	6'19.579	2	Campos Racing	ESP	Thiago Vivacqua	BRA		Dallara F312	Campos Racing	1'57.807	180.020	3
11:14'17.943	6'22.281	17	Carlin Motorsport	GBR	Devlin De Francesco	CAN	R	Dallara F312	Carlin Motorsport	1'56.708	181.715	3
11:16'14.249	8'18.578	17	Carlin Motorsport	GBR	Devlin De Francesco	CAN	R	Dallara F312	Carlin Motorsport	1'56.297	182.357	4
11:16'31.036	8'35.466	10	RP Motorsport	ITA	Harrison Scott	GBR		Dallara F312	RP Motorsport	1'55.878	183.017	4
11:17'13.825	9'18.137	1	Campos Racing	ESP	Cameron Das	USA		Dallara F312	Campos Racing	1'55.667	183.350	4
11:18'26.489	10'30.953	10	RP Motorsport	ITA	Harrison Scott	GBR		Dallara F312	RP Motorsport	1'55.487	183.636	5
11:19'09.046	11'13.362	1	Campos Racing	ESP	Cameron Das	USA		Dallara F312	Campos Racing	1'55.225	184.054	5
11:20'21.688	12'26.135	10	RP Motorsport	ITA	Harrison Scott	GBR		Dallara F312	RP Motorsport	1'55.182	184.123	6
11:31'23.522	23'28.002	10	RP Motorsport	ITA	Harrison Scott	GBR		Dallara F312	RP Motorsport	1'54.926	184.533	9
11:34'11.321	26'15.785	2	Campos Racing	ESP	Thiago Vivacqua	BRA		Dallara F312	Campos Racing	1'54.497	185.224	9
11:34'19.648	26'23.953	17	Carlin Motorsport	GBR	Devlin De Francesco	CAN	R	Dallara F312	Carlin Motorsport	1'54.369	185.431	10
11:36'13.777	28'18.143	17	Carlin Motorsport	GBR	Devlin De Francesco	CAN	R	Dallara F312	Carlin Motorsport	1'54.190	185.722	11





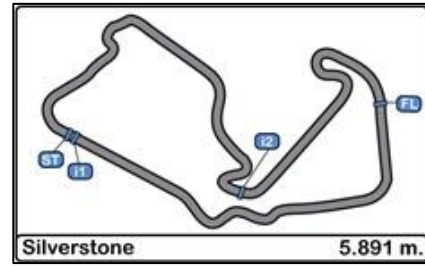
Silverstone Euroformula Open

Event Maximum Speed

01/09/2017

Ord.	Nº	Entrant	Nat.	Driver	Nat.	Cat.	Cla.	Chassis	Team	Km/h	Lap	Session
1	16	Drivex School	ESP	Nikita Troitskiy	RUS	R	1º	Dallara F312	Drivex School	237.363	5	Free Practice 1
2	24	Carlin Motorsport	GBR	Ameya Vaidyanathan	IND			Dallara F312	Carlin Motorsport	236.843	6	Free Practice 1
3	34	Campos Racing	ESP	Matheus Iorio	BRA			Dallara F312	Campos Racing	235.295	3	Free Practice 1
4	20	Fortec Motorsports	GBR	Petru Florescu	ROU	R	2º	Dallara F312	Fortec Motorsports	234.783	9	Free Practice 1
5	11	RP Motorsport	ITA	Alex Karkosik	POL	R	3º	Dallara F312	RP Motorsport	234.274	7	Free Practice 1
6	10	RP Motorsport	ITA	Harrison Scott	GBR			Dallara F312	RP Motorsport	232.759	7	Free Practice 1
7	77	Carlin Motorsport	GBR	Guilherme Samaia	BRA			Dallara F312	Carlin Motorsport	232.259	8	Free Practice 1
8	8	RP Motorsport	ITA	Lodovico Laurini	ITA	R	4º	Dallara F312	RP Motorsport	231.760	9	Free Practice 1
9	17	Carlin Motorsport	GBR	Devlin De Francesco	CAN	R	5º	Dallara F312	Carlin Motorsport	231.760	6	Free Practice 1
10	42	RACE	ESP	Eliseo Martinez	ESP	R	6º	Dallara F312	Teo Martin Motorsport	231.760	10	Free Practice 1
11	2	Campos Racing	ESP	Thiago Vivacqua	BRA			Dallara F312	Campos Racing	231.264	9	Free Practice 1
12	14	Drivex School	ESP	Tarun Reddy	IND	R	7º	Dallara F312	Drivex School	230.770	4	Free Practice 1
13	1	Campos Racing	ESP	Cameron Das	USA			Dallara F312	Campos Racing	230.278	5	Free Practice 1
14	3	Campos Racing	ESP	Simo Laaksonen	FIN	R	8º	Dallara F312	Campos Racing	230.278	6	Free Practice 1
15	43	RACE	ESP	Pedro Cardoso	BRA			Dallara F312	Teo Martin Motorsport	229.788	6	Free Practice 1
16	12	Drivex School	ESP	Christian Hahn	BRA			Dallara F312	Drivex School	227.369	6	Free Practice 1
17	19	Fortec Motorsports	GBR	Ben Hingeley	GBR			Dallara F312	Fortec Motorsports	226.891	7	Free Practice 1
18	18	Fortec Motorsports	GBR	Jannes Fittje	DEU	R	9º	Dallara F312	Fortec Motorsports	225.000	3	Free Practice 1





Silverstone
Euroformula Open
Free Practice 1

Weather Report

01/09/2017

Track Status DRY

