

Circuito de Barcelona
Euroformula Open
Qualifying - 1
Provisional Results



Clas	Nº	Entrant	Nat	Driver	Nat	Cat	Clas	Chassis	Team	Laps	Best	Time	Gap	Interval	Km/h
1	18	Campos Racing	ESP	Marcos Siebert	ARG			Dallara F312	Campos Racing	15	14	1:40.657			166.4
2	4	RP Motorsport	ITA	Felipe Drugovich	BRA			Dallara F312	RP Motorsport	12	10	1:40.871	0.214	0.214	166.1
3	34	Carlin Motorsport	GBR	Matheus Iorio	BRA			Dallara F312	Carlin Motorsport	15	14	1:41.042	0.385	0.171	165.8
4	1	RP Motorsport	ITA	David Schumacher	DEU	R	1	Dallara F312	RP Motorsport	16	14	1:41.060	0.403	0.018	165.8
5	28	Carlin Motorsport	GBR	Cameron Das	USA			Dallara F312	Carlin Motorsport	15	14	1:41.260	0.603	0.200	165.4
6	10	RACE	ESP	Bent Viscaal	NLD	R	2	Dallara F312	Teo Martin Motorsport	12	11	1:41.476	0.819	0.216	165.1
7	77	RP Motorsport	ITA	Guilherme Samaia	BRA			Dallara F312	RP Motorsport	12	10	1:41.725	1.068	0.249	164.7
8	58	Drivex School	ESP	Javier Gonzalez	MEX	R	3	Dallara F312	Drivex School	15	13	1:41.896	1.239	0.171	164.4
9	3	RP Motorsport	ITA	Kaylen Frederick	USA	R	4	Dallara F312	RP Motorsport	16	14	1:42.193	1.536	0.297	163.9
10	22	Drivex School	ESP	Patrick Schott	CHE	R	5	Dallara F312	Drivex School	15	13	1:42.553	1.896	0.360	163.4
11	51	RACE	ESP	Aldo Festante	ITA	R	6	Dallara F312	Teo Martin Motorsport	16	14	1:42.583	1.926	0.030	163.3
12	5	Carlin Motorsport	GBR	Dev Gore	USA	R	7	Dallara F312	Carlin Motorsport	16	15	1:42.667	2.010	0.084	163.2
13	11	Campos Racing	ESP	Brad Benavides	USA	R	8	Dallara F312	Campos Racing	14	13	1:43.215	2.558	0.548	162.3
14	8	Drivex School	ESP	Lukas Dunner	AUT	R	9	Dallara F312	Drivex School	15	13	1:43.410	2.753	0.195	162.0
15	6	RP Motorsport	ITA	Alessandro Bracalente	ITA			Dallara F312	RP Motorsport	13	13	1:44.496	3.839	1.086	160.3

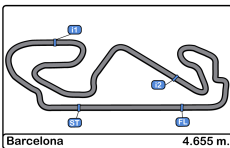
CARS 4, 77, 58, 3, 22 AND 51 TIME DISALLOWED IMPROVING UNDER YELLOW

Published at:.....

Track Temp: 17.6 °C Air Temp: 19.8 °C Humidity: 76 % Track Status: WET

Stewards:	Race Director:	Timekeeper: 
-----------	----------------	---





Circuito de Barcelona
Euroformula Open
Qualifying - 1
Provisional Results by Class



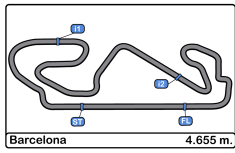
Clas	Nº	Entrant	Nat	Driver	Nat	Cat	Clas	Chassis	Team	Laps	Best	Time	Gap	Interval	Km/h
1	18	Campos Racing	ESP	Marcos Siebert	ARG			Dallara F312	Campos Racing	15	14	1:40.657			166.4
2	4	RP Motorsport	ITA	Felipe Drugovich	BRA			Dallara F312	RP Motorsport	12	10	1:40.871	0.214	0.214	166.1
3	34	Carlin Motorsport	GBR	Matheus Iorio	BRA			Dallara F312	Carlin Motorsport	15	14	1:41.042	0.385	0.171	165.8
4	28	Carlin Motorsport	GBR	Cameron Das	USA			Dallara F312	Carlin Motorsport	15	14	1:41.260	0.603	0.218	165.4
5	77	RP Motorsport	ITA	Guilherme Samaia	BRA			Dallara F312	RP Motorsport	12	10	1:41.725	1.068	0.465	164.7
6	6	RP Motorsport	ITA	Alessandro Bracalente	ITA			Dallara F312	RP Motorsport	13	13	1:44.496	3.839	2.771	160.3
Rookie															
1	1	RP Motorsport	ITA	David Schumacher	DEU	R	1	Dallara F312	RP Motorsport	16	14	1:41.060			165.8
2	10	RACE	ESP	Bent Viscaal	NLD	R	2	Dallara F312	Teo Martin Motorsport	12	11	1:41.476	0.416	0.416	165.1
3	58	Drivex School	ESP	Javier Gonzalez	MEX	R	3	Dallara F312	Drivex School	15	13	1:41.896	0.836	0.420	164.4
4	3	RP Motorsport	ITA	Kaylen Frederick	USA	R	4	Dallara F312	RP Motorsport	16	14	1:42.193	1.133	0.297	163.9
5	22	Drivex School	ESP	Patrick Schott	CHE	R	5	Dallara F312	Drivex School	15	13	1:42.553	1.493	0.360	163.4
6	51	RACE	ESP	Aldo Festante	ITA	R	6	Dallara F312	Teo Martin Motorsport	16	14	1:42.583	1.523	0.030	163.3
7	5	Carlin Motorsport	GBR	Dev Gore	USA	R	7	Dallara F312	Carlin Motorsport	16	15	1:42.667	1.607	0.084	163.2
8	11	Campos Racing	ESP	Brad Benavides	USA	R	8	Dallara F312	Campos Racing	14	13	1:43.215	2.155	0.548	162.3
9	8	Drivex School	ESP	Lukas Dunner	AUT	R	9	Dallara F312	Drivex School	15	13	1:43.410	2.350	0.195	162.0

Published at:.....

Track Temp: 17.6 °C Air Temp: 19.8 °C Humidity: 76 % Track Status: WET

Stewards:	Race Director:	Timekeeper:





Circuit de Barcelona
Euroformula Open
Qualifying - 1
Lap Analysis



1 David Schumacher R Dallara F312 **5** Dev Gore R Dallara F312
RP Motorsport Carlin Motorsport

Lap	D	Time	Sector 1	Sector 2	Sector 3	T. Spd	Elapsed	Lap	D	Time	Sector 1	Sector 2	Sector 3	T. Spd	Elapsed
1		10:27:38.219	10:26:13.138	46.808	38.273	149.3	10:27:38.219	1		10:27:26.598	10:26:04.470	44.125	38.003	158.8	10:27:26.598
2		1:54.162	32.233	44.423	37.506	225.4	10:29:32.381	2		1:53.218	32.697	43.031	37.490	228.8	10:29:19.816
3		1:52.126	32.256	42.715	37.155	227.8	10:31:24.507	3		1:52.281	32.324	43.153	36.804	230.2	10:31:12.097
4		1:56.618 P	31.819	42.433	42.366	229.7	10:33:21.125	4		1:54.035	32.246	43.599	38.190	231.7	10:33:06.132
5		3:27.687	2:03.519	46.738	37.430	166.9	10:36:48.812	5		1:51.503	32.185	42.638	36.680	227.3	10:34:57.635
6		1:55.643	32.524	41.469	41.650	230.2	10:38:44.455	6		1:55.999	34.622	44.178	37.199	229.7	10:36:53.634
7		1:45.763	31.494	39.896	34.373	231.7	10:40:30.218	7		1:59.285 P	32.063	42.599	44.623	228.3	10:38:52.919
8		1:44.917	31.461	39.370	34.086	233.2	10:42:15.135	8		4:12.492	2:50.858	44.841	36.793	146.7	10:43:05.411
9		1:49.584 P	31.037	39.848	38.699	234.7	10:44:04.719	9		1:49.507	32.399	41.729	35.379	229.7	10:44:54.918
10		3:28.660	2:11.894	42.450	34.316	142.2	10:47:33.379	10		1:48.290	32.068	40.317	35.905	230.7	10:46:43.208
11		1:48.958	31.191	39.459	38.308	234.2	10:49:22.337	11		1:46.061	31.276	40.444	34.341	231.7	10:48:29.269
12		1:48.204	30.393	44.244	33.567	233.2	10:51:10.541	12		1:44.319	30.750	39.789	33.780	232.2	10:50:13.588
13		1:41.408	29.734	38.642	33.032	236.8	10:52:51.949	13		1:45.109	31.379	39.908	33.822	233.2	10:51:58.697
14		1:41.060	29.886	38.333	32.841	236.3	10:54:33.009	14		1:43.852	30.725	39.382	33.745	233.7	10:53:42.549
15		1:41.741	30.139	38.931	32.671	235.8	10:56:14.750	15		1:42.667	30.390	38.992	33.285	231.7	10:55:25.216
16		2:00.117 P	34.105	42.835	43.177	189.8	10:58:14.867	16		2:04.636 P	32.827	45.708	46.101	231.2	10:57:29.852

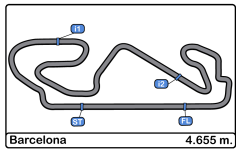
3 Kaylen Frederick R Dallara F312 **6** Alessandro Bracalente R Dallara F312
RP Motorsport RP Motorsport

Lap	D	Time	Sector 1	Sector 2	Sector 3	T. Spd	Elapsed	Lap	D	Time	Sector 1	Sector 2	Sector 3	T. Spd	Elapsed
1		10:27:07.413	10:25:47.162	43.403	36.848	169.2	10:27:07.413	1		10:28:02.461	10:26:32.712	50.923	38.826	160.0	10:28:02.461
2		2:01.516 P	32.214	42.794	46.508	225.0	10:29:08.929	2		1:58.285	34.434	46.440	37.411	224.5	10:30:00.746
3		3:49.460	2:23.010	47.480	38.970	122.3	10:32:58.389	3		1:56.398	33.471	44.674	38.253	225.0	10:31:57.144
4		2:06.474	33.886	47.279	45.309	224.0	10:35:04.863	4		1:54.685	33.426	43.854	37.405	225.4	10:33:51.829
5		1:51.158	33.122	42.274	35.762	230.7	10:36:56.021	5		1:53.830	33.008	43.557	37.265	225.9	10:35:45.659
6		1:49.703	32.049	41.443	36.211	233.2	10:38:45.724	6		2:00.648 P	33.277	44.584	42.787	227.3	10:37:46.307
7		1:47.737	31.842	40.841	35.054	241.0	10:40:33.461	7		4:22.537	2:47.375	52.222	42.940	121.2	10:42:08.844
8		1:46.684	31.669	40.938	34.077	235.2	10:42:20.145	8		2:01.277	34.477	46.466	40.334	227.3	10:44:10.121
9		1:47.264	31.114	40.139	36.011	234.7	10:44:07.409	9		1:55.998	35.650	44.005	36.343	230.2	10:46:06.119
10		1:52.951 P	31.617	39.899	41.435	231.2	10:46:00.360	10		1:48.433	32.283	41.236	34.914	231.7	10:47:54.552
11		3:28.529	2:07.685	45.452	35.392	114.8	10:49:28.889	11		1:46.035	31.344	40.652	34.039	231.2	10:49:40.587
12		1:44.376	30.909	40.067	33.400	233.2	10:51:13.265	12		1:45.119	31.030	40.088	34.001	232.2	10:51:25.706
13		1:42.584	30.170	39.300	33.114	235.2	10:52:55.849	13		1:44.496	31.100	39.895	33.501	232.7	10:53:10.202
14		1:42.193	30.115	39.082	32.996	234.7	10:54:38.042								
15		1:41.620	29.997	38.884	32.739	234.7	10:56:19.662								
16		1:59.239 P	30.321	42.783	46.135	236.3	10:58:18.901								

4 Felipe Drugovich R Dallara F312 **8** Lukas Dunner R Dallara F312
RP Motorsport Drivex School

Lap	D	Time	Sector 1	Sector 2	Sector 3	T. Spd	Elapsed	Lap	D	Time	Sector 1	Sector 2	Sector 3	T. Spd	Elapsed
1		10:30:46.978	10:29:26.911	43.841	36.226	146.1	10:30:46.978	1		10:27:44.183	10:26:21.044	45.557	37.582	175.8	10:27:44.183
2		1:50.117	31.862	42.133	36.122	226.4	10:32:37.095	2		1:53.458	33.432	42.962	37.064	226.4	10:29:37.641
3		1:49.217	31.747	41.699	35.771	228.3	10:34:26.312	3		1:57.902 P	32.193	43.590	42.119	227.8	10:31:35.543
4		1:54.977 P	31.892	42.610	40.475	228.8	10:36:21.289	4		3:33.303	1:56.186	57.271	39.846	139.7	10:35:08.846
5		9:16.979	7:53.194	46.905	36.880	134.3	10:45:38.268	5		1:55.999	34.989	44.606	36.404	201.8	10:37:04.845
6		1:48.886	33.213	41.717	33.956	224.0	10:47:27.154	6		1:58.270	32.723	41.470	44.077	231.7	10:39:03.115
7		1:44.654	31.171	40.082	33.401	231.7	10:49:11.808	7		1:48.903	32.928	40.909	35.066	232.2	10:40:52.018
8		1:42.582	30.273	39.289	33.020	232.2	10:50:54.390	8		1:46.391	32.041	40.348	34.002	232.2	10:42:38.409
9		1:42.436	30.112	38.919	33.405	234.2	10:52:36.826	9		1:55.110 P	34.582	40.626	39.902	232.2	10:44:33.519
10		1:40.871	29.829	38.482	32.560	233.7	10:54:17.697	10		3:23.082	1:56.898	46.561	39.623	135.8	10:47:56.601
11		1:40.069	29.735	38.046	32.288	234.2	10:55:57.766	11		2:01.024	40.038	45.069	35.917	211.7	10:49:57.625
12		2:03.597 P	32.682	44.684	46.231	234.2	10:58:01.363	12		2:03.768	47.015	43.225	33.528	232.2	10:52:01.393
								13		1:43.410	30.647	39.547	33.216	234.2	10:53:44.803
								14		1:43.998	30.360	39.222	34.416	234.2	10:55:28.801
								15		2:03.171 P	32.503	43.655	47.013	209.7	10:57:31.972





Circuit de Barcelona
Euroformula Open
Qualifying - 1
Lap Analysis



10

Bent Viscaal

R

Dallara F312

22

Patrick Schott

R

Dallara F312

Teo Martin Motorsport

Drivex School

Lap	D	Time	Sector 1	Sector 2	Sector 3	T. Spd	Elapsed	Lap	D	Time	Sector 1	Sector 2	Sector 3	T. Spd	Elapsed
1		10:33:42.953	10:32:18.171	46.912	37.870	146.5	10:33:42.953	1		10:28:18.539	10:26:47.721	49.185	41.633	144.7	10:28:18.539
2		1:53.068	33.935	42.515	36.618	216.0	10:35:36.021	2		1:58.382	34.436	46.346	37.600	228.8	10:30:16.921
3		1:48.962	32.141	41.063	35.758	234.7	10:37:24.983	3		1:55.361	33.094	43.517	38.750	231.7	10:32:12.282
4		1:47.105	31.826	40.814	34.465	235.8	10:39:12.088	4		1:52.096	32.708	43.618	35.770	231.2	10:34:04.378
5		1:54.843 P	31.649	40.296	42.898	235.8	10:41:06.931	5		1:49.824	32.342	42.112	35.370	231.7	10:35:54.202
6		4:09.593	2:44.315	45.724	39.554	164.6	10:45:16.524	6		1:48.857	32.083	41.983	34.791	232.2	10:37:43.059
7		1:50.274	34.425	41.638	34.211	216.0	10:47:06.798	7		2:00.105 P	35.846	41.630	42.629	231.7	10:39:43.164
8		1:44.480	31.126	39.577	33.777	234.7	10:48:51.278	8		6:13.277	4:47.256	47.132	38.889	138.9	10:45:56.441
9		1:42.936	30.896	38.939	33.101	235.2	10:50:34.214	9		1:48.509	32.672	41.476	34.361	228.8	10:47:44.950
10		1:42.793	30.856	38.951	32.986	236.8	10:52:17.007	10		1:45.608	31.004	40.437	34.167	231.7	10:49:30.558
11		1:41.476	30.326	38.498	32.652	237.8	10:53:58.483	11		1:45.056	31.151	39.490	34.415	235.2	10:51:15.614
12		1:55.352 P	30.736	41.747	42.869	237.3	10:55:53.835	12		1:44.201	31.339	39.427	33.435	234.7	10:52:59.815

11

Brad Benavides

R

Dallara F312

28

Cameron Das

Dallara F312

Campos Racing

Carlin Motorsport

Lap	D	Time	Sector 1	Sector 2	Sector 3	T. Spd	Elapsed	Lap	D	Time	Sector 1	Sector 2	Sector 3	T. Spd	Elapsed
1		10:28:39.045	10:27:11.898	48.249	38.898	127.8	10:28:39.045	1		10:27:14.155	10:25:50.867	45.018	38.270	176.4	10:27:14.155
2		2:02.836 P	34.188	45.083	43.565	222.6	10:30:41.881	2		2:00.187	32.191	50.565	37.431	226.8	10:29:14.342
3		3:38.946	2:07.904	50.862	40.180	129.3	10:34:20.827	3		1:53.421	32.161	44.041	37.219	227.8	10:31:07.763
4		1:57.838	34.785	45.682	37.371	226.8	10:36:18.665	4		1:53.265	32.243	43.816	37.206	228.8	10:33:01.028
5		2:07.750	33.097	42.931	51.722	228.8	10:38:26.415	5		1:51.391	31.975	43.031	36.385	231.7	10:34:52.419
6		1:51.043	33.176	42.270	35.597	227.8	10:40:17.458	6		1:56.324 P	32.339	42.921	41.064	231.7	10:36:48.743
7		1:49.523	32.541	41.702	35.280	229.2	10:42:06.981	7		4:46.003	3:21.531	46.659	37.813	151.2	10:41:34.746
8		1:54.338 P	32.241	41.309	40.788	229.7	10:44:01.319	8		1:49.107	32.419	42.121	34.567	229.7	10:43:23.853
9		4:00.474	2:34.457	50.647	35.370	144.9	10:48:01.793	9		1:45.459	31.341	40.472	33.646	231.7	10:45:09.312
10		1:47.509	32.296	41.162	34.051	232.2	10:49:49.302	10		1:44.330	30.797	40.058	33.475	232.7	10:46:53.642
11		1:46.816	31.200	41.338	34.278	233.7	10:51:36.118	11		1:43.110	30.465	39.784	32.861	233.7	10:48:36.752
12		1:43.927	30.642	39.750	33.535	237.3	10:53:20.045	12		1:47.022	31.473	41.022	34.527	234.2	10:50:23.774
13		1:43.215	30.368	39.479	33.368	234.7	10:55:03.260	13		1:41.853	30.125	39.050	32.678	234.7	10:52:05.627
14		1:55.792 P	31.891	42.243	41.658	234.7	10:56:59.052	14		1:41.260	29.816	38.900	32.544	236.3	10:53:46.887

18

Marcos Siebert

Dallara F312

34

Matheus Iorio

Dallara F312

Campos Racing

Carlin Motorsport

Lap	D	Time	Sector 1	Sector 2	Sector 3	T. Spd	Elapsed	Lap	D	Time	Sector 1	Sector 2	Sector 3	T. Spd	Elapsed
1		10:28:03.828	10:26:39.273	46.939	37.616	164.3	10:28:03.828	1		10:27:26.206	10:26:03.437	44.777	37.992	149.5	10:27:26.206
2		2:00.581 P	33.632	43.968	42.981	198.5	10:30:04.409	2		1:52.238	32.452	43.158	36.628	225.9	10:29:18.444
3		3:03.272	1:35.009	49.746	38.517	160.4	10:33:07.681	3		1:51.949	32.278	43.041	36.630	227.8	10:31:10.393
4		1:54.951	34.626	43.365	36.960	217.3	10:35:02.632	4		1:51.870	32.225	43.008	36.637	229.7	10:33:02.263
5		1:51.461	32.543	42.070	36.848	234.2	10:36:54.093	5		1:56.285 P	32.059	42.902	41.324	232.7	10:34:58.548
6		1:51.399	32.435	41.836	37.128	233.7	10:38:45.492	6		6:07.167	4:40.740	48.947	37.480	132.5	10:41:05.715
7		1:49.526	34.592	40.593	34.341	238.4	10:40:35.018	7		1:50.180	33.404	42.038	34.738	213.4	10:42:55.895
8		1:51.562 P	31.550	40.176	39.836	236.8	10:42:26.580	8		1:45.900	31.564	40.372	33.964	231.7	10:44:41.795
9		5:11.714	3:51.461	43.830	36.423	151.8	10:47:38.294	9		1:44.771	31.254	39.877	33.640	230.7	10:46:26.566
10		1:46.654	31.055	40.623	34.976	234.7	10:49:24.948	10		1:43.957	30.811	39.570	33.576	232.2	10:48:10.523
11		1:43.014	30.242	39.702	33.070	236.3	10:51:07.962	11		1:43.190	30.663	39.311	33.216	233.7	10:49:53.713
12		1:41.772	29.915	38.652	33.205	236.8	10:52:49.734	12		1:48.294	32.023	40.260	36.011	234.7	10:51:42.007
13		1:40.749	29.553	38.633	32.563	236.8	10:54:30.483	13		1:41.957	30.276	38.817	32.864	234.7	10:53:23.964
14		1:40.657	29.810	38.467	32.380	237.8	10:56:11.140	14		1:41.042	29.718	38.546	32.778	235.2	10:55:05.006
15		2:01.713 P	29.792	43.410	48.511	237.8	10:58:12.853	15		2:10.366 P	34.537	46.947	48.882	214.7	10:57:15.372





Circuit de Barcelona
Euroformula Open
Qualifying - 1
Lap Analysis



51 Aldo Festante R Dallara F312

Teo Martin Motorsport

Lap	D	Time	Sector 1	Sector 2	Sector 3	T. Spd	Elapsed
1		10:27:42.522	10:26:08.869	52.681	40.972	125.2	10:27:42.522
2		2:01.806	35.773	47.609	38.424	225.0	10:29:44.328
3		1:55.484	33.775	45.097	36.612	227.8	10:31:39.812
4		1:54.308	32.997	43.376	37.935	230.2	10:33:34.120
5		1:49.633	32.436	41.861	35.336	233.2	10:35:23.753
6		1:48.481	31.935	41.526	35.020	236.3	10:37:12.234
7		1:48.365	32.065	41.019	35.281	238.4	10:39:00.599
8		1:56.688 P	32.629	42.231	41.828	232.7	10:40:57.287
9		5:12.814	3:45.101	46.540	41.173	161.9	10:46:10.101
10		1:50.330	32.553	43.239	34.538	229.7	10:48:00.431
11		1:45.786	31.829	40.408	33.549	234.7	10:49:46.217
12		1:43.505	31.032	39.511	32.962	234.7	10:51:29.722
13		1:42.676	30.675	39.250	32.751	233.7	10:53:12.398
14		1:42.583	30.568	39.016	32.999	236.3	10:54:54.981
15		1:41.542	30.103	38.848	32.591	233.2	10:56:36.523
16		1:57.129 P	31.100	41.517	44.512	234.2	10:58:33.652

58 Javier Gonzalez R Dallara F312

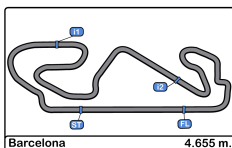
Drivex School

Lap	D	Time	Sector 1	Sector 2	Sector 3	T. Spd	Elapsed
1		10:27:47.076	10:26:16.060	50.879	40.137	147.9	10:27:47.076
2		1:59.984	36.237	46.799	36.948	184.9	10:29:47.060
3		1:53.594	33.198	43.286	37.110	233.2	10:31:40.654
4		1:52.026	32.784	43.102	36.140	235.2	10:33:32.680
5		1:49.993	32.296	42.238	35.459	232.2	10:35:22.673
6		1:48.885	32.148	41.228	35.509	233.7	10:37:11.558
7		2:04.770 P	35.714	42.068	46.988	234.7	10:39:16.328
8		6:48.475	5:21.348	49.616	37.511	155.1	10:46:04.803
9		1:53.993	35.463	43.378	35.152	178.2	10:47:58.796
10		1:44.853	30.969	40.050	33.834	236.3	10:49:43.649
11		1:51.833	36.155	40.973	34.705	235.8	10:51:35.482
12		1:42.615	30.184	39.189	33.242	235.2	10:53:18.097
13		1:41.896	30.167	38.845	32.884	235.2	10:54:59.993
14		1:41.603	29.893	38.893	32.817	235.8	10:56:41.596
15		2:11.667 P	33.280	51.213	47.174	235.8	10:58:53.263

77 Guilherme Samaia Dallara F312

RP Motorsport

Lap	D	Time	Sector 1	Sector 2	Sector 3	T. Spd	Elapsed
1		10:30:30.978	10:29:08.890	45.217	36.871	170.8	10:30:30.978
2		1:52.152	32.300	43.144	36.708	224.0	10:32:23.130
3		1:54.018	32.474	44.308	37.236	227.3	10:34:17.148
4		1:56.991 P	32.384	42.544	42.063	228.3	10:36:14.139
5		9:26.260	7:57.279	47.157	41.824	124.8	10:45:40.399
6		1:49.405	33.251	41.821	34.333	225.0	10:47:29.804
7		1:45.611	31.147	40.243	34.221	232.2	10:49:15.415
8		1:43.579	30.792	39.543	33.244	232.2	10:50:58.994
9		1:42.950	30.820	39.312	32.818	232.7	10:52:41.944
10		1:41.725	30.251	38.662	32.812	232.7	10:54:23.669
11		1:41.701	30.142	39.006	32.553	232.7	10:56:05.370
12		2:03.085 P	31.112	42.004	49.969	232.7	10:58:08.455

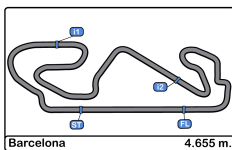


Circuito de Barcelona
Euroformula Open
Qualifying - 1
Best Sectors Results



Sector - 1				Sector - 2				Sector - 3				Ideal Lap vs Best Lap				
Clas	Nº	Driver	Time	Nº	Driver	Time	Nº	Driver	Time	Clas	Nº	Driver	Ideal Lap	Best Lap	Clas	
1	18	Marcos Siebert	29.553	4	Felipe Drugovich	38.046	4	Felipe Drugovich	32.288	1	4	Felipe Drugovich	1:40.069	1:40.871	2	
2	34	Matheus Iorio	29.718	1	David Schumacher	38.333	18	Marcos Siebert	32.380	2	18	Marcos Siebert	1:40.400	1:40.657	1	
3	1	David Schumacher	29.734	18	Marcos Siebert	38.467	28	Cameron Das	32.544	3	1	David Schumacher	1:40.738	1:41.060	4	
4	4	Felipe Drugovich	29.735	10	Bent Viscaal	38.498	77	Guilherme Samaia	32.553	4	34	Matheus Iorio	1:41.042	1:41.042	3	
5	28	Cameron Das	29.816	34	Matheus Iorio	38.546	51	Aldo Festante	32.591	5	28	Cameron Das	1:41.260	1:41.260	5	
6	58	Javier Gonzalez	29.893	77	Guilherme Samaia	38.662	10	Bent Viscaal	32.652	6	77	Guilherme Samaia	1:41.357	1:41.725	7	
7	3	Kaylen Frederick	29.997	22	Patrick Schott	38.842	1	David Schumacher	32.671	7	10	Bent Viscaal	1:41.476	1:41.476	6	
8	51	Aldo Festante	30.103	58	Javier Gonzalez	38.845	3	Kaylen Frederick	32.739	8	51	Aldo Festante	1:41.542	1:42.583	11	
9	77	Guilherme Samaia	30.142	51	Aldo Festante	38.848	34	Matheus Iorio	32.778	9	58	Javier Gonzalez	1:41.555	1:41.896	8	
10	22	Patrick Schott	30.223	3	Kaylen Frederick	38.884	58	Javier Gonzalez	32.817	10	3	Kaylen Frederick	1:41.620	1:42.193	9	
11	10	Bent Viscaal	30.326	28	Cameron Das	38.900	22	Patrick Schott	33.003	11	22	Patrick Schott	1:42.068	1:42.553	10	
12	8	Lukas Dunner	30.360	5	Dev Gore	38.992	8	Lukas Dunner	33.216	12	5	Dev Gore	1:42.667	1:42.667	12	
13	11	Brad Benavides	30.368	8	Lukas Dunner	39.222	5	Dev Gore	33.285	13	8	Lukas Dunner	1:42.798	1:43.410	14	
14	5	Dev Gore	30.390	11	Brad Benavides	39.479	11	Brad Benavides	33.368	14	11	Brad Benavides	1:43.215	1:43.215	13	
15	6	Alessandro Bracalente	31.030	6	Alessandro Bracalente	39.895	6	Alessandro Bracalente	33.501	15	6	Alessandro Bracalente	1:44.426	1:44.496	15	



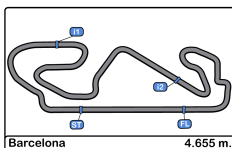


Circuito de Barcelona
Euroformula Open
Qualifying - 1
Best 5 Lap Times



Cls	Nº	Entrant	Nat	Driver	Nat	Cat	Cls	Chassis	Team	Best 1		Best 2		Best 3		Best 4		Best 5	
										Time	Lap	Time	Lap	Time	Lap	Time	Lap	Time	Lap
1	18	Campos Racing	ESP	Marcos Siebert	ARG			Dallara F312	Campos Racing	1:40.657	14	1:40.749	13	1:41.772	12	1:43.014	11	1:46.654	10
2	4	RP Motorsport	ITA	Felipe Drugovich	BRA			Dallara F312	RP Motorsport	1:40.871	10	1:42.436	9	1:42.582	8	1:44.654	7	1:48.886	6
3	34	Carlin Motorsport	GBR	Matheus Iorio	BRA			Dallara F312	Carlin Motorsport	1:41.042	14	1:41.957	13	1:43.190	11	1:43.957	10	1:44.771	9
4	1	RP Motorsport	ITA	David Schumacher	DEU	R	1	Dallara F312	RP Motorsport	1:41.060	14	1:41.408	13	1:41.741	15	1:44.917	8	1:45.763	7
5	28	Carlin Motorsport	GBR	Cameron Das	USA			Dallara F312	Carlin Motorsport	1:41.260	14	1:41.853	13	1:43.110	11	1:44.330	10	1:45.459	9
6	10	RACE	ESP	Bent Viscaal	NLD	R	2	Dallara F312	Teo Martin Motorsport	1:41.476	11	1:42.793	10	1:42.936	9	1:44.480	8	1:47.105	4
7	77	RP Motorsport	ITA	Guilherme Samaia	BRA			Dallara F312	RP Motorsport	1:41.725	10	1:42.950	9	1:43.579	8	1:45.611	7	1:49.405	6
8	58	Drivex School	ESP	Javier Gonzalez	MEX	R	3	Dallara F312	Drivex School	1:41.896	13	1:42.615	12	1:44.853	10	1:48.885	6	1:49.993	5
9	3	RP Motorsport	ITA	Kaylen Frederick	USA	R	4	Dallara F312	RP Motorsport	1:42.193	14	1:42.584	13	1:44.376	12	1:46.684	8	1:47.264	9
10	22	Drivex School	ESP	Patrick Schott	CHE	R	5	Dallara F312	Drivex School	1:42.553	13	1:44.201	12	1:45.056	11	1:45.608	10	1:48.509	9
11	51	RACE	ESP	Aldo Festante	ITA	R	6	Dallara F312	Teo Martin Motorsport	1:42.583	14	1:42.676	13	1:43.505	12	1:45.786	11	1:48.365	7
12	5	Carlin Motorsport	GBR	Dev Gore	USA	R	7	Dallara F312	Carlin Motorsport	1:42.667	15	1:43.852	14	1:44.319	12	1:45.109	13	1:46.061	11
13	11	Campos Racing	ESP	Brad Benavides	USA	R	8	Dallara F312	Campos Racing	1:43.215	13	1:43.927	12	1:46.816	11	1:47.509	10	1:49.523	7
14	8	Drivex School	ESP	Lukas Dunner	AUT	R	9	Dallara F312	Drivex School	1:43.410	13	1:43.998	14	1:46.391	8	1:48.903	7	1:53.458	2
15	6	RP Motorsport	ITA	Alessandro Bracalente	ITA			Dallara F312	RP Motorsport	1:44.496	13	1:45.119	12	1:46.035	11	1:48.433	10	1:53.830	5



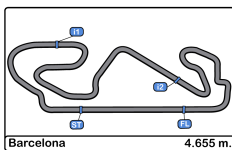


Circuit de Barcelona
Euroformula Open
Qualifying - 1
Best 5 Top Speeds



Cls	Nº	Entrant	Nat	Driver	Nat	Cat	Cls	Chassis	Team	Top 1		Top 2		Top 3		Top 4		Top 5		Avg
										Km/h	Lap	Km/h	Lap	Km/h	Lap	Km/h	Lap	Km/h	Lap	
1	3	RP Motorsport	ITA	Kaylen Frederick	USA	R	1	Dallara F312	RP Motorsport	241.0	7	236.3	16	235.2	8	235.2	13	234.7	9	236.5
2	18	Campos Racing	ESP	Marcos Siebert	ARG			Dallara F312	Campos Racing	238.4	7	237.8	14	237.8	15	236.8	8	236.8	12	237.5
3	51	RACE	ESP	Aldo Festante	ITA	R	2	Dallara F312	Teo Martin Motorsport	238.4	7	236.3	6	236.3	14	234.7	11	234.7	12	236.1
4	10	RACE	ESP	Bent Viscaal	NLD	R	3	Dallara F312	Teo Martin Motorsport	237.8	11	237.3	12	236.8	10	235.8	4	235.8	5	236.7
5	28	Carlin Motorsport	GBR	Cameron Das	USA			Dallara F312	Carlin Motorsport	237.8	15	236.3	14	234.7	13	234.2	12	233.7	11	235.4
6	11	Campos Racing	ESP	Brad Benavides	USA	R	4	Dallara F312	Campos Racing	237.3	12	234.7	13	234.7	14	233.7	11	232.2	10	234.5
7	1	RP Motorsport	ITA	David Schumacher	DEU	R	5	Dallara F312	RP Motorsport	236.8	13	236.3	14	235.8	15	234.7	9	234.2	11	235.6
8	58	Drivex School	ESP	Javier Gonzalez	MEX	R	6	Dallara F312	Drivex School	236.3	10	235.8	11	235.8	14	235.8	15	235.2	4	235.8
9	22	Drivex School	ESP	Patrick Schott	CHE	R	7	Dallara F312	Drivex School	235.2	11	234.7	12	233.7	14	233.7	15	233.2	13	234.1
10	34	Carlin Motorsport	GBR	Matheus Iorio	BRA			Dallara F312	Carlin Motorsport	235.2	14	234.7	12	234.7	13	233.7	11	232.7	5	234.2
11	4	RP Motorsport	ITA	Felipe Drugovich	BRA			Dallara F312	RP Motorsport	234.2	9	234.2	11	234.2	12	233.7	10	232.2	8	233.7
12	8	Drivex School	ESP	Lukas Dunner	AUT	R	8	Dallara F312	Drivex School	234.2	13	234.2	14	232.2	7	232.2	8	232.2	9	233.0
13	5	Carlin Motorsport	GBR	Dev Gore	USA	R	9	Dallara F312	Carlin Motorsport	233.7	14	233.2	13	232.2	12	231.7	4	231.7	11	232.5
14	6	RP Motorsport	ITA	Alessandro Bracalente	ITA			Dallara F312	RP Motorsport	232.7	13	232.2	12	231.7	10	231.7	14	231.2	11	231.9
15	77	RP Motorsport	ITA	Guilherme Samaia	BRA			Dallara F312	RP Motorsport	232.7	9	232.7	10	232.7	11	232.7	12	232.2	7	232.6



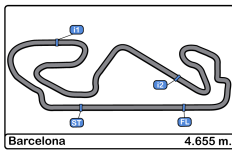


Circuito de Barcelona
Euroformula Open
Qualifying - 1
Fastest Laps Sequence



Lap	Time of Day	Session Time	Nº	Entrant	Nat	Driver	Nat	Cat	Chassis	Team	Time	Km/h
2	10:29:08.929	4:08.929	3	RP Motorsport	ITA	Kaylen Frederick	USA	R	Dallara F312	RP Motorsport	2:01.516	137.9
2	10:29:14.342	4:14.342	28	Carlin Motorsport	GBR	Cameron Das	USA		Dallara F312	Carlin Motorsport	2:00.187	139.4
2	10:29:18.444	4:18.444	34	Carlin Motorsport	GBR	Matheus Iorio	BRA		Dallara F312	Carlin Motorsport	1:52.238	149.3
3	10:31:10.393	6:10.393	34	Carlin Motorsport	GBR	Matheus Iorio	BRA		Dallara F312	Carlin Motorsport	1:51.949	149.6
2	10:32:37.095	7:37.095	4	RP Motorsport	ITA	Felipe Drugovich	BRA		Dallara F312	RP Motorsport	1:50.117	152.1
3	10:34:26.312	9:26.312	4	RP Motorsport	ITA	Felipe Drugovich	BRA		Dallara F312	RP Motorsport	1:49.217	153.4
6	10:37:11.558	12:11.558	58	Drivex School	ESP	Javier Gonzalez	MEX	R	Dallara F312	Drivex School	1:48.885	153.9
6	10:37:12.234	12:12.234	51	RACE	ESP	Aldo Festante	ITA	R	Dallara F312	Teo Martin Motorsport	1:48.481	154.4
7	10:39:00.599	14:00.599	51	RACE	ESP	Aldo Festante	ITA	R	Dallara F312	Teo Martin Motorsport	1:48.365	154.6
4	10:39:12.088	14:12.088	10	RACE	ESP	Bent Viscaal	NLD	R	Dallara F312	Teo Martin Motorsport	1:47.105	156.4
7	10:40:30.218	15:30.218	1	RP Motorsport	ITA	David Schumacher	DEU	R	Dallara F312	RP Motorsport	1:45.763	158.4
8	10:42:15.135	17:15.135	1	RP Motorsport	ITA	David Schumacher	DEU	R	Dallara F312	RP Motorsport	1:44.917	159.7
9	10:46:26.566	21:26.566	34	Carlin Motorsport	GBR	Matheus Iorio	BRA		Dallara F312	Carlin Motorsport	1:44.771	159.9
10	10:46:53.642	21:53.642	28	Carlin Motorsport	GBR	Cameron Das	USA		Dallara F312	Carlin Motorsport	1:44.330	160.6
10	10:48:10.523	23:10.523	34	Carlin Motorsport	GBR	Matheus Iorio	BRA		Dallara F312	Carlin Motorsport	1:43.957	161.2
11	10:48:36.752	23:36.752	28	Carlin Motorsport	GBR	Cameron Das	USA		Dallara F312	Carlin Motorsport	1:43.110	162.5
9	10:50:34.214	25:34.214	10	RACE	ESP	Bent Viscaal	NLD	R	Dallara F312	Teo Martin Motorsport	1:42.936	162.8
8	10:50:54.390	25:54.390	4	RP Motorsport	ITA	Felipe Drugovich	BRA		Dallara F312	RP Motorsport	1:42.582	163.3
13	10:52:05.627	27:05.627	28	Carlin Motorsport	GBR	Cameron Das	USA		Dallara F312	Carlin Motorsport	1:41.853	164.5
12	10:52:49.734	27:49.734	18	Campos Racing	ESP	Marcos Siebert	ARG		Dallara F312	Campos Racing	1:41.772	164.6
13	10:52:51.949	27:51.949	1	RP Motorsport	ITA	David Schumacher	DEU	R	Dallara F312	RP Motorsport	1:41.408	165.2
14	10:53:46.887	28:46.887	28	Carlin Motorsport	GBR	Cameron Das	USA		Dallara F312	Carlin Motorsport	1:41.260	165.4
10	10:54:17.697	29:17.697	4	RP Motorsport	ITA	Felipe Drugovich	BRA		Dallara F312	RP Motorsport	1:40.871	166.1
13	10:54:30.483	29:30.483	18	Campos Racing	ESP	Marcos Siebert	ARG		Dallara F312	Campos Racing	1:40.749	166.3



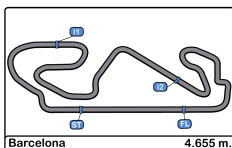


Circuit de Barcelona
 Euroformula Open
 Qualifying - 1
 Fastest Laps Sequence



Lap	Time of Day	Session Time	Nº	Entrant	Nat	Driver	Nat	Cat	Chassis	Team	Time	Km/h
14	10:56:11.140	31:11.140	18	Campos Racing	ESP	Marcos Siebert	ARG		Dallara F312	Campos Racing	1:40.657	166.4



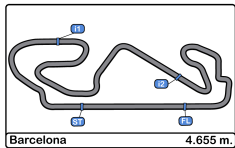


Circuito de Barcelona
Euroformula Open
Qualifying - 1
Event Best Maximum Speed



Nº	Entrant	Nat	Driver	Nat	Cat	Clas	Chassis	Team	Km/h	Session
4	RP Motorsport	ITA	Felipe Drugovich	BRA			Dallara F312	RP Motorsport	243.7	Free Practice - 2
3	RP Motorsport	ITA	Kaylen Frederick	USA	R	1	Dallara F312	RP Motorsport	242.1	Free Practice - 1
1	RP Motorsport	ITA	David Schumacher	DEU	R	2	Dallara F312	RP Motorsport	241.6	Free Practice - 2
77	RP Motorsport	ITA	Guilherme Samaia	BRA			Dallara F312	RP Motorsport	241.0	Free Practice - 2
28	Carlin Motorsport	GBR	Cameron Das	USA			Dallara F312	Carlin Motorsport	241.0	Free Practice - 2
5	Carlin Motorsport	GBR	Dev Gore	USA	R	3	Dallara F312	Carlin Motorsport	241.0	Free Practice - 2
34	Carlin Motorsport	GBR	Matheus Iorio	BRA			Dallara F312	Carlin Motorsport	240.5	Free Practice - 1
18	Campos Racing	ESP	Marcos Siebert	ARG			Dallara F312	Campos Racing	240.5	Free Practice - 1
11	Campos Racing	ESP	Brad Benavides	USA	R	4	Dallara F312	Campos Racing	240.5	Free Practice - 2
51	RACE	ESP	Aldo Festante	ITA	R	5	Dallara F312	Teo Martin Motorsport	238.9	Free Practice - 1
8	Drivex School	ESP	Lukas Dunner	AUT	R	6	Dallara F312	Drivex School	238.9	Free Practice - 1
58	Drivex School	ESP	Javier Gonzalez	MEX	R	7	Dallara F312	Drivex School	238.9	Free Practice - 2
10	RACE	ESP	Bent Viscaal	NLD	R	8	Dallara F312	Teo Martin Motorsport	238.4	Free Practice - 2
22	Drivex School	ESP	Patrick Schott	CHE	R	9	Dallara F312	Drivex School	236.8	Free Practice - 2
6	RP Motorsport	ITA	Alessandro Bracalente	ITA			Dallara F312	RP Motorsport	236.3	Free Practice - 2





Circuit de Barcelona
Euroformula Open
Qualifying - 1
Pit Stop Analysis



1 David Schumacher R RP Motorsport
 Dallara F312

Nr.	In Day Time	In Time	Out Time	Pit Time	T. Pit Time	Handicap	Penalty
1	10:33:18.645	10:33:18.645	10:34:46.466	1:27.821	1:27.821		
2	10:44:02.230	10:44:02.230	10:45:36.701	1:34.471	3:02.292		

3 Kaylen Frederick R RP Motorsport
 Dallara F312

Nr.	In Day Time	In Time	Out Time	Pit Time	T. Pit Time	Handicap	Penalty
1	10:29:06.391	10:29:06.391	10:30:49.879	1:43.488	1:43.488		
2	10:45:57.762	10:45:57.762	10:47:24.822	1:27.060	3:10.548		

4 Felipe Drugovich RP Motorsport
 Dallara F312

Nr.	In Day Time	In Time	Out Time	Pit Time	T. Pit Time	Handicap	Penalty
1	10:36:18.783	10:36:18.783	10:43:32.499	7:13.716	7:13.716		

5 Dev Gore R Carlin Motorsport
 Dallara F312

Nr.	In Day Time	In Time	Out Time	Pit Time	T. Pit Time	Handicap	Penalty
1	10:38:50.449	10:38:50.449	10:41:02.849	2:12.400	2:12.400		

6 Alessandro Bracalente RP Motorsport
 Dallara F312

Nr.	In Day Time	In Time	Out Time	Pit Time	T. Pit Time	Handicap	Penalty
1	10:37:43.811	10:37:43.811	10:39:48.812	2:05.001	2:05.001		

8 Lukas Dunner R Drivex School
 Dallara F312

Nr.	In Day Time	In Time	Out Time	Pit Time	T. Pit Time	Handicap	Penalty
1	10:31:33.060	10:31:33.060	10:32:50.146	1:17.086	1:17.086		
2	10:44:30.897	10:44:30.897	10:45:49.454	1:18.557	2:35.643		

10 Bent Viscaal R Teo Martin Motorsport
 Dallara F312

Nr.	In Day Time	In Time	Out Time	Pit Time	T. Pit Time	Handicap	Penalty
1	10:41:04.348	10:41:04.348	10:43:13.667	2:09.319	2:09.319		

11 Brad Benavides R Campos Racing
 Dallara F312

Nr.	In Day Time	In Time	Out Time	Pit Time	T. Pit Time	Handicap	Penalty
1	10:30:39.393	10:30:39.393	10:32:07.886	1:28.493	1:28.493		
2	10:43:58.840	10:43:58.840	10:45:52.806	1:53.966	3:22.459		

18 Marcos Siebert Campos Racing
 Dallara F312

Nr.	In Day Time	In Time	Out Time	Pit Time	T. Pit Time	Handicap	Penalty
1	10:30:01.426	10:30:01.426	10:31:01.412	59.986	59.986		
2	10:42:23.971	10:42:23.971	10:45:39.272	3:15.301	4:15.287		

22 Patrick Schott R Drivex School
 Dallara F312

Nr.	In Day Time	In Time	Out Time	Pit Time	T. Pit Time	Handicap	Penalty
1	10:39:40.858	10:39:40.858	10:43:49.734	4:08.876	4:08.876		

28 Cameron Das Carlin Motorsport
 Dallara F312

Nr.	In Day Time	In Time	Out Time	Pit Time	T. Pit Time	Handicap	Penalty
1	10:36:46.257	10:36:46.257	10:39:31.303	2:45.046	2:45.046		

34 Matheus Iorio Carlin Motorsport
 Dallara F312

Nr.	In Day Time	In Time	Out Time	Pit Time	T. Pit Time	Handicap	Penalty
1	10:34:56.065	10:34:56.065	10:38:53.846	3:57.781	3:57.781		

51 Aldo Festante R Teo Martin Motorsport
 Dallara F312

Nr.	In Day Time	In Time	Out Time	Pit Time	T. Pit Time	Handicap	Penalty
1	10:40:54.785	10:40:54.785	10:44:01.447	3:06.662	3:06.662		

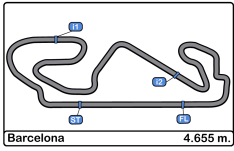
58 Javier Gonzalez R Drivex School
 Dallara F312

Nr.	In Day Time	In Time	Out Time	Pit Time	T. Pit Time	Handicap	Penalty
1	10:39:13.868	10:39:13.868	10:44:00.616	4:46.748	4:46.748		

77 Guilherme Samaia RP Motorsport
 Dallara F312

Nr.	In Day Time	In Time	Out Time	Pit Time	T. Pit Time	Handicap	Penalty
1	10:36:11.590	10:36:11.590	10:43:30.199	7:18.609	7:18.609		

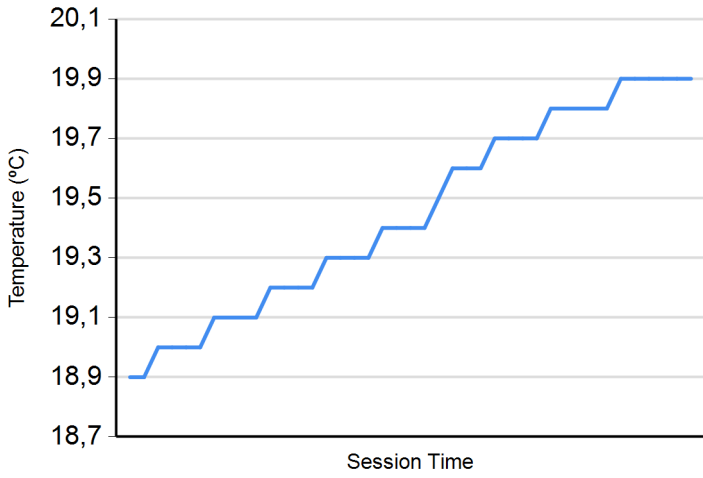




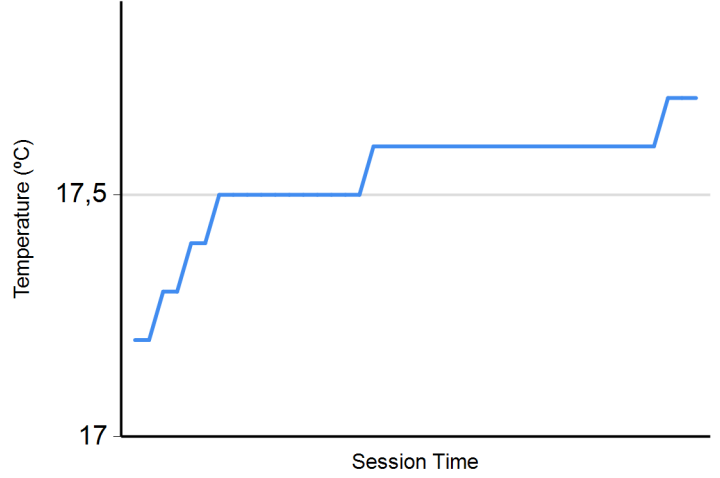
Circuit de Barcelona
Euroformula Open
Qualifying - 1
Weather Report



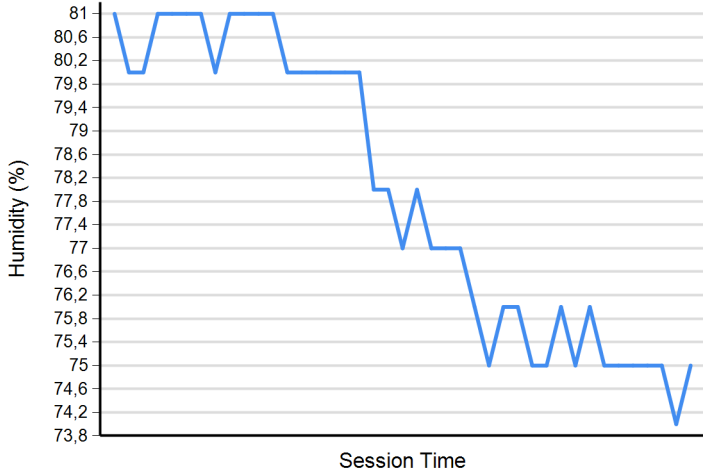
Air Temperature



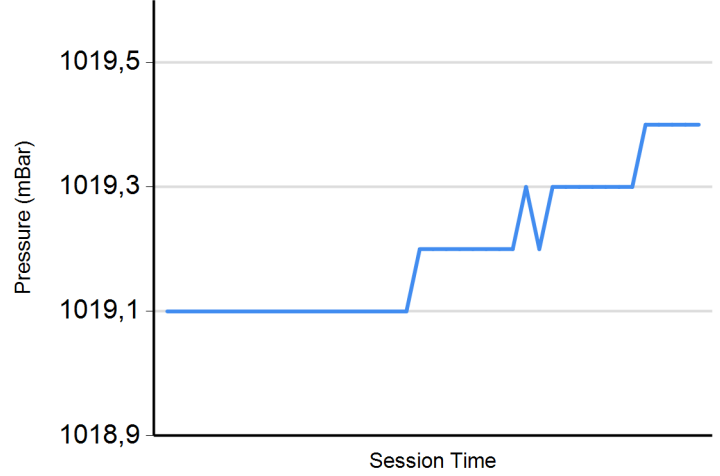
Track Temperature



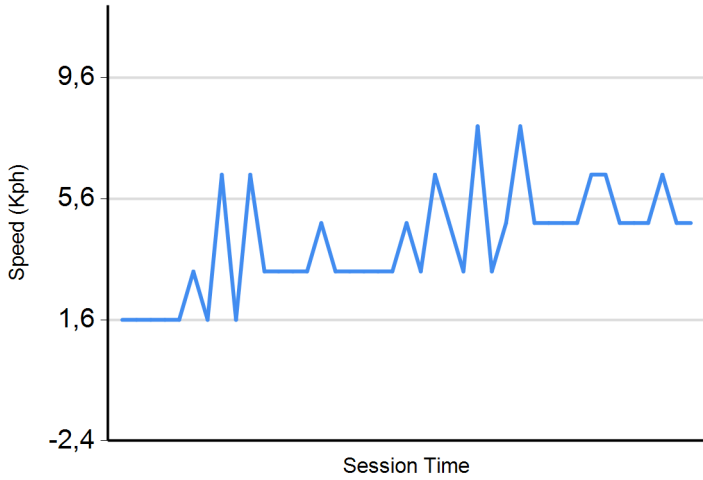
Humidity



Pressure



Wind Speed



Wind direction

North = 0°/360° Est = 90° South = 180° West = 270°

