

Circuito de Barcelona
Euroformula Open
Race - 2
Provisional Results



Cls	Nº	Entrant	Nat	Driver	Nat	Cat	Cls	Chassis	Team	Laps	Total Time	Gap	Interval	Km/h	Best	Time	Km/h
1	4	RP Motorsport	ITA	Felipe Drugovich	BRA			Dallara F312	RP Motorsport	19	36:11.462			146.6	12	1:39.415	168.5
2	10	RACE	ESP	Bent Viscaal	NLD	R	1	Dallara F312	Teo Martin Motorsport	19	36:12.395	0.933	0.933	146.5	12	1:39.287	168.7
3	18	Campos Racing	ESP	Marcos Siebert	ARG			Dallara F312	Campos Racing	19	36:16.166	4.704	3.771	146.3	10	1:40.190	167.2
4	1	RP Motorsport	ITA	David Schumacher	DEU	R	2	Dallara F312	RP Motorsport	19	36:16.897	5.435	0.731	146.2	13	1:40.333	167.0
5	28	Carlin Motorsport	GBR	Cameron Das	USA			Dallara F312	Carlin Motorsport	19	36:17.471	6.009	0.574	146.2	12	1:40.059	167.4
6	77	RP Motorsport	ITA	Guilherme Samaia	BRA			Dallara F312	RP Motorsport	19	36:18.998	7.536	1.527	146.1	11	1:40.951	166.0
7	51	RACE	ESP	Aldo Festante	ITA	R	3	Dallara F312	Teo Martin Motorsport	19	36:20.769	9.307	1.771	146.0	8	1:41.061	165.8
8	58	Drivex School	ESP	Javier Gonzalez	MEX	R	4	Dallara F312	Drivex School	19	36:21.026	9.564	0.257	145.9	19	1:40.912	166.0
9	3	RP Motorsport	ITA	Kaylen Frederick	USA	R	5	Dallara F312	RP Motorsport	19	36:22.419	10.957	1.393	145.8	11	1:40.926	166.0
10	5	Carlin Motorsport	GBR	Dev Gore	USA	R	6	Dallara F312	Carlin Motorsport	19	36:24.003	12.541	1.584	145.7	9	1:41.246	165.5
11	22	Drivex School	ESP	Patrick Schott	CHE	R	7	Dallara F312	Drivex School	19	36:26.971	15.509	2.968	145.5	8	1:41.098	165.7
12	6	RP Motorsport	ITA	Alessandro Bracalente	ITA			Dallara F312	RP Motorsport	18	36:26.680	1 Lap	1 Lap	137.9	18	1:42.254	163.8
13	11	Campos Racing	ESP	Brad Benavides	USA	R	8	Dallara F312	Campos Racing	17	33:06.143	2 Laps	1 Lap	143.4	11	1:40.913	166.0
Not classified: (Requirements: 75% of number laps of leader = 15 Laps)																	
	8	Drivex School	ESP	Lukas Dunner	AUT	R	9	Dallara F312	Drivex School	12	22:17.775	7 Laps	5 Laps	150.3	12	1:40.360	166.9
	34	Carlin Motorsport	GBR	Matheus Iorio	BRA			Dallara F312	Carlin Motorsport	2	3:30.829	17 Laps	10 Laps	158.9	2	1:41.496	165.1

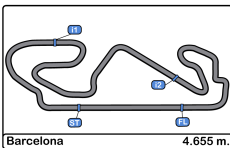
Fastest lap Bent Viscaal in 1:39.287 at 168.8 Km/h in lap 12

Published at:.....

Track Temp: **27.4 °C** Air Temp: **23.2 °C** Humidity: **62 %** Track Status: **WET**

Stewards:	Race Director:	Timekeeper:





Circuito de Barcelona
Euroformula Open
Race - 2
Provisional Results by Class



Cls	Nº	Entrant	Nat	Driver	Nat	Cat	Cls	Chassis	Team	Laps	Total Time	Gap	Interval	Km/h	Best	Time	Km/h
1	4	RP Motorsport	ITA	Felipe Drugovich	BRA			Dallara F312	RP Motorsport	19	36:11.462			146.6	12	1:39.415	168.5
2	18	Campos Racing	ESP	Marcos Siebert	ARG			Dallara F312	Campos Racing	19	36:16.166	4.704	4.704	146.3	10	1:40.190	167.2
3	28	Carlin Motorsport	GBR	Cameron Das	USA			Dallara F312	Carlin Motorsport	19	36:17.471	6.009	1.305	146.2	12	1:40.059	167.4
4	77	RP Motorsport	ITA	Guilherme Samaia	BRA			Dallara F312	RP Motorsport	19	36:18.998	7.536	1.527	146.1	11	1:40.951	166.0
5	6	RP Motorsport	ITA	Alessandro Bracalente	ITA			Dallara F312	RP Motorsport	18	36:26.680	1 Lap	1 Lap	137.9	18	1:42.254	163.8

Not classified: (Requirements: 75% of number laps of leader = 15 Laps)

34	Carlin Motorsport	GBR	Matheus Iorio	BRA			Dallara F312	Carlin Motorsport	2	3:30.829	17 Laps	16 Laps	158.9	2	1:41.496	165.1
----	-------------------	-----	---------------	-----	--	--	--------------	-------------------	---	-----------------	---------	---------	-------	---	----------	-------

Rookie

1	10	RACE	ESP	Bent Viscaal	NLD	R	1	Dallara F312	Teo Martin Motorsport	19	36:12.395			146.5	12	1:39.287	168.7
2	1	RP Motorsport	ITA	David Schumacher	DEU	R	2	Dallara F312	RP Motorsport	19	36:16.897	5.435	4.502	146.2	13	1:40.333	167.0
3	51	RACE	ESP	Aldo Festante	ITA	R	3	Dallara F312	Teo Martin Motorsport	19	36:20.769	9.307	3.872	146.0	8	1:41.061	165.8
4	58	Drivex School	ESP	Javier Gonzalez	MEX	R	4	Dallara F312	Drivex School	19	36:21.026	9.564	0.257	145.9	19	1:40.912	166.0
5	3	RP Motorsport	ITA	Kaylen Frederick	USA	R	5	Dallara F312	RP Motorsport	19	36:22.419	10.957	1.393	145.8	11	1:40.926	166.0
6	5	Carlin Motorsport	GBR	Dev Gore	USA	R	6	Dallara F312	Carlin Motorsport	19	36:24.003	12.541	1.584	145.7	9	1:41.246	165.5
7	22	Drivex School	ESP	Patrick Schott	CHE	R	7	Dallara F312	Drivex School	19	36:26.971	15.509	2.968	145.5	8	1:41.098	165.7
8	11	Campos Racing	ESP	Brad Benavides	USA	R	8	Dallara F312	Campos Racing	17	33:06.143	2 Laps	2 Laps	143.4	11	1:40.913	166.0

Not classified: (Requirements: 75% of number laps of leader = 15 Laps)

8	Drivex School	ESP	Lukas Dunner	AUT	R	9	Dallara F312	Drivex School	12	22:17.775	7 Laps	5 Laps	150.3	12	1:40.360	166.9
---	---------------	-----	--------------	-----	---	---	--------------	---------------	----	------------------	--------	--------	-------	----	----------	-------

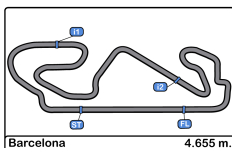
Fastest lap Bent Viscaal in 1:39.287 at 168.8 Km/h in lap 12

Published at:.....

Track Temp: **27.4 °C** Air Temp: **23.2 °C** Humidity: **62 %** Track Status: **WET**

Stewards:	Race Director:	Timekeeper:





Circuito de Barcelona

Euroformula Open

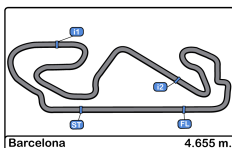
Race - 2

Provisional Classification by Driver Fastest Lap



Clas	Nº	Entrant	Nat	Driver	Nat	Cat	Clas	Chassis	Team	Laps	Best	Time	Gap	Interval	Km/h
1	10	RACE	ESP	Bent Viscaal	NLD	R	1	Dallara F312	Teo Martin Motorsport	19	12	1:39.287			168.7
2	4	RP Motorsport	ITA	Felipe Drugovich	BRA			Dallara F312	RP Motorsport	19	12	1:39.415	0.128	0.128	168.5
3	28	Carlin Motorsport	GBR	Cameron Das	USA			Dallara F312	Carlin Motorsport	19	12	1:40.059	0.772	0.644	167.4
4	18	Campos Racing	ESP	Marcos Siebert	ARG			Dallara F312	Campos Racing	19	10	1:40.190	0.903	0.131	167.2
5	1	RP Motorsport	ITA	David Schumacher	DEU	R	2	Dallara F312	RP Motorsport	19	13	1:40.333	1.046	0.143	167.0
6	8	Drivex School	ESP	Lukas Dunner	AUT	R	3	Dallara F312	Drivex School	12	12	1:40.360	1.073	0.027	166.9
7	58	Drivex School	ESP	Javier Gonzalez	MEX	R	4	Dallara F312	Drivex School	19	19	1:40.912	1.625	0.552	166.0
8	11	Campos Racing	ESP	Brad Benavides	USA	R	5	Dallara F312	Campos Racing	17	11	1:40.913	1.626	0.001	166.0
9	3	RP Motorsport	ITA	Kaylen Frederick	USA	R	6	Dallara F312	RP Motorsport	19	11	1:40.926	1.639	0.013	166.0
10	77	RP Motorsport	ITA	Guilherme Samaia	BRA			Dallara F312	RP Motorsport	19	11	1:40.951	1.664	0.025	166.0
11	51	RACE	ESP	Aldo Festante	ITA	R	7	Dallara F312	Teo Martin Motorsport	19	8	1:41.061	1.774	0.110	165.8
12	22	Drivex School	ESP	Patrick Schott	CHE	R	8	Dallara F312	Drivex School	19	8	1:41.098	1.811	0.037	165.7
13	5	Carlin Motorsport	GBR	Dev Gore	USA	R	9	Dallara F312	Carlin Motorsport	19	9	1:41.246	1.959	0.148	165.5
14	34	Carlin Motorsport	GBR	Matheus Iorio	BRA			Dallara F312	Carlin Motorsport	2	2	1:41.496	2.209	0.250	165.1
15	6	RP Motorsport	ITA	Alessandro Bracalente	ITA			Dallara F312	RP Motorsport	18	18	1:42.254	2.967	0.758	163.8





Circuito de Barcelona
Euroformula Open
Race - 2
Distance and Speed Average



Clas	Nº	Entrant	Nat	Driver	Nat	Cat	Clas	Chassis	Team	Laps	Distance	Total Time	Km/h
1	4	RP Motorsport	ITA	Felipe Drugovich	BRA			Dallara F312	RP Motorsport	19	88.44	36:11.462	146.6
2	10	RACE	ESP	Bent Viscaal	NLD	R	1	Dallara F312	Teo Martin Motorsport	19	88.44	36:12.395	146.5
3	18	Campos Racing	ESP	Marcos Siebert	ARG			Dallara F312	Campos Racing	19	88.44	36:16.166	146.3
4	1	RP Motorsport	ITA	David Schumacher	DEU	R	2	Dallara F312	RP Motorsport	19	88.44	36:16.897	146.2
5	28	Carlin Motorsport	GBR	Cameron Das	USA			Dallara F312	Carlin Motorsport	19	88.44	36:17.471	146.2
6	77	RP Motorsport	ITA	Guilherme Samaia	BRA			Dallara F312	RP Motorsport	19	88.44	36:18.998	146.1
7	51	RACE	ESP	Aldo Festante	ITA	R	3	Dallara F312	Teo Martin Motorsport	19	88.44	36:20.769	146.0
8	58	Drivex School	ESP	Javier Gonzalez	MEX	R	4	Dallara F312	Drivex School	19	88.44	36:21.026	145.9
9	3	RP Motorsport	ITA	Kaylen Frederick	USA	R	5	Dallara F312	RP Motorsport	19	88.44	36:22.419	145.8
10	5	Carlin Motorsport	GBR	Dev Gore	USA	R	6	Dallara F312	Carlin Motorsport	19	88.44	36:24.003	145.7
11	22	Drivex School	ESP	Patrick Schott	CHE	R	7	Dallara F312	Drivex School	19	88.44	36:26.971	145.5
12	6	RP Motorsport	ITA	Alessandro Bracalente	ITA			Dallara F312	RP Motorsport	18	83.79	36:26.680	137.9
13	11	Campos Racing	ESP	Brad Benavides	USA	R	8	Dallara F312	Campos Racing	17	79.13	33:06.143	143.4
Not classified: (Requirements: 75% of number laps of leader = 15 Laps)													
	8	Drivex School	ESP	Lukas Dunner	AUT	R	9	Dallara F312	Drivex School	12	55.86	22:17.775	150.3
	34	Carlin Motorsport	GBR	Matheus Iorio	BRA			Dallara F312	Carlin Motorsport	2	09.31	3:30.829	158.9





Circuit de Barcelona
Euroformula Open
Race - 2
Lap Analysis



1 David Schumacher R Dallara F312 RP Motorsport							4 Felipe Drugovich Dallara F312 RP Motorsport								
Lap	D	Time	Sector 1	Sector 2	Sector 3	T. Spd	Elapsed	Lap	D	Time	Sector 1	Sector 2	Sector 3	T. Spd	Elapsed
1		1:46.655	33.865	39.568	33.222	208.4	1:46.655	1		1:44.046	32.978	38.312	32.756	204.1	1:44.046
2		1:41.256	29.315	38.789	33.152	234.2	3:27.911	2		1:40.077	29.386	37.998	32.693	227.8	3:24.123
3		1:40.755	29.249	38.425	33.081	232.7	5:08.666	3		1:39.975	29.281	38.056	32.638	227.8	5:04.098
4		2:50.914	44.615	1:16.213	50.086	169.8	7:59.580	4		2:52.803	46.718	1:15.888	50.197	177.9	7:56.901
5		2:32.437	49.386	57.058	45.993	125.2	10:32.017	5		2:33.789	49.110	56.627	48.052	138.2	10:30.690
6		1:41.451	29.277	38.875	33.299	234.7	12:13.468	6		1:40.249	29.510	38.082	32.657	226.4	12:10.939
7		1:40.838	29.214	38.443	33.181	234.7	13:54.306	7		1:39.644	29.228	37.871	32.545	228.3	13:50.583
8		1:40.619	29.191	38.365	33.063	232.7	15:34.925	8		1:39.667	29.242	37.907	32.518	227.8	15:30.250
9		1:40.575	29.195	38.308	33.072	233.2	17:15.500	9		1:39.742	29.177	37.963	32.602	229.2	17:09.992
10		1:40.493	29.119	38.351	33.023	232.7	18:55.993	10		1:39.643	29.145	37.950	32.548	230.2	18:49.635
11		1:40.409	29.191	38.296	32.922	231.2	20:36.402	11		1:39.535	29.090	37.866	32.579	229.2	20:29.170
12		1:40.392	29.207	38.202	32.983	231.7	22:16.794	12		1:39.415	29.015	37.871	32.529	229.7	22:08.585
13		1:40.333	29.087	38.231	33.015	232.7	23:57.127	13		1:39.594	29.113	37.939	32.542	228.8	23:48.179
14		1:47.973	29.222	40.627	38.124	230.7	25:45.100	14		1:46.875	29.153	39.762	37.960	228.3	25:35.054
15		2:55.692	43.160	1:14.901	57.631	187.8	28:40.792	15		3:02.769	50.587	1:15.016	57.166	167.9	28:37.823
16		2:32.926	49.571	58.034	45.321	109.2	31:13.718	16		2:34.289	49.496	58.338	46.455	120.0	31:12.112
17		1:41.905	29.625	39.122	33.158	235.2	32:55.623	17		1:40.084	29.380	37.979	32.725	225.4	32:52.196
18		1:40.654	29.102	38.576	32.976	235.8	34:36.277	18		1:39.714	29.148	37.880	32.686	228.8	34:31.910
19		1:40.620	28.972	38.568	33.080	234.7	36:16.897	19		1:39.552	29.150	37.812	32.590	228.3	36:11.462

3 Kaylen Frederick R Dallara F312 RP Motorsport							5 Dev Gore R Dallara F312 Carlin Motorsport								
Lap	D	Time	Sector 1	Sector 2	Sector 3	T. Spd	Elapsed	Lap	D	Time	Sector 1	Sector 2	Sector 3	T. Spd	Elapsed
1		1:48.762	34.668	40.406	33.688	213.0	1:48.762	1		1:51.626	36.167	41.186	34.273	213.4	1:51.626
2		1:41.287	29.302	38.558	33.427	233.7	3:30.049	2		1:42.520	29.561	39.208	33.751	236.8	3:34.146
3		1:44.866	29.230	41.933	33.703	232.7	5:14.915	3		1:43.952	29.987	39.526	34.439	230.7	5:18.098
4		2:47.205	41.248	1:15.643	50.314	213.0	8:02.120	4		2:48.858	42.399	1:15.317	51.142	201.1	8:06.956
5		2:31.534	49.481	56.964	45.089	113.0	10:33.654	5		2:28.423	49.042	56.991	42.390	160.4	10:35.379
6		1:41.862	29.343	39.024	33.495	234.7	12:15.516	6		1:42.432	29.598	39.329	33.505	233.7	12:17.811
7		1:41.150	29.147	38.628	33.375	236.8	13:56.666	7		1:43.267	29.429	39.149	34.689	237.8	14:01.078
8		1:41.391	29.027	38.703	33.661	235.8	15:38.057	8		1:42.774	30.281	39.153	33.340	231.2	15:43.852
9		1:42.989	30.850	38.845	33.294	232.2	17:21.046	9		1:41.246	29.405	38.490	33.351	235.2	17:25.098
10		1:41.294	29.310	38.607	33.377	230.2	19:02.340	10		1:41.492	29.380	38.633	33.479	233.7	19:06.590
11		1:40.926	29.378	38.374	33.174	228.8	20:43.266	11		1:42.269	29.588	38.779	33.902	230.7	20:48.859
12		1:42.575	29.105	38.607	34.863	229.2	22:25.841	12		1:42.340	29.698	39.082	33.560	228.8	22:31.199
13		1:43.238	30.917	38.837	33.484	234.2	24:09.079	13		1:42.187	29.574	38.914	33.699	227.8	24:13.386
14		1:44.932	29.166	41.335	34.431	232.7	25:54.011	14		1:46.889	29.615	42.112	35.162	230.7	26:00.275
15		2:51.429	39.056	1:14.613	57.760	194.2	28:45.440	15		2:48.997	36.228	1:14.238	58.531	226.4	28:49.272
16		2:30.908	48.936	58.826	43.146	123.5	31:16.348	16		2:28.822	48.385	59.026	41.411	146.1	31:18.094
17		1:43.043	30.270	39.130	33.643	227.3	32:59.391	17		1:42.779	29.748	38.945	34.086	231.7	33:00.873
18		1:41.786	29.110	39.063	33.613	234.2	34:41.177	18		1:41.637	29.486	38.801	33.350	229.2	34:42.510
19		1:41.242	29.199	38.836	33.207	232.7	36:22.419	19		1:41.493	29.468	38.811	33.214	228.8	36:24.003





Circuit de Barcelona
Euroformula Open
Race - 2
Lap Analysis



6

Alessandro Bracalente

Dallara F312

10

Bent Viscaal

R

Dallara F312

RP Motorsport

Teo Martin Motorsport

Lap	D	Time	Sector 1	Sector 2	Sector 3	T. Spd	Elapsed	Lap	D	Time	Sector 1	Sector 2	Sector 3	T. Spd	Elapsed
1		1:52.857	36.499	41.190	35.168	215.1	1:52.857	1		1:44.696	33.181	38.676	32.839	205.7	1:44.696
2		1:42.610	29.669	39.317	33.624	234.2	3:35.467	2		1:40.138	29.135	38.157	32.846	234.7	3:24.834
3		1:43.951	29.530	39.995	34.426	232.2	5:19.418	3		1:39.921	28.996	38.148	32.777	234.7	5:04.755
4		2:48.848	43.134	1:14.714	51.000	185.5	8:08.266	4		2:52.942	46.719	1:16.429	49.794	165.8	7:57.697
5		2:28.874	49.904	56.678	42.292	140.0	10:37.140	5		2:33.554	49.037	56.852	47.665	161.6	10:31.251
6		1:48.085 P	30.540	40.304	37.241	227.8	12:25.225	6		1:40.232	29.233	38.259	32.740	234.2	12:11.483
7		2:50.709	1:37.458	39.365	33.886	178.8	15:15.934	7		1:39.803	29.053	38.064	32.686	236.3	13:51.286
8		1:44.395	30.012	40.253	34.130	225.4	17:00.329	8		1:39.759	29.040	37.992	32.727	234.2	15:31.045
9		1:42.696	29.940	39.175	33.581	226.4	18:43.025	9		1:39.881	28.898	38.156	32.827	234.7	17:10.926
10		1:42.616	30.060	38.927	33.629	225.4	20:25.641	10		1:39.708	28.930	37.932	32.846	235.2	18:50.634
11		1:47.223	30.168	43.247	33.808	225.0	22:12.864	11		1:39.725	28.886	37.964	32.875	233.7	20:30.359
12		1:52.689	29.766	44.794	38.129	226.4	24:05.553	12		1:39.287	28.865	37.765	32.657	233.7	22:09.646
13		1:59.336	31.801	51.844	35.691	225.4	26:04.889	13		1:39.584	28.894	37.884	32.806	233.2	23:49.230
14		2:45.287	32.816	1:13.656	58.815	225.4	28:50.176	14		1:46.641	29.001	39.948	37.692	233.2	25:35.871
15		2:28.636	48.080	59.219	41.337	147.7	31:18.812	15		3:02.471	50.575	1:15.077	56.819	158.8	28:38.342
16		1:43.094	30.040	39.365	33.689	230.7	33:01.906	16		2:34.401	49.802	58.295	46.304	114.1	31:12.743
17		1:42.520	29.668	39.187	33.665	230.2	34:44.426	17		1:40.212	29.245	38.159	32.808	233.2	32:52.955
18		1:42.254	29.691	38.881	33.682	228.3	36:26.680	18		1:39.708	28.947	37.942	32.819	234.2	34:32.663
19		1:39.732						19		1:39.732	28.993	37.807	32.932	233.7	36:12.395

8

Lukas Dunner

R

Dallara F312

11

Brad Benavides

R

Dallara F312

Drivex School

Campos Racing

Lap	D	Time	Sector 1	Sector 2	Sector 3	T. Spd	Elapsed	Lap	D	Time	Sector 1	Sector 2	Sector 3	T. Spd	Elapsed
1		1:47.666	33.675	40.805	33.186	204.5	1:47.666	1		1:51.287	35.870	40.956	34.461	215.5	1:51.287
2		1:41.290	29.436	38.840	33.014	229.7	3:28.956	2		1:42.279	29.350	39.187	33.742	232.2	3:33.566
3		1:41.075	29.308	38.715	33.052	230.2	5:10.031	3		1:44.977	29.627	40.344	35.006	235.2	5:18.543
4		2:50.175	43.946	1:16.134	50.095	183.0	8:00.206	4		2:49.215	43.480	1:14.588	51.147	182.7	8:07.758
5		2:32.264	49.459	57.218	45.587	117.7	10:32.470	5		2:28.281	49.828	56.835	41.618	144.5	10:36.039
6		1:41.767	29.492	39.049	33.226	231.2	12:14.237	6		1:43.101	29.726	39.719	33.656	234.7	12:19.140
7		1:40.649	29.246	38.490	32.913	231.7	13:54.886	7		1:42.045	29.376	38.763	33.906	231.2	14:01.185
8		1:40.794	29.220	38.561	33.013	233.2	15:35.680	8		1:42.135	29.873	38.953	33.309	233.7	15:43.320
9		1:40.701	29.271	38.371	33.059	232.2	17:16.381	9		1:40.994	29.379	38.448	33.167	228.3	17:24.314
10		1:40.572	29.172	38.399	33.001	231.2	18:56.953	10		1:41.033	29.311	38.472	33.250	230.7	19:05.347
11		1:40.462	29.194	38.306	32.962	231.7	20:37.415	11		1:40.913	29.156	38.615	33.142	230.7	20:46.260
12		1:40.360	29.215	38.211	32.934	229.7	22:17.775	12		1:41.877	29.137	38.510	34.230	232.7	22:28.137
13			29.172	38.801		229.2		13		1:43.256	29.367	39.174	34.715	229.7	24:11.393
								14		1:46.035	29.503	41.830	34.702	229.7	25:57.428
								15		2:50.801	38.083	1:13.996	58.722	211.3	28:48.229
								16		2:29.003	48.803	58.833	41.367	131.3	31:17.232
								17		1:48.911 P	29.700	39.403	39.808	230.7	33:06.143





Circuit de Barcelona
Euroformula Open
Race - 2
Lap Analysis



18

Marcos Siebert

Dallara F312

28

Cameron Das

Dallara F312

Campos Racing

Carlin Motorsport

Lap	D	Time	Sector 1	Sector 2	Sector 3	T. Spd	Elapsed	Lap	D	Time	Sector 1	Sector 2	Sector 3	T. Spd	Elapsed
1		1:45.838	33.443	39.278	33.117	203.7	1:45.838	1		1:52.291	34.315	43.445	34.531	211.7	1:52.291
2		1:40.958	29.495	38.532	32.931	231.7	3:26.796	2		1:41.922	29.300	39.368	33.254	235.2	3:34.213
3		1:40.642	29.309	38.443	32.890	230.2	5:07.438	3		1:42.897	29.443	39.329	34.125	231.7	5:17.110
4		2:51.102	45.322	1:16.224	49.556	160.4	7:58.540	4		2:48.774	42.204	1:15.749	50.821	211.7	8:05.884
5		2:33.060	49.806	56.565	46.689	142.6	10:31.600	5		2:29.032	49.052	57.179	42.801	144.7	10:34.916
6		1:41.147	29.361	38.809	32.977	238.9	12:12.747	6		1:41.474	29.225	38.995	33.254	236.3	12:16.390
7		1:40.525	29.299	38.296	32.930	231.2	13:53.272	7		1:40.742	29.001	38.466	33.275	236.8	13:57.132
8		1:40.614	29.245	38.382	32.987	230.2	15:33.886	8		1:41.003	29.039	38.748	33.216	235.2	15:38.135
9		1:40.301	29.283	38.122	32.896	229.2	17:14.187	9		1:40.879	29.577	38.368	32.934	230.2	17:19.014
10		1:40.190	29.197	38.199	32.794	230.7	18:54.377	10		1:40.947	29.000	38.830	33.117	234.7	18:59.961
11		1:40.282	29.250	38.109	32.923	228.3	20:34.659	11		1:40.860	29.055	38.659	33.146	236.3	20:40.821
12		1:40.545	29.255	38.306	32.984	227.8	22:15.204	12		1:40.059	29.014	38.132	32.913	234.7	22:20.880
13		1:40.375	29.359	38.215	32.801	229.2	23:55.579	13		1:40.331	29.228	38.274	32.829	230.2	24:01.211
14		1:49.157	29.285	41.314	38.558	228.3	25:44.736	14		1:44.895	29.228	39.190	36.477	229.2	25:46.106
15		2:55.320	42.968	1:14.692	57.660	201.4	28:40.056	15		2:55.518	42.900	1:15.065	57.553	182.4	28:41.624
16		2:33.354	49.316	58.138	45.900	93.4	31:13.410	16		2:32.389	49.595	58.083	44.711	104.8	31:14.013
17		1:41.534	29.780	38.778	32.976	227.3	32:54.944	17		1:42.199	29.831	38.994	33.374	234.7	32:56.212
18		1:40.511	29.174	38.449	32.888	230.7	34:35.455	18		1:40.917	29.050	38.633	33.234	235.2	34:37.129
19		1:40.711	29.314	38.312	33.085	228.8	36:16.166	19		1:40.342	29.053	38.308	32.981	232.7	36:17.471

22

Patrick Schott

R

Dallara F312

34

Matheus Iorio

Dallara F312

Drivex School

Carlin Motorsport

Lap	D	Time	Sector 1	Sector 2	Sector 3	T. Spd	Elapsed	Lap	D	Time	Sector 1	Sector 2	Sector 3	T. Spd	Elapsed
1		1:50.758	35.674	40.713	34.371	210.5	1:50.758	1		1:49.333	34.061	40.906	34.366	207.6	1:49.333
2		1:42.462	29.532	39.208	33.722	232.2	3:33.220	2		1:41.496	29.581	38.624	33.291	234.2	3:30.829
3		1:43.100	29.777	39.257	34.066	229.2	5:16.320	3			29.350			233.7	
4		2:48.429	41.853	1:16.196	50.380	193.5	8:04.749								

51

Aldo Festante

R

Dallara F312

Teo Martin Motorsport

Lap	D	Time	Sector 1	Sector 2	Sector 3	T. Spd	Elapsed
1		1:49.753	34.957	40.536	34.260	212.5	1:49.753
2		1:41.646	29.421	39.047	33.178	236.8	3:31.399
3		1:42.353	29.308	40.057	32.988	235.8	5:13.752
4		2:47.247	41.112	1:16.352	49.783	228.8	8:00.999
5		2:32.179	49.480	57.095	45.604	114.8	10:33.178
6		1:41.834	29.510	38.916	33.408	230.2	12:15.012
7		1:41.063	29.264	38.660	33.139	232.2	13:56.075
8		1:41.061	29.333	38.661	33.067	230.7	15:37.136
9		1:41.076	29.311	38.615	33.150	230.2	17:18.212
10		1:41.213	29.203	38.870	33.140	230.7	18:59.425
11		1:41.126	29.396	38.586	33.144	229.2	20:40.551
12		1:42.070	29.829	38.923	33.318	228.8	22:22.621
13		1:41.788	29.338	38.714	33.736	230.2	24:04.409
14		1:43.713	29.444	39.815	34.454	228.3	25:48.122
15		2:54.505	42.355	1:14.706	57.444	188.8	28:42.627
16		2:32.089	49.500	58.109	44.480	106.2	31:14.716
17		1:43.143	30.293	39.402	33.448	223.6	32:57.859
18		1:41.748	29.575	38.916	33.257	230.2	34:39.607
19		1:41.162	29.371	38.658	33.133	230.2	36:20.769





Circuit de Barcelona
Euroformula Open
Race - 2
Lap Analysis



58

Javier Gonzalez

R

Dallara F312

Drivex School

Lap	D	Time	Sector 1	Sector 2	Sector 3	T. Spd	Elapsed
1		1:50.024	35.071	41.047	33.906	209.7	1:50.024
2		1:42.029	29.431	39.258	33.340	238.9	3:32.053
3		1:43.433	29.475	40.071	33.887	231.7	5:15.486
4		2:47.607	41.374	1:15.864	50.369	206.5	8:03.093
5		2:30.861	49.547	56.786	44.528	123.4	10:33.954
6		1:44.359	31.630	39.253	33.476	231.2	12:18.313
7		1:41.881	29.276	38.899	33.706	234.2	14:00.194
8		1:41.138	29.184	38.658	33.296	231.2	15:41.332
9		1:41.226	29.149	38.629	33.448	231.7	17:22.558
10		1:41.216	29.106	38.878	33.232	236.8	19:03.774
11		1:41.509	29.145	39.173	33.191	234.7	20:45.283
12		1:41.347	29.181	38.788	33.378	235.2	22:26.630
13		1:42.829	30.247	39.186	33.396	234.2	24:09.459
14		1:46.350	29.079	41.771	35.500	236.8	25:55.809
15		2:50.454	38.853	1:13.901	57.700	207.2	28:46.263
16		2:30.219	49.007	59.190	42.022	113.6	31:16.482
17		1:42.212	29.790	38.982	33.440	229.7	32:58.694
18		1:41.420	29.353	39.100	32.967	236.8	34:40.114
19		1:40.912	29.163	38.759	32.990	233.2	36:21.026

77

Guilherme Samaia

Dallara F312

RP Motorsport

Lap	D	Time	Sector 1	Sector 2	Sector 3	T. Spd	Elapsed
1		1:50.306	35.426	40.841	34.039	209.3	1:50.306
2		1:42.339	29.578	39.324	33.437	243.7	3:32.645
3		1:43.358	29.293	40.071	33.994	236.3	5:16.003
4		2:48.076	41.686	1:16.055	50.335	202.2	8:04.079
5		2:30.126	49.590	56.505	44.031	125.8	10:34.205
6		1:42.010	29.688	38.985	33.337	234.7	12:16.215
7		1:42.079	30.043	38.885	33.151	230.2	13:58.294
8		1:41.243	29.403	38.632	33.208	233.2	15:39.537
9		1:42.199	29.462	39.438	33.299	235.8	17:21.736
10		1:41.032	29.301	38.579	33.152	235.8	19:02.768
11		1:40.951	29.535	38.536	32.880	238.4	20:43.719
12		1:41.317	29.151	38.743	33.423	237.3	22:25.036
13		1:41.068	29.247	38.393	33.428	230.7	24:06.104
14		1:43.259	29.268	39.606	34.385	235.8	25:49.363
15		2:54.306	41.541	1:15.194	57.571	192.1	28:43.669
16		2:31.204	48.962	58.377	43.865	120.4	31:14.873
17		1:41.897	29.668	38.997	33.232	231.2	32:56.770
18		1:41.039	29.190	38.539	33.310	236.8	34:37.809
19		1:41.189	29.172	38.598	33.419	234.7	36:18.998





Circuit de Barcelona
Euroformula Open
Race - 2
Analysis by Lap



Num	Lap Time	Gap
-----	----------	-----

Lap 1

4	1:44.046	
10	1:44.696	00.650
18	1:45.838	01.792
1	1:46.655	02.609
8	1:47.666	03.620
3	1:48.762	04.716
34	1:49.333	05.287
51	1:49.753	05.707
58	1:50.024	05.978
77	1:50.306	06.260
22	1:50.758	06.712
11	1:51.287	07.241
5	1:51.626	07.580
28	1:52.291	08.245
6	1:52.857	08.811

Num	Lap Time	Gap
-----	----------	-----

Lap 2

4	1:40.077	
10	1:40.138	00.711
18	1:40.958	02.673
1	1:41.256	03.788
8	1:41.290	04.833
3	1:41.287	05.926
34	1:41.496	06.706
51	1:41.646	07.276
58	1:42.029	07.930
77	1:42.339	08.522
22	1:42.462	09.097
11	1:42.279	09.443
5	1:42.520	10.023
28	1:41.922	10.090
6	1:42.610	11.344

Num	Lap Time	Gap
-----	----------	-----

Lap 3

4	1:39.975	
10	1:39.921	00.657
18	1:40.642	03.340
1	1:40.755	04.568
8	1:41.075	05.933

51	1:42.353	09.654
3	1:44.866	10.817
58	1:43.433	11.388
77	1:43.358	11.905
22	1:43.100	12.222
28	1:42.897	13.012
5	1:43.952	14.000
11	1:44.977	14.445
6	1:43.951	15.320

Num	Lap Time	Gap
-----	----------	-----

4	2:52.803	
10	2:52.942	00.796
18	2:51.102	01.639
1	2:50.914	02.679
8	2:50.175	03.305
51	2:47.247	04.098
3	2:47.205	05.219
58	2:47.607	06.192
77	2:48.076	07.178
22	2:48.429	07.848
28	2:48.774	08.983
5	2:48.858	10.055
11	2:49.215	10.857
6	2:48.848	11.365

Num	Lap Time	Gap
-----	----------	-----

4	2:33.789	
10	2:33.554	00.561
18	2:33.060	00.910
1	2:32.437	01.327
8	2:32.264	01.780
51	2:32.179	02.488
3	2:31.534	02.964
58	2:30.861	03.264
77	2:30.126	03.515
22	2:29.982	04.041
28	2:29.032	04.226
5	2:28.423	04.689
11	2:28.281	05.349
6	2:28.874	06.450

Num	Lap Time	Gap
-----	----------	-----

4	1:39.644	
10	1:39.803	00.703
18	1:40.525	02.689
1	1:40.838	03.723
8	1:40.649	04.303
51	1:41.063	05.492
3	1:41.150	06.083
28	1:40.742	06.549
77	1:42.079	07.711
22	1:41.954	08.769
58	1:41.881	09.611
5	1:43.267	10.495
11	1:42.045	10.602
6	2:50.709	1:25.351

Num	Lap Time	Gap
-----	----------	-----

4	1:39.667	
10	1:39.759	00.795
18	1:40.614	03.636
1	1:40.619	04.675
8	1:40.794	05.430
51	1:41.061	06.886
3	1:41.391	07.807

Num	Lap Time	Gap
-----	----------	-----

4	1:39.644	
10	1:39.803	00.703
18	1:40.525	02.689
1	1:40.838	03.723
8	1:40.649	04.303
51	1:41.063	05.492
3	1:41.150	06.083
28	1:40.742	06.549
77	1:42.079	07.711
22	1:41.954	08.769
58	1:41.881	09.611
5	1:43.267	10.495
11	1:42.045	10.602
6	2:50.709	1:25.351

Num	Lap Time	Gap
-----	----------	-----

Lap 6

4	1:40.249	
10	1:40.232	00.544
18	1:41.147	01.808
1	1:41.451	02.529
8	1:41.767	03.298
51	1:41.834	04.073
3	1:41.862	04.577
77	1:42.010	05.276
28	1:41.474	05.451
22	1:42.667	06.459
5	1:42.432	06.872
58	1:44.359	07.374
11	1:43.101	08.201
6	1:48.085	14.286

Num	Lap Time	Gap
-----	----------	-----

Lap 7

4	1:39.644	
10	1:39.803	00.703
18	1:40.525	02.689
1	1:40.838	03.723
8	1:40.649	04.303
51	1:41.063	05.492
3	1:41.150	06.083
28	1:40.742	06.549
77	1:42.079	07.711
22	1:41.954	08.769
58	1:41.881	09.611
5	1:43.267	10.495
11	1:42.045	10.602
6	2:50.709	1:25.351

Num	Lap Time	Gap
-----	----------	-----

4	1:39.667	
10	1:39.759	00.795
18	1:40.614	03.636
1	1:40.619	04.675
8	1:40.794	05.430
51	1:41.061	06.886
3	1:41.391	07.807

28	1:41.003	07.885
77	1:41.243	09.287
22	1:41.098	10.200
58	1:41.138	11.082
11	1:42.135	13.070
5	1:42.774	13.602
6	1:44.395	1:30.079

Num	Lap Time	Gap
-----	----------	-----

4	1:39.742	
10	1:39.881	00.934
18	1:40.301	04.195
1	1:40.575	05.508
8	1:40.701	06.389
51	1:41.076	08.220
28	1:40.879	09.022
3	1:42.989	11.054
77	1:42.199	11.744
22	1:41.669	12.127
58	1:41.226	12.566
11	1:40.994	14.322
5	1:41.246	15.106
6	1:42.696	1:33.033

Num	Lap Time	Gap
-----	----------	-----

Lap 9

4	1:39.742	
10	1:39.881	00.934
18	1:40.301	04.195
1	1:40.575	05.508
8	1:40.701	06.389
51	1:41.076	08.220
28	1:40.879	09.022
3	1:42.989	11.054
77	1:42.199	11.744
22	1:41.669	12.127
58	1:41.226	12.566
11	1:40.994	14.322
5	1:41.246	15.106
6	1:42.696	1:33.033

Num	Lap Time	Gap
-----	----------	-----

Lap 10

4	1:39.643	
10	1:39.708	00.999
18	1:40.190	04.742
1	1:40.493	06.358
8	1:40.572	07.318
51	1:41.213	09.790
28	1:40.947	10.326
3	1:41.294	12.705
77	1:41.032	13.133
22	1:41.180	13.664
58	1:41.216	14.139
11	1:41.033	15.712
5	1:41.492	16.955
6	1:42.616	1:36.006

Num	Lap Time	Gap
-----	----------	-----

Lap 11

4	1:39.535	
10	1:39.725	01.189
18	1:40.282	05.489
1	1:40.409	07.232
8	1:40.462	08.245
51	1:41.126	11.381
28	1:40.860	11.651
3	1:40.926	14.096
77	1:40.951	14.549
22	1:41.497	15.626
58	1:41.509	16.113
11	1:40.913	17.090
5	1:42.269	19.689

Num	Lap Time	Gap
-----	----------	-----

Lap 12

4	1:39.415	
10	1:39.287	01.061
6	1:47.223	1 Lap
18	1:40.545	06.619
1	1:40.392	08.209
8	1:40.360	09.190
28	1:40.059	12.295
51	1:42.070	14.036
77	1:41.317	16.451
3	1:42.575	17.256
22	1:41.294	17.505
58	1:41.347	18.045
11	1:41.877	19.552
5	1:42.340	22.614

Num	Lap Time	Gap
-----	----------	-----

Lap 13

4	1:39.594	
10	1:39.584	01.051
18	1:40.375	07.400
1	1:40.333	08.948
28	1:40.331	13.032
51	1:41.788	16.230
6	1:52.689	1 Lap
77	1:41.068	17.925
22	1:41.585	19.496
3	1:43.238	20.900





Circuit de Barcelona
Euroformula Open
Race - 2
Analysis by Lap



58	1:42.829	21.280
11	1:43.256	23.214
5	1:42.187	25.207
Num	Lap Time	Gap

Lap 14

4	1:46.875	
10	1:46.641	00.817
18	1:49.157	09.682
1	1:47.973	10.046
28	1:44.895	11.052
51	1:43.713	13.068
77	1:43.259	14.309
22	1:42.317	14.938
3	1:44.932	18.957
58	1:46.350	20.755
11	1:46.035	22.374
5	1:46.889	25.221
6	1:59.336	1 Lap
Num	Lap Time	Gap

Lap 15

4	3:02.769	
10	3:02.471	00.519
18	2:55.320	02.233
1	2:55.692	02.969
28	2:55.518	03.801
51	2:54.505	04.804
77	2:54.306	05.846
22	2:54.448	06.617
3	2:51.429	07.617
58	2:50.454	08.440
11	2:50.801	10.406
5	2:48.997	11.449
6	2:45.287	1 Lap
Num	Lap Time	Gap

Lap 16

4	2:34.289	
10	2:34.401	00.631
18	2:33.354	01.298
1	2:32.926	01.606
28	2:32.389	01.901
51	2:32.089	02.604

Lap 17

4	1:40.084	
10	1:40.212	00.759
18	1:41.534	02.748
1	1:41.905	03.427
28	1:42.199	04.016
77	1:41.897	04.574
51	1:43.143	05.663
22	1:42.929	06.108
58	1:42.212	06.498
3	1:43.043	07.195
5	1:42.779	08.677
6	1:43.094	1 Lap
11	1:48.911	13.947
Num	Lap Time	Gap

Lap 18

4	1:39.714	
10	1:39.708	00.753
18	1:40.511	03.545
1	1:40.654	04.367
28	1:40.917	05.219
77	1:41.039	05.899
51	1:41.748	07.697
58	1:41.420	08.204
3	1:41.786	09.267
5	1:41.637	10.600
6	1:42.520	1 Lap
22	1:46.806	13.200
Num	Lap Time	Gap

Lap 19

4	1:39.552	
10	1:39.732	00.933
18	1:40.711	04.704

Lap 20

1	1:40.620	05.435
28	1:40.342	06.009
77	1:41.189	07.536
51	1:41.162	09.307
58	1:40.912	09.564
3	1:41.242	10.957
5	1:41.493	12.541
6	1:42.254	1 Lap
22	1:41.861	15.509

Lap 21

77	2:31.204	02.761
22	2:30.935	03.263
3	2:30.908	04.236
58	2:30.219	04.370
11	2:29.003	05.120
5	2:28.822	05.982
6	2:28.636	1 Lap

Lap 22

4	1:40.084	
10	1:40.212	00.759
18	1:41.534	02.748
1	1:41.905	03.427
28	1:42.199	04.016
77	1:41.897	04.574
51	1:43.143	05.663
22	1:42.929	06.108
58	1:42.212	06.498
3	1:43.043	07.195
5	1:42.779	08.677
6	1:43.094	1 Lap
11	1:48.911	13.947

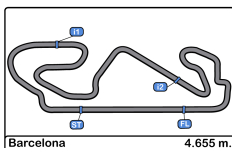
Lap 23

4	1:39.714	
10	1:39.708	00.753
18	1:40.511	03.545
1	1:40.654	04.367
28	1:40.917	05.219
77	1:41.039	05.899
51	1:41.748	07.697
58	1:41.420	08.204
3	1:41.786	09.267
5	1:41.637	10.600
6	1:42.520	1 Lap
22	1:46.806	13.200

Lap 24

4	1:39.552	
10	1:39.732	00.933
18	1:40.711	04.704



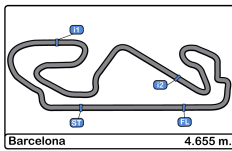


Circuito de Barcelona
Euroformula Open
Race - 2
Best Sectors Results



Sector - 1				Sector - 2				Sector - 3				Ideal Lap vs Best Lap				
Clas	Nº	Driver	Time	Nº	Driver	Time	Nº	Driver	Time	Clas	Nº	Driver	Ideal Lap	Best Lap	Clas	
1	10	Bent Viscaal	28.865	10	Bent Viscaal	37.765	4	Felipe Drugovich	32.518	1	10	Bent Viscaal	1:39.287	1:39.287	1	
2	1	David Schumacher	28.972	4	Felipe Drugovich	37.812	10	Bent Viscaal	32.657	2	4	Felipe Drugovich	1:39.345	1:39.415	2	
3	28	Cameron Das	29.000	18	Marcos Siebert	38.109	18	Marcos Siebert	32.794	3	28	Cameron Das	1:39.961	1:40.059	3	
4	4	Felipe Drugovich	29.015	28	Cameron Das	38.132	28	Cameron Das	32.829	4	18	Marcos Siebert	1:40.077	1:40.190	4	
5	3	Kaylen Frederick	29.027	1	David Schumacher	38.202	77	Guilherme Samaia	32.880	5	1	David Schumacher	1:40.096	1:40.333	5	
6	58	Javier Gonzalez	29.079	8	Lukas Dunner	38.211	8	Lukas Dunner	32.913	6	8	Lukas Dunner	1:40.296	1:40.360	6	
7	11	Brad Benavides	29.137	3	Kaylen Frederick	38.374	1	David Schumacher	32.922	7	77	Guilherme Samaia	1:40.424	1:40.951	10	
8	77	Guilherme Samaia	29.151	77	Guilherme Samaia	38.393	58	Javier Gonzalez	32.967	8	3	Kaylen Frederick	1:40.575	1:40.926	9	
9	8	Lukas Dunner	29.172	11	Brad Benavides	38.448	51	Aldo Festante	32.988	9	58	Javier Gonzalez	1:40.675	1:40.912	7	
10	18	Marcos Siebert	29.174	22	Patrick Schott	38.472	11	Brad Benavides	33.142	10	11	Brad Benavides	1:40.727	1:40.913	8	
11	51	Aldo Festante	29.203	5	Dev Gore	38.490	3	Kaylen Frederick	33.174	11	51	Aldo Festante	1:40.777	1:41.061	11	
12	22	Patrick Schott	29.209	51	Aldo Festante	38.586	22	Patrick Schott	33.199	12	22	Patrick Schott	1:40.880	1:41.098	12	
13	34	Matheus Iorio	29.350	34	Matheus Iorio	38.624	5	Dev Gore	33.214	13	5	Dev Gore	1:41.084	1:41.246	13	
14	5	Dev Gore	29.380	58	Javier Gonzalez	38.629	34	Matheus Iorio	33.291	14	34	Matheus Iorio	1:41.265	1:41.496	14	
15	6	Alessandro Bracalente	29.530	6	Alessandro Bracalente	38.881	6	Alessandro Bracalente	33.581	15	6	Alessandro Bracalente	1:41.992	1:42.254	15	



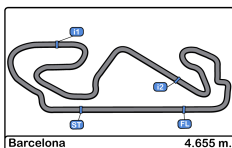


Circuit de Barcelona
 Euroformula Open
 Race - 2
 Leader Sequence



<u>Nº</u>	<u>Entrant</u>	<u>Nat</u>	<u>Driver</u>	<u>Nat</u>	<u>Cat</u>	<u>Chassis</u>	<u>Team</u>	<u>Start Lap</u>	<u>End Lap</u>	<u>Laps</u>	<u>Total Laps</u>
4	RP Motorsport	ITA	Felipe Drugovich	BRA		Dallara F312	RP Motorsport	1	19	19	19



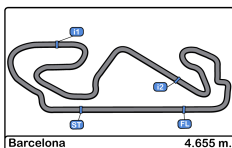


Circuito de Barcelona
Euroformula Open
Race - 2
Best 5 Lap Times



Cls	Nº	Entrant	Nat	Driver	Nat	Cat	Cls	Chassis	Team	Best 1		Best 2		Best 3		Best 4		Best 5	
										Time	Lap	Time	Lap	Time	Lap	Time	Lap	Time	Lap
1	10	RACE	ESP	Bent Viscaal	NLD	R	1	Dallara F312	Teo Martin Motorsport	1:39.287	12	1:39.584	13	1:39.708	10	1:39.708	18	1:39.725	11
2	4	RP Motorsport	ITA	Felipe Drugovich	BRA			Dallara F312	RP Motorsport	1:39.415	12	1:39.535	11	1:39.552	19	1:39.594	13	1:39.643	10
3	28	Carlin Motorsport	GBR	Cameron Das	USA			Dallara F312	Carlin Motorsport	1:40.059	12	1:40.331	13	1:40.342	19	1:40.742	7	1:40.860	11
4	18	Campos Racing	ESP	Marcos Siebert	ARG			Dallara F312	Campos Racing	1:40.190	10	1:40.282	11	1:40.301	9	1:40.375	13	1:40.511	18
5	1	RP Motorsport	ITA	David Schumacher	DEU	R	2	Dallara F312	RP Motorsport	1:40.333	13	1:40.392	12	1:40.409	11	1:40.493	10	1:40.575	9
6	8	Drivex School	ESP	Lukas Dunner	AUT	R	3	Dallara F312	Drivex School	1:40.360	12	1:40.462	11	1:40.572	10	1:40.649	7	1:40.701	9
7	58	Drivex School	ESP	Javier Gonzalez	MEX	R	4	Dallara F312	Drivex School	1:40.912	19	1:41.138	8	1:41.216	10	1:41.226	9	1:41.347	12
8	11	Campos Racing	ESP	Brad Benavides	USA	R	5	Dallara F312	Campos Racing	1:40.913	11	1:40.994	9	1:41.033	10	1:41.877	12	1:42.045	7
9	3	RP Motorsport	ITA	Kaylen Frederick	USA	R	6	Dallara F312	RP Motorsport	1:40.926	11	1:41.150	7	1:41.242	19	1:41.287	2	1:41.294	10
10	77	RP Motorsport	ITA	Guilherme Samaia	BRA			Dallara F312	RP Motorsport	1:40.951	11	1:41.032	10	1:41.039	18	1:41.068	13	1:41.189	19
11	51	RACE	ESP	Aldo Festante	ITA	R	7	Dallara F312	Teo Martin Motorsport	1:41.061	8	1:41.063	7	1:41.076	9	1:41.126	11	1:41.162	19
12	22	Drivex School	ESP	Patrick Schott	CHE	R	8	Dallara F312	Drivex School	1:41.098	8	1:41.180	10	1:41.294	12	1:41.497	11	1:41.585	13
13	5	Carlin Motorsport	GBR	Dev Gore	USA	R	9	Dallara F312	Carlin Motorsport	1:41.246	9	1:41.492	10	1:41.493	19	1:41.637	18	1:42.187	13
14	34	Carlin Motorsport	GBR	Matheus Iorio	BRA			Dallara F312	Carlin Motorsport	1:41.496	2	1:49.333	1						
15	6	RP Motorsport	ITA	Alessandro Bracalente	ITA			Dallara F312	RP Motorsport	1:42.254	18	1:42.520	17	1:42.610	2	1:42.616	10	1:42.696	9



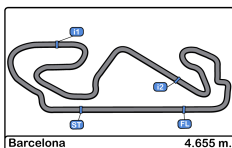


Circuito de Barcelona
Euroformula Open
Race - 2
Best 5 Top Speeds



Cls	Nº	Entrant	Nat	Driver	Nat	Cat	Cls	Chassis	Team	Top 1		Top 2		Top 3		Top 4		Top 5		Avg
										Km/h	Lap	Km/h	Lap	Km/h	Lap	Km/h	Lap	Km/h	Lap	
1	77	RP Motorsport	ITA	Guilherme Samaia	BRA			Dallara F312	RP Motorsport	243.7	2	238.4	11	237.3	12	236.8	18	236.3	3	238.5
2	18	Campos Racing	ESP	Marcos Siebert	ARG			Dallara F312	Campos Racing	238.9	6	231.7	2	231.2	7	230.7	10	230.7	18	232.6
3	58	Drivex School	ESP	Javier Gonzalez	MEX	R	1	Dallara F312	Drivex School	238.9	2	236.8	10	236.8	14	236.8	18	235.2	12	236.9
4	5	Carlin Motorsport	GBR	Dev Gore	USA	R	2	Dallara F312	Carlin Motorsport	237.8	7	236.8	2	235.2	9	233.7	6	233.7	10	235.5
5	22	Drivex School	ESP	Patrick Schott	CHE	R	3	Dallara F312	Drivex School	237.3	13	234.7	10	233.2	18	232.2	2	232.2	9	233.9
6	3	RP Motorsport	ITA	Kaylen Frederick	USA	R	4	Dallara F312	RP Motorsport	236.8	7	235.8	8	234.7	6	234.2	13	234.2	18	235.1
7	28	Carlin Motorsport	GBR	Cameron Das	USA			Dallara F312	Carlin Motorsport	236.8	7	236.3	6	236.3	11	235.2	2	235.2	8	236.0
8	51	RACE	ESP	Aldo Festante	ITA	R	5	Dallara F312	Teo Martin Motorsport	236.8	2	235.8	3	232.2	7	230.7	8	230.7	10	233.2
9	10	RACE	ESP	Bent Viscaal	NLD	R	6	Dallara F312	Teo Martin Motorsport	236.3	7	235.2	10	234.7	2	234.7	3	234.7	9	235.1
10	1	RP Motorsport	ITA	David Schumacher	DEU	R	7	Dallara F312	RP Motorsport	235.8	18	235.2	17	234.7	6	234.7	7	234.7	19	235.0
11	11	Campos Racing	ESP	Brad Benavides	USA	R	8	Dallara F312	Campos Racing	235.2	3	234.7	6	233.7	8	232.7	12	232.2	2	233.7
12	6	RP Motorsport	ITA	Alessandro Bracalente	ITA			Dallara F312	RP Motorsport	234.2	2	232.2	3	230.7	16	230.2	17	228.3	18	231.1
13	34	Carlin Motorsport	GBR	Matheus Iorio	BRA			Dallara F312	Carlin Motorsport	234.2	2	233.7	3	207.6	1					225.2
14	8	Drivex School	ESP	Lukas Dunner	AUT	R	9	Dallara F312	Drivex School	233.2	8	232.2	9	231.7	7	231.7	11	231.2	6	232.0
15	4	RP Motorsport	ITA	Felipe Drugovich	BRA			Dallara F312	RP Motorsport	230.2	10	229.7	12	229.2	9	229.2	11	228.8	13	229.4



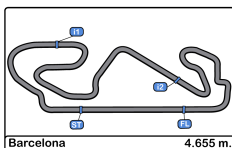


Circuit de Barcelona
Euroformula Open
Race - 2
Fastest Laps Sequence



Lap	Time of Day	Session Time	Nº	Entrant	Nat	Driver	Nat	Cat	Chassis	Team	Time	Km/h
2	13:16:52.235	3:24.235	4	RP Motorsport	ITA	Felipe Drugovich	BRA		Dallara F312	RP Motorsport	1:40.077	167.4
3	13:18:32.210	5:04.210	4	RP Motorsport	ITA	Felipe Drugovich	BRA		Dallara F312	RP Motorsport	1:39.975	167.6
3	13:18:32.867	5:04.867	10	RACE	ESP	Bent Viscaal	NLD	R	Dallara F312	Teo Martin Motorsport	1:39.921	167.7
7	13:27:18.695	13:50.695	4	RP Motorsport	ITA	Felipe Drugovich	BRA		Dallara F312	RP Motorsport	1:39.644	168.1
10	13:32:17.747	18:49.747	4	RP Motorsport	ITA	Felipe Drugovich	BRA		Dallara F312	RP Motorsport	1:39.643	168.1
11	13:33:57.282	20:29.282	4	RP Motorsport	ITA	Felipe Drugovich	BRA		Dallara F312	RP Motorsport	1:39.535	168.3
12	13:35:36.697	22:08.697	4	RP Motorsport	ITA	Felipe Drugovich	BRA		Dallara F312	RP Motorsport	1:39.415	168.5
12	13:35:37.758	22:09.758	10	RACE	ESP	Bent Viscaal	NLD	R	Dallara F312	Teo Martin Motorsport	1:39.287	168.7



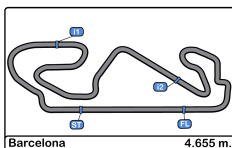


Circuito de Barcelona
Euroformula Open
Race - 2
Event Best Maximum Speed



Nº	Entrant	Nat	Driver	Nat	Cat	Clas	Chassis	Team	Km/h	Session
51	RACE	ESP	Aldo Festante	ITA	R	1	Dallara F312	Teo Martin Motorsport	246.5	Race - 1
10	RACE	ESP	Bent Viscaal	NLD	R	2	Dallara F312	Teo Martin Motorsport	245.4	Race - 1
8	Drivex School	ESP	Lukas Dunner	AUT	R	3	Dallara F312	Drivex School	245.4	Race - 1
3	RP Motorsport	ITA	Kaylen Frederick	USA	R	4	Dallara F312	RP Motorsport	245.4	Race - 1
11	Campos Racing	ESP	Brad Benavides	USA	R	5	Dallara F312	Campos Racing	244.8	Race - 1
6	RP Motorsport	ITA	Alessandro Bracalente	ITA			Dallara F312	RP Motorsport	244.8	Race - 1
34	Carlin Motorsport	GBR	Matheus Iorio	BRA			Dallara F312	Carlin Motorsport	244.8	Race - 1
28	Carlin Motorsport	GBR	Cameron Das	USA			Dallara F312	Carlin Motorsport	244.8	Race - 1
77	RP Motorsport	ITA	Guilherme Samaia	BRA			Dallara F312	RP Motorsport	244.3	Race - 1
4	RP Motorsport	ITA	Felipe Drugovich	BRA			Dallara F312	RP Motorsport	243.7	Free Practice - 2
1	RP Motorsport	ITA	David Schumacher	DEU	R	6	Dallara F312	RP Motorsport	243.7	Race - 1
58	Drivex School	ESP	Javier Gonzalez	MEX	R	7	Dallara F312	Drivex School	242.6	Race - 1
5	Carlin Motorsport	GBR	Dev Gore	USA	R	8	Dallara F312	Carlin Motorsport	242.6	Race - 1
22	Drivex School	ESP	Patrick Schott	CHE	R	9	Dallara F312	Drivex School	241.0	Race - 1
18	Campos Racing	ESP	Marcos Siebert	ARG			Dallara F312	Campos Racing	240.5	Free Practice - 1





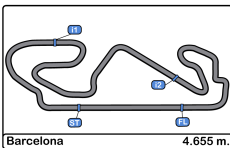
Circuito de Barcelona
Euroformula Open
Race - 2
Lap Chart



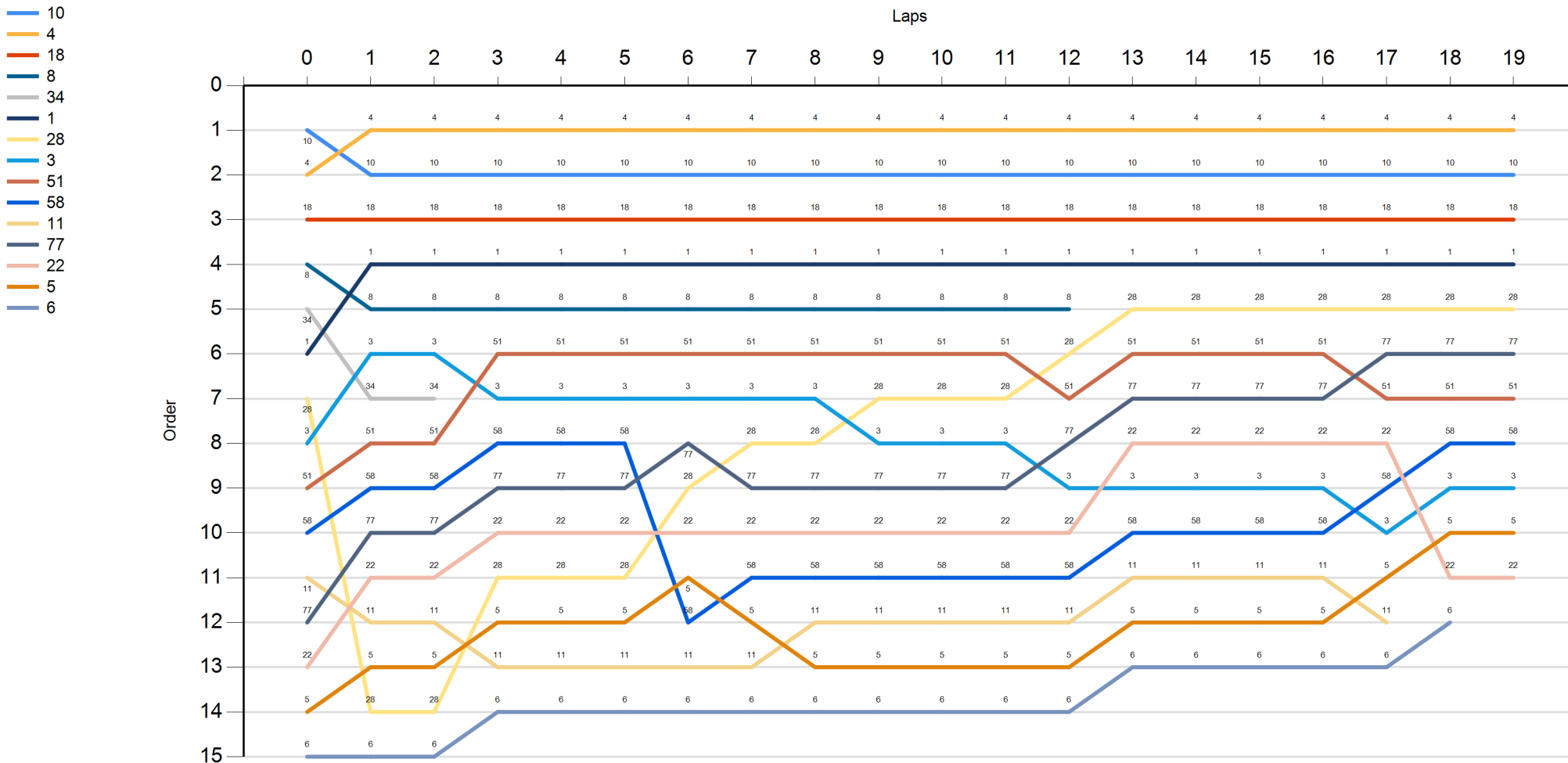
LAP

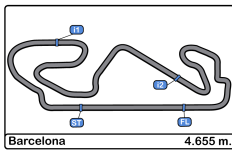
Nr	Po	Grid	1	2	3	4	5	6	7	8	9	10	11	12	13	14	15	16	17	18	19
10	1	10	4	4	4	4	4	4	4	4	4	4	4	4	4	4	4	4	4	4	4
4	2	4	10	10	10	10	10	10	10	10	10	10	10	10	10	10	10	10	10	10	10
18	3	18	18	18	18	18	18	18	18	18	18	18	18	18	18	18	18	18	18	18	18
8	4	8	1	1	1	1	1	1	1	1	1	1	1	1	1	1	1	1	1	1	1
34	5	34	8	8	8	8	8	8	8	8	8	8	8	8	28	28	28	28	28	28	28
1	6	1	3	3	51	51	51	51	51	51	51	51	51	28	51	51	51	51	77	77	77
28	7	28	34	34	3	3	3	3	3	3	28	28	28	51	77	77	77	77	51	51	51
3	8	3	51	51	58	58	58	77	28	28	3	3	3	77	22	22	22	22	22	58	58
51	9	51	58	58	77	77	77	28	77	77	77	77	77	3	3	3	3	3	58	3	3
58	10	58	77	77	22	22	22	22	22	22	22	22	22	22	58	58	58	58	3	5	5
11	11	11	22	22	28	28	28	5	58	58	58	58	58	58	11	11	11	11	5	22	22
77	12	77	11	11	5	5	5	58	5	11	11	11	11	11	5	5	5	5	11	6	
22	13	22	5	5	11	11	11	11	11	5	5	5	5	5	6	6	6	6	6		
5	14	5	28	28	6	6	6	6	6	6	6	6	6	6							
6	15	6	6	6																	





Circuito de Barcelona
Euroformula Open
Race - 2
Graphic Lap Chart



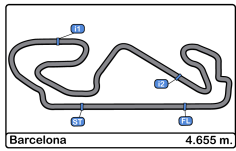


Circuit de Barcelona
Euroformula Open
Race - 2
Pit Stop Analysis

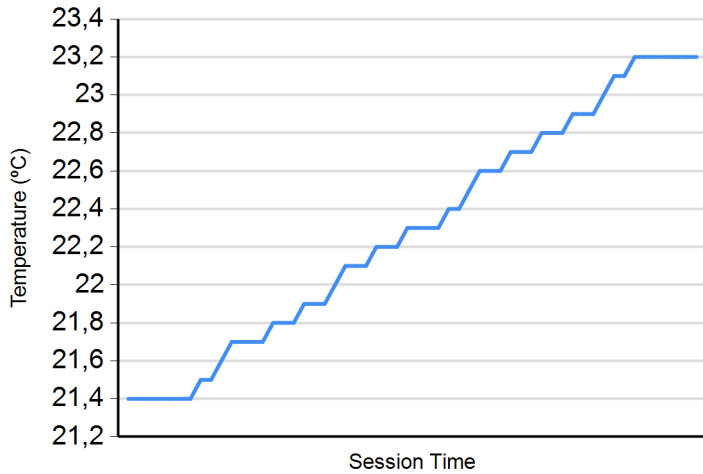


<u>Nr.</u>	<u>In Day Time</u>	<u>Entrant</u>	<u>Nat</u>	<u>Driver</u>	<u>Nat</u>	<u>Cat</u>	<u>Chassis</u>	<u>Team</u>	<u>In Time</u>	<u>Stop N°</u>	<u>Pit Time</u>	<u>Handicap</u>	<u>Penalty</u>
6	13:25:51.413	RP Motorsport	ITA	Alessandro Bracalente	ITA		Dallara F312	RP Motorsport	12:23.301	1	1:09.741		

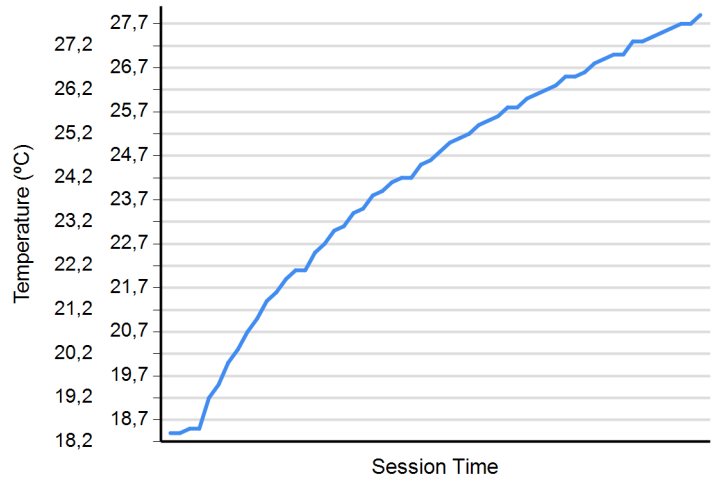




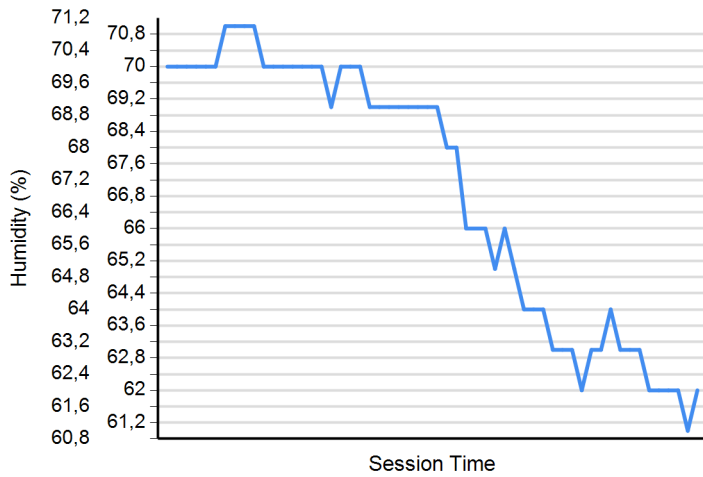
Air Temperature



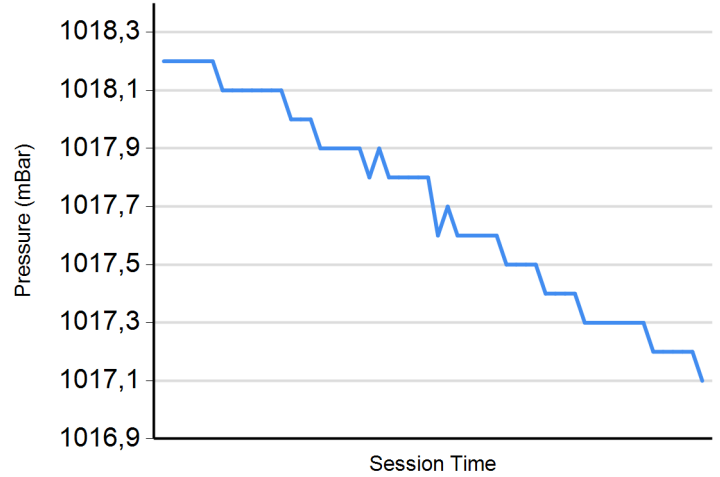
Track Temperature



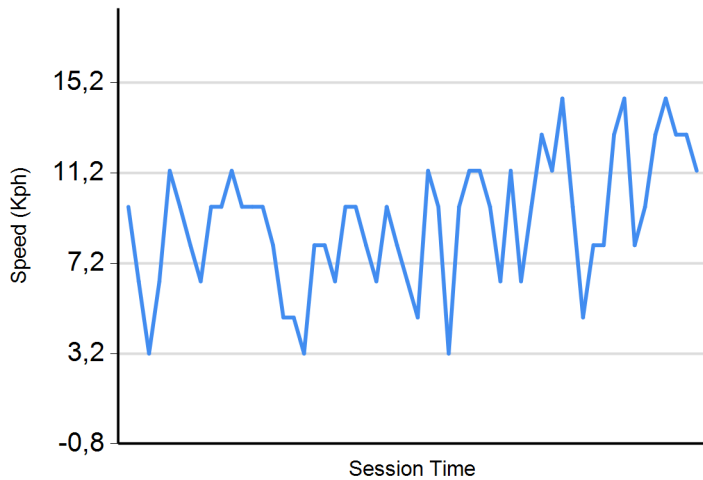
Humidity



Pressure



Wind Speed



Wind direction

North = 0°/360° Est = 90° South = 180° West = 270°

