

**Circuito de Barcelona**  
**Euroformula Open**  
**Free Practice - 1**  
**Provisional Results**




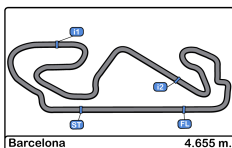
Clas	Nº	Entrant	Nat	Driver	Nat	Cat	Clas	Chassis	Team	Laps	Best	Time	Gap	Interval	Km/h
1	4	RP Motorsport	ITA	Felipe Drugovich	BRA			Dallara F312	RP Motorsport	17	15	<b>1:39.345</b>			168.6
2	28	Carlin Motorsport	GBR	Cameron Das	USA			Dallara F312	Carlin Motorsport	19	14	<b>1:39.799</b>	0.454	0.454	167.9
3	10	RACE	ESP	Bent Viscaal	NLD	R	1	Dallara F312	Teo Martin Motorsport	18	15	<b>1:39.801</b>	0.456	0.002	167.9
4	58	Drivex School	ESP	Javier Gonzalez	MEX	R	2	Dallara F312	Drivex School	15	14	<b>1:39.965</b>	0.620	0.164	167.6
5	34	Carlin Motorsport	GBR	Matheus Iorio	BRA			Dallara F312	Carlin Motorsport	19	18	<b>1:40.004</b>	0.659	0.039	167.5
6	18	Campos Racing	ESP	Marcos Siebert	ARG			Dallara F312	Campos Racing	19	17	<b>1:40.073</b>	0.728	0.069	167.4
7	1	RP Motorsport	ITA	David Schumacher	DEU	R	3	Dallara F312	RP Motorsport	19	11	<b>1:40.175</b>	0.830	0.102	167.2
8	8	Drivex School	ESP	Lukas Dunner	AUT	R	4	Dallara F312	Drivex School	16	12	<b>1:40.188</b>	0.843	0.013	167.2
9	22	Drivex School	ESP	Patrick Schott	CHE	R	5	Dallara F312	Drivex School	16	5	<b>1:40.190</b>	0.845	0.002	167.2
10	3	RP Motorsport	ITA	Kaylen Frederick	USA	R	6	Dallara F312	RP Motorsport	19	17	<b>1:40.544</b>	1.199	0.354	166.6
11	77	RP Motorsport	ITA	Guilherme Samaia	BRA			Dallara F312	RP Motorsport	17	14	<b>1:40.663</b>	1.318	0.119	166.4
12	51	RACE	ESP	Aldo Festante	ITA	R	7	Dallara F312	Teo Martin Motorsport	21	14	<b>1:41.029</b>	1.684	0.366	165.8
13	5	Carlin Motorsport	GBR	Dev Gore	USA	R	8	Dallara F312	Carlin Motorsport	21	20	<b>1:41.298</b>	1.953	0.269	165.4
14	6	RP Motorsport	ITA	Alessandro Bracalente	ITA			Dallara F312	RP Motorsport	16	4	<b>1:41.518</b>	2.173	0.220	165.0
15	11	Campos Racing	ESP	Brad Benavides	USA	R	9	Dallara F312	Campos Racing	19	16	<b>1:41.751</b>	2.406	0.233	164.6

Published at:.....

Track Temp: 18.8 °C    Air Temp: 20.1 °C    Humidity: 67 %    Track Status: DRY

Stewards:	Race Director:	Timekeeper: 
-----------	----------------	---





**Circuito de Barcelona**  
**Euroformula Open**  
**Free Practice - 1**  
**Provisional Results by Class**



Clas	Nº	Entrant	Nat	Driver	Nat	Cat	Clas	Chassis	Team	Laps	Best	Time	Gap	Interval	Km/h
1	4	RP Motorsport	ITA	Felipe Drugovich	BRA			Dallara F312	RP Motorsport	17	15	1:39.345			168.6
2	28	Carlin Motorsport	GBR	Cameron Das	USA			Dallara F312	Carlin Motorsport	19	14	1:39.799	0.454	0.454	167.9
3	34	Carlin Motorsport	GBR	Matheus Iorio	BRA			Dallara F312	Carlin Motorsport	19	18	1:40.004	0.659	0.205	167.5
4	18	Campos Racing	ESP	Marcos Siebert	ARG			Dallara F312	Campos Racing	19	17	1:40.073	0.728	0.069	167.4
5	77	RP Motorsport	ITA	Guilherme Samaia	BRA			Dallara F312	RP Motorsport	17	14	1:40.663	1.318	0.590	166.4
6	6	RP Motorsport	ITA	Alessandro Bracalente	ITA			Dallara F312	RP Motorsport	16	4	1:41.518	2.173	0.855	165.0
<b>Rookie</b>															
1	10	RACE	ESP	Bent Viscaal	NLD	R	1	Dallara F312	Teo Martin Motorsport	18	15	1:39.801			167.9
2	58	Drivex School	ESP	Javier Gonzalez	MEX	R	2	Dallara F312	Drivex School	15	14	1:39.965	0.164	0.164	167.6
3	1	RP Motorsport	ITA	David Schumacher	DEU	R	3	Dallara F312	RP Motorsport	19	11	1:40.175	0.374	0.210	167.2
4	8	Drivex School	ESP	Lukas Dunner	AUT	R	4	Dallara F312	Drivex School	16	12	1:40.188	0.387	0.013	167.2
5	22	Drivex School	ESP	Patrick Schott	CHE	R	5	Dallara F312	Drivex School	16	5	1:40.190	0.389	0.002	167.2
6	3	RP Motorsport	ITA	Kaylen Frederick	USA	R	6	Dallara F312	RP Motorsport	19	17	1:40.544	0.743	0.354	166.6
7	51	RACE	ESP	Aldo Festante	ITA	R	7	Dallara F312	Teo Martin Motorsport	21	14	1:41.029	1.228	0.485	165.8
8	5	Carlin Motorsport	GBR	Dev Gore	USA	R	8	Dallara F312	Carlin Motorsport	21	20	1:41.298	1.497	0.269	165.4
9	11	Campos Racing	ESP	Brad Benavides	USA	R	9	Dallara F312	Campos Racing	19	16	1:41.751	1.950	0.453	164.6

Published at:.....

Track Temp: 18.8 °C    Air Temp: 20.1 °C    Humidity: 67 %    Track Status: DRY

<b>Stewards:</b>	<b>Race Director:</b>	<b>Timekeeper:</b>





**Circuit de Barcelona**  
**Euroformula Open**  
**Free Practice - 1**  
**Lap Analysis**



**1** David Schumacher R Dallara F312 **4** Felipe Drugovich Dallara F312  
 RP Motorsport RP Motorsport

Lap	D	Time	Sector 1	Sector 2	Sector 3	T. Spd	Elapsed	Lap	D	Time	Sector 1	Sector 2	Sector 3	T. Spd	Elapsed
1		9:02:07.607	9:00:47.522	41.629	38.456	174.1	9:02:07.607	1		9:02:22.854	9:01:03.947	43.764	35.143	131.7	9:02:22.854
2		1:42.424	29.837	39.334	33.253	232.2	9:03:50.031	2		1:42.537	30.129	39.492	32.916	232.2	9:04:05.391
3		1:45.255	32.325	39.842	33.088	234.7	9:05:35.286	3		1:58.265 P	30.026	44.095	44.144	234.7	9:06:03.656
4		1:41.708	29.373	39.002	33.333	235.8	9:07:16.994	4		2:28.336 P	1:09.323	40.802	38.211	176.4	9:08:31.992
5		1:41.728	29.221	39.190	33.317	236.3	9:08:58.722	5		4:34.745	3:16.851	43.783	34.111	147.1	9:13:06.737
6		1:46.195 P	29.423	39.001	37.771	238.9	9:10:44.917	6		1:44.909	29.844	40.721	34.344	231.7	9:14:51.646
7		2:34.870 P	1:14.372	39.641	40.857	174.4	9:13:19.787	7		1:40.482	29.299	38.745	32.438	237.8	9:16:32.128
8		4:16.413	2:57.807	44.416	34.190	176.1	9:17:36.200	8		1:39.807	29.015	38.383	32.409	237.8	9:18:11.935
9		1:41.115	29.750	38.556	32.809	236.3	9:19:17.315	9		1:39.915	28.991	38.406	32.518	237.3	9:19:51.850
10		1:40.766	29.052	38.844	32.870	237.3	9:20:58.081	10		1:39.960	28.905	38.408	32.647	237.8	9:21:31.810
11		1:40.175	29.091	38.256	32.828	236.8	9:22:38.256	11		1:45.665 P	28.910	38.436	38.319	240.0	9:23:17.475
12		1:40.543	28.965	38.463	33.115	237.3	9:24:18.799	12		7:45.681	6:28.267	42.689	34.725	132.8	9:31:03.156
13		1:40.377	29.018	38.466	32.893	237.8	9:25:59.176	13		1:44.211	30.829	39.674	33.708	225.4	9:32:47.367
14		1:47.690 P	29.057	39.529	39.104	237.8	9:27:46.866	14		1:39.711	29.054	38.280	32.377	237.8	9:34:27.078
15		6:16.166	5:02.423	40.168	33.575	142.4	9:34:03.032	15		1:39.345	28.858	38.235	32.252	240.0	9:36:06.423
16		1:40.758	29.160	38.705	32.893	236.8	9:35:43.790	16		1:40.142	28.847	38.361	32.934	241.0	9:37:46.565
17		1:40.747	29.115	38.639	32.993	237.3	9:37:24.537	17		1:48.982 P	30.074	40.380	38.528	240.0	9:39:35.547
18		1:45.623 P	29.557	39.106	36.960	237.8	9:39:10.160								
19		2:24.280 P	1:04.304	38.733	41.243	180.0	9:41:34.440								

**3** Kaylen Frederick R Dallara F312 **5** Dev Gore R Dallara F312  
 RP Motorsport Carlin Motorsport

Lap	D	Time	Sector 1	Sector 2	Sector 3	T. Spd	Elapsed	Lap	D	Time	Sector 1	Sector 2	Sector 3	T. Spd	Elapsed
1		9:02:02.290	9:00:45.283	42.501	34.506	147.3	9:02:02.290	1		9:02:20.676 P	9:00:55.577	43.600	41.499	152.1	9:02:20.676
2		1:42.972	29.967	39.672	33.333	233.7	9:03:45.262	2		2:29.413	1:13.369	41.570	34.474	176.4	9:04:50.089
3		1:41.609	29.244	39.161	33.204	236.3	9:05:26.871	3		1:44.416	30.353	40.073	33.990	234.2	9:06:34.505
4		1:42.630	29.264	39.989	33.377	240.0	9:07:09.501	4		1:42.441	29.640	39.426	33.375	235.8	9:08:16.946
5		1:44.250	29.303	39.141	35.806	242.1	9:08:53.751	5		1:42.591	29.746	39.470	33.375	235.8	9:09:59.537
6		1:42.028	29.531	39.154	33.343	238.4	9:10:35.779	6		1:42.094	29.559	39.249	33.286	236.3	9:11:41.631
7		1:48.299 P	29.345	38.977	39.977	240.0	9:12:24.078	7		1:42.709	29.440	39.593	33.676	236.3	9:13:24.340
8		4:42.220	3:27.087	41.679	33.454	146.1	9:17:06.298	8		1:45.971	29.967	39.612	36.392	237.3	9:15:10.311
9		1:43.278	30.036	39.604	33.638	235.8	9:18:49.576	9		1:42.212	29.432	39.294	33.486	237.3	9:16:52.523
10		1:42.019	29.140	38.779	34.100	236.8	9:20:31.595	10		1:48.334 P	29.688	39.937	38.709	236.8	9:18:40.857
11		1:41.336	29.368	38.902	33.066	237.8	9:22:12.931	11		6:41.093	5:23.133	43.207	34.753	178.2	9:25:21.950
12		1:46.096 P	29.045	38.960	38.091	237.8	9:23:59.027	12		1:41.891	29.667	39.192	33.032	233.7	9:27:03.841
13		6:35.049	5:19.727	41.698	33.624	150.2	9:30:34.076	13		1:41.455	29.331	39.090	33.034	234.7	9:28:45.296
14		1:41.854	29.697	39.040	33.117	236.3	9:32:15.930	14		1:41.411	29.219	38.903	33.289	236.3	9:30:26.707
15		1:40.887	29.221	38.799	32.867	236.3	9:33:56.817	15		1:55.378	29.635	48.076	37.667	235.8	9:32:22.085
16		1:40.671	29.084	38.736	32.851	237.8	9:35:37.488	16		1:42.099	29.297	39.274	33.528	235.8	9:34:04.184
17		1:40.544	29.021	38.743	32.780	238.4	9:37:18.032	17		1:41.667	29.271	39.363	33.033	240.0	9:35:45.851
18		1:40.609	28.979	38.574	33.056	237.8	9:38:58.641	18		1:46.501	30.387	41.612	34.502	238.4	9:37:32.352
19		1:51.486 P	30.055	38.674	42.757	238.4	9:40:50.127	19		1:41.704	29.379	38.805	33.520	236.3	9:39:14.056
								20		1:41.298	29.092	38.995	33.211	238.4	9:40:55.354
								21		2:09.242 P	33.719	48.424	47.099	181.8	9:43:04.596





**Circuit de Barcelona**  
**Euroformula Open**  
**Free Practice - 1**  
**Lap Analysis**



**6**

Alessandro Bracalente

Dallara F312

**10**

Bent Viscaal

R

Dallara F312

RP Motorsport

Teo Martin Motorsport

Lap	D	Time	Sector 1	Sector 2	Sector 3	T. Spd	Elapsed	Lap	D	Time	Sector 1	Sector 2	Sector 3	T. Spd	Elapsed
1		9:03:30.217	9:01:58.192	52.321	39.704	71.6	9:03:30.217	1		9:02:29.561	9:01:06.566	46.191	36.804	161.9	9:02:29.561
2		1:55.343	31.611	41.974	41.758	231.2	9:05:25.560	2		1:48.327	31.736	42.267	34.324	202.6	9:04:17.888
3		1:43.033	30.144	39.899	32.990	232.7	9:07:08.593	3		1:49.037	33.024	41.399	34.614	198.1	9:06:06.925
4		1:41.518	29.564	38.930	33.024	233.7	9:08:50.111	4		1:46.247	32.923	39.694	33.630	203.7	9:07:53.172
5		1:42.332	29.581	39.506	33.245	234.2	9:10:32.443	5		1:59.446 P	31.475	44.296	43.675	237.8	9:09:52.618
6		1:42.190	29.551	39.386	33.253	234.2	9:12:14.633	6		7:32.636	6:20.225	39.448	32.963	180.9	9:17:25.254
7		1:42.143	29.657	39.295	33.191	233.7	9:13:56.776	7		1:40.168	29.008	38.447	32.713	237.8	9:19:05.422
8		2:02.769	31.936	49.147	41.686	233.7	9:15:59.545	8		1:40.857	29.706	38.438	32.713	237.8	9:20:46.279
9		1:42.301	29.764	39.227	33.310	233.2	9:17:41.846	9		1:39.963	28.947	38.354	32.662	236.3	9:22:26.242
10		1:47.650 P	29.373	39.140	39.137	234.7	9:19:29.496	10		1:40.429	28.832	38.651	32.946	236.8	9:24:06.671
11		10:06.659	8:48.220	42.274	36.165	163.3	9:29:36.155	11		1:47.138 P	29.103	38.557	39.478	237.3	9:25:53.809
12		1:49.081	34.117	40.985	33.979	232.7	9:31:25.236	12		6:50.164	5:33.781	42.061	34.322	173.6	9:32:43.973
13		1:42.348	29.707	39.437	33.204	233.7	9:33:07.584	13		1:41.013	29.567	38.658	32.788	231.7	9:34:24.986
14		1:42.827	29.738	39.341	33.748	235.2	9:34:50.411	14		1:39.831	28.992	38.313	32.526	237.3	9:36:04.817
15		1:42.318	29.627	39.255	33.436	234.2	9:36:32.729	15		1:39.801	28.920	38.207	32.674	237.3	9:37:44.618
16		2:10.851 P	29.669	58.063	43.119	234.2	9:38:43.580	16		1:46.327	34.040	39.421	32.866	133.6	9:39:30.945
17		1:40.141						17		1:40.141	28.774	38.582	32.785	237.8	9:41:11.086
18		1:54.947 P						18		1:54.947 P	28.958	38.510	47.479	237.8	9:43:06.033

**8**

Lukas Dunner

R

Dallara F312

**11**

Brad Benavides

R

Dallara F312

Drivex School

Campos Racing

Lap	D	Time	Sector 1	Sector 2	Sector 3	T. Spd	Elapsed	Lap	D	Time	Sector 1	Sector 2	Sector 3	T. Spd	Elapsed
1		9:02:37.664	9:01:18.226		9:02:37.664	171.9	9:02:37.664								
2		1:48.130	31.009	43.600	33.521		9:04:25.794								
3		1:41.814	29.439	39.271	33.104	235.2	9:06:07.608	1		9:03:06.502	9:01:46.115	44.653	35.734	136.3	9:03:06.502
4		1:41.290	29.385	38.909	32.996	237.3	9:07:48.898	2		1:45.547	30.668	40.962	33.917	229.2	9:04:52.049
5		1:41.230	29.300	39.018	32.912	237.3	9:09:30.128	3		1:44.488	29.641	39.993	34.854	234.7	9:06:36.537
6		1:50.996	29.119	46.112	35.765	237.3	9:11:21.124	4		1:43.847	30.074	40.101	33.672	235.8	9:08:20.384
7		1:40.941	29.202	38.804	32.935	235.2	9:13:02.065	5		1:42.863	29.675	39.713	33.475	235.2	9:10:03.247
8		1:46.110 P	29.303	38.914	37.893	235.8	9:14:48.175	6		1:42.132	29.473	39.313	33.346	235.8	9:11:45.379
9		16:17.661	14:58.973		16:55.554	157.4	9:31:05.836	7		1:43.232	29.570	40.053	33.609	235.8	9:13:28.611
10		1:49.661			18:45.215	225.4	9:32:55.497	8		1:42.670	29.464	39.604	33.602	235.8	9:15:11.281
11		1:40.507	29.077	38.844	32.586	236.8	9:34:36.004	9		1:42.649	29.632	39.434	33.583	238.9	9:16:53.930
12		1:40.188	29.080	38.547	32.561	237.3	9:36:16.192	10		1:42.546	29.479	39.535	33.532	237.8	9:18:36.476
13		1:47.953	33.146	41.807	33.000	238.9	9:38:04.145	11		2:03.730 P	29.607	39.936	54.187	234.7	9:20:40.206
14		1:40.218	29.132	38.613	32.473	235.8	9:39:44.363	12		9:28.178	8:11.623	42.519	34.036	162.8	9:30:08.384
15		1:40.254	29.048	38.444	32.762	236.3	9:41:24.617	13		1:45.452	32.121	40.003	33.328	230.7	9:31:53.836
16		1:47.285 P		2:19.463	39.028	235.2	9:43:11.902	14		1:42.223	29.472	39.403	33.348	233.7	9:33:36.059
								15		1:41.902	29.435	39.224	33.243	234.2	9:35:17.961
								16		1:41.751	29.393	38.994	33.364	233.2	9:36:59.712
								17		1:44.984	29.426	39.115	36.443	234.2	9:38:44.696
								18		1:44.300	29.223	39.338	35.739	236.8	9:40:28.996
								19		1:52.689 P	29.840	41.447	41.402	233.2	9:42:21.685





**Circuit de Barcelona**  
**Euroformula Open**  
**Free Practice - 1**  
**Lap Analysis**



18

Marcos Siebert

Dallara F312

28

Cameron Das

Dallara F312

Campos Racing

Carlin Motorsport

Lap	D	Time	Sector 1	Sector 2	Sector 3	T. Spd	Elapsed	Lap	D	Time	Sector 1	Sector 2	Sector 3	T. Spd	Elapsed
1		9:02:52.148	9:01:31.673	44.103	36.372	148.9	9:02:52.148	1		9:02:11.604	9:00:55.803	41.638	34.163	154.0	9:02:11.604
2		1:46.392	31.915	40.474	34.003	220.4	9:04:38.540	2		1:49.371 P	30.458	40.490	38.423	233.7	9:04:00.975
3		1:41.218	29.414	38.772	33.032	234.2	9:06:19.758	3		2:13.024	57.050	39.311	36.663	178.5	9:06:13.999
4		1:40.555	29.055	38.727	32.773	237.8	9:08:00.313	4		1:41.358	29.328	38.771	33.259	236.8	9:07:55.357
5		1:48.395	31.212	43.650	33.533	237.8	9:09:48.708	5		1:40.543	29.093	38.617	32.833	238.4	9:09:35.900
6		1:40.593	29.247	38.618	32.728	238.9	9:11:29.301	6		1:40.440	28.963	38.614	32.863	237.3	9:11:16.340
7		1:48.584 P	29.136	40.015	39.433	240.0	9:13:17.885	7		1:41.073	29.234	38.547	33.292	238.9	9:12:57.413
8		6:53.960	5:40.235	39.907	33.818	178.5	9:20:11.845	8		1:59.544	29.857	45.858	43.829	236.8	9:14:56.957
9		1:40.622	29.264	38.537	32.821	235.8	9:21:52.467	9		1:40.668	29.166	38.625	32.877	237.8	9:16:37.625
10		1:40.525	29.070	38.612	32.843	236.8	9:23:32.992	10		1:45.054 P	29.193	38.624	37.237	238.4	9:18:22.679
11		1:40.882	29.296	38.610	32.976	236.3	9:25:13.874	11		8:21.614	7:03.721	43.895	33.998	180.9	9:26:44.293
12		1:45.719 P	29.175	38.512	38.032	236.3	9:26:59.593	12		1:45.278	30.954	39.459	34.865	217.7	9:28:29.571
13		5:49.061	4:31.282	41.182	36.597	177.3	9:32:48.654	13		1:40.321	29.179	38.551	32.591	235.2	9:30:09.892
14		1:43.050	31.050	39.038	32.962	223.6	9:34:31.704	14		1:39.799	28.933	38.389	32.477	238.9	9:31:49.691
15		1:40.390	29.209	38.418	32.763	235.8	9:36:12.094	15		1:40.044	28.975	38.471	32.598	237.3	9:33:29.735
16		1:40.089	29.268	38.290	32.531	237.3	9:37:52.183	16		1:55.884	30.779	48.982	36.123	232.7	9:35:25.619
17		1:40.073	28.997	38.299	32.777	236.8	9:39:32.256	17		1:40.287	29.044	38.444	32.799	236.8	9:37:05.906
18		1:40.224	29.049	38.517	32.658	240.5	9:41:12.480	18		1:40.416	28.971	38.545	32.900	238.4	9:38:46.322
19		1:56.856 P	29.060	38.417	49.379	239.4	9:43:09.336	19		1:46.327 P	29.006	39.007	38.314	239.4	9:40:32.649

22

Patrick Schott

R

Dallara F312

34

Matheus Iorio

Dallara F312

Drivex School

Carlin Motorsport

Lap	D	Time	Sector 1	Sector 2	Sector 3	T. Spd	Elapsed	Lap	D	Time	Sector 1	Sector 2	Sector 3	T. Spd	Elapsed
1		9:06:59.589	9:05:38.559	45.485	35.545	138.2	9:06:59.589	1		9:02:15.007 P	9:00:54.333	42.159	38.515	150.4	9:02:15.007
2		1:43.392	30.703	39.715	32.974	231.2	9:08:42.981	2		2:27.903	1:11.254	42.330	34.319	175.6	9:04:42.910
3		1:40.976	29.414	38.783	32.779	234.7	9:10:23.957	3		1:42.098	29.634	39.338	33.126	235.8	9:06:25.008
4		1:40.434	29.259	38.537	32.638	233.2	9:12:04.391	4		1:41.167	29.262	38.842	33.063	237.8	9:08:06.175
5		1:40.190	29.296	38.345	32.549	233.7	9:13:44.581	5		1:40.864	29.146	38.838	32.880	237.3	9:09:47.039
6		2:00.981	29.237	50.798	40.946	233.7	9:15:45.562	6		1:40.649	29.067	38.596	32.986	237.8	9:11:27.688
7		1:42.121	30.454	38.884	32.783	233.7	9:17:27.683	7		1:41.151	29.121	38.666	33.364	238.9	9:13:08.839
8		1:46.224 P	29.244	38.648	38.332	235.8	9:19:13.907	8		1:40.629	29.136	38.553	32.940	239.4	9:14:49.468
9		9:51.747	8:39.858	39.077	32.812	184.6	9:29:05.654	9		1:50.176 P	29.790	40.694	39.692	238.9	9:16:39.644
10		1:40.994	29.508	38.651	32.835	232.7	9:30:46.648	10		9:24.494	8:04.886	45.063	34.545	158.3	9:26:04.138
11		1:41.130	29.467	38.725	32.938	233.2	9:32:27.778	11		1:48.999	30.348	45.003	33.648	226.4	9:27:53.137
12		1:40.492	29.319	38.270	32.903	233.7	9:34:08.270	12		1:40.384	29.039	38.542	32.803	235.8	9:29:33.521
13		1:48.730 P	29.148	40.596	38.986	234.7	9:35:57.000	13		1:44.132	29.075	41.119	33.938	238.9	9:31:17.653
14		3:11.271	1:59.183	39.020	33.068	186.5	9:39:08.271	14		1:40.270	29.025	38.396	32.849	238.9	9:32:57.923
15		1:41.004	29.376	38.620	33.008	233.2	9:40:49.275	15		1:40.356	29.032	38.485	32.839	239.4	9:34:38.279
16		1:51.238 P	29.445	40.515	41.278	231.2	9:42:40.513	16		1:40.457	28.908	38.709	32.840	240.5	9:36:18.736
								17		1:40.196	28.952	38.365	32.879	240.0	9:37:58.932
								18		1:40.004	28.875	38.158	32.971	238.9	9:39:38.936
								19		1:54.576 P	28.968	40.226	45.382	240.5	9:41:33.512





**Circuit de Barcelona**  
**Euroformula Open**  
**Free Practice - 1**  
**Lap Analysis**



**51**

Aldo Festante

R

Dallara F312

**77**

Guilherme Samaia

Dallara F312

Teo Martin Motorsport

RP Motorsport

Lap	D	Time	Sector 1	Sector 2	Sector 3	T. Spd	Elapsed	Lap	D	Time	Sector 1	Sector 2	Sector 3	T. Spd	Elapsed
1		9:02:26.752	9:00:55.337	50.921	40.494	169.5	9:02:26.752	1		9:02:23.586	9:01:04.785	43.802	34.999	139.3	9:02:23.586
2		1:52.419	34.208	43.800	34.411	206.5	9:04:19.171	2		1:43.833	30.217	40.044	33.572	233.2	9:04:07.419
3		1:44.613	30.222	40.514	33.877	238.9	9:06:03.784	3		1:48.923 P	29.395	39.332	40.196	236.3	9:05:56.342
4		1:42.591	29.597	39.782	33.212	237.8	9:07:46.375	4		2:40.799 P	1:22.657	39.611	38.531	178.8	9:08:37.141
5		1:42.250	29.361	39.665	33.224	238.4	9:09:28.625	5		4:33.012	3:14.680	42.633	35.699	176.1	9:13:10.153
6		1:42.291	29.309	39.821	33.161	237.8	9:11:10.916	6		1:43.381	29.694	38.964	34.723	233.2	9:14:53.534
7		2:08.068	35.046	53.739	39.283	172.5	9:13:18.984	7		1:40.728	29.121	38.784	32.823	237.8	9:16:34.262
8		1:42.271	29.494	39.362	33.415	238.4	9:15:01.255	8		1:40.740	29.171	38.702	32.867	238.4	9:18:15.002
9		1:53.972 P	29.796	40.052	44.124	237.8	9:16:55.227	9		1:40.821	29.109	38.731	32.981	236.8	9:19:55.823
10		7:29.709	6:12.560	43.420	33.729	170.0	9:24:24.936	10		1:48.100 P	29.253	39.400	39.447	237.3	9:21:43.923
11		1:41.752	29.419	38.985	33.348	237.3	9:26:06.688	11		8:33.757	7:17.148	41.996	34.613	174.4	9:30:17.680
12		1:41.603	29.304	39.164	33.135	236.8	9:27:48.291	12		1:42.253	30.143	39.295	32.815	227.3	9:31:59.933
13		1:41.555	29.197	39.283	33.075	238.4	9:29:29.846	13		1:41.267	29.296	39.058	32.913	234.7	9:33:41.200
14		1:41.029	29.301	39.055	32.673	238.4	9:31:10.875	14		1:40.663	29.271	38.532	32.860	236.3	9:35:21.863
15		1:41.381	29.078	39.073	33.230	235.8	9:32:52.256	15		1:40.733	29.224	38.793	32.716	236.3	9:37:02.596
16		1:41.368	29.121	39.204	33.043	234.7	9:34:33.624	16		1:40.951	29.138	38.809	33.004	237.3	9:38:43.547
17		1:41.412	29.181	39.003	33.228	234.2	9:36:15.036	17		1:59.095 P	29.194	44.577	45.324	235.2	9:40:42.642
18		1:41.322	29.077	38.937	33.308	236.8	9:37:56.358								
19		1:41.252	29.165	38.723	33.364	238.4	9:39:37.610								
20		1:41.830	29.147	39.059	33.624	235.8	9:41:19.440								
21		2:11.639 P	34.728	46.670	50.241	237.8	9:43:31.079								

**58**

Javier Gonzalez

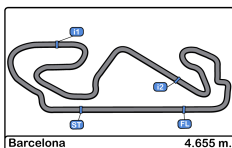
R

Dallara F312

Drivex School

Lap	D	Time	Sector 1	Sector 2	Sector 3	T. Spd	Elapsed
1		9:03:13.084 P	9:01:38.093	44.819	50.172	173.9	9:03:13.084
2		2:54.459 P	1:29.173	41.433	43.853	174.7	9:06:07.543
3		2:55.002	1:32.761	43.819	38.422	175.8	9:09:02.545
4		1:40.970	29.355	38.771	32.844	235.8	9:10:43.515
5		1:40.503	29.189	38.550	32.764	235.8	9:12:24.018
6		1:43.632	29.091	38.565	35.976	235.8	9:14:07.650
7		1:43.569	29.187	39.801	34.581	234.7	9:15:51.219
8		1:40.475	29.234	38.536	32.705	236.3	9:17:31.694
9		1:44.647 P	29.086	38.629	36.932	237.3	9:19:16.341
10		12:03.409	10:37.876	47.053	38.480	175.0	9:31:19.750
11		1:44.953	31.632	40.087	33.234	209.7	9:33:04.703
12		1:51.416	36.397	41.219	33.800	234.7	9:34:56.119
13		1:40.067	29.094	38.401	32.572	235.8	9:36:36.186
14		1:39.965	29.094	38.382	32.489	236.8	9:38:16.151
15		1:59.744 P	37.146	42.534	40.064	235.8	9:40:15.895



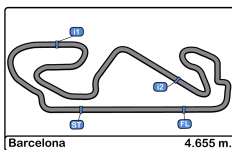


**Circuito de Barcelona**  
**Euroformula Open**  
**Free Practice - 1**  
**Best Sectors Results**



Sector - 1				Sector - 2				Sector - 3				Ideal Lap vs Best Lap				
Clas	Nº	Driver	Time	Nº	Driver	Time	Nº	Driver	Time	Clas	Nº	Driver	Ideal Lap	Best Lap	Clas	
1	10	Bent Viscaal	28.774	34	Matheus Iorio	38.158	4	Felipe Drugovich	32.252	1	4	Felipe Drugovich	1:39.334	1:39.345	1	
2	4	Felipe Drugovich	28.847	10	Bent Viscaal	38.207	8	Lukas Dunner	32.473	2	10	Bent Viscaal	1:39.507	1:39.801	3	
3	34	Matheus Iorio	28.875	4	Felipe Drugovich	38.235	28	Cameron Das	32.477	3	28	Cameron Das	1:39.799	1:39.799	2	
4	28	Cameron Das	28.933	1	David Schumacher	38.256	58	Javier Gonzalez	32.489	4	18	Marcos Siebert	1:39.818	1:40.073	6	
5	1	David Schumacher	28.965	22	Patrick Schott	38.270	10	Bent Viscaal	32.526	5	34	Matheus Iorio	1:39.836	1:40.004	5	
6	3	Kaylen Frederick	28.979	18	Marcos Siebert	38.290	18	Marcos Siebert	32.531	6	58	Javier Gonzalez	1:39.957	1:39.965	4	
7	18	Marcos Siebert	28.997	58	Javier Gonzalez	38.382	22	Patrick Schott	32.549	7	8	Lukas Dunner	1:39.965	1:40.188	8	
8	8	Lukas Dunner	29.048	28	Cameron Das	38.389	51	Aldo Festante	32.673	8	22	Patrick Schott	1:39.967	1:40.190	9	
9	51	Aldo Festante	29.077	8	Lukas Dunner	38.444	77	Guilherme Samaia	32.716	9	1	David Schumacher	1:40.030	1:40.175	7	
10	58	Javier Gonzalez	29.086	77	Guilherme Samaia	38.532	3	Kaylen Frederick	32.780	10	3	Kaylen Frederick	1:40.333	1:40.544	10	
11	5	Dev Gore	29.092	3	Kaylen Frederick	38.574	34	Matheus Iorio	32.803	11	77	Guilherme Samaia	1:40.357	1:40.663	11	
12	77	Guilherme Samaia	29.109	51	Aldo Festante	38.723	1	David Schumacher	32.809	12	51	Aldo Festante	1:40.473	1:41.029	12	
13	22	Patrick Schott	29.148	5	Dev Gore	38.805	6	Alessandro Bracalente	32.990	13	5	Dev Gore	1:40.929	1:41.298	13	
14	11	Brad Benavides	29.223	6	Alessandro Bracalente	38.930	5	Dev Gore	33.032	14	6	Alessandro Bracalente	1:41.293	1:41.518	14	
15	6	Alessandro Bracalente	29.373	11	Brad Benavides	38.994	11	Brad Benavides	33.243	15	11	Brad Benavides	1:41.460	1:41.751	15	





Circuito de Barcelona  
Euroformula Open  
Free Practice - 1  
Best 5 Lap Times



Cls	Nº	Entrant	Nat	Driver	Nat	Cat	Cls	Chassis	Team	Best 1		Best 2		Best 3		Best 4		Best 5	
										Time	Lap	Time	Lap	Time	Lap	Time	Lap	Time	Lap
1	4	RP Motorsport	ITA	Felipe Drugovich	BRA			Dallara F312	RP Motorsport	<b>1:39.345</b>	15	1:39.711	14	1:39.807	8	1:39.915	9	1:39.960	10
2	28	Carlin Motorsport	GBR	Cameron Das	USA			Dallara F312	Carlin Motorsport	<b>1:39.799</b>	14	1:40.044	15	1:40.287	17	1:40.321	13	1:40.416	18
3	10	RACE	ESP	Bent Viscaal	NLD	R	1	Dallara F312	Teo Martin Motorsport	<b>1:39.801</b>	15	1:39.831	14	1:39.963	9	1:40.141	17	1:40.168	7
4	58	Drivex School	ESP	Javier Gonzalez	MEX	R	2	Dallara F312	Drivex School	<b>1:39.965</b>	14	1:40.067	13	1:40.475	8	1:40.503	5	1:40.970	4
5	34	Carlin Motorsport	GBR	Matheus Iorio	BRA			Dallara F312	Carlin Motorsport	<b>1:40.004</b>	18	1:40.196	17	1:40.270	14	1:40.356	15	1:40.384	12
6	18	Campos Racing	ESP	Marcos Siebert	ARG			Dallara F312	Campos Racing	<b>1:40.073</b>	17	1:40.089	16	1:40.224	18	1:40.390	15	1:40.525	10
7	1	RP Motorsport	ITA	David Schumacher	DEU	R	3	Dallara F312	RP Motorsport	<b>1:40.175</b>	11	1:40.377	13	1:40.543	12	1:40.747	17	1:40.758	16
8	8	Drivex School	ESP	Lukas Dunner	AUT	R	4	Dallara F312	Drivex School	<b>1:40.188</b>	12	1:40.218	14	1:40.254	15	1:40.507	11	1:40.941	7
9	22	Drivex School	ESP	Patrick Schott	CHE	R	5	Dallara F312	Drivex School	<b>1:40.190</b>	5	1:40.434	4	1:40.492	12	1:40.976	3	1:40.994	10
10	3	RP Motorsport	ITA	Kaylen Frederick	USA	R	6	Dallara F312	RP Motorsport	<b>1:40.544</b>	17	1:40.609	18	1:40.671	16	1:40.887	15	1:41.336	11
11	77	RP Motorsport	ITA	Guilherme Samaia	BRA			Dallara F312	RP Motorsport	<b>1:40.663</b>	14	1:40.728	7	1:40.733	15	1:40.740	8	1:40.821	9
12	51	RACE	ESP	Aldo Festante	ITA	R	7	Dallara F312	Teo Martin Motorsport	<b>1:41.029</b>	14	1:41.252	19	1:41.322	18	1:41.368	16	1:41.381	15
13	5	Carlin Motorsport	GBR	Dev Gore	USA	R	8	Dallara F312	Carlin Motorsport	<b>1:41.298</b>	20	1:41.411	14	1:41.455	13	1:41.667	17	1:41.704	19
14	6	RP Motorsport	ITA	Alessandro Bracalente	ITA			Dallara F312	RP Motorsport	<b>1:41.518</b>	4	1:42.143	7	1:42.190	6	1:42.301	9	1:42.318	15
15	11	Campos Racing	ESP	Brad Benavides	USA	R	9	Dallara F312	Campos Racing	<b>1:41.751</b>	16	1:41.902	15	1:42.132	6	1:42.223	14	1:42.546	10





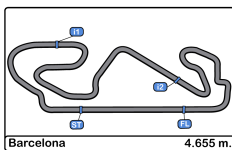


**Circuito de Barcelona**  
**Euroformula Open**  
**Free Practice - 1**  
**Best 5 Top Speeds**



Cls	Nº	Entrant	Nat	Driver	Nat	Cat	Cls	Chassis	Team	Top 1		Top 2		Top 3		Top 4		Top 5		Avg
										Km/h	Lap	Km/h	Lap	Km/h	Lap	Km/h	Lap	Km/h	Lap	
1	3	RP Motorsport	ITA	Kaylen Frederick	USA	R	1	Dallara F312	RP Motorsport	242.1	5	240.0	4	240.0	7	238.4	6	238.4	17	239.7
2	4	RP Motorsport	ITA	Felipe Drugovich	BRA			Dallara F312	RP Motorsport	241.0	16	240.0	11	240.0	15	240.0	17	237.8	7	239.7
3	18	Campos Racing	ESP	Marcos Siebert	ARG			Dallara F312	Campos Racing	240.5	18	240.0	7	239.4	19	238.9	6	237.8	4	239.3
4	34	Carlin Motorsport	GBR	Matheus Iorio	BRA			Dallara F312	Carlin Motorsport	240.5	16	240.5	19	240.0	17	239.4	8	239.4	15	240.0
5	5	Carlin Motorsport	GBR	Dev Gore	USA	R	2	Dallara F312	Carlin Motorsport	240.0	17	238.4	18	238.4	20	237.3	8	237.3	9	238.3
6	28	Carlin Motorsport	GBR	Cameron Das	USA			Dallara F312	Carlin Motorsport	239.4	19	238.9	7	238.9	14	238.4	5	238.4	10	238.8
7	1	RP Motorsport	ITA	David Schumacher	DEU	R	3	Dallara F312	RP Motorsport	238.9	6	237.8	13	237.8	14	237.8	18	237.3	10	237.9
8	8	Drivex School	ESP	Lukas Dunner	AUT	R	4	Dallara F312	Drivex School	238.9	13	237.3	4	237.3	5	237.3	6	237.3	12	237.6
9	11	Campos Racing	ESP	Brad Benavides	USA	R	5	Dallara F312	Campos Racing	238.9	9	237.8	10	236.8	18	235.8	4	235.8	6	237.0
10	51	RACE	ESP	Aldo Festante	ITA	R	6	Dallara F312	Teo Martin Motorsport	238.9	3	238.4	5	238.4	8	238.4	13	238.4	14	238.5
11	77	RP Motorsport	ITA	Guilherme Samaia	BRA			Dallara F312	RP Motorsport	238.4	8	237.8	7	237.3	10	237.3	16	236.8	9	237.5
12	10	RACE	ESP	Bent Viscaal	NLD	R	7	Dallara F312	Teo Martin Motorsport	237.8	5	237.8	7	237.8	8	237.8	17	237.8	18	237.8
13	58	Drivex School	ESP	Javier Gonzalez	MEX	R	8	Dallara F312	Drivex School	237.3	9	236.8	14	236.3	8	235.8	4	235.8	5	236.4
14	22	Drivex School	ESP	Patrick Schott	CHE	R	9	Dallara F312	Drivex School	235.8	8	234.7	3	234.7	13	233.7	5	233.7	6	234.5
15	6	RP Motorsport	ITA	Alessandro Bracalente	ITA			Dallara F312	RP Motorsport	235.2	14	234.7	10	234.2	5	234.2	6	234.2	15	234.5



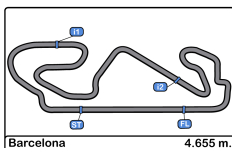


Circuito de Barcelona  
Euroformula Open  
Free Practice - 1  
Fastest Laps Sequence



Lap	Time of Day	Session Time	Nº	Entrant	Nat	Driver	Nat	Cat	Chassis	Team	Time	Km/h
2	9:03:45.262	3:45.262	3	RP Motorsport	ITA	Kaylen Frederick	USA	R	Dallara F312	RP Motorsport	1:42.972	162.7
2	9:03:50.031	3:50.031	1	RP Motorsport	ITA	David Schumacher	DEU	R	Dallara F312	RP Motorsport	1:42.424	163.6
3	9:05:26.871	5:26.871	3	RP Motorsport	ITA	Kaylen Frederick	USA	R	Dallara F312	RP Motorsport	1:41.609	164.9
3	9:06:19.758	6:19.758	18	Campos Racing	ESP	Marcos Siebert	ARG		Dallara F312	Campos Racing	1:41.218	165.5
4	9:08:00.313	8:00.313	18	Campos Racing	ESP	Marcos Siebert	ARG		Dallara F312	Campos Racing	1:40.555	166.6
5	9:09:35.900	9:35.900	28	Carlin Motorsport	GBR	Cameron Das	USA		Dallara F312	Carlin Motorsport	1:40.543	166.6
6	9:11:16.340	11:16.340	28	Carlin Motorsport	GBR	Cameron Das	USA		Dallara F312	Carlin Motorsport	1:40.440	166.8
4	9:12:04.391	12:04.391	22	Drivex School	ESP	Patrick Schott	CHE	R	Dallara F312	Drivex School	1:40.434	166.8
5	9:13:44.581	13:44.581	22	Drivex School	ESP	Patrick Schott	CHE	R	Dallara F312	Drivex School	1:40.190	167.2
8	9:18:11.935	18:11.935	4	RP Motorsport	ITA	Felipe Drugovich	BRA		Dallara F312	RP Motorsport	1:39.807	167.9
14	9:31:49.691	31:49.691	28	Carlin Motorsport	GBR	Cameron Das	USA		Dallara F312	Carlin Motorsport	1:39.799	167.9
14	9:34:27.078	34:27.078	4	RP Motorsport	ITA	Felipe Drugovich	BRA		Dallara F312	RP Motorsport	1:39.711	168.0
15	9:36:06.423	36:06.423	4	RP Motorsport	ITA	Felipe Drugovich	BRA		Dallara F312	RP Motorsport	1:39.345	168.6





Circuito de Barcelona  
Euroformula Open  
Free Practice - 1  
Event Best Maximum Speed



Nº	Entrant	Nat	Driver	Nat	Cat	Clas	Chassis	Team	Km/h	Session
3	RP Motorsport	ITA	Kaylen Frederick	USA	R	1	Dallara F312	RP Motorsport	242.1	Free Practice - 1
4	RP Motorsport	ITA	Felipe Drugovich	BRA			Dallara F312	RP Motorsport	241.0	Free Practice - 1
34	Carlin Motorsport	GBR	Matheus Iorio	BRA			Dallara F312	Carlin Motorsport	240.5	Free Practice - 1
18	Campos Racing	ESP	Marcos Siebert	ARG			Dallara F312	Campos Racing	240.5	Free Practice - 1
5	Carlin Motorsport	GBR	Dev Gore	USA	R	2	Dallara F312	Carlin Motorsport	240.0	Free Practice - 1
28	Carlin Motorsport	GBR	Cameron Das	USA			Dallara F312	Carlin Motorsport	239.4	Free Practice - 1
51	RACE	ESP	Aldo Festante	ITA	R	3	Dallara F312	Teo Martin Motorsport	238.9	Free Practice - 1
1	RP Motorsport	ITA	David Schumacher	DEU	R	4	Dallara F312	RP Motorsport	238.9	Free Practice - 1
11	Campos Racing	ESP	Brad Benavides	USA	R	5	Dallara F312	Campos Racing	238.9	Free Practice - 1
8	Drivex School	ESP	Lukas Dunner	AUT	R	6	Dallara F312	Drivex School	238.9	Free Practice - 1
77	RP Motorsport	ITA	Guilherme Samaia	BRA			Dallara F312	RP Motorsport	238.4	Free Practice - 1
10	RACE	ESP	Bent Viscaal	NLD	R	7	Dallara F312	Teo Martin Motorsport	237.8	Free Practice - 1
58	Drivex School	ESP	Javier Gonzalez	MEX	R	8	Dallara F312	Drivex School	237.3	Free Practice - 1
22	Drivex School	ESP	Patrick Schott	CHE	R	9	Dallara F312	Drivex School	235.8	Free Practice - 1
6	RP Motorsport	ITA	Alessandro Bracalente	ITA			Dallara F312	RP Motorsport	235.2	Free Practice - 1





**Circuit de Barcelona**  
**Euroformula Open**  
**Free Practice - 1**  
**Pit Stop Analysis**



**1** David Schumacher R RP Motorsport  
 Dallara F312

Nr.	In Day Time	In Time	Out Time	Pit Time	T. Pit Time	Handicap	Penalty
1	9:10:42.505	9:10:42.505	9:11:06.489	23.984	23.984		
2	9:13:16.680	9:13:16.680	9:15:43.452	2:26.772	2:50.756		
3	9:27:44.379	9:27:44.379	9:32:16.442	4:32.063	7:22.819		
4	9:39:07.843	9:39:07.843	9:39:30.429	22.586	7:45.405		

**3** Kaylen Frederick R RP Motorsport  
 Dallara F312

Nr.	In Day Time	In Time	Out Time	Pit Time	T. Pit Time	Handicap	Penalty
1	9:12:21.466	9:12:21.466	9:15:18.148	2:56.682	2:56.682		
2	9:23:56.384	9:23:56.384	9:28:43.325	4:46.941	7:43.623		

**4** Felipe Drugovich RP Motorsport  
 Dallara F312

Nr.	In Day Time	In Time	Out Time	Pit Time	T. Pit Time	Handicap	Penalty
1	9:06:01.011	9:06:01.011	9:06:28.716	27.705	27.705		
2	9:08:29.598	9:08:29.598	9:11:08.274	2:38.676	3:06.381		
3	9:23:14.989	9:23:14.989	9:29:10.823	5:55.834	9:02.215		

**5** Dev Gore R Carlin Motorsport  
 Dallara F312

Nr.	In Day Time	In Time	Out Time	Pit Time	T. Pit Time	Handicap	Penalty
1	9:02:18.206	9:02:18.206	9:02:46.090	27.884	27.884		
2	9:18:38.388	9:18:38.388	9:23:30.219	4:51.831	5:19.715		

**6** Alessandro Bracalente RP Motorsport  
 Dallara F312

Nr.	In Day Time	In Time	Out Time	Pit Time	T. Pit Time	Handicap	Penalty
1	9:19:26.473	9:19:26.473	9:27:40.263	8:13.790	8:13.790		

**8** Lukas Dunner R Drivex School  
 Dallara F312

Nr.	In Day Time	In Time	Out Time	Pit Time	T. Pit Time	Handicap	Penalty
1	9:14:45.692	9:14:45.692	9:29:12.757	14:27.06	14:27.065		

**10** Bent Viscaal R Teo Martin Motorsport  
 Dallara F312

Nr.	In Day Time	In Time	Out Time	Pit Time	T. Pit Time	Handicap	Penalty
1	9:09:49.961	9:09:49.961	9:15:35.479	5:45.518	5:45.518		
2	9:25:51.390	9:25:51.390	9:30:55.433	5:04.043	10:49.561		

**11** Brad Benavides R Campos Racing  
 Dallara F312

Nr.	In Day Time	In Time	Out Time	Pit Time	T. Pit Time	Handicap	Penalty
1	9:20:37.755	9:20:37.755	9:28:17.558	7:39.803	7:39.803		

**18** Marcos Siebert Campos Racing  
 Dallara F312

Nr.	In Day Time	In Time	Out Time	Pit Time	T. Pit Time	Handicap	Penalty
1	9:13:15.002	9:13:15.002	9:18:27.611	5:12.609	5:12.609		
2	9:26:56.872	9:26:56.872	9:31:00.079	4:03.207	9:15.816		

**22** Patrick Schott R Drivex School  
 Dallara F312

Nr.	In Day Time	In Time	Out Time	Pit Time	T. Pit Time	Handicap	Penalty
1	9:19:11.439	9:19:11.439	9:27:24.336	8:12.897	8:12.897		
2	9:35:54.743	9:35:54.743	9:37:26.847	1:32.104	9:45.001		

**28** Cameron Das Carlin Motorsport  
 Dallara F312

Nr.	In Day Time	In Time	Out Time	Pit Time	T. Pit Time	Handicap	Penalty
1	9:03:58.379	9:03:58.379	9:04:20.478	22.099	22.099		
2	9:18:20.207	9:18:20.207	9:24:55.570	6:35.363	6:57.462		

**34** Matheus Iorio Carlin Motorsport  
 Dallara F312

Nr.	In Day Time	In Time	Out Time	Pit Time	T. Pit Time	Handicap	Penalty
1	9:02:12.410	9:02:12.410	9:02:40.810	28.400	28.400		
2	9:16:37.169	9:16:37.169	9:24:10.701	7:33.532	8:01.932		

**51** Aldo Festante R Teo Martin Motorsport  
 Dallara F312

Nr.	In Day Time	In Time	Out Time	Pit Time	T. Pit Time	Handicap	Penalty
1	9:16:52.615	9:16:52.615	9:22:32.453	5:39.838	5:39.838		

**58** Javier Gonzalez R Drivex School  
 Dallara F312

Nr.	In Day Time	In Time	Out Time	Pit Time	T. Pit Time	Handicap	Penalty
1	9:03:10.615	9:03:10.615	9:03:33.216	22.601	22.601		
2	9:06:05.074	9:06:05.074	9:06:38.309	33.235	55.836		
3	9:19:13.871	9:19:13.871	9:29:20.695	10:06.82	11:02.660		

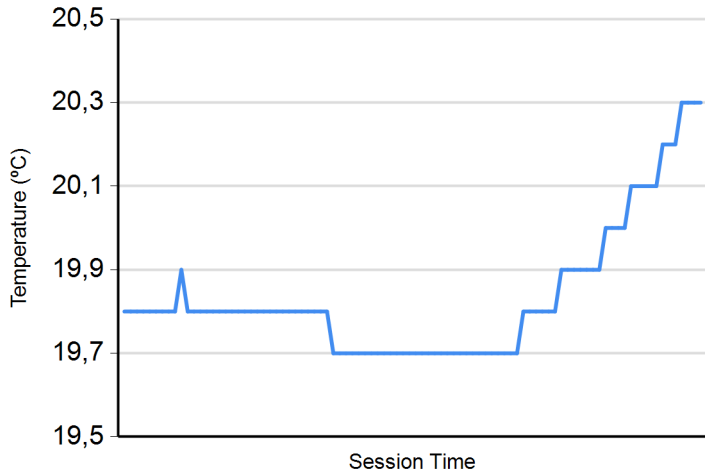
**77** Guilherme Samaia RP Motorsport  
 Dallara F312

Nr.	In Day Time	In Time	Out Time	Pit Time	T. Pit Time	Handicap	Penalty
1	9:05:53.553	9:05:53.553	9:06:35.586	42.033	42.033		
2	9:08:34.556	9:08:34.556	9:11:17.887	2:43.331	3:25.364		
3	9:21:41.317	9:21:41.317	9:28:25.201	6:43.884	10:09.248		

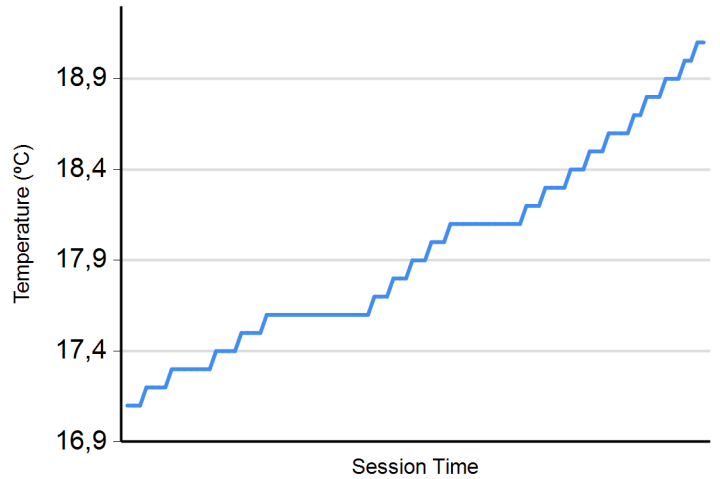




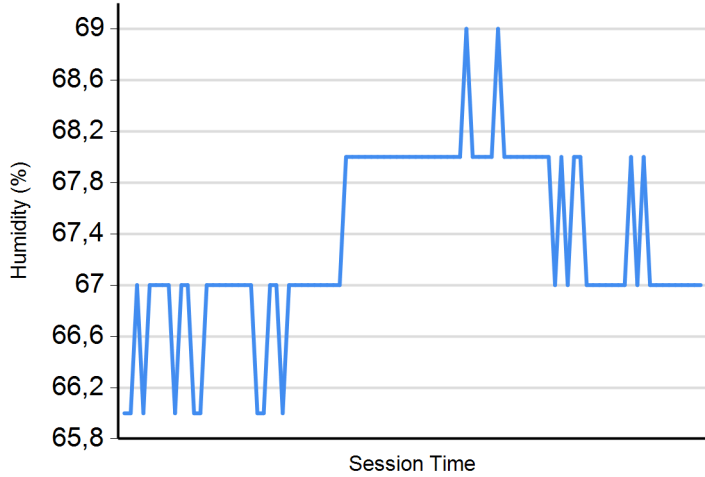
**Air Temperature**



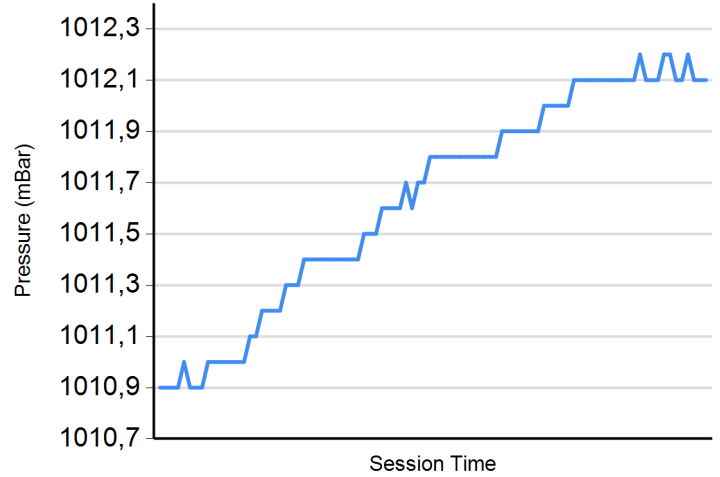
**Track Temperature**



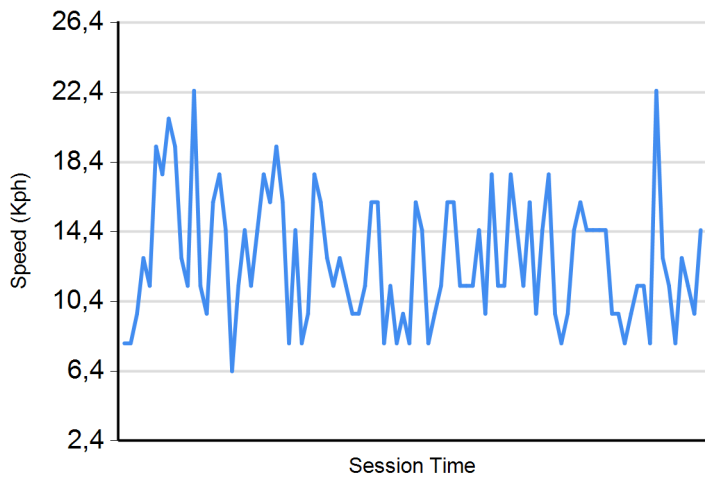
**Humidity**



**Pressure**



**Wind Speed**



**Wind direction**

North = 0°/360° Est = 90° South = 180° West = 270°

