

Circuito de Barcelona
Euroformula Open
Private test - 2
Provisional Results



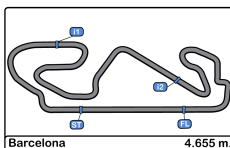
Clas	Nº	Entrant	Nat	Driver	Nat	Cat	Clas	Chassis	Team	Laps	Best	Time	Gap	Interval	Km/h
1	18	Campos Racing	ESP	Marcos Siebert	ARG			Dallara F312	Campos Racing	15	14	1:53.559			147.5
2	28	Carlin Motorsport	GBR	Cameron Das	USA			Dallara F312	Carlin Motorsport	17	16	1:54.124	0.565	0.565	146.8
3	10	RACE	ESP	Bent Viscaal	NLD	R	1	Dallara F312	Teo Martin Motorsport	15	11	1:54.648	1.089	0.524	146.1
4	4	RP Motorsport	ITA	Felipe Drugovich	BRA			Dallara F312	RP Motorsport	17	12	1:55.186	1.627	0.538	145.4
5	8	Drivex School	ESP	Lukas Dunner	AUT	R	2	Dallara F312	Drivex School	15	11	1:55.398	1.839	0.212	145.2
6	34	Carlin Motorsport	GBR	Matheus Iorio	BRA			Dallara F312	Carlin Motorsport	14	10	1:55.607	2.048	0.209	144.9
7	5	Carlin Motorsport	GBR	Dev Gore	USA	R	3	Dallara F312	Carlin Motorsport	16	14	1:56.024	2.465	0.417	144.4
8	58	Drivex School	ESP	Javier Gonzalez	MEX	R	4	Dallara F312	Drivex School	12	10	1:56.550	2.991	0.526	143.7
9	3	RP Motorsport	ITA	Kaylen Frederick	USA	R	5	Dallara F312	RP Motorsport	16	15	1:56.854	3.295	0.304	143.4
10	77	RP Motorsport	ITA	Guilherme Samaia	BRA			Dallara F312	RP Motorsport	17	14	1:57.120	3.561	0.266	143.0
11	1	RP Motorsport	ITA	David Schumacher	DEU	R	6	Dallara F312	RP Motorsport	16	11	1:57.173	3.614	0.053	143.0
12	6	RP Motorsport	ITA	Alessandro Bracalente	ITA			Dallara F312	RP Motorsport	17	13	1:57.311	3.752	0.138	142.8
13	22	Drivex School	ESP	Patrick Schott	CHE	R	7	Dallara F312	Drivex School	11	6	1:57.990	4.431	0.679	142.0
14	51	RACE	ESP	Aldo Festante	ITA	R	8	Dallara F312	Teo Martin Motorsport	15	14	1:58.144	4.585	0.154	141.8
15	11	Campos Racing	ESP	Brad Benavides	USA	R	9	Dallara F312	Campos Racing	7	7	1:59.977	6.418	1.833	139.6

Published at:.....

Track Temp: 18.2 °C Air Temp: 19.9 °C Humidity: 82 % Track Status: WET

Stewards:	Race Director:	Timekeeper: 
-----------	----------------	---





Circuito de Barcelona
Euroformula Open
Private test - 2
Provisional Results by Class



Clas	Nº	Entrant	Nat	Driver	Nat	Cat	Clas	Chassis	Team	Laps	Best	Time	Gap	Interval	Km/h
1	18	Campos Racing	ESP	Marcos Siebert	ARG			Dallara F312	Campos Racing	15	14	1:53.559			147.5
2	28	Carlin Motorsport	GBR	Cameron Das	USA			Dallara F312	Carlin Motorsport	17	16	1:54.124	0.565	0.565	146.8
3	4	RP Motorsport	ITA	Felipe Drugovich	BRA			Dallara F312	RP Motorsport	17	12	1:55.186	1.627	1.062	145.4
4	34	Carlin Motorsport	GBR	Matheus Iorio	BRA			Dallara F312	Carlin Motorsport	14	10	1:55.607	2.048	0.421	144.9
5	77	RP Motorsport	ITA	Guilherme Samaia	BRA			Dallara F312	RP Motorsport	17	14	1:57.120	3.561	1.513	143.0
6	6	RP Motorsport	ITA	Alessandro Bracalente	ITA			Dallara F312	RP Motorsport	17	13	1:57.311	3.752	0.191	142.8
Rookie															
1	10	RACE	ESP	Bent Viscaal	NLD	R	1	Dallara F312	Teo Martin Motorsport	15	11	1:54.648			146.1
2	8	Drivex School	ESP	Lukas Dunner	AUT	R	2	Dallara F312	Drivex School	15	11	1:55.398	0.750	0.750	145.2
3	5	Carlin Motorsport	GBR	Dev Gore	USA	R	3	Dallara F312	Carlin Motorsport	16	14	1:56.024	1.376	0.626	144.4
4	58	Drivex School	ESP	Javier Gonzalez	MEX	R	4	Dallara F312	Drivex School	12	10	1:56.550	1.902	0.526	143.7
5	3	RP Motorsport	ITA	Kaylen Frederick	USA	R	5	Dallara F312	RP Motorsport	16	15	1:56.854	2.206	0.304	143.4
6	1	RP Motorsport	ITA	David Schumacher	DEU	R	6	Dallara F312	RP Motorsport	16	11	1:57.173	2.525	0.319	143.0
7	22	Drivex School	ESP	Patrick Schott	CHE	R	7	Dallara F312	Drivex School	11	6	1:57.990	3.342	0.817	142.0
8	51	RACE	ESP	Aldo Festante	ITA	R	8	Dallara F312	Teo Martin Motorsport	15	14	1:58.144	3.496	0.154	141.8
9	11	Campos Racing	ESP	Brad Benavides	USA	R	9	Dallara F312	Campos Racing	7	7	1:59.977	5.329	1.833	139.6

Published at:.....

Track Temp: 18.2 °C Air Temp: 19.9 °C Humidity: 82 % Track Status: WET

Stewards:	Race Director:	Timekeeper: 
-----------	----------------	---





Circuit de Barcelona
Euroformula Open
Private test - 2
Lap Analysis



1 David Schumacher R Dallara F312 **4** Felipe Drugovich Dallara F312
 RP Motorsport RP Motorsport

Lap	D	Time	Sector 1	Sector 2	Sector 3	T. Spd	Elapsed	Lap	D	Time	Sector 1	Sector 2	Sector 3	T. Spd	Elapsed
1		14:12:26.498	14:10:56.646	49.734	40.118	160.4	14:12:26.498	1		14:12:45.541	14:11:09.851	52.862	42.828	124.1	14:12:45.541
2		2:15.744	41.869	52.857	41.018	88.0	14:14:42.242	2		2:15.491	42.157	50.813	42.521	156.2	14:15:01.032
3		2:22.614	P 40.925	50.353	51.336	198.8	14:17:04.856	3		2:20.586	P 37.853	49.388	53.345	221.3	14:17:21.618
4		9:19.686	7:50.459	48.160	41.067	172.8	14:26:24.542	4		9:00.295	7:34.641	45.896	39.758	171.1	14:26:21.913
5		2:06.687	P 34.057	45.903	46.727	226.8	14:28:31.229	5		1:57.966	33.383	45.152	39.431	228.8	14:28:19.879
6		7:19.748	5:53.576	46.165	40.007	152.3	14:35:50.977	6		2:03.053	33.262	50.341	39.450	228.3	14:30:22.932
7		1:58.906	33.538	45.670	39.698	225.4	14:37:49.883	7		1:56.274	32.916	44.326	39.032	229.2	14:32:19.206
8		1:58.179	33.384	45.106	39.689	227.3	14:39:48.062	8		2:02.229	P 33.201	44.960	44.068	228.8	14:34:21.435
9		1:57.240	32.957	45.121	39.162	227.8	14:41:45.302	9		7:40.396	6:16.730	44.750	38.916	155.1	14:42:01.831
10		1:57.229	33.115	44.944	39.170	228.8	14:43:42.531	10		1:57.646	32.684	44.333	40.629	226.8	14:43:59.477
11		1:57.173	33.249	44.797	39.127	228.3	14:45:39.704	11		1:56.256	32.823	44.069	39.364	227.8	14:45:55.733
12		1:57.509	33.323	44.998	39.188	227.8	14:47:37.213	12		1:55.186	32.720	43.941	38.525	228.8	14:47:50.919
13		1:57.190	33.252	44.651	39.287	228.8	14:49:34.403	13		1:56.891	32.716	44.234	39.941	230.2	14:49:47.810
14		2:10.495	P 33.203	44.942	52.350	228.3	14:51:44.898	14		1:55.333	32.461	43.996	38.876	229.2	14:51:43.143
15		4:07.881	2:44.073	44.894	38.914	177.3	14:55:52.779	15		1:56.512	33.119	44.484	38.909	230.7	14:53:39.655
16		2:01.529	P 32.886	44.825	43.818	229.7	14:57:54.308	16		1:55.705	32.749	44.156	38.800	231.7	14:55:35.360

3 Kaylen Frederick R Dallara F312 **5** Dev Gore R Dallara F312
 RP Motorsport Carlin Motorsport

Lap	D	Time	Sector 1	Sector 2	Sector 3	T. Spd	Elapsed	Lap	D	Time	Sector 1	Sector 2	Sector 3	T. Spd	Elapsed
1		14:12:26.018	14:10:55.121	48.620	42.277	144.3	14:12:26.018	1		14:13:04.549	14:11:37.938	46.084	40.527	161.9	14:13:04.549
2		2:06.411	38.395	47.304	40.712	193.8	14:14:32.429	2		1:58.401	33.495	45.242	39.664	226.8	14:15:02.950
3		2:23.182	P 36.906	54.691	51.585	181.5	14:16:55.611	3		2:10.081	P 34.637	46.361	49.083	230.2	14:17:13.031
4		9:23.254	7:57.087	46.418	39.749	168.7	14:26:18.865	4		9:20.414	7:55.898	45.563	38.953	175.8	14:26:33.445
5		2:10.731	P 34.804	48.717	47.210	200.3	14:28:29.596	5		1:57.686	33.215	44.693	39.778	228.3	14:28:31.131
6		6:16.539	4:51.108	45.534	39.897	169.2	14:34:46.135	6		1:56.268	32.753	44.390	39.125	228.8	14:30:27.399
7		1:59.428	33.466	45.451	40.511	227.8	14:36:45.563	7		1:59.489	35.346	44.971	39.172	228.8	14:32:26.888
8		1:59.001	33.565	45.611	39.825	227.3	14:38:44.564	8		1:56.660	32.917	44.690	39.053	229.2	14:34:23.548
9		1:58.718	33.408	45.571	39.739	226.4	14:40:43.282	9		2:32.782	33.944	46.569	1:12.269	228.8	14:36:56.330
10		1:57.702	33.095	45.000	39.607	226.8	14:42:40.984	10		1:56.080	32.701	44.825	38.554	229.7	14:38:52.410
11		1:57.883	33.588	44.858	39.437	227.3	14:46:36.961	11		1:56.939	33.139	44.641	39.159	228.8	14:40:49.349
12		2:05.750	P 33.724	45.031	46.995	227.8	14:48:42.711	12		2:06.566	P 33.037	45.476	48.053	229.7	14:42:55.915
13		4:54.978	3:30.864	45.045	39.069	175.6	14:53:37.689	13		7:30.701	6:06.474	45.246	38.981	179.7	14:50:26.616
14		1:56.854	32.936	44.470	39.448	227.8	14:55:34.543	14		1:56.024	32.863	44.263	38.898	228.3	14:52:22.640
15		2:12.091	P 33.805	49.501	48.785	230.2	14:57:46.634	15		1:56.807	33.145	44.809	38.853	231.7	14:54:19.447
16								16		2:04.586	P 32.527	44.326	47.733	232.2	14:56:24.033





Circuit de Barcelona
Euroformula Open
Private test - 2
Lap Analysis



6

Alessandro Bracalente

Dallara F312

11

Brad Benavides

R

Dallara F312

RP Motorsport

Campos Racing

Lap	D	Time	Sector 1	Sector 2	Sector 3	T. Spd	Elapsed	Lap	D	Time	Sector 1	Sector 2	Sector 3	T. Spd	Elapsed
1		14:13:04.224	14:11:13.357	1:02.158	48.709	106.4	14:13:04.224	1		14:12:55.586	14:11:16.684	55.420	43.482	144.0	14:12:55.586
2		2:26.912	46.294	55.028	45.590	162.1	14:15:31.136	2		11:07.373 P	37.265	48.965	9:41.143	221.7	14:24:02.959
3		2:27.475 P	43.231	52.905	51.339	203.0	14:17:58.611	3		22:16.343	20:44.750	49.914	41.679	133.6	14:46:19.302
4		9:03.162	7:23.135	55.841	44.186	164.3	14:27:01.773	4		2:04.886	35.475	48.080	41.331	220.8	14:48:24.188
5		2:12.749	40.418	50.346	41.985	196.3	14:29:14.522	5		2:03.330	34.431	46.935	41.964	224.5	14:50:27.518
6		2:06.485	36.043	49.766	40.676	198.5	14:31:21.007	6		2:03.318	34.362	48.527	40.429	227.8	14:52:30.836
7		2:01.990	34.453	47.451	40.086	223.6	14:33:22.997	7		1:59.977	33.864	46.121	39.992	228.3	14:54:30.813
8		2:00.929	34.497	46.662	39.770	225.4	14:35:23.926	8		33.533				225.9	
9		2:00.049	34.109	46.415	39.525	224.0	14:37:23.975	18 Marcos Siebert Dallara F312							
10		1:59.958	34.128	46.187	39.643	224.5	14:39:23.933	Campos Racing							
11		2:05.433 P	33.721	46.388	45.324	225.0	14:41:29.366	Lap D	Time	Sector 1	Sector 2	Sector 3	T. Spd	Elapsed	
12		5:47.364	4:21.926	46.008	39.430	179.4	14:47:16.730	1		14:12:20.960	14:10:53.750	47.387	39.823	143.0	14:12:20.960
13		1:57.311	33.185	44.998	39.128	225.9	14:49:14.041	2		2:30.384 P	33.968	1:09.166	47.250	223.1	14:14:51.344
14		1:57.712	33.451	45.085	39.176	225.4	14:51:11.753	3		12:12.850	10:46.374	46.834	39.642	151.0	14:27:04.194
15		1:58.025	33.532	45.039	39.454	225.0	14:53:09.778	4		2:00.096	33.900	45.717	40.479	226.8	14:29:04.290
16		1:57.655	33.132	45.232	39.291	228.8	14:55:07.433	5		1:57.229	33.075	45.288	38.866	228.8	14:31:01.519
17		2:10.786 P	33.157	47.763	49.866	230.2	14:57:18.219	6		1:56.754	33.088	45.017	38.649	227.3	14:32:58.273

8

Lukas Dunner

R

Dallara F312

Drivex School

Lap	D	Time	Sector 1	Sector 2	Sector 3	T. Spd	Elapsed	Lap	D	Time	Sector 1	Sector 2	Sector 3	T. Spd	Elapsed
1		14:14:47.391	14:13:08.762	52.839	45.790	194.9	14:14:47.391	7		2:01.965	32.919	47.390	41.656	225.9	14:35:00.238
2		2:10.174 P	34.768	46.976	48.430	209.3	14:16:57.565	8		2:00.983	35.755	44.651	40.577	225.9	14:37:01.221
3		9:30.004	8:02.253	47.628	40.123	170.3	14:26:27.569	9		2:02.554 P	32.744	44.013	45.797	227.3	14:39:03.775
4		1:59.253	34.086	45.765	39.402	207.2	14:28:26.822	10		8:06.208	6:41.346	46.326	38.536	151.6	14:47:09.983
5		2:07.069	33.544	50.392	43.133	214.2	14:30:33.891	11		1:54.550	32.230	43.986	38.334	227.8	14:49:04.533
6		1:57.307	32.936	45.107	39.264	225.9	14:32:31.198	12		1:53.781	32.264	43.620	37.897	227.3	14:50:58.314
7		1:56.628	32.828	44.669	39.131	227.3	14:34:27.826	13		2:05.005	35.843	49.615	39.547	227.3	14:53:03.319
8		2:03.652 P	33.160	45.078	45.414	227.8	14:36:31.478	14		1:53.559	32.071	43.371	38.117	228.3	14:54:56.878
9		3:38.945	2:15.031	44.922	38.992	181.2	14:40:10.423	15		2:12.678 P	37.428	50.311	44.939	225.9	14:57:09.556
10		1:55.832		2:41.047	38.699	226.4	14:42:06.255	22 Patrick Schott R Dallara F312							
11		1:55.398	32.505	44.356	38.537	229.2	14:44:01.653	Drivex School							
12		1:55.496	32.556	44.117	38.823	228.8	14:45:57.149	Lap D	Time	Sector 1	Sector 2	Sector 3	T. Spd	Elapsed	
13		1:59.680 P			2:38.503	228.8	14:47:56.829	1		14:27:58.038	14:26:27.382	49.866	40.790	141.9	14:27:58.038
14		7:43.888	6:16.839	47.742	2:45.916	152.5	14:55:40.717	2		2:00.600	34.515	46.193	39.892	225.0	14:29:58.638
15		2:09.366 P	32.495	49.098	47.773	228.3	14:57:50.083	3		1:58.992	33.694	45.620	39.678	225.0	14:31:57.630

10

Bent Viscaal

R

Dallara F312

Teo Martin Motorsport

Lap	D	Time	Sector 1	Sector 2	Sector 3	T. Spd	Elapsed	Lap	D	Time	Sector 1	Sector 2	Sector 3	T. Spd	Elapsed
1		14:12:58.127	14:11:32.970	45.653	39.504	140.2	14:12:58.127	4		1:58.937	33.540	45.797	39.600	225.4	14:33:56.567
2		1:57.537	33.633	44.894	39.010	229.7	14:14:55.664	5		1:58.215	33.661	45.403	39.151	225.0	14:35:54.782
3		2:11.680 P	33.412	46.262	52.006	230.7	14:17:07.344	6		1:57.990	33.244	45.640	39.106	227.3	14:37:52.772
4		10:16.847	8:53.950	44.481	38.416	178.5	14:27:24.191	7		2:12.180 P	33.222	50.084	48.874	226.8	14:40:04.952
5		1:55.957	33.084	44.423	38.450	228.3	14:29:20.148	8		10:14.406	8:47.894	46.286	40.226	178.8	14:50:19.358
6		1:56.565	33.136	44.837	38.592	229.7	14:31:16.713	9		2:00.411	33.902	44.957	41.552	225.0	14:52:19.769
7		1:56.551	33.182	44.678	38.691	229.7	14:33:13.264	10		2:07.394	35.363	49.869	42.162	224.0	14:54:27.163
8		2:02.267 P	32.849	44.960	44.458	229.2	14:35:15.531	11		2:07.006 P	32.979	45.434	48.593	225.9	14:56:34.169
9		4:23.865	3:01.355	44.033	38.477	180.9	14:39:39.396								
10		1:56.132	32.591	44.482	39.059	228.8	14:41:35.528								
11		1:54.648	32.730	44.101	37.817	229.7	14:43:30.176								
12		1:59.809 P	32.772	44.110	42.927	229.2	14:45:29.985								
13		7:37.300	6:12.421	45.769	39.110	169.2	14:53:07.285								
14		1:55.197	32.878	44.047	38.272	227.3	14:55:02.482								
15		2:00.184 P	32.707	44.344	43.133	228.8	14:57:02.666								





Circuito de Barcelona
Euroformula Open
Private test - 2
Lap Analysis



28

Cameron Das

Dallara F312

58

Javier Gonzalez

R

Dallara F312

Carlin Motorsport

Drivex School

Lap	D	Time	Sector 1	Sector 2	Sector 3	T. Spd	Elapsed	Lap	D	Time	Sector 1	Sector 2	Sector 3	T. Spd	Elapsed	
1		14:13:01.830	14:11:34.879	46.197	40.754	146.5	14:13:01.830	1		14:26:58.100	14:25:26.419	50.583	41.098	165.1	14:26:58.100	
2		1:57.969	33.477	45.244	39.248	227.8	14:14:59.799	2		2:04.036	35.184	47.772	41.080	221.3	14:29:02.136	
3		2:08.616	P	33.055	45.675	49.886	229.2	14:17:08.415	3		2:06.353	36.667	46.646	43.040	206.5	14:31:08.489
4		9:28.182	8:03.672	45.592	38.918	177.6	14:26:36.597	4		2:12.073	35.868	47.101	49.104	194.2	14:33:20.562	
5		1:55.956	32.700	44.362	38.894	228.3	14:28:32.553	5		1:58.278	33.728	45.084	39.466	227.3	14:35:18.840	
6		1:55.577	32.874	44.160	38.543	229.7	14:30:28.130	6		1:57.592	33.291	44.922	39.379	226.4	14:37:16.432	
7		1:54.518	32.614	43.664	38.240	231.7	14:32:22.648	7		1:57.090	33.103	44.966	39.021	227.8	14:39:13.522	
8		1:55.154	32.703	43.845	38.606	228.8	14:34:17.802	8		2:29.355	P	32.991	1:05.329	51.035	227.8	14:41:42.877
9		1:55.089	32.457	43.977	38.655	227.3	14:36:12.891	9		8:33.520	7:08.325	45.909	39.286	174.1	14:50:16.397	
10		1:55.060	32.962	43.794	38.304	227.3	14:38:07.951	10		1:56.550	32.957	44.744	38.849	226.8	14:52:12.947	
11		1:54.234	32.226	43.777	38.231	229.7	14:40:02.185	11		2:05.020	41.358	44.780	38.882	229.2	14:54:17.967	
12		1:54.246	32.338	43.711	38.197	228.8	14:41:56.431	12		2:01.323	P	32.627	44.298	44.398	230.2	14:56:19.290
13		2:00.257	P	32.471	43.494	44.292	228.8	14:43:56.688	77 Guilherme Samaia Dallara F312							
14		8:23.116	7:01.284	43.615	38.217	173.3	14:52:19.804	RP Motorsport								
15		1:54.521	32.711	43.672	38.138	228.8	14:54:14.325	Lap D	Time	Sector 1	Sector 2	Sector 3	T. Spd	Elapsed		
16		1:54.124	32.291	43.662	38.171	229.2	14:56:08.449	1	14:13:06.319	14:11:15.892	1:01.005	49.422	160.4	14:13:06.319		
17		2:04.020	P	33.225	46.103	44.692	230.2	14:58:12.469	2	2:17.632	45.383	49.998	42.251	146.1	14:15:23.951	
									3	2:18.972	P	38.368	47.332	53.272	190.4	14:17:42.923
									4	8:57.921	7:28.525	48.595	40.801	173.6	14:26:40.844	
									5	2:00.280	33.931	46.306	40.043	226.8	14:28:41.124	
									6	1:59.664	33.555	45.841	40.268	227.3	14:30:40.788	
									7	2:00.045	33.813	45.794	40.438	227.8	14:32:40.833	
									8	1:58.619	33.316	45.179	40.124	228.8	14:34:39.452	
									9	1:59.578	33.420	45.599	40.559	228.3	14:36:39.030	
									10	2:01.450	33.626	45.445	42.379	228.8	14:38:40.480	
									11	2:10.738	P	33.281	45.271	52.186	226.4	14:40:51.218
									12	7:23.583	5:57.599	45.871	40.113	170.8	14:48:14.801	
									13	1:57.331	33.075	44.855	39.401	228.3	14:50:12.132	
									14	1:57.120	33.127	44.619	39.374	228.8	14:52:09.252	
									15	2:01.328	33.300	47.925	40.103	229.7	14:54:10.580	
									16	2:02.014	33.108	44.594	44.312	229.7	14:56:12.594	
									17	2:11.389	P	34.385	47.404	49.600	206.8	14:58:23.983

34

Matheus Iorio

Dallara F312

Carlin Motorsport

Lap	D	Time	Sector 1	Sector 2	Sector 3	T. Spd	Elapsed	
1		14:12:51.371	14:11:21.706	49.104	40.561	148.5	14:12:51.371	
2		1:59.589	34.288	45.568	39.733	224.0	14:14:50.960	
3		2:11.386	P	33.848	47.284	50.254	227.3	14:17:02.346
4		9:21.155	7:55.716	45.470	39.969	172.5	14:26:23.501	
5		1:57.884	33.394	44.889	39.601	228.8	14:28:21.385	
6		1:56.926	33.380	44.567	38.979	228.3	14:30:18.311	
7		1:56.353	33.010	44.384	38.959	226.4	14:32:14.664	
8		1:56.486	33.292	44.025	39.169	225.9	14:34:11.150	
9		1:56.069	33.202	44.055	38.812	225.4	14:36:07.219	
10		1:55.607	32.824	43.940	38.843	226.8	14:38:02.826	
11		2:10.443	P	34.995	46.816	48.632	226.4	14:40:13.269
12		12:13.779	10:50.486	44.762	38.531	124.7	14:52:27.048	
13		1:56.668	34.047	43.892	38.729	228.3	14:54:23.716	
14		2:08.518	P	32.583	44.042	51.893	227.8	14:56:32.234

51

Aldo Festante

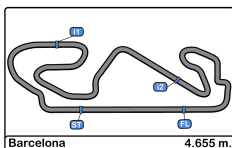
R

Dallara F312

Teo Martin Motorsport

Lap	D	Time	Sector 1	Sector 2	Sector 3	T. Spd	Elapsed	
1		14:13:11.709	14:11:41.691	48.938	41.080	166.1	14:13:11.709	
2		2:01.805	34.553	46.558	40.694	231.7	14:15:13.514	
3		2:10.659	P	33.612	46.070	50.977	233.7	14:17:24.173
4		10:11.428	8:44.946	46.577	39.905	167.7	14:27:35.601	
5		2:00.261	34.121	45.864	40.276	227.3	14:29:35.862	
6		1:59.883	33.525	46.138	40.220	228.3	14:31:35.745	
7		1:59.732	33.632	45.914	40.186	229.2	14:33:35.477	
8		1:59.876	33.778	45.934	40.164	229.2	14:35:35.353	
9		1:59.923	33.524	45.984	40.415	229.2	14:37:35.276	
10		1:59.706	33.598	45.983	40.125	230.2	14:39:34.982	
11		2:00.098	33.471	45.912	40.715	230.2	14:41:35.080	
12		2:10.172	P	34.087	46.866	49.219	228.3	14:43:45.252
13		9:23.351	7:54.719	47.935	40.697	159.5	14:53:08.603	
14		1:58.144	33.412	45.170	39.562	227.8	14:55:06.747	
15		2:08.501	P	32.864	47.216	48.421	228.8	14:57:15.248



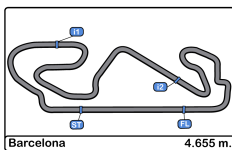


Circuito de Barcelona
Euroformula Open
Private test - 2
Best Sectors Results



Sector - 1				Sector - 2				Sector - 3				Ideal Lap vs Best Lap				
Clas	Nº	Driver	Time	Nº	Driver	Time	Nº	Driver	Time	Clas	Nº	Driver	Ideal Lap	Best Lap	Clas	
1	18	Marcos Siebert	32.071	18	Marcos Siebert	43.371	10	Bent Viscaal	37.817	1	18	Marcos Siebert	1:53.339	1:53.559	1	
2	28	Cameron Das	32.226	28	Cameron Das	43.494	18	Marcos Siebert	37.897	2	28	Cameron Das	1:53.858	1:54.124	2	
3	4	Felipe Drugovich	32.461	34	Matheus Iorio	43.892	28	Cameron Das	38.138	3	10	Bent Viscaal	1:54.441	1:54.648	3	
4	8	Lukas Dunner	32.495	4	Felipe Drugovich	43.941	4	Felipe Drugovich	38.525	4	4	Felipe Drugovich	1:54.927	1:55.186	4	
5	5	Dev Gore	32.527	10	Bent Viscaal	44.033	34	Matheus Iorio	38.531	5	34	Matheus Iorio	1:55.006	1:55.607	6	
6	34	Matheus Iorio	32.583	8	Lukas Dunner	44.117	8	Lukas Dunner	38.537	6	8	Lukas Dunner	1:55.149	1:55.398	5	
7	10	Bent Viscaal	32.591	5	Dev Gore	44.263	5	Dev Gore	38.554	7	5	Dev Gore	1:55.344	1:56.024	7	
8	58	Javier Gonzalez	32.627	58	Javier Gonzalez	44.298	58	Javier Gonzalez	38.849	8	58	Javier Gonzalez	1:55.774	1:56.550	8	
9	51	Aldo Festante	32.864	3	Kaylen Frederick	44.470	1	David Schumacher	38.914	9	1	David Schumacher	1:56.451	1:57.173	11	
10	1	David Schumacher	32.886	77	Guilherme Samaia	44.594	3	Kaylen Frederick	39.069	10	3	Kaylen Frederick	1:56.475	1:56.854	9	
11	3	Kaylen Frederick	32.936	1	David Schumacher	44.651	22	Patrick Schott	39.106	11	22	Patrick Schott	1:57.042	1:57.990	13	
12	22	Patrick Schott	32.979	22	Patrick Schott	44.957	6	Alessandro Bracalente	39.128	12	77	Guilherme Samaia	1:57.043	1:57.120	10	
13	77	Guilherme Samaia	33.075	6	Alessandro Bracalente	44.998	77	Guilherme Samaia	39.374	13	6	Alessandro Bracalente	1:57.258	1:57.311	12	
14	6	Alessandro Bracalente	33.132	51	Aldo Festante	45.170	51	Aldo Festante	39.562	14	51	Aldo Festante	1:57.596	1:58.144	14	
15	11	Brad Benavides	33.533	11	Brad Benavides	46.121	11	Brad Benavides	39.992	15	11	Brad Benavides	1:59.646	1:59.977	15	



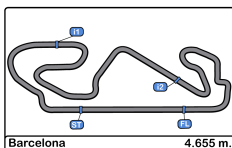


Circuito de Barcelona
Euroformula Open
Private test - 2
Best 5 Lap Times



Cls	Nº	Entrant	Nat	Driver	Nat	Cat	Cls	Chassis	Team	Best 1		Best 2		Best 3		Best 4		Best 5	
										Time	Lap	Time	Lap	Time	Lap	Time	Lap	Time	Lap
1	18	Campos Racing	ESP	Marcos Siebert	ARG			Dallara F312	Campos Racing	1:53.559	14	1:53.781	12	1:54.550	11	1:56.754	6	1:57.229	5
2	28	Carlin Motorsport	GBR	Cameron Das	USA			Dallara F312	Carlin Motorsport	1:54.124	16	1:54.234	11	1:54.246	12	1:54.518	7	1:54.521	15
3	10	RACE	ESP	Bent Viscaal	NLD	R	1	Dallara F312	Teo Martin Motorsport	1:54.648	11	1:55.197	14	1:55.957	5	1:56.132	10	1:56.551	7
4	4	RP Motorsport	ITA	Felipe Drugovich	BRA			Dallara F312	RP Motorsport	1:55.186	12	1:55.333	14	1:55.705	16	1:56.256	11	1:56.274	7
5	8	Drivex School	ESP	Lukas Dunner	AUT	R	2	Dallara F312	Drivex School	1:55.398	11	1:55.496	12	1:55.832	10	1:56.628	7	1:57.307	6
6	34	Carlin Motorsport	GBR	Matheus Iorio	BRA			Dallara F312	Carlin Motorsport	1:55.607	10	1:56.069	9	1:56.353	7	1:56.486	8	1:56.668	13
7	5	Carlin Motorsport	GBR	Dev Gore	USA	R	3	Dallara F312	Carlin Motorsport	1:56.024	14	1:56.080	10	1:56.268	6	1:56.660	8	1:56.807	15
8	58	Drivex School	ESP	Javier Gonzalez	MEX	R	4	Dallara F312	Drivex School	1:56.550	10	1:57.090	7	1:57.592	6	1:58.278	5	2:01.323	12
9	3	RP Motorsport	ITA	Kaylen Frederick	USA	R	5	Dallara F312	RP Motorsport	1:56.854	15	1:57.702	10	1:57.883	12	1:58.094	11	1:58.718	9
10	77	RP Motorsport	ITA	Guilherme Samaia	BRA			Dallara F312	RP Motorsport	1:57.120	14	1:57.331	13	1:58.619	8	1:59.578	9	1:59.664	6
11	1	RP Motorsport	ITA	David Schumacher	DEU	R	6	Dallara F312	RP Motorsport	1:57.173	11	1:57.190	13	1:57.229	10	1:57.240	9	1:57.509	12
12	6	RP Motorsport	ITA	Alessandro Bracalente	ITA			Dallara F312	RP Motorsport	1:57.311	13	1:57.655	16	1:57.712	14	1:58.025	15	1:59.958	10
13	22	Drivex School	ESP	Patrick Schott	CHE	R	7	Dallara F312	Drivex School	1:57.990	6	1:58.215	5	1:58.937	4	1:58.992	3	2:00.411	9
14	51	RACE	ESP	Aldo Festante	ITA	R	8	Dallara F312	Teo Martin Motorsport	1:58.144	14	1:59.706	10	1:59.732	7	1:59.876	8	1:59.883	6
15	11	Campos Racing	ESP	Brad Benavides	USA	R	9	Dallara F312	Campos Racing	1:59.977	7	2:03.318	6	2:03.330	5	2:04.886	4	11:07.37	2



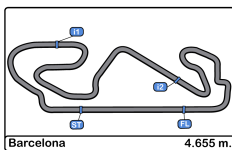


Circuito de Barcelona
Euroformula Open
Private test - 2
Best 5 Top Speeds



Cls	Nº	Entrant	Nat	Driver	Nat	Cat	Cls	Chassis	Team	Top 1		Top 2		Top 3		Top 4		Top 5		Avg
										Km/h	Lap	Km/h	Lap	Km/h	Lap	Km/h	Lap	Km/h	Lap	
1	4	RP Motorsport	ITA	Felipe Drugovich	BRA			Dallara F312	RP Motorsport	233.7	17	231.7	16	230.7	15	230.2	13	229.2	7	231.1
2	51	RACE	ESP	Aldo Festante	ITA	R	1	Dallara F312	Teo Martin Motorsport	233.7	3	231.7	2	230.2	10	230.2	11	229.2	7	231.0
3	5	Carlin Motorsport	GBR	Dev Gore	USA	R	2	Dallara F312	Carlin Motorsport	232.2	16	231.7	15	230.2	3	229.7	10	229.7	12	230.7
4	28	Carlin Motorsport	GBR	Cameron Das	USA			Dallara F312	Carlin Motorsport	231.7	7	230.2	17	229.7	6	229.7	11	229.2	3	230.1
5	10	RACE	ESP	Bent Viscaal	NLD	R	3	Dallara F312	Teo Martin Motorsport	230.7	3	229.7	2	229.7	6	229.7	7	229.7	11	229.9
6	3	RP Motorsport	ITA	Kaylen Frederick	USA	R	4	Dallara F312	RP Motorsport	230.2	16	227.8	7	227.8	13	227.8	15	227.3	8	228.2
7	6	RP Motorsport	ITA	Alessandro Bracalente	ITA			Dallara F312	RP Motorsport	230.2	17	228.8	16	225.9	13	225.4	8	225.4	14	227.1
8	58	Drivex School	ESP	Javier Gonzalez	MEX	R	5	Dallara F312	Drivex School	230.2	12	229.2	11	227.8	7	227.8	8	227.3	5	228.5
9	1	RP Motorsport	ITA	David Schumacher	DEU	R	6	Dallara F312	RP Motorsport	229.7	16	228.8	10	228.8	13	228.3	11	228.3	14	228.8
10	77	RP Motorsport	ITA	Guilherme Samaia	BRA			Dallara F312	RP Motorsport	229.7	15	229.7	16	228.8	8	228.8	10	228.8	14	229.2
11	8	Drivex School	ESP	Lukas Dunner	AUT	R	7	Dallara F312	Drivex School	229.2	11	228.8	12	228.8	13	228.3	15	227.8	8	228.6
12	18	Campos Racing	ESP	Marcos Siebert	ARG			Dallara F312	Campos Racing	228.8	5	228.3	14	227.8	11	227.3	6	227.3	9	227.9
13	34	Carlin Motorsport	GBR	Matheus Iorio	BRA			Dallara F312	Carlin Motorsport	228.8	5	228.3	6	228.3	13	227.8	14	227.3	3	228.1
14	11	Campos Racing	ESP	Brad Benavides	USA	R	8	Dallara F312	Campos Racing	228.3	7	227.8	6	225.9	8	224.5	5	221.7	2	225.6
15	22	Drivex School	ESP	Patrick Schott	CHE	R	9	Dallara F312	Drivex School	227.3	6	226.8	7	225.9	11	225.4	4	225.0	2	226.1



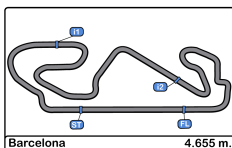


Circuit de Barcelona
Euroformula Open
Private test - 2
Fastest Laps Sequence



Lap	Time of Day	Session Time	Nº	Entrant	Nat	Driver	Nat	Cat	Chassis	Team	Time	Km/h
2	14:14:32.429	4:32.429	3	RP Motorsport	ITA	Kaylen Frederick	USA	R	Dallara F312	RP Motorsport	2:06.411	132.5
2	14:14:50.960	4:50.960	34	Carlin Motorsport	GBR	Matheus Iorio	BRA		Dallara F312	Carlin Motorsport	1:59.589	140.1
2	14:14:55.664	4:55.664	10	RACE	ESP	Bent Viscaal	NLD	R	Dallara F312	Teo Martin Motorsport	1:57.537	142.5
5	14:28:32.553	18:32.553	28	Carlin Motorsport	GBR	Cameron Das	USA		Dallara F312	Carlin Motorsport	1:55.956	144.5
6	14:30:28.130	20:28.130	28	Carlin Motorsport	GBR	Cameron Das	USA		Dallara F312	Carlin Motorsport	1:55.577	144.9
7	14:32:22.648	22:22.648	28	Carlin Motorsport	GBR	Cameron Das	USA		Dallara F312	Carlin Motorsport	1:54.518	146.3
11	14:40:02.185	30:02.185	28	Carlin Motorsport	GBR	Cameron Das	USA		Dallara F312	Carlin Motorsport	1:54.234	146.6
12	14:50:58.314	40:58.314	18	Campos Racing	ESP	Marcos Siebert	ARG		Dallara F312	Campos Racing	1:53.781	147.2
14	14:54:56.878	44:56.878	18	Campos Racing	ESP	Marcos Siebert	ARG		Dallara F312	Campos Racing	1:53.559	147.5



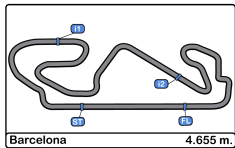


Circuito de Barcelona
Euroformula Open
Private test - 2
Event Best Maximum Speed



Nº	Entrant	Nat	Driver	Nat	Cat	Clas	Chassis	Team	Km/h	Session
4	RP Motorsport	ITA	Felipe Drugovich	BRA			Dallara F312	RP Motorsport	240.5	Private test - 1
77	RP Motorsport	ITA	Guilherme Samaia	BRA			Dallara F312	RP Motorsport	238.4	Private test - 1
10	RACE	ESP	Bent Viscaal	NLD	R	1	Dallara F312	Teo Martin Motorsport	238.4	Private test - 1
5	Carlin Motorsport	GBR	Dev Gore	USA	R	2	Dallara F312	Carlin Motorsport	238.4	Private test - 1
58	Drivex School	ESP	Javier Gonzalez	MEX	R	3	Dallara F312	Drivex School	238.4	Private test - 1
51	RACE	ESP	Aldo Festante	ITA	R	4	Dallara F312	Teo Martin Motorsport	237.8	Private test - 1
3	RP Motorsport	ITA	Kaylen Frederick	USA	R	5	Dallara F312	RP Motorsport	237.3	Private test - 1
1	RP Motorsport	ITA	David Schumacher	DEU	R	6	Dallara F312	RP Motorsport	237.3	Private test - 1
28	Carlin Motorsport	GBR	Cameron Das	USA			Dallara F312	Carlin Motorsport	236.8	Private test - 1
11	Campos Racing	ESP	Brad Benavides	USA	R	7	Dallara F312	Campos Racing	236.8	Private test - 1
8	Drivex School	ESP	Lukas Dunner	AUT	R	8	Dallara F312	Drivex School	236.8	Private test - 1
18	Campos Racing	ESP	Marcos Siebert	ARG			Dallara F312	Campos Racing	236.3	Private test - 1
34	Carlin Motorsport	GBR	Matheus Iorio	BRA			Dallara F312	Carlin Motorsport	235.8	Private test - 1
6	RP Motorsport	ITA	Alessandro Bracalente	ITA			Dallara F312	RP Motorsport	235.8	Private test - 1
22	Drivex School	ESP	Patrick Schott	CHE	R	9	Dallara F312	Drivex School	234.2	Private test - 1





Circuit de Barcelona
Euroformula Open
Private test - 2
Pit Stop Analysis



1 David Schumacher R RP Motorsport
 Dallara F312

Nr.	In Day Time	In Time	Out Time	Pit Time	T. Pit Time	Handicap	Penalty
1	14:17:04.856	14:17:04.856	14:24:20.209	7:15.353	7:15.353		
2	14:28:31.229	14:28:31.229	14:33:49.458	5:18.229	12:33.582		
3	14:51:44.898	14:51:44.898	14:53:55.302	2:10.404	14:43.986		

3 Kaylen Frederick R RP Motorsport
 Dallara F312

Nr.	In Day Time	In Time	Out Time	Pit Time	T. Pit Time	Handicap	Penalty
1	14:16:55.611	14:16:55.611	14:24:17.981	7:22.370	7:22.370		
2	14:28:29.596	14:28:29.596	14:32:47.012	4:17.416	11:39.786		
3	14:48:42.711	14:48:42.711	14:51:39.916	2:57.205	14:36.991		

4 Felipe Drugovich R RP Motorsport
 Dallara F312

Nr.	In Day Time	In Time	Out Time	Pit Time	T. Pit Time	Handicap	Penalty
1	14:17:21.618	14:17:21.618	14:24:21.886	7:00.268	7:00.268		
2	14:34:21.435	14:34:21.435	14:40:03.573	5:42.138	12:42.406		

5 Dev Gore R Carlin Motorsport
 Dallara F312

Nr.	In Day Time	In Time	Out Time	Pit Time	T. Pit Time	Handicap	Penalty
1	14:17:13.031	14:17:13.031	14:24:27.386	7:14.355	7:14.355		
2	14:42:55.915	14:42:55.915	14:48:28.897	5:32.982	12:47.337		

6 Alessandro Bracalente R RP Motorsport
 Dallara F312

Nr.	In Day Time	In Time	Out Time	Pit Time	T. Pit Time	Handicap	Penalty
1	14:17:58.611	14:17:58.611	14:24:42.095	6:43.484	6:43.484		
2	14:41:29.366	14:41:29.366	14:45:17.804	3:48.438	10:31.922		

8 Lukas Dunner R Drivex School
 Dallara F312

Nr.	In Day Time	In Time	Out Time	Pit Time	T. Pit Time	Handicap	Penalty
1	14:16:57.565	14:16:57.565	14:24:25.423	7:27.858	7:27.858		
2	14:36:31.478	14:36:31.478	14:38:14.200	1:42.722	9:10.580		
3	14:47:56.829	14:47:56.829	14:51:20.991	3:24.162	12:34.742		

10 Bent Viscaal R Teo Martin Motorsport
 Dallara F312

Nr.	In Day Time	In Time	Out Time	Pit Time	T. Pit Time	Handicap	Penalty
1	14:17:07.344	14:17:07.344	14:25:27.074	8:19.730	8:19.730		
2	14:35:15.531	14:35:15.531	14:37:44.188	2:28.657	10:48.387		
3	14:45:29.985	14:45:29.985	14:51:04.238	5:34.253	16:22.640		

11 Brad Benavides R Campos Racing
 Dallara F312

Nr.	In Day Time	In Time	Out Time	Pit Time	T. Pit Time	Handicap	Penalty
1	14:24:02.959	14:24:02.959	14:44:08.472	20:05.51	20:05.513		

18 Marcos Siebert Campos Racing
 Dallara F312

Nr.	In Day Time	In Time	Out Time	Pit Time	T. Pit Time	Handicap	Penalty
1	14:14:51.344	14:14:51.344	14:25:02.463	10:11.11	10:11.119		
2	14:39:03.775	14:39:03.775	14:45:09.792	6:06.017	16:17.136		

22 Patrick Schott R Drivex School
 Dallara F312

Nr.	In Day Time	In Time	Out Time	Pit Time	T. Pit Time	Handicap	Penalty
1	14:40:04.952	14:40:04.952	14:48:15.536	8:10.584	8:10.584		

28 Cameron Das Carlin Motorsport
 Dallara F312

Nr.	In Day Time	In Time	Out Time	Pit Time	T. Pit Time	Handicap	Penalty
1	14:17:08.415	14:17:08.415	14:24:36.534	7:28.119	7:28.119		
2	14:43:56.688	14:43:56.688	14:50:21.970	6:25.282	13:53.401		

34 Matheus Iorio Carlin Motorsport
 Dallara F312

Nr.	In Day Time	In Time	Out Time	Pit Time	T. Pit Time	Handicap	Penalty
1	14:17:02.346	14:17:02.346	14:24:24.194	7:21.848	7:21.848		
2	14:40:13.269	14:40:13.269	14:50:23.709	10:10.44	17:32.288		0

51 Aldo Festante R Teo Martin Motorsport
 Dallara F312

Nr.	In Day Time	In Time	Out Time	Pit Time	T. Pit Time	Handicap	Penalty
1	14:17:24.173	14:17:24.173	14:25:34.302	8:10.129	8:10.129		
2	14:43:45.252	14:43:45.252	14:50:56.863	7:11.611	15:21.740		

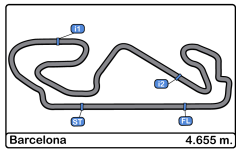
58 Javier Gonzalez R Drivex School
 Dallara F312

Nr.	In Day Time	In Time	Out Time	Pit Time	T. Pit Time	Handicap	Penalty
1	14:41:42.877	14:41:42.877	14:48:17.918	6:35.041	6:35.041		

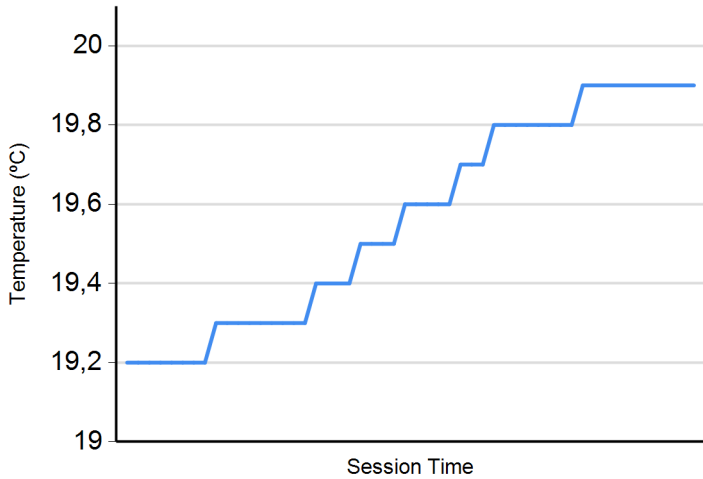
77 Guilherme Samaia RP Motorsport
 Dallara F312

Nr.	In Day Time	In Time	Out Time	Pit Time	T. Pit Time	Handicap	Penalty
1	14:17:42.923	14:17:42.923	14:24:36.838	6:53.915	6:53.915		
2	14:40:51.218	14:40:51.218	14:46:14.093	5:22.875	12:16.790		

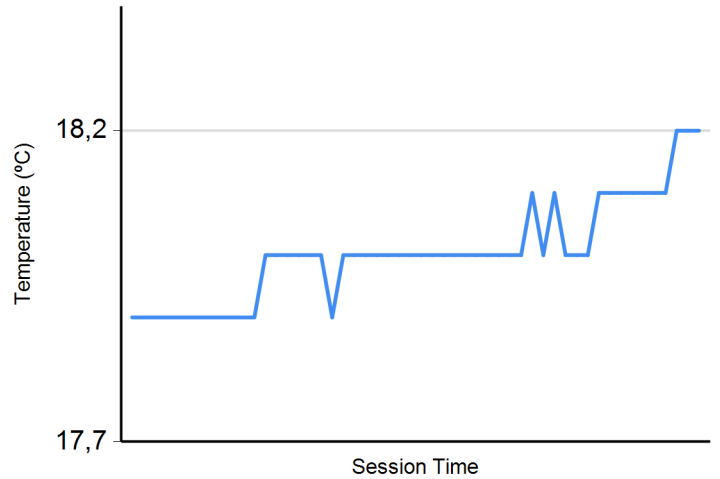




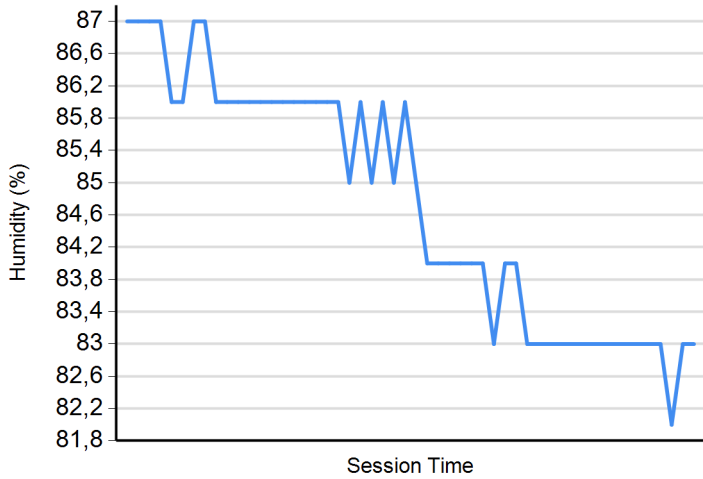
Air Temperature



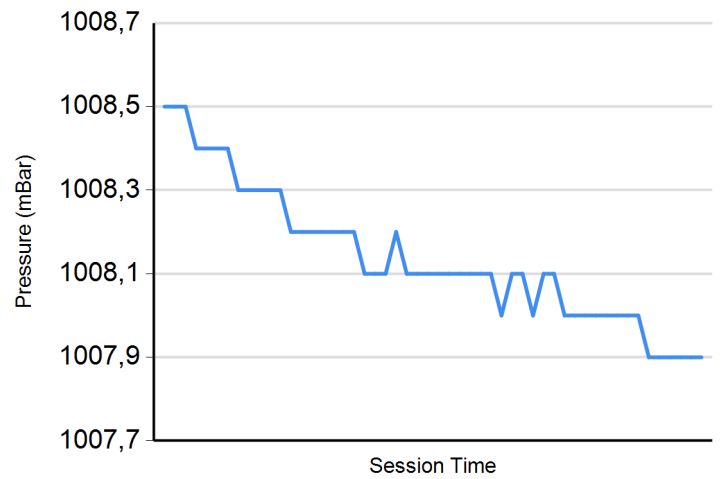
Track Temperature



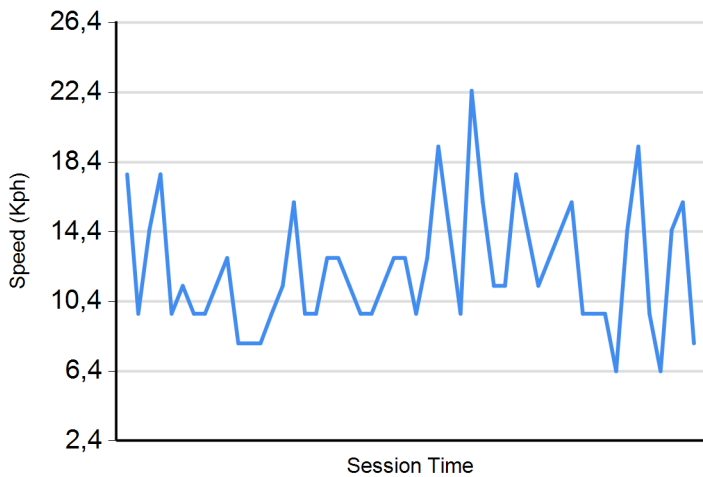
Humidity



Pressure



Wind Speed



Wind direction

North = 0°/360° Est = 90° South = 180° West = 270°

