

Circuito de Barcelona  
Euroformula Open  
Private test - 1  
Provisional Results



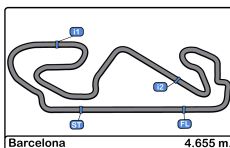
Clas	Nº	Entrant	Nat	Driver	Nat	Cat	Clas	Chassis	Team	Laps	Best	Time	Gap	Interval	Km/h
1	10	RACE	ESP	Bent Viscaal	NLD	R	1	Dallara F312	Teo Martin Motorsport	43	25	1:38.402			170.3
2	4	RP Motorsport	ITA	Felipe Drugovich	BRA			Dallara F312	RP Motorsport	26	24	1:39.033	0.631	0.631	169.2
3	18	Campos Racing	ESP	Marcos Siebert	ARG			Dallara F312	Campos Racing	35	27	1:39.045	0.643	0.012	169.1
4	28	Carlin Motorsport	GBR	Cameron Das	USA			Dallara F312	Carlin Motorsport	44	36	1:39.136	0.734	0.091	169.0
5	8	Drivex School	ESP	Lukas Dunner	AUT	R	2	Dallara F312	Drivex School	40	26	1:39.375	0.973	0.239	168.6
6	58	Drivex School	ESP	Javier Gonzalez	MEX	R	3	Dallara F312	Drivex School	33	24	1:39.396	0.994	0.021	168.5
7	1	RP Motorsport	ITA	David Schumacher	DEU	R	4	Dallara F312	RP Motorsport	40	25	1:39.511	1.109	0.115	168.4
8	22	Drivex School	ESP	Patrick Schott	CHE	R	5	Dallara F312	Drivex School	31	26	1:39.763	1.361	0.252	167.9
9	77	RP Motorsport	ITA	Guilherme Samaia	BRA			Dallara F312	RP Motorsport	29	24	1:39.979	1.577	0.216	167.6
10	34	Carlin Motorsport	GBR	Matheus Iorio	BRA			Dallara F312	Carlin Motorsport	21	7	1:40.334	1.932	0.355	167.0
11	5	Carlin Motorsport	GBR	Dev Gore	USA	R	6	Dallara F312	Carlin Motorsport	43	40	1:40.400	1.998	0.066	166.9
12	3	RP Motorsport	ITA	Kaylen Frederick	USA	R	7	Dallara F312	RP Motorsport	39	25	1:40.456	2.054	0.056	166.8
13	11	Campos Racing	ESP	Brad Benavides	USA	R	8	Dallara F312	Campos Racing	39	38	1:40.840	2.438	0.384	166.1
14	51	RACE	ESP	Aldo Festante	ITA	R	9	Dallara F312	Teo Martin Motorsport	17	16	1:41.166	2.764	0.326	165.6
15	6	RP Motorsport	ITA	Alessandro Bracalente	ITA			Dallara F312	RP Motorsport	35	22	1:41.691	3.289	0.525	164.7

Published at:.....

Track Temp: 18.4 °C    Air Temp: 19.0 °C    Humidity: 85 %    Track Status: DRY

Stewards:	Race Director:	Timekeeper: 
-----------	----------------	---





Circuito de Barcelona  
Euroformula Open  
Private test - 1  
Provisional Results by Class



Clas	Nº	Entrant	Nat	Driver	Nat	Cat	Clas	Chassis	Team	Laps	Best	Time	Gap	Interval	Km/h
1	4	RP Motorsport	ITA	Felipe Drugovich	BRA			Dallara F312	RP Motorsport	26	24	1:39.033			169.2
2	18	Campos Racing	ESP	Marcos Siebert	ARG			Dallara F312	Campos Racing	35	27	1:39.045	0.012	0.012	169.1
3	28	Carlin Motorsport	GBR	Cameron Das	USA			Dallara F312	Carlin Motorsport	44	36	1:39.136	0.103	0.091	169.0
4	77	RP Motorsport	ITA	Guilherme Samaia	BRA			Dallara F312	RP Motorsport	29	24	1:39.979	0.946	0.843	167.6
5	34	Carlin Motorsport	GBR	Matheus Iorio	BRA			Dallara F312	Carlin Motorsport	21	7	1:40.334	1.301	0.355	167.0
6	6	RP Motorsport	ITA	Alessandro Bracalente	ITA			Dallara F312	RP Motorsport	35	22	1:41.691	2.658	1.357	164.7
<b>Rookie</b>															
1	10	RACE	ESP	Bent Viscaal	NLD	R	1	Dallara F312	Teo Martin Motorsport	43	25	1:38.402			170.3
2	8	Drivex School	ESP	Lukas Dunner	AUT	R	2	Dallara F312	Drivex School	40	26	1:39.375	0.973	0.973	168.6
3	58	Drivex School	ESP	Javier Gonzalez	MEX	R	3	Dallara F312	Drivex School	33	24	1:39.396	0.994	0.021	168.5
4	1	RP Motorsport	ITA	David Schumacher	DEU	R	4	Dallara F312	RP Motorsport	40	25	1:39.511	1.109	0.115	168.4
5	22	Drivex School	ESP	Patrick Schott	CHE	R	5	Dallara F312	Drivex School	31	26	1:39.763	1.361	0.252	167.9
6	5	Carlin Motorsport	GBR	Dev Gore	USA	R	6	Dallara F312	Carlin Motorsport	43	40	1:40.400	1.998	0.637	166.9
7	3	RP Motorsport	ITA	Kaylen Frederick	USA	R	7	Dallara F312	RP Motorsport	39	25	1:40.456	2.054	0.056	166.8
8	11	Campos Racing	ESP	Brad Benavides	USA	R	8	Dallara F312	Campos Racing	39	38	1:40.840	2.438	0.384	166.1
9	51	RACE	ESP	Aldo Festante	ITA	R	9	Dallara F312	Teo Martin Motorsport	17	16	1:41.166	2.764	0.326	165.6

Published at:.....

Track Temp: 18.4 °C Air Temp: 19.0 °C Humidity: 85 % Track Status: DRY

Stewards:	Race Director:	Timekeeper: 
-----------	----------------	---





**Circuito de Barcelona**  
**Euroformula Open**  
**Private test - 1**  
**Lap Analysis**



**1** David Schumacher R Dallara F312 **3** Kaylen Frederick R Dallara F312  
 RP Motorsport RP Motorsport

Lap	D	Time	Sector 1	Sector 2	Sector 3	T. Spd	Elapsed	Lap	D	Time	Sector 1	Sector 2	Sector 3	T. Spd	Elapsed
1		9:02:50.896	9:01:18.753	51.968	40.175	151.6	9:02:50.896	1		9:02:37.465	9:00:56.348	58.476	42.641	139.8	9:02:37.465
2		2:04.190	38.432	50.172	35.586	177.0	9:04:55.086	2		2:03.081	39.342	46.323	37.416	198.8	9:04:40.546
3		1:58.350	38.921	44.093	35.336	206.8	9:06:53.436	3		2:02.056	35.008	48.392	38.656	191.1	9:06:42.602
4		1:58.006	35.583	46.061	36.362	183.6	9:08:51.442	4		2:10.461 P	34.208	44.151	52.102	207.6	9:08:53.063
5		2:02.914 P	37.879	44.556	40.479	85.1	9:10:54.356	5		17:21.789	15:52.826	47.940	41.023	176.1	9:26:14.852
6		14:54.104	13:38.936	41.590	33.578	179.7	9:25:48.460	6		1:48.087	31.447	41.487	35.153	231.7	9:28:02.939
7		1:41.923	29.811	39.255	32.857	230.2	9:27:30.383	7		1:44.383	30.385	40.257	33.741	234.2	9:29:47.322
8		1:41.646	29.515	38.869	33.262	233.2	9:29:12.029	8		1:42.821	29.460	39.799	33.562	235.8	9:31:30.143
9		1:41.690	29.336	39.156	33.198	232.2	9:30:53.719	9		1:42.938	29.714	39.884	33.340	234.7	9:33:13.081
10		1:41.309	29.738	38.823	32.748	233.2	9:32:35.028	10		1:42.479	29.483	39.310	33.686	234.7	9:34:55.560
11		1:41.696	30.032	38.815	32.849	233.2	9:34:16.724	11		1:42.680	29.934	39.266	33.480	235.8	9:36:38.240
12		1:44.888 P	29.185	38.557	37.146	232.7	9:36:01.612	12		1:42.209	29.291	38.797	34.121	234.2	9:38:20.449
13		9:42.276	8:29.800	39.146	33.330	182.1	9:45:43.888	13		1:42.212	29.412	39.288	33.512	233.7	9:40:02.661
14		1:40.648	29.434	38.400	32.814	230.2	9:47:24.536	14		1:51.139 P	29.219	39.033	42.887	234.2	9:41:53.800
15		1:40.427	29.356	38.323	32.748	230.2	9:49:04.963	15		8:59.169	7:44.816	40.556	33.797	177.3	9:50:52.969
16		1:40.981	29.649	38.464	32.868	231.2	9:50:45.944	16		1:42.155	29.627	39.146	33.382	232.2	9:52:35.124
17		1:40.679	29.268	38.488	32.923	231.2	9:52:26.623	17		1:42.028	29.589	39.010	33.429	234.7	9:54:17.152
18		1:40.801	29.064	38.769	32.968	233.2	9:54:07.424	18		1:43.440	30.965	39.066	33.409	200.7	9:56:00.592
19		1:45.151 P	29.108	39.015	37.028	235.8	9:55:52.575	19		1:41.488	29.259	38.797	33.432	236.3	9:57:42.080
20		14:42.013	13:23.137	43.673	35.203	152.9	10:10:34.588	20		1:42.184	29.062	38.903	34.219	235.8	9:59:24.264
21		1:41.078	30.049	38.320	32.709	217.7	10:12:15.666	21		1:48.814 P	29.326	39.085	40.403	234.2	10:01:13.078
22		1:40.237	29.203	38.227	32.807	230.2	10:13:55.903	22		25:55.355	24:37.009	43.776	34.570	135.3	10:27:08.433
23		1:39.998	29.248	38.265	32.485	232.7	10:15:35.901	23		1:42.688	29.731	39.829	33.128	231.2	10:28:51.121
24		1:40.318	29.398	38.418	32.502	232.7	10:17:16.219	24		1:40.885	29.271	38.714	32.900	234.2	10:30:32.006
25		<b>1:39.511</b>	29.145	<b>38.047</b>	<b>32.319</b>	232.7	10:18:55.730	25		<b>1:40.456</b>	<b>28.971</b>	38.712	32.773	235.8	10:32:12.462
26		1:39.948	29.042	38.290	32.616	233.2	10:20:35.678	26		1:40.734	29.176	<b>38.537</b>	33.021	235.2	10:33:53.196
27		1:47.242 P	29.016	39.074	39.152	233.2	10:22:22.920	27		1:40.539	29.114	38.603	32.822	234.2	10:35:33.735
28		34:44.518	33:31.758	39.747	33.013	157.6	10:57:07.438	28		1:50.129 P	29.118	38.671	42.340	236.3	10:37:23.864
29		1:42.361	30.556	39.228	32.577	234.7	10:58:49.799	29		6:07.892	4:54.331	40.245	33.316	179.1	10:43:31.756
30		1:40.117	29.110	38.365	32.642	236.8	11:00:29.916	30		1:40.795	29.119	38.945	<b>32.731</b>	236.8	10:45:12.551
31		1:41.910	<b>28.956</b>	39.889	33.065	237.3	11:02:11.826	31		1:40.671	28.996	38.804	32.871	236.8	10:46:53.222
32		1:44.591 P	29.488	38.886	36.217	236.8	11:03:56.417	32		2:03.949 P	33.754	44.545	45.650	237.3	10:48:57.171
33		8:27.930	7:13.628	40.901	33.401	150.8	11:12:24.347	33		34:11.166	32:48.301	43.237	39.628	104.8	11:23:08.337
34		1:40.997	29.870	38.675	32.452	225.0	11:14:05.344	34		1:43.832	30.378	39.538	33.916	234.2	11:24:52.169
35		1:42.152	29.516	39.967	32.669	234.7	11:15:47.496	35		1:56.792 P	30.253	38.894	47.645	236.8	11:26:48.961
36		2:00.610 P	36.860	41.494	42.256	236.8	11:17:48.106	36		21:36.567	20:17.865	44.390	34.312	145.5	11:48:25.528
37		7:51.069	6:36.641	40.894	33.534	143.8	11:25:39.175	37		1:42.749	29.969	39.552	33.228	232.2	11:50:08.277
38		2:05.073 P	33.453	45.794	45.826	208.8	11:27:44.248	38		1:41.780	29.272	38.873	33.635	234.7	11:51:50.057
39		23:33.476	22:20.577	40.001	32.898	175.0	11:51:17.724	39		2:09.623 P	29.620	48.349	51.654	236.8	11:53:59.680
40		1:45.321 P	29.229	38.650	37.442	232.2	11:53:03.045								





**Circuit de Barcelona**  
**Euroformula Open**  
**Private test - 1**  
**Lap Analysis**



4

Felipe Drugovich

Dallara F312

5

Dev Gore

R

Dallara F312

RP Motorsport

Carlin Motorsport

Lap	D	Time	Sector 1	Sector 2	Sector 3	T. Spd	Elapsed	Lap	D	Time	Sector 1	Sector 2	Sector 3	T. Spd	Elapsed
1		9:02:28.860	9:00:58.737	50.358	39.765	104.4	9:02:28.860	1		9:04:03.579	9:02:42.610	44.950	36.019	130.1	9:04:03.579
2		2:06.735	40.117	47.753	38.865	102.9	9:04:35.595	2		1:45.750	30.515	40.975	34.260	225.9	9:05:49.329
3		2:06.241 P	33.250	46.141	46.850	169.0	9:06:41.836	3		1:43.477	29.829	40.111	33.537	228.8	9:07:32.806
4		18:51.950	17:37.688	40.569	33.693	164.1	9:25:33.786	4		1:42.778	29.533	39.395	33.850	230.7	9:09:15.584
5		1:41.342	29.699	38.945	32.698	230.7	9:27:15.128	5		1:42.579	29.636	39.108	33.835	230.2	9:10:58.163
6		1:40.611	29.431	38.665	32.515	233.2	9:28:55.739	6		1:50.236	29.495	39.417	41.324	230.7	9:12:48.399
7		1:39.544	28.979	38.189	32.376	234.7	9:30:35.283	7		1:53.349 P	29.582	39.271	44.496	230.7	9:14:41.748
8		1:39.753	29.015	38.256	32.482	234.7	9:32:15.036	8		19:49.439	18:24.966	48.257	36.216	170.3	9:34:31.187
9		1:49.256 P	29.001	39.546	40.709	234.7	9:34:04.292	9		1:44.267	30.449	40.130	33.688	230.7	9:36:15.454
10		11:53.948	10:37.198	42.676	34.074	134.4	9:45:58.240	10		1:42.095	29.445	39.276	33.374	231.2	9:37:57.549
11		1:40.962	29.552	38.768	32.642	230.7	9:47:39.202	11		1:42.835	29.888	39.114	33.833	231.7	9:39:40.384
12		1:39.755	29.098	38.326	32.331	233.2	9:49:18.957	12		1:43.203	29.521	40.100	33.582	231.2	9:41:23.587
13		1:39.484	29.041	38.127	32.316	234.2	9:50:58.441	13		1:41.660	29.412	38.903	33.345	231.2	9:43:05.247
14		1:39.573	28.926	38.221	32.426	236.8	9:52:38.014	14		1:41.667	29.433	38.985	33.249	231.2	9:44:46.914
15		1:39.478	28.756	38.121	32.601	238.4	9:54:17.492	15		1:41.242	29.393	38.784	33.065	231.2	9:46:28.156
16		1:40.151	28.557	38.151	33.443	240.5	9:55:57.643	16		1:45.861	29.394	41.091	35.376	230.7	9:48:14.017
17		1:39.258	28.939	37.956	32.363	235.8	9:57:36.901	17		1:41.859	29.401	38.503	33.955	231.7	9:49:55.876
18		1:39.099	28.821	37.914	32.364	236.3	9:59:16.000	18		1:42.060	29.480	39.012	33.568	231.7	9:51:37.936
19		1:46.877 P	28.934	38.103	39.840	236.3	10:01:02.877	19		1:41.210	29.254	38.631	33.325	232.2	9:53:19.146
20		44:40.770	43:22.780	43.702	34.288	114.6	10:45:43.647	20		1:49.874 P	29.320	40.635	39.919	233.2	9:55:09.020
21		1:42.798	29.977	39.805	33.016	233.7	10:47:26.445	21		11:44.841	10:29.791	41.309	33.741	181.2	10:06:53.861
22		1:39.230	28.879	38.134	32.217	236.8	10:49:05.675	22		1:41.728	29.491	39.153	33.084	227.8	10:08:35.589
23		1:39.091	28.863	38.025	32.203	237.8	10:50:44.766	23		1:41.384	29.273	38.835	33.276	229.7	10:10:16.973
24		1:39.033	28.917	38.010	32.106	237.8	10:52:23.799	24		1:41.124	29.235	38.707	33.182	229.7	10:11:58.097
25		1:39.181	28.879	38.167	32.135	238.4	10:54:02.980	25		1:41.536	29.358	38.843	33.335	230.2	10:13:39.633
26		1:51.773 P	28.880	41.200	41.693	238.4	10:55:54.753	26		1:52.007 P	29.605	40.576	41.826	231.2	10:15:31.640
27								27		32:43.068	31:23.398	44.810	34.860	141.5	10:48:14.708
28								28		1:47.331	30.673	42.423	34.235	231.7	10:50:02.039
29								29		1:40.762	29.366	38.510	32.886	232.7	10:51:42.801
30								30		1:40.694	29.331	38.472	32.891	234.2	10:53:23.495
31								31		1:56.374	33.129	48.160	35.085	234.2	10:55:19.869
32								32		1:41.263	29.488	38.585	33.190	233.7	10:57:01.132
33								33		1:44.711	31.305	40.050	33.356	234.7	10:58:45.843
34								34		1:40.839	29.491	38.533	32.815	236.3	11:00:26.682
35								35		1:49.496 P	29.515	40.473	39.508	235.2	11:02:16.178
36								36		9:45.435	8:28.454	42.676	34.305	148.7	11:12:01.613
37								37		1:40.851	29.215	39.065	32.571	232.7	11:13:42.464
38								38		1:49.188	33.174	42.215	33.799	235.2	11:15:31.652
39								39		1:45.035	29.084	42.024	33.927	235.2	11:17:16.687
40								40		1:40.400	29.024	38.538	32.838	236.8	11:18:57.087
41								41		1:40.462	28.973	38.752	32.737	238.4	11:20:37.549
42								42		1:40.715	29.128	38.550	33.037	238.4	11:22:18.264
43								43		1:53.417 P	29.154	41.062	43.201	238.4	11:24:11.681





**Circuit de Barcelona**  
**Euroformula Open**  
**Private test - 1**  
**Lap Analysis**



6

Alessandro Bracalente

Dallara F312

8

Lukas Dunner

R

Dallara F312

RP Motorsport

Drivex School

Lap	D	Time	Sector 1	Sector 2	Sector 3	T. Spd	Elapsed	Lap	D	Time	Sector 1	Sector 2	Sector 3	T. Spd	Elapsed
1		9:06:53.498 P	9:04:59.588	58.597	55.313	147.5	9:06:53.498	1		9:04:24.700	9:02:55.774	49.798	39.128	169.5	9:04:24.700
2		5:23.551	3:39.471	59.717	44.363	131.5	9:12:17.049	2		1:53.365	32.869	43.639	36.857	220.4	9:06:18.065
3		2:26.331 P	43.835	52.984	49.512	171.1	9:14:43.380	3		1:49.764	31.324	43.486	34.954	226.8	9:08:07.829
4		11:32.250	9:51.941	55.961	44.348	167.7	9:26:15.630	4		1:47.839	30.559	43.403	33.877	227.3	9:09:55.668
5		2:03.864	37.506	48.876	37.482	217.3	9:28:19.494	5		1:54.291	32.143	45.969	36.179	229.7	9:11:49.959
6		1:47.461	30.904	42.000	34.557	227.3	9:30:06.955	6		1:41.899	29.698	39.104	33.097	227.8	9:13:31.858
7		1:45.288	30.345	41.117	33.826	228.8	9:31:52.243	7		1:53.390 P	29.648	42.425	41.317	229.7	9:15:25.248
8		1:43.993	29.990	40.403	33.600	229.2	9:33:36.236	8		10:26.683	9:07.626	45.046	34.011	161.4	9:25:51.931
9		1:43.187	30.019	39.635	33.533	229.7	9:35:19.423	9		1:45.197	30.969	41.069	33.159	212.1	9:27:37.128
10		1:42.974	29.847	39.654	33.473	230.2	9:37:02.397	10		1:41.717	29.478	38.768	33.471	230.2	9:29:18.845
11		1:50.263	29.706	39.335	41.222	229.7	9:38:52.660	11		1:40.572	29.185	38.565	32.822	233.2	9:30:59.417
12		1:54.153 P	30.385	41.252	42.516	228.3	9:40:46.813	12		1:40.310	29.066	38.536	32.708	233.7	9:32:39.727
13		32:19.020	30:58.091	46.218	34.711	159.7	10:13:05.833	13		1:40.467	29.009	38.649	32.809	234.2	9:34:20.194
14		1:44.032	30.013	40.417	33.602	228.8	10:14:49.865	14		1:40.304	29.040	38.521	32.743	234.7	9:36:00.498
15		1:43.265	29.596	39.763	33.906	230.7	10:16:33.130	15		1:40.176	29.192	38.286	32.698	231.7	9:37:40.674
16		1:43.546	30.043	39.488	34.015	229.2	10:18:16.676	16		1:44.902 P	29.171	38.368	37.363	231.7	9:39:25.576
17		1:43.305	29.803	40.076	33.426	229.7	10:19:59.981	17		10:13.866	8:55.258	42.528	36.080	137.2	9:49:39.442
18		2:00.189 P	29.813	41.823	48.553	229.7	10:22:00.170	18		1:43.461	30.721	39.906	32.834	221.3	9:51:22.903
19		13:23.806	11:57.198	48.357	38.251	140.9	10:35:23.976	19		1:40.279	29.228	38.460	32.591	231.2	9:53:03.182
20		1:47.063	31.788	41.880	33.395	227.3	10:37:11.039	20		1:45.911	29.057	40.356	36.498	234.2	9:54:49.093
21		1:42.032	29.772	39.400	32.860	230.2	10:38:53.071	21		1:40.582	29.316	38.418	32.848	231.2	9:56:29.675
22		1:41.691	29.529	39.179	32.983	232.2	10:40:34.762	22		1:51.969 P	33.357	40.984	37.628	231.7	9:58:21.644
23		1:46.411	29.690	40.878	35.843	231.2	10:42:21.173	23		12:15.792	10:57.095	43.194	35.503	152.9	10:10:37.436
24		1:42.545	29.905	39.281	33.359	231.7	10:44:03.718	24		1:44.704	31.089	40.676	32.939	220.4	10:12:22.140
25		1:42.258	29.714	39.256	33.288	232.7	10:45:45.976	25		1:39.544	29.163	37.983	32.398	231.2	10:14:01.684
26		1:42.231	29.729	39.098	33.404	234.2	10:47:28.207	26		1:39.375	28.989	38.035	32.351	233.2	10:15:41.059
27		1:47.182 P	29.511	39.403	38.268	235.2	10:49:15.389	27		1:39.693	29.024	38.238	32.431	233.2	10:17:20.752
28		24:19.041	23:03.021	41.138	34.882	169.5	11:13:34.430	28		1:39.759	29.178	38.108	32.473	233.7	10:19:00.511
29		1:42.530	29.521	39.734	33.275	232.2	11:15:16.960	29		1:47.619 P	29.040	38.300	40.279	233.7	10:20:48.130
30		1:44.460	30.355	39.905	34.200	233.7	11:17:01.420	30		55:18.580	54:03.657	40.931	33.992	178.8	11:16:06.710
31		1:42.210	29.708	39.188	33.314	234.7	11:18:43.630	31		1:42.320	29.651	39.750	32.919	230.7	11:17:49.030
32		1:42.167	29.599	39.447	33.121	235.2	11:20:25.797	32		1:40.954	29.339	38.910	32.705	235.2	11:19:29.984
33		1:42.587	29.941	39.079	33.567	234.7	11:22:08.384	33		1:40.586	29.200	38.731	32.655	236.3	11:21:10.570
34		1:42.611	29.694	39.230	33.687	235.8	11:23:50.995	34		1:40.633	29.048	38.820	32.765	235.8	11:22:51.203
35		1:51.801 P	29.562	39.158	43.081	234.7	11:25:42.796	35		1:44.819 P	29.119	38.924	36.776	236.8	11:24:36.022
								36		17:07.079	15:49.078	43.060	34.941	177.9	11:41:43.101
								37		1:47.379	33.000	40.573	33.806	226.8	11:43:30.480
								38		1:42.813	30.278	39.349	33.186	230.7	11:45:13.293
								39		1:46.319 P	29.752	38.690	37.877	231.2	11:46:59.612
								40		7:02.501 P	5:17.137	52.779	52.585	158.1	11:54:02.113





**Circuit de Barcelona**  
**Euroformula Open**  
**Private test - 1**  
**Lap Analysis**



10

Bent Viscaal

R

Dallara F312

11

Brad Benavides

R

Dallara F312

Teo Martin Motorsport

Campos Racing

Lap	D	Time	Sector 1	Sector 2	Sector 3	T. Spd	Elapsed	Lap	D	Time	Sector 1	Sector 2	Sector 3	T. Spd	Elapsed
1		9:03:17.415	9:01:57.460	43.447	36.508	83.5	9:03:17.415	1		9:04:14.731	9:02:43.755	51.609	39.367	102.3	9:04:14.731
2		1:43.762	30.926	39.260	33.576	213.4	9:05:01.177	2		2:02.993 P	33.468	44.687	44.838	223.6	9:06:17.724
3		1:41.569	29.307	39.020	33.242	233.7	9:06:42.746	3		9:30.228 P	7:59.856	47.540	42.832	127.2	9:15:47.952
4		1:40.495	29.510	38.482	32.503	231.7	9:08:23.241	4		10:09.660	8:48.720	46.102	34.838	160.9	9:25:57.612
5		1:39.985	28.976	38.283	32.726	234.7	9:10:03.226	5		1:47.702	30.842	42.206	34.654	230.7	9:27:45.314
6		1:40.243	28.937	38.687	32.619	234.7	9:11:43.469	6		1:46.401	31.651	40.821	33.929	231.7	9:29:31.715
7		1:44.509 P	28.932	38.231	37.346	234.7	9:13:27.978	7		1:45.030	30.178	40.795	34.057	234.7	9:31:16.745
8		12:47.328	11:25.397	43.143	38.788	168.2	9:26:15.306	8		1:47.175	31.324	41.974	33.877	232.7	9:33:03.920
9		1:40.176	29.095	38.341	32.740	237.8	9:27:55.482	9		1:44.742	29.948	40.635	34.159	234.7	9:34:48.662
10		1:41.459	28.837	38.723	33.899	237.8	9:29:36.941	10		1:53.563 P	29.992	40.857	42.714	233.7	9:36:42.225
11		1:40.818	28.917	38.466	33.435	237.3	9:31:17.759	11		15:06.953	13:49.428	43.128	34.397	129.6	9:51:49.178
12		1:40.438	29.496	38.298	32.644	236.8	9:32:58.197	12		1:44.156	30.035	40.258	33.863	229.7	9:53:33.334
13		1:39.667	28.825	38.127	32.715	236.3	9:34:37.864	13		1:45.055	29.982	40.859	34.214	231.2	9:55:18.389
14		1:39.717	28.822	38.101	32.794	236.8	9:36:17.581	14		1:44.197	30.020	40.478	33.699	230.7	9:57:02.586
15		1:45.206 P	28.773	38.427	38.006	236.8	9:38:02.787	15		1:43.610	29.882	40.081	33.647	231.7	9:58:46.196
16		12:52.344	11:32.082	44.852	35.410	162.1	9:50:55.131	16		1:43.068	29.969	39.445	33.654	230.7	10:00:29.264
17		1:48.951	31.853	43.967	33.131	213.4	9:52:44.082	17		1:42.482	29.567	39.396	33.519	232.2	10:02:11.746
18		1:39.258	28.812	38.004	32.442	235.2	9:54:23.340	18		1:52.084 P	29.859	40.554	41.671	230.7	10:04:03.830
19		1:44.275	28.749	42.371	33.155	236.8	9:56:07.615	19		9:05.712	7:46.795	44.206	34.711	157.8	10:13:09.542
20		1:38.963	28.813	37.791	32.359	236.8	9:57:46.578	20		1:45.940	31.834	40.392	33.714	227.8	10:14:55.482
21		1:39.009	28.644	37.667	32.698	236.8	9:59:25.587	21		1:43.352	29.717	40.094	33.541	230.2	10:16:38.834
22		1:49.227 P	31.617	38.100	39.510	210.5	10:01:14.814	22		1:46.989	32.583	40.846	33.560	232.7	10:18:25.823
23		14:40.078	13:23.321	41.671	35.086	145.3	10:15:54.892	23		1:43.106	29.730	39.508	33.868	233.2	10:20:08.929
24		1:42.424	30.512	39.459	32.453	227.3	10:17:37.316	24		1:42.548	29.737	39.468	33.343	231.7	10:21:51.477
25		1:38.402	28.794	37.549	32.059	234.7	10:19:15.718	25		1:41.742	29.661	38.856	33.225	232.2	10:23:33.219
26		1:38.464	28.681	37.628	32.155	236.3	10:20:54.182	26		1:52.395 P	29.490	40.616	42.289	231.7	10:25:25.614
27		1:44.958	29.104	41.796	34.058	236.3	10:22:39.140	27		33:54.647	31:58.195	1:22.246	34.206	155.6	10:59:20.261
28		1:38.677	28.800	37.609	32.268	235.8	10:24:17.817	28		1:43.237	29.849	39.884	33.504	231.7	11:01:03.498
29		1:38.600	28.767	37.724	32.109	236.3	10:25:56.417	29		1:45.022	30.022	41.599	33.401	233.7	11:02:48.520
30		1:42.877 P	28.728	37.536	36.613	236.3	10:27:39.294	30		1:42.029	29.412	39.204	33.413	234.7	11:04:30.549
31		38:45.187	37:31.967	39.684	33.536	180.6	11:06:24.481	31		1:41.527	29.395	39.070	33.062	234.2	11:06:12.076
32		1:40.104	29.013	38.380	32.711	235.2	11:08:04.585	32		1:41.638	29.333	39.040	33.265	234.7	11:07:53.714
33		1:39.703	28.857	38.209	32.637	236.8	11:09:44.288	33		1:50.362 P	29.336	40.741	40.285	234.7	11:09:44.076
34		1:39.784	28.972	38.245	32.567	235.8	11:11:24.072	34		8:48.575	7:30.391	44.617	33.567	106.1	11:18:32.651
35		1:40.270	29.121	38.477	32.672	236.3	11:13:04.342	35		1:46.867	31.312	42.435	33.120	232.7	11:20:19.518
36		1:39.821	28.894	38.261	32.666	236.8	11:14:44.163	36		1:41.222	29.268	38.926	33.028	236.3	11:22:00.740
37		1:39.544	28.828	38.066	32.650	237.8	11:16:23.707	37		1:41.093	29.340	38.907	32.846	236.8	11:23:41.833
38		1:39.923	28.776	38.234	32.913	238.4	11:18:03.630	38		1:40.840	29.231	38.817	32.792	236.3	11:25:22.673
39		1:39.820	28.861	38.294	32.665	238.4	11:19:43.450	39		10:54.610 P	29.200	8:40.096	1:45.314	235.8	11:36:17.283
40		1:40.586	28.927	38.631	33.028	237.3	11:21:24.036								
41		1:45.125 P	28.878	38.274	37.973	238.4	11:23:09.161								
42		4:42.421 P	3:03.889	47.912	50.620	180.6	11:27:51.582								
43		27:20.719 P	25:43.322	48.070	49.327	167.7	11:55:12.301								





**Circuit de Barcelona**  
**Euroformula Open**  
**Private test - 1**  
**Lap Analysis**



18

Marcos Siebert

Dallara F312

22

Patrick Schott

R

Dallara F312

Campos Racing

Drivex School

Lap	D	Time	Sector 1	Sector 2	Sector 3	T. Spd	Elapsed	Lap	D	Time	Sector 1	Sector 2	Sector 3	T. Spd	Elapsed
1		9:02:53.578	9:01:27.954	47.684	37.940	142.6	9:02:53.578	1		9:10:14.073	9:08:49.744	47.197	37.132	130.2	9:10:14.073
2		1:48.720	33.935	40.790	33.995	199.6	9:04:42.298	2		1:59.394 P	31.563	43.777	44.054	223.6	9:12:13.467
3		2:02.205 P	35.134	44.106	42.965	175.0	9:06:44.503	3		13:54.403	12:34.929	43.924	35.550	167.1	9:26:07.870
4		7:36.226 P	6:09.848	41.350	45.028	175.8	9:14:20.729	4		1:45.126	30.711	40.779	33.636	227.8	9:27:52.996
5		11:17.665	10:03.703	40.293	33.669	177.3	9:25:38.394	5		1:44.701	30.010	39.935	34.756	229.2	9:29:37.697
6		1:41.505	29.560	39.005	32.940	231.7	9:27:19.899	6		1:42.158	29.517	39.397	33.244	234.2	9:31:19.855
7		1:41.117	29.170	38.744	33.203	233.2	9:29:01.016	7		1:51.125 P	29.600	39.387	42.138	231.7	9:33:10.980
8		1:44.518	29.407	39.450	35.661	234.7	9:30:45.534	8		7:46.704	6:32.497	40.706	33.501	176.1	9:40:57.684
9		1:40.534	29.274	38.572	32.688	233.7	9:32:26.068	9		1:42.704	30.101	39.329	33.274	225.9	9:42:40.388
10		1:40.021	29.002	38.226	32.793	233.7	9:34:06.089	10		1:42.627	29.935	39.154	33.538	226.8	9:44:23.015
11		1:45.893 P	29.046	38.449	38.398	232.7	9:35:51.982	11		1:42.410	29.861	39.075	33.474	228.3	9:46:05.425
12		12:05.289	10:51.465	40.276	33.548	154.2	9:47:57.271	12		1:41.927	29.682	38.993	33.252	228.8	9:47:47.352
13		1:40.151	29.083	38.247	32.821	231.7	9:49:37.422	13		1:42.091	29.566	39.015	33.510	228.8	9:49:29.443
14		1:39.913	29.236	38.158	32.519	233.7	9:51:17.335	14		1:41.961	29.685	38.944	33.332	228.8	9:51:11.404
15		1:44.086	28.954	41.064	34.068	233.7	9:53:01.421	15		2:05.074 P	34.646	45.212	45.216	183.6	9:53:16.478
16		1:48.532 P	29.137	41.087	38.308	232.7	9:54:49.953	16		11:17.146	9:57.348	42.534	37.264	167.4	10:04:33.624
17		11:02.973	9:45.368	42.434	35.171	163.3	10:05:52.926	17		1:42.776	30.228	39.417	33.131	223.1	10:06:16.400
18		1:43.244	30.510	39.135	33.599	209.7	10:07:36.170	18		1:41.457	29.850	38.692	32.915	225.9	10:07:57.857
19		1:39.783	29.158	38.245	32.380	229.2	10:09:15.953	19		1:41.491	29.655	38.768	33.068	227.8	10:09:39.348
20		1:39.417	29.020	38.055	32.342	230.7	10:10:55.370	20		1:41.065	29.603	38.596	32.866	227.8	10:11:20.413
21		1:39.639	28.999	38.169	32.471	232.2	10:12:35.009	21		1:43.125	29.594	40.559	32.972	228.8	10:13:03.538
22		1:52.271	32.799	45.387	34.085	232.7	10:14:27.280	22		1:41.276	29.632	38.711	32.933	227.8	10:14:44.814
23		1:40.007	29.279	38.202	32.526	231.7	10:16:07.287	23		1:47.711 P	29.605	38.815	39.291	228.8	10:16:32.525
24		1:44.540 P	28.984	38.420	37.136	233.2	10:17:51.827	24		6:19.457	4:57.834	46.403	35.220	130.5	10:22:51.982
25		10:12.489	8:55.192	41.924	35.373	138.8	10:28:04.316	25		1:40.955	29.690	38.690	32.575	227.8	10:24:32.937
26		1:44.291	30.899	39.536	33.856	221.3	10:29:48.607	26		1:39.763	29.330	37.927	32.506	230.2	10:26:12.700
27		1:39.045	28.866	37.974	32.205	233.2	10:31:27.652	27		1:39.791	29.175	38.020	32.596	231.2	10:27:52.491
28		1:39.197	28.943	38.012	32.242	234.2	10:33:06.849	28		1:58.747	29.499	47.465	41.783	230.7	10:29:51.238
29		1:46.557	30.607	42.256	33.694	233.2	10:34:53.406	29		1:50.827 P	29.357	38.521	42.949	233.7	10:31:42.065
30		1:52.549 P	29.072	43.238	40.239	233.2	10:36:45.955	30		1:20:09.840	1:18:50.202	42.146	37.492	178.5	11:51:51.905
31		46:38.876	45:21.296	42.556	35.024	173.3	11:23:24.831	31		2:01.415 P	29.602	43.546	48.267	234.2	11:53:53.320
32		1:44.708	29.556	40.867	34.285	234.7	11:25:09.539								
33		1:56.803 P	29.034	39.121	48.648	236.3	11:27:06.342								
34		27:26.571	25:52.667	49.220	44.684	145.7	11:54:32.913								
35		2:27.618 P	41.033	52.692	53.893	193.2	11:57:00.531								





**Circuit de Barcelona**  
**Euroformula Open**  
**Private test - 1**  
**Lap Analysis**



**28**

Cameron Das

Dallara F312

**34**

Matheus Iorio

Dallara F312

Carlin Motorsport

Carlin Motorsport

Lap	D	Time	Sector 1	Sector 2	Sector 3	T. Spd	Elapsed	Lap	D	Time	Sector 1	Sector 2	Sector 3	T. Spd	Elapsed
1		9:03:01.482	9:01:42.273	44.193	35.016	174.7	9:03:01.482	1		9:02:41.899	9:01:14.246	48.505	39.148	138.4	9:02:41.899
2		1:44.654	30.562	40.319	33.773	219.9	9:04:46.136	2		1:50.272	33.653	41.804	34.815	219.0	9:04:32.171
3		1:43.249	30.865	39.099	33.285	229.7	9:06:29.385	3		1:43.913	30.577	39.801	33.535	228.3	9:06:16.084
4		1:41.981	29.461	39.241	33.279	230.7	9:08:11.366	4		1:41.686	29.784	38.755	33.147	228.8	9:07:57.770
5		1:41.437	29.341	39.092	33.004	232.2	9:09:52.803	5		1:40.924	29.543	38.512	32.869	229.2	9:09:38.694
6		1:42.433	30.317	38.681	33.435	229.7	9:11:35.236	6		1:40.867	29.441	38.674	32.752	228.8	9:11:19.561
7		1:40.933	29.359	38.600	32.974	230.2	9:13:16.169	7		1:40.334	29.303	38.332	32.699	229.2	9:12:59.895
8		1:46.200 P	29.307	38.423	38.470	230.2	9:15:02.369	8		1:58:44.559	1:57:25.496	43.886	35.177	149.7	11:11:44.454
9		19:21.860	18:06.070	41.820	33.970	179.1	9:34:24.229	9		1:47.732	31.962	41.890	33.880	227.3	11:13:32.186
10		1:40.051	29.249	38.296	32.506	230.7	9:36:04.280	10		1:42.101	29.737	39.261	33.103	231.2	11:15:14.287
11		1:40.036	29.042	38.328	32.666	232.2	9:37:44.316	11		1:41.369	29.476	39.087	32.806	233.7	11:16:55.656
12		1:40.072	29.105	38.393	32.574	232.7	9:39:24.388	12		1:40.923	29.170	38.935	32.818	235.8	11:18:36.579
13		1:39.691	28.984	38.322	32.385	231.2	9:41:04.079	13		1:40.904	29.207	38.751	32.946	235.8	11:20:17.483
14		1:39.481	28.969	38.044	32.468	233.2	9:42:43.560	14		1:54.206 P	29.250	41.626	43.330	235.2	11:22:11.689
15		1:46.409 P	28.903	38.278	39.228	234.7	9:44:29.969	15		20:46.484	19:27.359	43.496	35.629	152.1	11:42:58.173
16		15:46.610	14:28.489	44.051	34.070	179.4	10:00:16.579	16		1:47.939	33.178	40.995	33.766	214.2	11:44:46.112
17		1:47.800	33.066	40.938	33.796	206.5	10:02:04.379	17		1:42.293	30.285	39.085	32.923	231.2	11:46:28.405
18		1:45.088	32.431	39.195	33.462	229.7	10:03:49.467	18		1:41.224	29.648	38.729	32.847	231.2	11:48:09.629
19		1:39.871	29.171	38.031	32.669	229.2	10:05:29.338	19		1:40.923	29.408	38.623	32.892	232.2	11:49:50.552
20		1:40.057	29.133	38.295	32.629	229.2	10:07:09.395	20		1:40.971	29.265	38.730	32.976	232.2	11:51:31.523
21		1:39.877	29.147	38.098	32.632	230.7	10:08:49.272	21		1:52.587 P	29.393	39.651	43.543	233.2	11:53:24.110
22		1:39.859	29.125	38.194	32.540	231.2	10:10:29.131								
23		1:44.486 P	29.154	38.207	37.125	231.7	10:12:13.617	<b>51</b>		Aldo Festante				R	Dallara F312
24		28:56.780	27:38.833	43.653	34.294	177.0	10:41:10.397								Teo Martin Motorsport
25		1:46.254	32.130	40.707	33.417	202.2	10:42:56.651	<b>Lap D</b>		<b>Time</b>	<b>Sector 1</b>	<b>Sector 2</b>	<b>Sector 3</b>	<b>T. Spd</b>	<b>Elapsed</b>
26		1:40.020	29.094	38.422	32.504	232.7	10:44:36.671	1		9:03:55.210 P	9:01:41.637	1:07.746	1:05.827	172.2	9:03:55.210
27		1:39.802	29.000	38.292	32.510	234.2	10:46:16.473	2		8:42.214 P	7:03.512	46.879	51.823	175.6	9:12:37.424
28		1:42.252	30.505	38.836	32.911	234.7	10:47:58.725	3		13:44.119	12:20.638	44.304	39.177	159.2	9:26:21.543
29		1:42.281	30.016	39.505	32.760	233.7	10:49:41.006	4		1:56.528	32.591	46.545	37.392	232.7	9:28:18.071
30		1:40.165	29.025	38.424	32.716	233.7	10:51:21.171	5		1:55.272 P	31.395	41.192	42.685	229.7	9:30:13.343
31		1:39.784	28.945	38.297	32.542	233.7	10:53:00.955	6		11:21.823 P	9:52.272	42.685	46.866	162.6	9:41:35.166
32		1:39.539	29.002	38.220	32.317	234.2	10:54:40.494	7		1:01:40.718	1:00:25.319	41.389	34.010	177.0	10:43:15.884
33		1:43.128 P	28.958	38.278	35.892	234.7	10:56:23.622	8		1:42.945	29.668	39.876	33.401	235.2	10:44:58.829
34		15:06.580	13:53.215	40.439	32.926	180.3	11:11:30.202	9		1:41.745	29.279	39.257	33.209	235.8	10:46:40.574
35		1:39.634	29.150	38.228	32.256	231.7	11:13:09.836	10		1:59.508 P	29.305	41.243	48.960	236.8	10:48:40.082
36		1:39.136	28.860	38.030	32.246	234.2	11:14:48.972	11		18:44.813	17:28.136	42.661	34.016	176.4	11:07:24.895
37		1:41.499	29.256	39.258	32.985	235.8	11:16:30.471	12		1:42.937	29.614	39.727	33.596	234.2	11:09:07.832
38		1:39.216	28.778	38.074	32.364	236.8	11:18:09.687	13		1:42.722	29.672	39.575	33.475	235.2	11:10:50.554
39		1:45.189 P	29.025	38.376	37.788	236.8	11:19:54.876	14		1:41.689	29.286	39.114	33.289	235.8	11:12:32.243
40		26:52.491 P	25:34.944	40.082	37.465	180.3	11:46:47.367	15		1:41.716	29.310	39.075	33.331	237.3	11:14:13.959
41		2:10.424	58.949	38.901	32.574	176.4	11:48:57.791	16		1:41.166	29.202	38.830	33.134	237.8	11:15:55.125
42		1:40.057	29.242	38.367	32.448	233.2	11:50:37.848	17		1:51.346 P	29.223	40.220	41.903	235.2	11:17:46.471
43		1:40.173	29.078	38.271	32.824	234.2	11:52:18.021								
44		1:57.424 P	30.546	41.703	45.175	233.7	11:54:15.445								







**Circuit de Barcelona**  
**Euroformula Open**  
**Private test - 1**  
**Lap Analysis**



**58**

Javier Gonzalez

R

Dallara F312

**77**

Guilherme Samaia

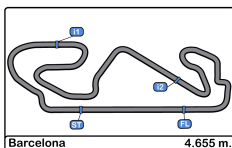
Dallara F312

Drivex School

RP Motorsport

Lap	D	Time	Sector 1	Sector 2	Sector 3	T. Spd	Elapsed	Lap	D	Time	Sector 1	Sector 2	Sector 3	T. Spd	Elapsed
1		9:06:50.244	9:05:20.634	50.341	39.269	142.1	9:06:50.244	1		9:02:39.869	9:01:01.521	55.730	42.618	110.7	9:02:39.869
2		1:51.914	32.084	43.332	36.498	219.0	9:08:42.158	2		2:17.941	43.835	54.943	39.163	167.4	9:04:57.810
3		1:48.111	31.071	42.274	34.766	218.6	9:10:30.269	3		1:59.283	35.667	44.197	39.419	204.9	9:06:57.093
4		1:50.902 P	30.266	41.387	39.249	227.8	9:12:21.171	4		2:05.031 P	32.467	46.787	45.777	186.8	9:09:02.124
5		13:43.477	12:25.261	42.764	35.452	156.5	9:26:04.648	5		16:42.764	15:25.734	41.886	35.144	177.9	9:25:44.888
6		1:42.418	30.130	39.263	33.025	213.0	9:27:47.066	6		1:43.291	29.927	40.118	33.246	232.2	9:27:28.179
7		1:41.166	29.494	38.924	32.748	235.2	9:29:28.232	7		1:52.022	29.515	39.521	42.986	233.7	9:29:20.201
8		1:40.435	29.081	38.709	32.645	234.2	9:31:08.667	8		1:43.079	29.325	39.452	34.302	238.4	9:31:03.280
9		1:52.296	32.674	45.139	34.483	234.2	9:33:00.963	9		1:41.798	29.264	38.949	33.585	236.3	9:32:45.078
10		1:40.499	29.133	38.564	32.802	234.7	9:34:41.462	10		1:42.602	29.309	39.791	33.502	235.2	9:34:27.680
11		1:47.707 P	29.931	38.590	39.186	234.7	9:36:29.169	11		1:41.357	29.120	38.668	33.569	235.8	9:36:09.037
12		15:51.332	14:32.403	43.756	35.173	172.2	9:52:20.501	12		1:40.974	29.202	38.664	33.108	235.2	9:37:50.011
13		1:45.339	30.782	41.408	33.149	210.1	9:54:05.840	13		1:51.100 P	29.111	39.534	42.455	235.2	9:39:41.111
14		1:40.137	29.099	38.431	32.607	231.7	9:55:45.977	14		11:48.803	10:30.325	43.235	35.243	165.3	9:51:29.914
15		1:40.138	29.119	38.290	32.729	232.2	9:57:26.115	15		1:42.689	29.888	39.219	33.582	229.2	9:53:12.603
16		1:40.012	29.111	38.214	32.687	232.7	9:59:06.127	16		1:40.652	29.213	38.548	32.891	232.7	9:54:53.255
17		1:39.765	29.031	38.250	32.484	232.7	10:00:45.892	17		1:40.560	29.147	38.465	32.948	234.2	9:56:33.815
18		1:45.126 P	29.312	38.279	37.535	232.7	10:02:31.018	18		1:40.256	29.104	38.246	32.906	234.2	9:58:14.071
19		10:38.021	9:15.046	47.152	35.823	163.6	10:13:09.039	19		1:40.193	29.173	38.191	32.829	232.2	9:59:54.264
20		1:54.210	34.138	42.869	37.203	212.1	10:15:03.249	20		1:44.109	29.021	41.618	33.470	233.2	10:01:38.373
21		1:39.585	29.069	38.302	32.214	232.7	10:16:42.834	21		1:56.965 P	29.249	42.779	44.937	231.7	10:03:35.338
22		1:39.545	28.909	38.277	32.359	234.2	10:18:22.379	22		42:18.738	40:58.331	45.093	35.314	134.6	10:45:54.076
23		1:55.967	34.221	46.940	34.806	232.2	10:20:18.346	23		1:41.806	29.573	39.333	32.900	233.2	10:47:35.882
24		1:39.396	28.969	38.300	32.127	232.7	10:21:57.742	24		1:39.979	28.991	38.354	32.634	236.8	10:49:15.861
25		1:53.871 P	28.902	43.014	41.955	234.7	10:23:51.613	25		1:46.984	32.415	41.495	33.074	236.8	10:51:02.845
26		51:48.261	50:28.158	45.328	34.775	172.5	11:15:39.874	26		1:42.635	29.179	38.349	35.107	235.8	10:52:45.480
27		1:40.611	29.321	38.697	32.593	234.2	11:17:20.485	27		1:40.781	29.218	38.388	33.175	236.3	10:54:26.261
28		1:39.951	28.914	38.528	32.509	237.3	11:19:00.436	28		1:40.334	29.073	38.434	32.827	237.3	10:56:06.595
29		1:47.045 P	30.239	39.233	37.573	238.4	11:20:47.481	29		1:54.862 P	31.458	40.384	43.020	236.3	10:58:01.457
30		5:25.661	4:05.978	44.362	35.321	166.9	11:26:13.142								
31		2:19.490 P	37.155	53.160	49.175	212.1	11:28:32.632								
32		23:15.563	21:45.378	46.426	43.759	179.4	11:51:48.195								
33		2:06.753 P	32.410	45.087	49.256	221.7	11:53:54.948								



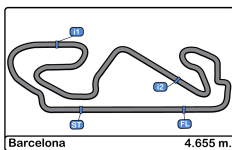


**Circuito de Barcelona**  
**Euroformula Open**  
**Private test - 1**  
**Best Sectors Results**



Sector - 1				Sector - 2				Sector - 3				Ideal Lap vs Best Lap				
Clas	Nº	Driver	Time	Nº	Driver	Time	Nº	Driver	Time	Clas	Nº	Driver	Ideal Lap	Best Lap	Clas	
1	4	Felipe Drugovich	28.557	10	Bent Viscaal	37.536	10	Bent Viscaal	32.059	1	10	Bent Viscaal	1:38.239	1:38.402	1	
2	10	Bent Viscaal	28.644	4	Felipe Drugovich	37.914	4	Felipe Drugovich	32.106	2	4	Felipe Drugovich	1:38.577	1:39.033	2	
3	28	Cameron Das	28.778	22	Patrick Schott	37.927	58	Javier Gonzalez	32.127	3	18	Marcos Siebert	1:39.045	1:39.045	3	
4	18	Marcos Siebert	28.866	18	Marcos Siebert	37.974	18	Marcos Siebert	32.205	4	28	Cameron Das	1:39.054	1:39.136	4	
5	58	Javier Gonzalez	28.902	8	Lukas Dunner	37.983	28	Cameron Das	32.246	5	58	Javier Gonzalez	1:39.243	1:39.396	6	
6	1	David Schumacher	28.956	28	Cameron Das	38.030	1	David Schumacher	32.319	6	1	David Schumacher	1:39.322	1:39.511	7	
7	3	Kaylen Frederick	28.971	1	David Schumacher	38.047	8	Lukas Dunner	32.351	7	8	Lukas Dunner	1:39.323	1:39.375	5	
8	5	Dev Gore	28.973	77	Guilherme Samaia	38.191	22	Patrick Schott	32.506	8	22	Patrick Schott	1:39.608	1:39.763	8	
9	8	Lukas Dunner	28.989	58	Javier Gonzalez	38.214	5	Dev Gore	32.571	9	77	Guilherme Samaia	1:39.816	1:39.979	9	
10	77	Guilherme Samaia	28.991	34	Matheus Iorio	38.332	77	Guilherme Samaia	32.634	10	5	Dev Gore	1:40.016	1:40.400	11	
11	34	Matheus Iorio	29.170	5	Dev Gore	38.472	34	Matheus Iorio	32.699	11	34	Matheus Iorio	1:40.201	1:40.334	10	
12	22	Patrick Schott	29.175	3	Kaylen Frederick	38.537	3	Kaylen Frederick	32.731	12	3	Kaylen Frederick	1:40.239	1:40.456	12	
13	11	Brad Benavides	29.200	11	Brad Benavides	38.817	11	Brad Benavides	32.792	13	11	Brad Benavides	1:40.809	1:40.840	13	
14	51	Aldo Festante	29.202	51	Aldo Festante	38.830	6	Alessandro Bracalente	32.860	14	51	Aldo Festante	1:41.166	1:41.166	14	
15	6	Alessandro Bracalente	29.511	6	Alessandro Bracalente	39.079	51	Aldo Festante	33.134	15	6	Alessandro Bracalente	1:41.450	1:41.691	15	



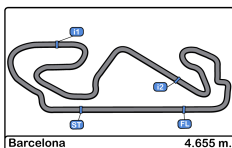


**Circuito de Barcelona**  
**Euroformula Open**  
**Private test - 1**  
**Best 5 Lap Times**



Cls	Nº	Entrant	Nat	Driver	Nat	Cat	Cls	Chassis	Team	Best 1		Best 2		Best 3		Best 4		Best 5	
										Time	Lap	Time	Lap	Time	Lap	Time	Lap	Time	Lap
1	10	RACE	ESP	Bent Viscaal	NLD	R	1	Dallara F312	Teo Martin Motorsport	<b>1:38.402</b>	25	1:38.464	26	1:38.600	29	1:38.677	28	1:38.963	20
2	4	RP Motorsport	ITA	Felipe Drugovich	BRA			Dallara F312	RP Motorsport	<b>1:39.033</b>	24	1:39.091	23	1:39.099	18	1:39.181	25	1:39.230	22
3	18	Campos Racing	ESP	Marcos Siebert	ARG			Dallara F312	Campos Racing	<b>1:39.045</b>	27	1:39.197	28	1:39.417	20	1:39.639	21	1:39.783	19
4	28	Carlin Motorsport	GBR	Cameron Das	USA			Dallara F312	Carlin Motorsport	<b>1:39.136</b>	36	1:39.216	38	1:39.481	14	1:39.539	32	1:39.634	35
5	8	Drivex School	ESP	Lukas Dunner	AUT	R	2	Dallara F312	Drivex School	<b>1:39.375</b>	26	1:39.544	25	1:39.693	27	1:39.759	28	1:40.176	15
6	58	Drivex School	ESP	Javier Gonzalez	MEX	R	3	Dallara F312	Drivex School	<b>1:39.396</b>	24	1:39.545	22	1:39.585	21	1:39.765	17	1:39.951	28
7	1	RP Motorsport	ITA	David Schumacher	DEU	R	4	Dallara F312	RP Motorsport	<b>1:39.511</b>	25	1:39.948	26	1:39.998	23	1:40.117	30	1:40.237	22
8	22	Drivex School	ESP	Patrick Schott	CHE	R	5	Dallara F312	Drivex School	<b>1:39.763</b>	26	1:39.791	27	1:40.955	25	1:41.065	20	1:41.276	22
9	77	RP Motorsport	ITA	Guilherme Samaia	BRA			Dallara F312	RP Motorsport	<b>1:39.979</b>	24	1:40.193	19	1:40.256	18	1:40.334	28	1:40.560	17
10	34	Carlin Motorsport	GBR	Matheus Iorio	BRA			Dallara F312	Carlin Motorsport	<b>1:40.334</b>	7	1:40.867	6	1:40.904	13	1:40.923	12	1:40.923	19
11	5	Carlin Motorsport	GBR	Dev Gore	USA	R	6	Dallara F312	Carlin Motorsport	<b>1:40.400</b>	40	1:40.462	41	1:40.694	30	1:40.715	42	1:40.762	29
12	3	RP Motorsport	ITA	Kaylen Frederick	USA	R	7	Dallara F312	RP Motorsport	<b>1:40.456</b>	25	1:40.539	27	1:40.671	31	1:40.734	26	1:40.795	30
13	11	Campos Racing	ESP	Brad Benavides	USA	R	8	Dallara F312	Campos Racing	<b>1:40.840</b>	38	1:41.093	37	1:41.222	36	1:41.527	31	1:41.638	32
14	51	RACE	ESP	Aldo Festante	ITA	R	9	Dallara F312	Teo Martin Motorsport	<b>1:41.166</b>	16	1:41.689	14	1:41.716	15	1:41.745	9	1:42.722	13
15	6	RP Motorsport	ITA	Alessandro Bracalente	ITA			Dallara F312	RP Motorsport	<b>1:41.691</b>	22	1:42.032	21	1:42.167	32	1:42.210	31	1:42.231	26



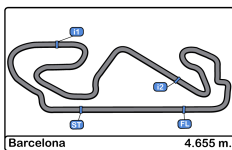


**Circuito de Barcelona**  
**Euroformula Open**  
**Private test - 1**  
**Best 5 Top Speeds**



Cls	Nº	Entrant	Nat	Driver	Nat	Cat	Cls	Chassis	Team	Top 1		Top 2		Top 3		Top 4		Top 5		Avg
										Km/h	Lap	Km/h	Lap	Km/h	Lap	Km/h	Lap	Km/h	Lap	
1	4	RP Motorsport	ITA	Felipe Drugovich	BRA			Dallara F312	RP Motorsport	<b>240.5</b>	16	238.4	15	238.4	25	238.4	26	237.8	23	238.7
2	5	Carlin Motorsport	GBR	Dev Gore	USA	R	1	Dallara F312	Carlin Motorsport	<b>238.4</b>	41	238.4	42	238.4	43	236.8	40	236.3	34	237.6
3	10	RACE	ESP	Bent Viscaal	NLD	R	2	Dallara F312	Teo Martin Motorsport	<b>238.4</b>	38	238.4	39	238.4	41	237.8	9	237.8	10	238.2
4	58	Drivex School	ESP	Javier Gonzalez	MEX	R	3	Dallara F312	Drivex School	<b>238.4</b>	29	237.3	28	235.2	7	234.7	10	234.7	11	236.1
5	77	RP Motorsport	ITA	Guilherme Samaia	BRA			Dallara F312	RP Motorsport	<b>238.4</b>	8	237.3	28	236.8	24	236.8	25	236.3	9	237.1
6	51	RACE	ESP	Aldo Festante	ITA	R	4	Dallara F312	Teo Martin Motorsport	<b>237.8</b>	16	237.3	15	236.8	10	235.8	9	235.8	14	236.7
7	1	RP Motorsport	ITA	David Schumacher	DEU	R	5	Dallara F312	RP Motorsport	<b>237.3</b>	31	236.8	30	236.8	32	236.8	36	235.8	19	236.7
8	3	RP Motorsport	ITA	Kaylen Frederick	USA	R	6	Dallara F312	RP Motorsport	<b>237.3</b>	32	236.8	30	236.8	31	236.8	35	236.8	39	236.9
9	8	Drivex School	ESP	Lukas Dunner	AUT	R	7	Dallara F312	Drivex School	<b>236.8</b>	35	236.3	33	235.8	34	235.2	32	234.7	14	235.8
10	11	Campos Racing	ESP	Brad Benavides	USA	R	8	Dallara F312	Campos Racing	<b>236.8</b>	37	236.3	36	236.3	38	235.8	39	234.7	7	236.0
11	28	Carlin Motorsport	GBR	Cameron Das	USA			Dallara F312	Carlin Motorsport	<b>236.8</b>	38	236.8	39	235.8	37	234.7	15	234.7	28	235.8
12	18	Campos Racing	ESP	Marcos Siebert	ARG			Dallara F312	Campos Racing	<b>236.3</b>	33	234.7	8	234.7	32	234.2	28	233.7	9	234.7
13	6	RP Motorsport	ITA	Alessandro Bracalente	ITA			Dallara F312	RP Motorsport	<b>235.8</b>	34	235.2	27	235.2	32	234.7	31	234.7	33	235.1
14	34	Carlin Motorsport	GBR	Matheus Iorio	BRA			Dallara F312	Carlin Motorsport	<b>235.8</b>	12	235.8	13	235.2	14	233.7	11	233.2	21	234.7
15	22	Drivex School	ESP	Patrick Schott	CHE	R	9	Dallara F312	Drivex School	<b>234.2</b>	6	234.2	31	233.7	29	231.7	7	231.2	27	233.0



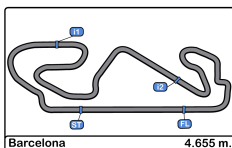


**Circuito de Barcelona**  
**Euroformula Open**  
**Private test - 1**  
**Fastest Laps Sequence**



Lap	Time of Day	Session Time	Nº	Entrant	Nat	Driver	Nat	Cat	Chassis	Team	Time	Km/h
2	9:04:32.171	4:32.171	34	Carlin Motorsport	GBR	Matheus Iorio	BRA		Dallara F312	Carlin Motorsport	<b>1:50.272</b>	151.9
2	9:04:42.298	4:42.298	18	Campos Racing	ESP	Marcos Siebert	ARG		Dallara F312	Campos Racing	<b>1:48.720</b>	154.1
2	9:04:46.136	4:46.136	28	Carlin Motorsport	GBR	Cameron Das	USA		Dallara F312	Carlin Motorsport	<b>1:44.654</b>	160.1
2	9:05:01.177	5:01.177	10	RACE	ESP	Bent Viscaal	NLD	R	Dallara F312	Teo Martin Motorsport	<b>1:43.762</b>	161.5
3	9:06:29.385	6:29.385	28	Carlin Motorsport	GBR	Cameron Das	USA		Dallara F312	Carlin Motorsport	<b>1:43.249</b>	162.3
3	9:06:42.746	6:42.746	10	RACE	ESP	Bent Viscaal	NLD	R	Dallara F312	Teo Martin Motorsport	<b>1:41.569</b>	164.9
4	9:08:23.241	8:23.241	10	RACE	ESP	Bent Viscaal	NLD	R	Dallara F312	Teo Martin Motorsport	<b>1:40.495</b>	166.7
5	9:10:03.226	10:03.226	10	RACE	ESP	Bent Viscaal	NLD	R	Dallara F312	Teo Martin Motorsport	<b>1:39.985</b>	167.6
7	9:30:35.283	30:35.283	4	RP Motorsport	ITA	Felipe Drugovich	BRA		Dallara F312	RP Motorsport	<b>1:39.544</b>	168.3
14	9:42:43.560	42:43.560	28	Carlin Motorsport	GBR	Cameron Das	USA		Dallara F312	Carlin Motorsport	<b>1:39.481</b>	168.4
15	9:54:17.492	54:17.492	4	RP Motorsport	ITA	Felipe Drugovich	BRA		Dallara F312	RP Motorsport	<b>1:39.478</b>	168.4
18	9:54:23.340	54:23.340	10	RACE	ESP	Bent Viscaal	NLD	R	Dallara F312	Teo Martin Motorsport	<b>1:39.258</b>	168.8
20	9:57:46.578	57:46.578	10	RACE	ESP	Bent Viscaal	NLD	R	Dallara F312	Teo Martin Motorsport	<b>1:38.963</b>	169.3
25	10:19:15.718	1:19:15.718	10	RACE	ESP	Bent Viscaal	NLD	R	Dallara F312	Teo Martin Motorsport	<b>1:38.402</b>	170.3





Circuito de Barcelona  
Euroformula Open  
Private test - 1  
Event Best Maximum Speed



Nº	Entrant	Nat	Driver	Nat	Cat	Clas	Chassis	Team	Km/h	Session
4	RP Motorsport	ITA	Felipe Drugovich	BRA			Dallara F312	RP Motorsport	240.5	Private test - 1
77	RP Motorsport	ITA	Guilherme Samaia	BRA			Dallara F312	RP Motorsport	238.4	Private test - 1
10	RACE	ESP	Bent Viscaal	NLD	R	1	Dallara F312	Teo Martin Motorsport	238.4	Private test - 1
5	Carlin Motorsport	GBR	Dev Gore	USA	R	2	Dallara F312	Carlin Motorsport	238.4	Private test - 1
58	Drivex School	ESP	Javier Gonzalez	MEX	R	3	Dallara F312	Drivex School	238.4	Private test - 1
51	RACE	ESP	Aldo Festante	ITA	R	4	Dallara F312	Teo Martin Motorsport	237.8	Private test - 1
3	RP Motorsport	ITA	Kaylen Frederick	USA	R	5	Dallara F312	RP Motorsport	237.3	Private test - 1
1	RP Motorsport	ITA	David Schumacher	DEU	R	6	Dallara F312	RP Motorsport	237.3	Private test - 1
28	Carlin Motorsport	GBR	Cameron Das	USA			Dallara F312	Carlin Motorsport	236.8	Private test - 1
11	Campos Racing	ESP	Brad Benavides	USA	R	7	Dallara F312	Campos Racing	236.8	Private test - 1
8	Drivex School	ESP	Lukas Dunner	AUT	R	8	Dallara F312	Drivex School	236.8	Private test - 1
18	Campos Racing	ESP	Marcos Siebert	ARG			Dallara F312	Campos Racing	236.3	Private test - 1
34	Carlin Motorsport	GBR	Matheus Iorio	BRA			Dallara F312	Carlin Motorsport	235.8	Private test - 1
6	RP Motorsport	ITA	Alessandro Bracalente	ITA			Dallara F312	RP Motorsport	235.8	Private test - 1
22	Drivex School	ESP	Patrick Schott	CHE	R	9	Dallara F312	Drivex School	234.2	Private test - 1





**Circuit de Barcelona**  
Euroformula Open  
Private test - 1  
Pit Stop Analysis



**1** David Schumacher R RP Motorsport  
Dallara F312

Nr.	In Day Time	In Time	Out Time	Pit Time	T. Pit Time	Handicap	Penalty
1	9:10:54.356	9:10:54.356	9:24:00.798	13:06.44	13:06.442		2
2	9:36:01.612	9:36:01.612	9:44:02.138	8:00.526	21:06.968		
3	9:55:52.575	9:55:52.575	10:08:41.963	12:49.38	33:56.356		8
4	10:22:22.920	10:22:22.920	10:55:22.410	32:59.49	1:06:55.8		46
5	11:03:56.417	11:03:56.417	11:10:36.169	6:39.752	1:13:35.5		98
6	11:17:48.106	11:17:48.106	11:23:50.357	6:02.251	1:19:37.8		49
7	11:27:44.248	11:27:44.248	11:49:33.689	21:49.44	1:41:27.2		90

**3** Kaylen Frederick R RP Motorsport  
Dallara F312

Nr.	In Day Time	In Time	Out Time	Pit Time	T. Pit Time	Handicap	Penalty
1	9:08:53.063	9:08:53.063	9:24:13.009	15:19.94	15:19.946		6
2	9:41:53.800	9:41:53.800	9:49:08.378	7:14.578	22:34.524		
3	10:01:13.078	10:01:13.078	10:25:14.249	24:01.17	46:35.695		1
4	10:37:23.864	10:37:23.864	10:41:48.549	4:24.685	51:00.380		
5	10:48:57.171	10:48:57.171	11:21:09.249	32:12.07	1:23:12.4		58
6	11:26:48.961	11:26:48.961	11:46:30.085	19:41.12	1:42:53.5		82

**4** Felipe Drugovich R RP Motorsport  
Dallara F312

Nr.	In Day Time	In Time	Out Time	Pit Time	T. Pit Time	Handicap	Penalty
1	9:06:41.836	9:06:41.836	9:23:47.866	17:06.03	17:06.030		0
2	9:34:04.292	9:34:04.292	9:44:04.905	10:00.61	27:06.643		3
3	10:01:02.877	10:01:02.877	10:43:45.863	42:42.98	1:09:49.6		29

**5** Dev Gore R Carlin Motorsport  
Dallara F312

Nr.	In Day Time	In Time	Out Time	Pit Time	T. Pit Time	Handicap	Penalty
1	9:14:41.748	9:14:41.748	9:32:30.089	17:48.34	17:48.341		1
2	9:55:09.020	9:55:09.020	10:05:08.657	9:59.637	27:47.978		
3	10:15:31.640	10:15:31.640	10:46:14.894	30:43.25	58:31.232		4
4	11:02:16.178	11:02:16.178	11:10:10.142	7:53.964	1:06:25.1		96

**6** Alessandro Bracalente R RP Motorsport  
Dallara F312

Nr.	In Day Time	In Time	Out Time	Pit Time	T. Pit Time	Handicap	Penalty
1	9:06:53.498	9:06:53.498	9:09:49.025	2:55.527	2:55.527		
2	9:14:43.380	9:14:43.380	9:23:57.763	9:14.383	12:09.910		
3	9:40:46.813	9:40:46.813	10:11:06.396	30:19.58	42:29.493		3
4	10:22:00.170	10:22:00.170	10:33:18.382	11:18.21	53:47.705		2
5	10:49:15.389	10:49:15.389	11:11:45.702	22:30.31	1:16:18.0		3

**8** Lukas Dunner R Drivex School  
Dallara F312

Nr.	In Day Time	In Time	Out Time	Pit Time	T. Pit Time	Handicap	Penalty
1	9:15:25.248	9:15:25.248	9:23:58.268	8:33.020	8:33.020		
2	9:39:25.576	9:39:25.576	9:47:42.191	8:16.615	16:49.635		
3	9:58:21.644	9:58:21.644	10:08:43.480	10:21.83	27:11.471		6
4	10:20:48.130	10:20:48.130	11:14:18.347	53:30.21	1:20:41.6		88
5	11:24:36.022	11:24:36.022	11:39:51.290	15:15.26	1:35:56.9		56
6	11:46:59.612	11:46:59.612	11:51:41.644	4:42.032	1:40:38.9		88

**10** Bent Viscaal R Teo Martin Motorsport  
Dallara F312

Nr.	In Day Time	In Time	Out Time	Pit Time	T. Pit Time	Handicap	Penalty
1	9:13:27.978	9:13:27.978	9:24:19.071	10:51.09	10:51.093		3
2	9:38:02.787	9:38:02.787	9:48:57.106	10:54.31	21:45.412		9
3	10:01:14.814	10:01:14.814	10:14:03.035	12:48.22	34:33.633		1
4	10:27:39.294	10:27:39.294	11:04:41.409	37:02.11	1:11:35.7		48
5	11:23:09.161	11:23:09.161	11:25:30.602	2:21.441	1:13:57.1		89
6	11:27:51.582	11:27:51.582	11:53:00.141	25:08.55	1:39:05.7		48

**11** Brad Benavides R Campos Racing  
Dallara F312

Nr.	In Day Time	In Time	Out Time	Pit Time	T. Pit Time	Handicap	Penalty
1	9:06:17.724	9:06:17.724	9:13:35.308	7:17.584	7:17.584		
2	9:15:47.952	9:15:47.952	9:24:03.943	8:15.991	15:33.575		
3	9:36:42.225	9:36:42.225	9:49:55.254	13:13.02	28:46.604		9
4	10:04:03.830	10:04:03.830	10:11:14.577	7:10.747	35:57.351		
5	10:25:25.614	10:25:25.614	10:56:49.509	31:23.89	1:07:21.2		46
6	11:09:44.076	11:09:44.076	11:16:33.147	6:49.071	1:14:10.3		17

**18** Marcos Siebert Campos Racing  
Dallara F312

Nr.	In Day Time	In Time	Out Time	Pit Time	T. Pit Time	Handicap	Penalty
1	9:06:44.503	9:06:44.503	9:12:21.065	5:36.562	5:36.562		
2	9:14:20.729	9:14:20.729	9:23:53.419	9:32.690	15:09.252		
3	9:35:51.982	9:35:51.982	9:46:12.124	10:20.14	25:29.394		2
4	9:54:49.953	9:54:49.953	10:04:02.400	9:12.447	34:41.841		
5	10:17:51.827	10:17:51.827	10:26:11.136	8:19.309	43:01.150		
6	10:36:45.955	10:36:45.955	11:21:35.260	44:49.30	1:27:50.4		55
7	11:27:06.342	11:27:06.342	11:52:21.036	25:14.69	1:53:05.1		49

**22** Patrick Schott R Drivex School  
Dallara F312

Nr.	In Day Time	In Time	Out Time	Pit Time	T. Pit Time	Handicap	Penalty
1	9:12:13.467	9:12:13.467	9:24:08.778	11:55.31	11:55.311		1
2	9:33:10.980	9:33:10.980	9:39:11.316	6:00.336	17:55.647		





**Circuit de Barcelona**  
**Euroformula Open**  
**Private test - 1**  
**Pit Stop Analysis**



3	9:53:16.478	9:53:16.478	10:02:38.198	9:21.720	27:17.367		
4	10:16:32.525	10:16:32.525	10:20:48.481	4:15.956	31:33.323		
5	10:31:42.065	10:31:42.065	11:49:58.679	1:18:16.6	1:49:49.9		
				14	37		

**28** Cameron Das Carlin Motorsport

Dallara F312

Nr.	In Day Time	In Time	Out Time	Pit Time	T. Pit Time	Handicap	Penalty
1	9:15:02.369	9:15:02.369	9:32:35.537	17:33.16	17:33.168		8
2	9:44:29.969	9:44:29.969	9:58:26.881	13:56.91	31:30.080		2
3	10:12:13.617	10:12:13.617	10:39:19.490	27:05.87	58:35.953		3
4	10:56:23.622	10:56:23.622	11:09:44.182	13:20.56	1:11:56.5		13
5	11:19:54.876	11:19:54.876	11:44:59.361	25:04.48	1:37:00.9		98
6	11:46:47.367	11:46:47.367	11:47:07.940	20.573	1:37:21.5		71

**34** Matheus Iorio Carlin Motorsport

Dallara F312

Nr.	In Day Time	In Time	Out Time	Pit Time	T. Pit Time	Handicap	Penalty
1	11:22:11.689	11:22:11.689	11:41:03.777	18:52.08	18:52.088		8

**51** Aldo Festante R Teo Martin Motorsport

Dallara F312

Nr.	In Day Time	In Time	Out Time	Pit Time	T. Pit Time	Handicap	Penalty
1	9:03:55.210	9:03:55.210	9:10:24.500	6:29.290	6:29.290		
2	9:12:37.424	9:12:37.424	9:24:23.044	11:45.62	18:14.910		0
3	9:30:13.343	9:30:13.343	9:39:32.064	9:18.721	27:33.631		
4	9:41:35.166	9:41:35.166	10:41:28.498	59:53.33	1:27:26.9		63
5	10:48:40.082	10:48:40.082	11:05:35.980	16:55.89	1:44:22.8		61

**58** Javier Gonzalez R Drivex School

Dallara F312

Nr.	In Day Time	In Time	Out Time	Pit Time	T. Pit Time	Handicap	Penalty
1	9:12:21.171	9:12:21.171	9:24:13.078	11:51.90	11:51.907		7
2	9:36:29.169	9:36:29.169	9:50:27.857	13:58.68	25:50.595		8
3	10:02:31.018	10:02:31.018	10:11:08.588	8:37.570	34:28.165		
4	10:23:51.613	10:23:51.613	11:13:43.325	49:51.71	1:24:19.8		77
5	11:20:47.481	11:20:47.481	11:24:19.921	3:32.440	1:27:52.3		17
6	11:28:32.632	11:28:32.632	11:49:45.669	21:13.03	1:49:05.3		54

**77** Guilherme Samaia RP Motorsport

Dallara F312

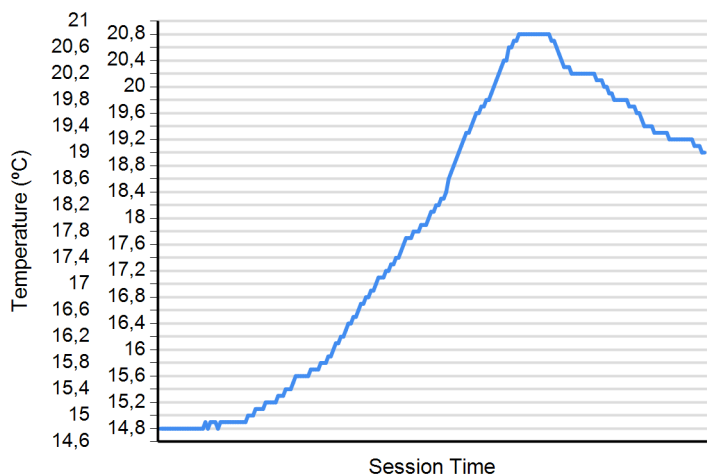
Nr.	In Day Time	In Time	Out Time	Pit Time	T. Pit Time	Handicap	Penalty
1	9:09:02.124	9:09:02.124	9:23:56.636	14:54.51	14:54.512		2
2	9:39:41.111	9:39:41.111	9:49:34.755	9:53.644	24:48.156		
3	10:03:35.338	10:03:35.338	10:43:54.726	40:19.38	1:05:07.5		44



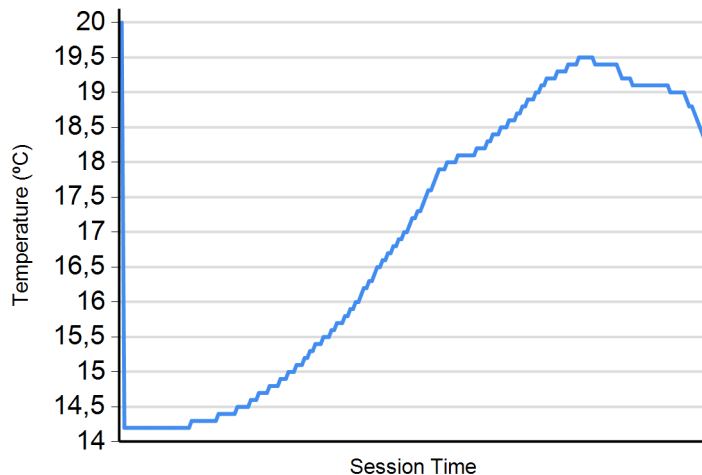




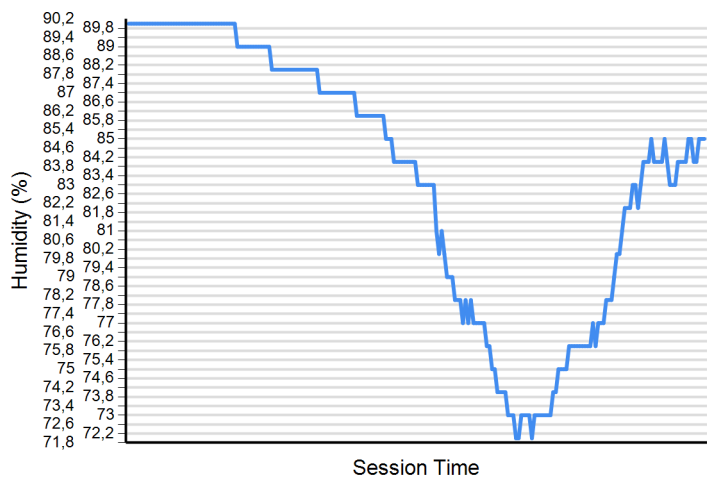
**Air Temperature**



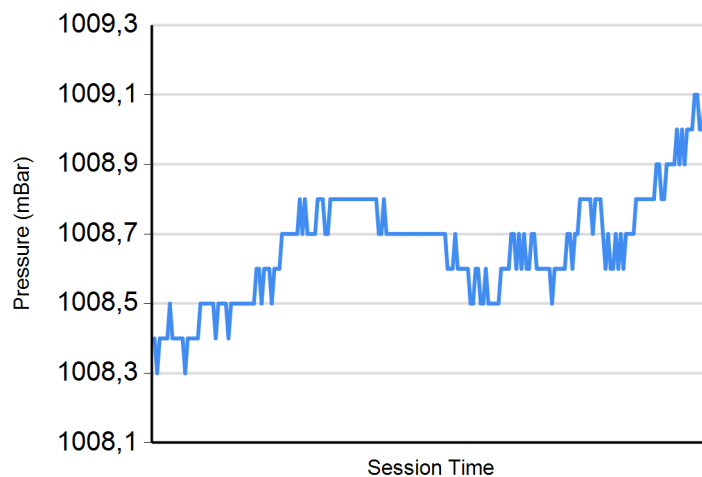
**Track Temperature**



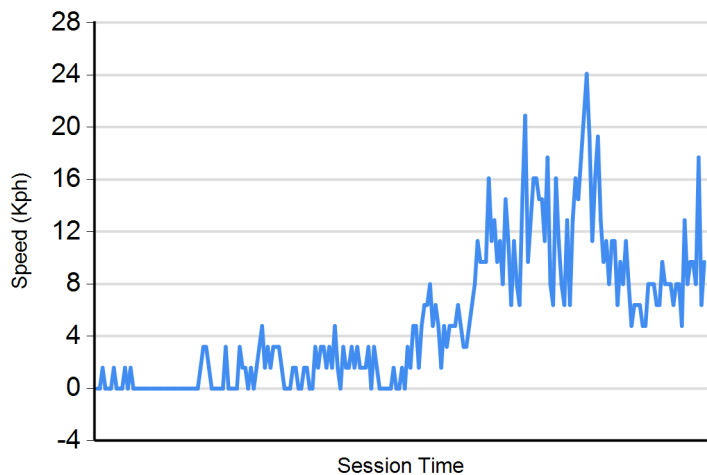
**Humidity**



**Pressure**



**Wind Speed**



**Wind direction**

North = 0°/360° Est = 90° South = 180° West = 270°

