

Circuito de Barcelona
Euroformula Open
Private test - 3
Provisional Results



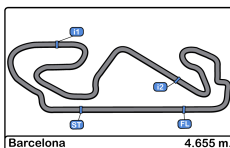
Clas	Nº	Entrant	Nat	Driver	Nat	Cat	Clas	Chassis	Team	Laps	Best	Time	Gap	Interval	Km/h
1	10	RACE	ESP	Bent Viscaal	NLD	R	1	Dallara F312	Teo Martin Motorsport	14	9	1:38.568			170.0
2	18	Campos Racing	ESP	Marcos Siebert	ARG			Dallara F312	Campos Racing	15	13	1:39.186	0.618	0.618	168.9
3	58	Drivex School	ESP	Javier Gonzalez	MEX	R	2	Dallara F312	Drivex School	16	10	1:39.274	0.706	0.088	168.8
4	4	RP Motorsport	ITA	Felipe Drugovich	BRA			Dallara F312	RP Motorsport	18	12	1:39.397	0.829	0.123	168.5
5	34	Carlin Motorsport	GBR	Matheus Iorio	BRA			Dallara F312	Carlin Motorsport	14	10	1:39.495	0.927	0.098	168.4
6	1	RP Motorsport	ITA	David Schumacher	DEU	R	3	Dallara F312	RP Motorsport	17	11	1:39.759	1.191	0.264	167.9
7	8	Drivex School	ESP	Lukas Dunner	AUT	R	4	Dallara F312	Drivex School	12	9	1:39.813	1.245	0.054	167.8
8	28	Carlin Motorsport	GBR	Cameron Das	USA			Dallara F312	Carlin Motorsport	15	12	1:39.941	1.373	0.128	167.6
9	22	Drivex School	ESP	Patrick Schott	CHE	R	5	Dallara F312	Drivex School	13	9	1:40.513	1.945	0.572	166.7
10	3	RP Motorsport	ITA	Kaylen Frederick	USA	R	6	Dallara F312	RP Motorsport	17	10	1:40.812	2.244	0.299	166.2
11	11	Campos Racing	ESP	Brad Benavides	USA	R	7	Dallara F312	Campos Racing	12	9	1:40.926	2.358	0.114	166.0
12	51	RACE	ESP	Aldo Festante	ITA	R	8	Dallara F312	Teo Martin Motorsport	15	13	1:41.030	2.462	0.104	165.8
13	77	RP Motorsport	ITA	Guilherme Samaia	BRA			Dallara F312	RP Motorsport	17	7	1:41.127	2.559	0.097	165.7
14	5	Carlin Motorsport	GBR	Dev Gore	USA	R	9	Dallara F312	Carlin Motorsport	11	7	1:41.298	2.730	0.171	165.4
15	6	RP Motorsport	ITA	Alessandro Bracalente	ITA			Dallara F312	RP Motorsport	11	4	1:42.613	4.045	1.315	163.3

Published at:.....

Track Temp: 17.8 °C Air Temp: 20.2 °C Humidity: 75 % Track Status: DRY

Stewards:	Race Director:	Timekeeper: 
------------------	-----------------------	---





Circuito de Barcelona
Euroformula Open
Private test - 3
Provisional Results by Class



Clas	Nº	Entrant	Nat	Driver	Nat	Cat	Clas	Chassis	Team	Laps	Best	Time	Gap	Interval	Km/h
1	18	Campos Racing	ESP	Marcos Siebert	ARG			Dallara F312	Campos Racing	15	13	1:39.186			168.9
2	4	RP Motorsport	ITA	Felipe Drugovich	BRA			Dallara F312	RP Motorsport	18	12	1:39.397	0.211	0.211	168.5
3	34	Carlin Motorsport	GBR	Matheus Iorio	BRA			Dallara F312	Carlin Motorsport	14	10	1:39.495	0.309	0.098	168.4
4	28	Carlin Motorsport	GBR	Cameron Das	USA			Dallara F312	Carlin Motorsport	15	12	1:39.941	0.755	0.446	167.6
5	77	RP Motorsport	ITA	Guilherme Samaia	BRA			Dallara F312	RP Motorsport	17	7	1:41.127	1.941	1.186	165.7
6	6	RP Motorsport	ITA	Alessandro Bracalente	ITA			Dallara F312	RP Motorsport	11	4	1:42.613	3.427	1.486	163.3
Rookie															
1	10	RACE	ESP	Bent Viscaal	NLD	R	1	Dallara F312	Teo Martin Motorsport	14	9	1:38.568			170.0
2	58	Drivex School	ESP	Javier Gonzalez	MEX	R	2	Dallara F312	Drivex School	16	10	1:39.274	0.706	0.706	168.8
3	1	RP Motorsport	ITA	David Schumacher	DEU	R	3	Dallara F312	RP Motorsport	17	11	1:39.759	1.191	0.485	167.9
4	8	Drivex School	ESP	Lukas Dunner	AUT	R	4	Dallara F312	Drivex School	12	9	1:39.813	1.245	0.054	167.8
5	22	Drivex School	ESP	Patrick Schott	CHE	R	5	Dallara F312	Drivex School	13	9	1:40.513	1.945	0.700	166.7
6	3	RP Motorsport	ITA	Kaylen Frederick	USA	R	6	Dallara F312	RP Motorsport	17	10	1:40.812	2.244	0.299	166.2
7	11	Campos Racing	ESP	Brad Benavides	USA	R	7	Dallara F312	Campos Racing	12	9	1:40.926	2.358	0.114	166.0
8	51	RACE	ESP	Aldo Festante	ITA	R	8	Dallara F312	Teo Martin Motorsport	15	13	1:41.030	2.462	0.104	165.8
9	5	Carlin Motorsport	GBR	Dev Gore	USA	R	9	Dallara F312	Carlin Motorsport	11	7	1:41.298	2.730	0.268	165.4

Published at:.....

Track Temp: 17.8 °C Air Temp: 20.2 °C Humidity: 75 % Track Status: DRY

Stewards:	Race Director:	Timekeeper:





Circuit de Barcelona
Euroformula Open
Private test - 3
Lap Analysis



1 David Schumacher R Dallara F312 **4** Felipe Drugovich Dallara F312
 RP Motorsport RP Motorsport

Lap D	Time	Sector 1	Sector 2	Sector 3	T. Spd	Elapsed	Lap D	Time	Sector 1	Sector 2	Sector 3	T. Spd	Elapsed
1	16:22:18.828	16:20:59.394	43.506	35.928	169.8	16:22:18.828	1	16:22:19.315	16:21:00.375	43.791	35.149	127.0	16:22:19.315
2	1:45.254	29.951	42.214	33.089	231.2	16:24:04.082	2	1:43.392	30.080	40.097	33.215	241.0	16:24:02.707
3	1:41.710	29.378	39.469	32.863	235.2	16:25:45.792	3	1:40.978	29.465	38.863	32.650	236.8	16:25:43.685
4	1:46.534 P	29.952	39.480	37.102	239.4	16:27:32.326	4	1:40.124	29.009	38.544	32.571	238.9	16:27:23.809
5	4:32.137	3:18.639	40.534	32.964	177.6	16:32:04.463	5	1:39.800	28.940	38.350	32.510	238.4	16:29:03.609
6	1:40.230	29.305	38.329	32.596	232.2	16:33:44.693	6	1:47.316 P	29.290	39.740	38.286	238.9	16:30:50.925
7	1:40.012	29.284	38.284	32.444	234.2	16:35:24.705	7	3:05.316	1:51.002	40.573	33.741	169.0	16:33:56.241
8	1:51.842 P	29.076	38.392	44.374	234.7	16:37:16.547	8	1:40.581	29.213	38.556	32.812	236.8	16:35:36.822
9	8:52.631	7:36.880	41.638	34.113	144.9	16:46:09.178	9	1:49.072 P	29.328	38.998	40.746	237.8	16:37:25.894
10	1:41.372	29.693	39.053	32.626	231.7	16:47:50.550	10	8:50.790	7:33.342	43.715	33.733	139.7	16:46:16.684
11	1:39.759	29.043	38.360	32.356	235.8	16:49:30.309	11	1:42.747	29.699	39.063	33.985	236.3	16:47:59.431
12	1:50.230 P	28.975	40.245	41.010	236.8	16:51:20.539	12	1:39.397	28.815	38.297	32.285	240.5	16:49:38.828
13	8:24.998	7:08.496	42.283	34.219	160.7	16:59:45.537	13	1:55.056 P	28.651	39.625	46.780	242.1	16:51:33.884
14	1:41.001	29.683	38.961	32.357	233.2	17:01:26.538	14	8:42.821	7:28.558	41.371	32.892	129.0	17:00:16.705
15	1:47.264 P	29.581	38.521	39.162	235.8	17:03:13.802	15	1:42.376	29.489	39.252	33.635	224.5	17:01:59.081
16	8:38.551	7:26.879	38.988	32.684	183.0	17:11:52.353	16	1:57.030 P	30.003	43.103	43.924	238.9	17:03:56.111
17	1:49.630 P	29.610	40.119	39.901	238.4	17:13:41.983	17	7:50.023	6:38.405	39.297	32.321	170.8	17:11:46.134

3 Kaylen Frederick R Dallara F312 **5** Dev Gore R Dallara F312
 RP Motorsport Carlin Motorsport

Lap D	Time	Sector 1	Sector 2	Sector 3	T. Spd	Elapsed	Lap D	Time	Sector 1	Sector 2	Sector 3	T. Spd	Elapsed
1	16:22:30.925	16:21:02.111	43.086	45.728	141.9	16:22:30.925	1	16:22:22.741	16:21:05.040	43.016	34.685	132.6	16:22:22.741
2	1:52.740	31.813	47.108	33.819	233.7	16:24:23.665	2	1:43.565	30.156	40.244	33.165	232.7	16:24:06.306
3	1:43.450	29.910	40.194	33.346	235.2	16:26:07.115	3	1:42.777	29.741	39.797	33.239	236.3	16:25:49.083
4	1:41.905	29.351	39.164	33.390	236.3	16:27:49.020	4	1:41.707	29.572	39.063	33.072	238.4	16:27:30.790
5	1:42.689	29.424	39.935	33.330	236.8	16:29:31.709	5	1:49.751	29.387	46.913	33.451	238.9	16:29:20.541
6	2:01.381 P	29.153	48.184	44.044	238.4	16:31:33.090	6	1:44.895	29.621	41.990	33.284	234.7	16:31:05.436
7	5:41.953 P	4:06.193	46.538	49.222	112.1	16:37:15.043	7	1:41.298	29.272	38.987	33.039	235.2	16:32:46.734
8	8:58.154	7:38.679	41.757	37.718	172.5	16:46:13.197	8	1:41.659	29.409	39.108	33.142	234.2	16:34:28.393
9	1:43.150	30.539	39.580	33.031	234.7	16:47:56.347	9	1:41.662	29.401	39.085	33.176	234.7	16:36:10.055
10	1:40.812	29.174	38.811	32.827	239.4	16:49:37.159	10	26:20.484	24:57.205	44.672	38.607	149.7	17:02:30.539
11	1:55.322 P	28.854	40.114	46.354	240.0	16:51:32.481	11	2:00.364 P	29.880	44.401	46.083	235.2	17:04:30.903
12	7:27.198	6:06.073	44.997	36.128	147.9	16:58:59.679							
13	1:43.334	29.796	39.721	33.817	236.3	17:00:43.013							
14	1:40.841	29.195	38.908	32.738	238.4	17:02:23.854							
15	1:56.670 P	29.033	45.404	42.233	240.0	17:04:20.524							
16	7:27.911	6:15.014	39.630	33.267	185.5	17:11:48.435							
17	1:45.861 P	28.838	38.543	38.480	241.0	17:13:34.296							

6 Alessandro Bracalente Dallara F312
 RP Motorsport

Lap D	Time	Sector 1	Sector 2	Sector 3	T. Spd	Elapsed
1	16:22:14.314	16:20:50.370	46.787	37.157	160.0	16:22:14.314
2	1:48.321	31.538	41.482	35.301	224.0	16:24:02.635
3	1:44.917	30.414	41.117	33.386	233.2	16:25:47.552
4	1:42.613	29.867	39.152	33.594	234.7	16:27:30.165
5	2:35.279 P	29.641	1:24.415	41.223	232.2	16:30:05.444
6	16:13.766	14:52.742	45.787	35.237	133.8	16:46:19.210
7	1:43.673	30.495	39.912	33.266	234.2	16:48:02.883
8	1:50.403	30.205	39.351	40.847	237.8	16:49:53.286
9	1:54.014 P	29.847	39.599	44.568	235.8	16:51:47.300
10	7:59.149	6:35.735	45.933	37.481	121.7	16:59:46.449
11	1:43.355	30.191	39.617	33.547	235.8	17:01:29.804
12		6:51.638			234.7	





Circuit de Barcelona
Euroformula Open
Private test - 3
Lap Analysis



8

Lukas Dunner

R

Dallara F312

18

Marcos Siebert

Dallara F312

Drivex School

Campos Racing

Lap	D	Time	Sector 1	Sector 2	Sector 3	T. Spd	Elapsed
1		16:24:14.317	16:23:00.389	40.646	33.282		16:24:14.317
2		1:49.528	29.676	45.879	33.973	235.2	16:26:03.845
3		1:40.871	29.316	38.700	32.855	235.2	16:27:44.716
4		3:22.194	2:10.375	39.019	32.800	235.8	16:31:06.910
5		1:40.655	29.194	38.709	32.752	237.3	16:32:47.565
6		1:46.877 P	29.112	40.182	37.583	238.4	16:34:34.442
7		11:46.344	10:29.546		12:23.927	154.7	16:46:20.786
8		1:54.605	29.839	47.501	37.265	227.8	16:48:15.391
9		1:39.813	29.074	38.454	32.285	236.8	16:49:55.204
10		1:55.336 P	28.872	41.666	44.798	238.4	16:51:50.540
11		10:47.184	7:36.986	2:35.159	35.039	143.6	17:02:37.724
12		2:00.835 P	29.094	49.001	42.740	235.8	17:04:38.559

10

Bent Viscaal

R

Dallara F312

Teo Martin Motorsport

Lap	D	Time	Sector 1	Sector 2	Sector 3	T. Spd	Elapsed
1		16:22:42.175	16:21:25.127	42.819	34.229	111.2	16:22:42.175
2		1:51.956	29.936	44.329	37.691	225.0	16:24:34.131
3		1:40.899	29.430	38.914	32.555	234.2	16:26:15.030
4		1:40.207	29.053	38.520	32.634	235.2	16:27:55.237
5		1:40.347	28.997	38.509	32.841	235.8	16:29:35.584
6		1:48.950 P	28.995	38.440	41.515	236.8	16:31:24.534
7		15:16.125	13:59.513	41.918	34.694	171.1	16:46:40.659
8		1:45.424	29.854	41.811	33.759	227.3	16:48:26.083
9		1:38.568	28.622	37.972	31.974	237.3	16:50:04.651
10		1:55.844 P	30.213	44.023	41.608	237.3	16:52:00.495
11		6:30.132	5:18.752	39.072	32.308	184.3	16:58:30.627
12		1:40.959	30.019	38.793	32.147	236.8	17:00:11.586
13		1:40.205	28.727	39.347	32.131	237.8	17:01:51.791
14		1:51.300 P	29.073	38.658	43.569	238.9	17:03:43.091

11

Brad Benavides

R

Dallara F312

Campos Racing

Lap	D	Time	Sector 1	Sector 2	Sector 3	T. Spd	Elapsed
1		16:22:25.456	16:21:05.333	44.100	36.023	136.3	16:22:25.456
2		1:50.963	32.013	44.910	34.040	234.7	16:24:16.419
3		1:42.734	29.631	39.871	33.232	243.2	16:25:59.153
4		1:41.864	29.321	39.295	33.248	238.4	16:27:41.017
5		1:47.203	29.347	39.607	38.249	235.2	16:29:28.220
6		1:52.948 P	30.264	39.953	42.731	235.8	16:31:21.168
7		15:25.774	14:08.006	44.021	33.747	156.5	16:46:46.942
8		1:43.412	29.848	40.308	33.256	230.7	16:48:30.354
9		1:40.926	29.190	38.972	32.764	235.2	16:50:11.280
10		1:50.252 P	29.154	39.609	41.489	235.2	16:52:01.532
11		8:16.275	7:01.701	41.501	33.073	125.1	17:00:17.807
12		1:43.499	29.303	40.905	33.291	236.8	17:02:01.306
13			5:30.665			235.8	

22

Patrick Schott

R

Dallara F312

Drivex School

Lap	D	Time	Sector 1	Sector 2	Sector 3	T. Spd	Elapsed
1		16:22:25.744	16:21:08.373	42.688	34.683	175.3	16:22:25.744
2		1:51.100	35.161	41.956	33.983	230.7	16:24:16.844
3		1:51.992	29.426	48.284	34.282	232.7	16:26:08.836
4		1:41.798	29.501	39.123	33.174	235.8	16:27:50.634
5		1:41.473	29.328	38.990	33.155	235.2	16:29:32.107
6		1:50.692 P	29.117	40.055	41.520	233.2	16:31:22.799
7		15:04.619	13:44.600	45.094	34.925	141.1	16:46:27.418
8		1:41.990	29.837	39.202	32.951	230.7	16:48:09.408
9		1:40.513	29.127	38.660	32.726	234.7	16:49:49.921
10		1:54.987 P	29.177	40.121	45.689	233.7	16:51:44.908
11		9:01.124	7:37.944	44.349	38.831	151.4	17:00:46.032
12		1:41.846	29.748	38.851	33.247	233.7	17:02:27.878
13		1:53.517 P	29.788	42.273	41.456	236.8	17:04:21.395

28

Cameron Das

Dallara F312

Carlin Motorsport

Lap	D	Time	Sector 1	Sector 2	Sector 3	T. Spd	Elapsed
1		16:22:56.413	16:21:41.258	41.307	33.848	177.0	16:22:56.413
2		1:41.536	29.392	39.373	32.771	231.2	16:24:37.949
3		1:40.381	29.168	38.577	32.636	235.8	16:26:18.330
4		1:40.104	28.997	38.415	32.692	236.8	16:27:58.434
5		1:40.238	29.068	38.498	32.672	236.8	16:29:38.672
6		1:40.696	29.065	38.661	32.970	237.8	16:31:19.368
7		1:41.011	29.006	38.997	33.008	238.4	16:33:00.379
8		1:45.752	29.123	38.807	37.822	238.4	16:34:46.131
9		1:40.989	29.225	38.833	32.931	234.2	16:36:27.120
10		1:49.889 P	31.330	39.910	38.649	235.8	16:38:17.009
11		9:19.638	7:58.228	46.242	35.168	179.1	16:47:36.647
12		1:39.941	29.408	38.464	32.069	235.8	16:49:16.588
13		6:48.007 P	28.843	5:40.279	38.885	238.4	16:56:04.595
14		5:50.800	4:35.898	42.042	32.860	171.4	17:01:55.395
15		1:48.589 P	29.092	38.626	40.871	235.2	17:03:43.984





Circuit de Barcelona
Euroformula Open
Private test - 3
Lap Analysis



34

Matheus Iorio

Dallara F312

77

Guilherme Samaia

Dallara F312

Carlin Motorsport

RP Motorsport

Lap	D	Time	Sector 1	Sector 2	Sector 3	T. Spd	Elapsed	Lap	D	Time	Sector 1	Sector 2	Sector 3	T. Spd	Elapsed
1		16:22:16.517	16:20:56.560	44.601	35.356	146.9	16:22:16.517	1		16:22:24.938	16:21:07.007	42.432	35.499	165.8	16:22:24.938
2		1:45.025	30.204	40.838	33.983	231.7	16:24:01.542	2		1:51.122	32.999	43.542	34.581	234.2	16:24:16.060
3		1:43.362	29.443	40.303	33.616	234.7	16:25:44.904	3		1:42.460	29.499	39.639	33.322	237.3	16:25:58.520
4		1:40.985	29.146	38.872	32.967	237.3	16:27:25.889	4		1:41.977	29.240	39.140	33.597	236.3	16:27:40.497
5		1:41.047	29.148	38.883	33.016	235.8	16:29:06.936	5		1:46.562	31.064	39.451	36.047	235.8	16:29:27.059
6		1:41.145	29.145	38.793	33.207	235.8	16:30:48.081	6		1:51.316	30.591	42.258	38.467	239.4	16:31:18.375
7		1:52.114 P	30.261	40.775	41.078	235.2	16:32:40.195	7		1:41.127	29.206	38.917	33.004	235.2	16:32:59.502
8		14:19.681	13:02.694	42.702	34.285	149.3	16:46:59.876	8		1:48.503 P	29.292	38.831	40.380	235.2	16:34:48.005
9		1:43.832	30.100	40.751	32.981	227.3	16:48:43.708	9		11:31.408	10:15.442	41.624	34.342	147.5	16:46:19.413
10		1:39.495	28.906	38.281	32.308	237.3	16:50:23.203	10		1:41.574	29.362	39.008	33.204	237.8	16:48:00.987
11		2:00.715 P	30.576	46.668	43.471	229.2	16:52:23.918	11		1:41.132	29.282	38.847	33.003	239.4	16:49:42.119
12		6:53.774	5:41.358	39.421	32.995	183.3	16:59:17.692	12		1:54.448 P	29.248	40.002	45.198	238.4	16:51:36.567
13		1:44.253 P	29.074	38.451	36.728	236.3	17:01:01.945	13		8:26.329	7:07.836	43.263	35.230	166.1	17:00:02.896
14		3:47.216 P	2:15.497	44.445	47.274	170.6	17:04:49.161	14		1:41.867	29.699	39.338	32.830	234.2	17:01:44.763

51

Aldo Festante

R

Dallara F312

Teo Martin Motorsport

Lap	D	Time	Sector 1	Sector 2	Sector 3	T. Spd	Elapsed
1		16:24:40.335	16:23:20.406	45.359	34.570	156.7	16:24:40.335
2		1:42.316	29.813	39.747	32.756	234.2	16:26:22.651
3		1:48.038	29.246	44.762	34.030	235.2	16:28:10.689
4		1:42.856	29.241	40.742	32.873	236.3	16:29:53.545
5		1:41.186	29.091	39.151	32.944	235.8	16:31:34.731
6		1:41.388	29.267	39.076	33.045	234.7	16:33:16.119
7		1:41.688	29.395	38.968	33.325	234.2	16:34:57.807
8		1:55.501 P	30.424	42.116	42.961	234.2	16:36:53.308
9		10:25.143	8:59.922	48.445	36.776	161.4	16:47:18.451
10		1:43.823	30.327	40.682	32.814	234.7	16:49:02.274
11		1:47.139 P	29.134	38.913	39.092	237.3	16:50:49.413
12		8:14.116	7:01.513	39.831	32.772	184.3	16:59:03.529
13		1:41.030	29.260	38.771	32.999	237.8	17:00:44.559
14		1:41.559	29.115	38.794	33.650	236.8	17:02:26.118
15		1:50.810 P	29.135	43.175	38.500	237.8	17:04:16.928

58

Javier Gonzalez

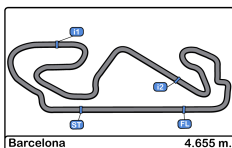
R

Dallara F312

Drivex School

Lap	D	Time	Sector 1	Sector 2	Sector 3	T. Spd	Elapsed
1		16:22:14.485	16:20:54.050	44.143	36.292	168.2	16:22:14.485
2		1:42.705	29.733	39.590	33.382	230.2	16:23:57.190
3		1:41.252	29.303	38.918	33.031	234.7	16:25:38.442
4		1:40.529	29.149	38.677	32.703	235.2	16:27:18.971
5		1:40.313	29.014	38.473	32.826	234.7	16:28:59.284
6		1:57.363	35.531	46.564	35.268	234.7	16:30:56.647
7		1:46.375 P	29.195	38.715	38.465	234.2	16:32:43.022
8		14:08.744	12:47.283	45.419	36.042	149.1	16:46:51.766
9		1:44.479	30.812	40.639	33.028	219.5	16:48:36.245
10		1:39.274	28.848	38.339	32.087	236.8	16:50:15.519
11		1:57.717 P	32.792	45.227	39.698	232.2	16:52:13.236
12		6:34.331	5:13.347	45.279	35.705	159.2	16:58:47.567
13		1:45.317	31.945	40.234	33.138	200.7	17:00:32.884
14		1:39.512	28.814	38.265	32.433	236.3	17:02:12.396
15		1:57.127 P	28.825	45.182	43.120	237.8	17:04:09.523
16		8:24.746 P	6:58.198	42.717	43.831	165.3	17:12:34.269





Circuito de Barcelona
Euroformula Open
Private test - 3
Best Sectors Results



Sector - 1				Sector - 2				Sector - 3				Ideal Lap vs Best Lap				
Clas	Nº	Driver	Time	Nº	Driver	Time	Nº	Driver	Time	Clas	Nº	Driver	Ideal Lap	Best Lap	Clas	
1	10	Bent Viscaal	28.622	10	Bent Viscaal	37.972	10	Bent Viscaal	31.974	1	10	Bent Viscaal	1:38.568	1:38.568	1	
2	4	Felipe Drugovich	28.651	18	Marcos Siebert	38.021	28	Cameron Das	32.069	2	4	Felipe Drugovich	1:38.979	1:39.397	4	
3	58	Javier Gonzalez	28.814	4	Felipe Drugovich	38.043	58	Javier Gonzalez	32.087	3	18	Marcos Siebert	1:39.023	1:39.186	2	
4	3	Kaylen Frederick	28.838	58	Javier Gonzalez	38.265	18	Marcos Siebert	32.154	4	58	Javier Gonzalez	1:39.166	1:39.274	3	
5	28	Cameron Das	28.843	34	Matheus Iorio	38.281	4	Felipe Drugovich	32.285	5	28	Cameron Das	1:39.327	1:39.941	8	
6	18	Marcos Siebert	28.848	1	David Schumacher	38.284	8	Lukas Dunner	32.285	6	34	Matheus Iorio	1:39.495	1:39.495	5	
7	8	Lukas Dunner	28.872	28	Cameron Das	38.415	34	Matheus Iorio	32.308	7	8	Lukas Dunner	1:39.611	1:39.813	7	
8	34	Matheus Iorio	28.906	8	Lukas Dunner	38.454	1	David Schumacher	32.356	8	1	David Schumacher	1:39.615	1:39.759	6	
9	77	Guilherme Samaia	28.959	3	Kaylen Frederick	38.543	22	Patrick Schott	32.726	9	3	Kaylen Frederick	1:40.119	1:40.812	10	
10	1	David Schumacher	28.975	77	Guilherme Samaia	38.569	3	Kaylen Frederick	32.738	10	77	Guilherme Samaia	1:40.358	1:41.127	13	
11	51	Aldo Festante	29.091	22	Patrick Schott	38.660	51	Aldo Festante	32.756	11	22	Patrick Schott	1:40.503	1:40.513	9	
12	22	Patrick Schott	29.117	51	Aldo Festante	38.771	11	Brad Benavides	32.764	12	51	Aldo Festante	1:40.618	1:41.030	12	
13	11	Brad Benavides	29.154	11	Brad Benavides	38.972	77	Guilherme Samaia	32.830	13	11	Brad Benavides	1:40.890	1:40.926	11	
14	5	Dev Gore	29.272	5	Dev Gore	38.987	5	Dev Gore	33.039	14	5	Dev Gore	1:41.298	1:41.298	14	
15	6	Alessandro Bracalente	29.641	6	Alessandro Bracalente	39.152	6	Alessandro Bracalente	33.266	15	6	Alessandro Bracalente	1:42.059	1:42.613	15	



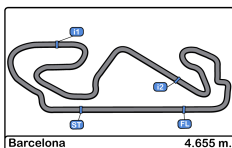


Circuito de Barcelona
Euroformula Open
Private test - 3
Best 5 Lap Times



Cls	Nº	Entrant	Nat	Driver	Nat	Cat	Cls	Chassis	Team	Best 1		Best 2		Best 3		Best 4		Best 5	
										Time	Lap	Time	Lap	Time	Lap	Time	Lap	Time	Lap
1	10	RACE	ESP	Bent Viscaal	NLD	R	1	Dallara F312	Teo Martin Motorsport	1:38.568	9	1:40.205	13	1:40.207	4	1:40.347	5	1:40.899	3
2	18	Campos Racing	ESP	Marcos Siebert	ARG			Dallara F312	Campos Racing	1:39.186	13	1:39.330	14	1:40.333	6	1:40.586	9	1:40.592	3
3	58	Drivex School	ESP	Javier Gonzalez	MEX	R	2	Dallara F312	Drivex School	1:39.274	10	1:39.512	14	1:40.313	5	1:40.529	4	1:41.252	3
4	4	RP Motorsport	ITA	Felipe Drugovich	BRA			Dallara F312	RP Motorsport	1:39.397	12	1:39.800	5	1:40.124	4	1:40.581	8	1:40.978	3
5	34	Carlin Motorsport	GBR	Matheus Iorio	BRA			Dallara F312	Carlin Motorsport	1:39.495	10	1:40.985	4	1:41.047	5	1:41.145	6	1:43.362	3
6	1	RP Motorsport	ITA	David Schumacher	DEU	R	3	Dallara F312	RP Motorsport	1:39.759	11	1:40.012	7	1:40.230	6	1:41.001	14	1:41.372	10
7	8	Drivex School	ESP	Lukas Dunner	AUT	R	4	Dallara F312	Drivex School	1:39.813	9	1:40.655	5	1:40.871	3	1:46.877	6	1:49.528	2
8	28	Carlin Motorsport	GBR	Cameron Das	USA			Dallara F312	Carlin Motorsport	1:39.941	12	1:40.104	4	1:40.238	5	1:40.381	3	1:40.696	6
9	22	Drivex School	ESP	Patrick Schott	CHE	R	5	Dallara F312	Drivex School	1:40.513	9	1:41.473	5	1:41.798	4	1:41.846	12	1:41.990	8
10	3	RP Motorsport	ITA	Kaylen Frederick	USA	R	6	Dallara F312	RP Motorsport	1:40.812	10	1:40.841	14	1:41.905	4	1:42.689	5	1:43.150	9
11	11	Campos Racing	ESP	Brad Benavides	USA	R	7	Dallara F312	Campos Racing	1:40.926	9	1:41.864	4	1:42.734	3	1:43.412	8	1:43.499	12
12	51	RACE	ESP	Aldo Festante	ITA	R	8	Dallara F312	Teo Martin Motorsport	1:41.030	13	1:41.186	5	1:41.388	6	1:41.559	14	1:41.688	7
13	77	RP Motorsport	ITA	Guilherme Samaia	BRA			Dallara F312	RP Motorsport	1:41.127	7	1:41.132	11	1:41.574	10	1:41.867	14	1:41.977	4
14	5	Carlin Motorsport	GBR	Dev Gore	USA	R	9	Dallara F312	Carlin Motorsport	1:41.298	7	1:41.659	8	1:41.662	9	1:41.707	4	1:42.777	3
15	6	RP Motorsport	ITA	Alessandro Bracalente	ITA			Dallara F312	RP Motorsport	1:42.613	4	1:43.355	11	1:43.673	7	1:44.917	3	1:48.321	2





Circuito de Barcelona
Euroformula Open
Private test - 3
Best 5 Top Speeds



Cls	Nº	Entrant	Nat	Driver	Nat	Cat	Cls	Chassis	Team	Top 1		Top 2		Top 3		Top 4		Top 5		Avg
										Km/h	Lap	Km/h	Lap	Km/h	Lap	Km/h	Lap	Km/h	Lap	
1	11	Campos Racing	ESP	Brad Benavides	USA	R	1	Dallara F312	Campos Racing	243.2	3	238.4	4	236.8	12	235.8	6	235.8	13	238.0
2	4	RP Motorsport	ITA	Felipe Drugovich	BRA			Dallara F312	RP Motorsport	242.1	13	241.0	2	240.5	12	240.0	18	238.9	4	240.5
3	3	RP Motorsport	ITA	Kaylen Frederick	USA	R	2	Dallara F312	RP Motorsport	241.0	17	240.0	11	240.0	15	239.4	10	238.4	6	239.7
4	77	RP Motorsport	ITA	Guilherme Samaia	BRA			Dallara F312	RP Motorsport	240.5	17	239.4	6	239.4	11	238.4	12	237.8	10	239.1
5	1	RP Motorsport	ITA	David Schumacher	DEU	R	3	Dallara F312	RP Motorsport	239.4	4	238.4	17	236.8	12	235.8	11	235.8	15	237.2
6	5	Carlin Motorsport	GBR	Dev Gore	USA	R	4	Dallara F312	Carlin Motorsport	238.9	5	238.4	4	236.3	3	235.8	10	235.2	7	236.9
7	10	RACE	ESP	Bent Viscaal	NLD	R	5	Dallara F312	Teo Martin Motorsport	238.9	14	237.8	13	237.3	9	237.3	10	236.8	6	237.6
8	8	Drivex School	ESP	Lukas Dunner	AUT	R	6	Dallara F312	Drivex School	238.4	6	238.4	10	237.3	5	236.8	9	235.8	4	237.3
9	18	Campos Racing	ESP	Marcos Siebert	ARG			Dallara F312	Campos Racing	238.4	10	237.3	13	237.3	14	236.3	5	235.8	4	237.0
10	28	Carlin Motorsport	GBR	Cameron Das	USA			Dallara F312	Carlin Motorsport	238.4	7	238.4	8	238.4	13	237.8	6	236.8	4	237.9
11	6	RP Motorsport	ITA	Alessandro Bracalente	ITA			Dallara F312	RP Motorsport	237.8	8	235.8	9	235.8	11	234.7	4	234.7	12	235.8
12	51	RACE	ESP	Aldo Festante	ITA	R	7	Dallara F312	Teo Martin Motorsport	237.8	13	237.8	15	237.3	11	236.8	14	236.3	4	237.2
13	58	Drivex School	ESP	Javier Gonzalez	MEX	R	8	Dallara F312	Drivex School	237.8	15	236.8	10	236.3	14	235.2	4	234.7	3	236.2
14	34	Carlin Motorsport	GBR	Matheus Iorio	BRA			Dallara F312	Carlin Motorsport	237.3	4	237.3	10	236.3	13	235.8	5	235.8	6	236.5
15	22	Drivex School	ESP	Patrick Schott	CHE	R	9	Dallara F312	Drivex School	236.8	13	235.8	4	235.2	5	234.7	9	233.7	10	235.2



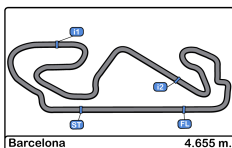


Circuito de Barcelona
Euroformula Open
Private test - 3
Fastest Laps Sequence



Lap	Time of Day	Session Time	Nº	Entrant	Nat	Driver	Nat	Cat	Chassis	Team	Time	Km/h
2	16:23:57.190	3:57.190	58	Drivex School	ESP	Javier Gonzalez	MEX	R	Dallara F312	Drivex School	1:42.705	163.1
2	16:24:37.949	4:37.949	28	Carlin Motorsport	GBR	Cameron Das	USA		Dallara F312	Carlin Motorsport	1:41.536	165.0
3	16:25:38.442	5:38.442	58	Drivex School	ESP	Javier Gonzalez	MEX	R	Dallara F312	Drivex School	1:41.252	165.5
3	16:25:43.685	5:43.685	4	RP Motorsport	ITA	Felipe Drugovich	BRA		Dallara F312	RP Motorsport	1:40.978	165.9
3	16:26:15.030	6:15.030	10	RACE	ESP	Bent Viscaal	NLD	R	Dallara F312	Teo Martin Motorsport	1:40.899	166.0
3	16:26:18.330	6:18.330	28	Carlin Motorsport	GBR	Cameron Das	USA		Dallara F312	Carlin Motorsport	1:40.381	166.9
4	16:27:23.809	7:23.809	4	RP Motorsport	ITA	Felipe Drugovich	BRA		Dallara F312	RP Motorsport	1:40.124	167.3
4	16:27:58.434	7:58.434	28	Carlin Motorsport	GBR	Cameron Das	USA		Dallara F312	Carlin Motorsport	1:40.104	167.4
5	16:29:03.609	9:03.609	4	RP Motorsport	ITA	Felipe Drugovich	BRA		Dallara F312	RP Motorsport	1:39.800	167.9
11	16:49:30.309	29:30.309	1	RP Motorsport	ITA	David Schumacher	DEU	R	Dallara F312	RP Motorsport	1:39.759	167.9
12	16:49:38.828	29:38.828	4	RP Motorsport	ITA	Felipe Drugovich	BRA		Dallara F312	RP Motorsport	1:39.397	168.5
9	16:50:04.651	30:04.651	10	RACE	ESP	Bent Viscaal	NLD	R	Dallara F312	Teo Martin Motorsport	1:38.568	170.0





Circuito de Barcelona
Euroformula Open
Private test - 3
Event Best Maximum Speed



<u>Nº</u>	<u>Entrant</u>	<u>Nat</u>	<u>Driver</u>	<u>Nat</u>	<u>Cat</u>	<u>Clas</u>	<u>Chassis</u>	<u>Team</u>	<u>Km/h</u>	<u>Session</u>
11	Campos Racing	ESP	Brad Benavides	USA	R	1	Dallara F312	Campos Racing	243.2	Private test - 3
4	RP Motorsport	ITA	Felipe Drugovich	BRA			Dallara F312	RP Motorsport	242.1	Private test - 3
3	RP Motorsport	ITA	Kaylen Frederick	USA	R	2	Dallara F312	RP Motorsport	241.0	Private test - 3
77	RP Motorsport	ITA	Guilherme Samaia	BRA			Dallara F312	RP Motorsport	240.5	Private test - 3
1	RP Motorsport	ITA	David Schumacher	DEU	R	3	Dallara F312	RP Motorsport	239.4	Private test - 3
5	Carlin Motorsport	GBR	Dev Gore	USA	R	4	Dallara F312	Carlin Motorsport	238.9	Private test - 3
10	RACE	ESP	Bent Viscaal	NLD	R	5	Dallara F312	Teo Martin Motorsport	238.9	Private test - 3
58	Drivex School	ESP	Javier Gonzalez	MEX	R	6	Dallara F312	Drivex School	238.4	Private test - 1
28	Carlin Motorsport	GBR	Cameron Das	USA			Dallara F312	Carlin Motorsport	238.4	Private test - 3
8	Drivex School	ESP	Lukas Dunner	AUT	R	7	Dallara F312	Drivex School	238.4	Private test - 3
18	Campos Racing	ESP	Marcos Siebert	ARG			Dallara F312	Campos Racing	238.4	Private test - 3
51	RACE	ESP	Aldo Festante	ITA	R	8	Dallara F312	Teo Martin Motorsport	237.8	Private test - 1
6	RP Motorsport	ITA	Alessandro Bracalente	ITA			Dallara F312	RP Motorsport	237.8	Private test - 3
34	Carlin Motorsport	GBR	Matheus Iorio	BRA			Dallara F312	Carlin Motorsport	237.3	Private test - 3
22	Drivex School	ESP	Patrick Schott	CHE	R	9	Dallara F312	Drivex School	236.8	Private test - 3





Circuito de Barcelona
Euroformula Open
Private test - 3
Pit Stop Analysis



1 David Schumacher R RP Motorsport
 Dallara F312

Nr.	In Day Time	In Time	Out Time	Pit Time	T. Pit Time	Handicap	Penalty
1	16:27:32.326	16:27:32.326	16:30:19.451	2:47.125	2:47.125		
2	16:37:16.547	16:37:16.547	16:44:17.841	7:01.294	9:48.419		
3	16:51:20.539	16:51:20.539	16:57:54.746	6:34.207	16:22.626		
4	17:03:13.802	17:03:13.802	17:10:11.427	6:57.625	23:20.251		

3 Kaylen Frederick R RP Motorsport
 Dallara F312

Nr.	In Day Time	In Time	Out Time	Pit Time	T. Pit Time	Handicap	Penalty
1	16:31:33.090	16:31:33.090	16:34:57.831	3:24.741	3:24.741		
2	16:37:15.043	16:37:15.043	16:44:20.693	7:05.650	10:30.391		
3	16:51:32.481	16:51:32.481	16:57:01.336	5:28.855	15:59.246		
4	17:04:20.524	17:04:20.524	17:10:06.146	5:45.622	21:44.868		

4 Felipe Drugovich R RP Motorsport
 Dallara F312

Nr.	In Day Time	In Time	Out Time	Pit Time	T. Pit Time	Handicap	Penalty
1	16:30:50.925	16:30:50.925	16:32:10.855	1:19.930	1:19.930		
2	16:37:25.894	16:37:25.894	16:44:24.130	6:58.236	8:18.166		
3	16:51:33.884	16:51:33.884	16:58:23.743	6:49.859	15:08.025		
4	17:03:56.111	17:03:56.111	17:10:04.334	6:08.223	21:16.248		

6 Alessandro Bracalente R RP Motorsport
 Dallara F312

Nr.	In Day Time	In Time	Out Time	Pit Time	T. Pit Time	Handicap	Penalty
1	16:30:05.444	16:30:05.444	16:44:22.590	14:17.14	14:17.146		6
2	16:51:47.300	16:51:47.300	16:57:44.415	5:57.115	20:14.261		

8 Lukas Dunner R Drivex School
 Dallara F312

Nr.	In Day Time	In Time	Out Time	Pit Time	T. Pit Time	Handicap	Penalty
1	16:34:34.442	16:34:34.442	16:44:29.674	9:55.232	9:55.232		
2	16:51:50.540	16:51:50.540	16:58:51.981	7:01.441	16:56.673		

10 Bent Viscaal R Teo Martin Motorsport
 Dallara F312

Nr.	In Day Time	In Time	Out Time	Pit Time	T. Pit Time	Handicap	Penalty
1	16:31:24.534	16:31:24.534	16:44:50.273	13:25.73	13:25.739		9
2	16:52:00.495	16:52:00.495	16:56:49.985	4:49.490	18:15.229		

11 Brad Benavides R Campos Racing
 Dallara F312

Nr.	In Day Time	In Time	Out Time	Pit Time	T. Pit Time	Handicap	Penalty
1	16:31:21.168	16:31:21.168	16:44:53.694	13:32.52	13:32.526		6
2	16:52:01.532	16:52:01.532	16:58:25.763	6:24.231	19:56.757		

18 Marcos Siebert Campos Racing
 Dallara F312

Nr.	In Day Time	In Time	Out Time	Pit Time	T. Pit Time	Handicap	Penalty
1	16:35:26.048	16:35:26.048	16:45:44.043	10:17.99	10:17.995		5
2	16:50:59.172	16:50:59.172	16:56:15.982	5:16.810	15:34.805		

22 Patrick Schott R Drivex School
 Dallara F312

Nr.	In Day Time	In Time	Out Time	Pit Time	T. Pit Time	Handicap	Penalty
1	16:31:22.799	16:31:22.799	16:44:25.885	13:03.08	13:03.086		6
2	16:51:44.908	16:51:44.908	16:58:43.325	6:58.417	20:01.503		

28 Cameron Das Carlin Motorsport
 Dallara F312

Nr.	In Day Time	In Time	Out Time	Pit Time	T. Pit Time	Handicap	Penalty
1	16:38:17.009	16:38:17.009	16:45:42.519	7:25.510	7:25.510		
2	16:56:04.595	16:56:04.595	17:00:05.635	4:01.040	11:26.550		

34 Matheus Iorio Carlin Motorsport
 Dallara F312

Nr.	In Day Time	In Time	Out Time	Pit Time	T. Pit Time	Handicap	Penalty
1	16:32:40.195	16:32:40.195	16:45:05.838	12:25.64	12:25.643		3
2	16:52:23.918	16:52:23.918	16:57:36.213	5:12.295	17:37.938		
3	17:01:01.945	17:01:01.945	17:02:43.209	1:41.264	19:19.202		

51 Aldo Festante R Teo Martin Motorsport
 Dallara F312

Nr.	In Day Time	In Time	Out Time	Pit Time	T. Pit Time	Handicap	Penalty
1	16:36:53.308	16:36:53.308	16:45:15.967	8:22.659	8:22.659		
2	16:50:49.413	16:50:49.413	16:57:21.302	6:31.889	14:54.548		

58 Javier Gonzalez R Drivex School
 Dallara F312

Nr.	In Day Time	In Time	Out Time	Pit Time	T. Pit Time	Handicap	Penalty
1	16:32:43.022	16:32:43.022	16:44:54.532	12:11.51	12:11.510		0
2	16:52:13.236	16:52:13.236	16:56:50.515	4:37.279	16:48.789		
3	17:04:09.523	17:04:09.523	17:10:16.344	6:06.821	22:55.610		

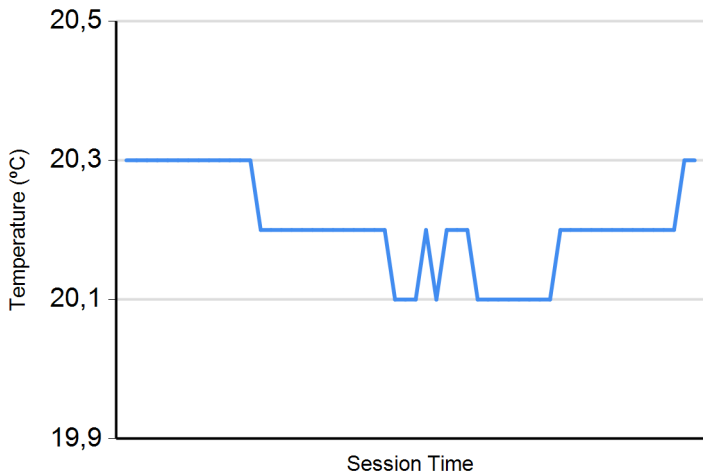
77 Guilherme Samaia RP Motorsport
 Dallara F312

Nr.	In Day Time	In Time	Out Time	Pit Time	T. Pit Time	Handicap	Penalty
1	16:34:48.005	16:34:48.005	16:44:28.424	9:40.419	9:40.419		
2	16:51:36.567	16:51:36.567	16:58:07.984	6:31.417	16:11.836		
3	17:03:41.014	17:03:41.014	17:10:07.695	6:26.681	22:38.517		

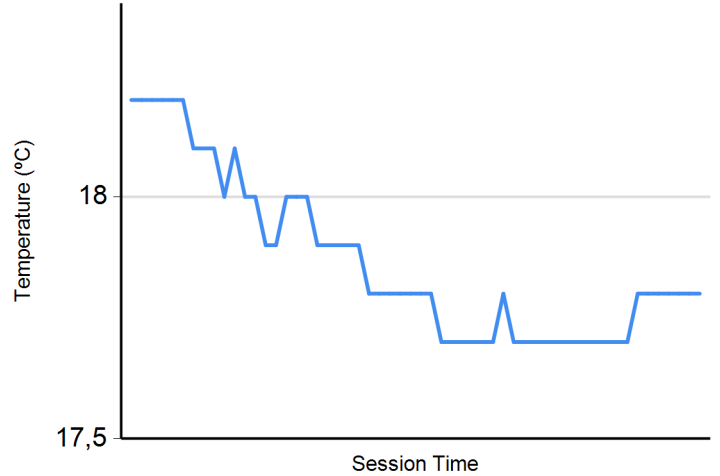




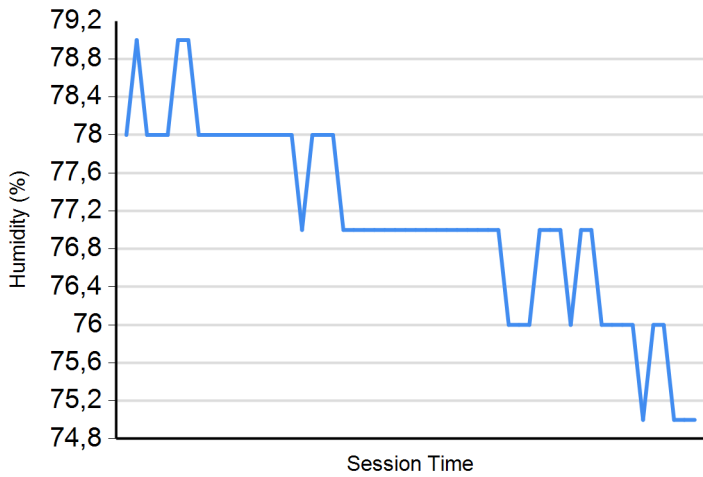
Air Temperature



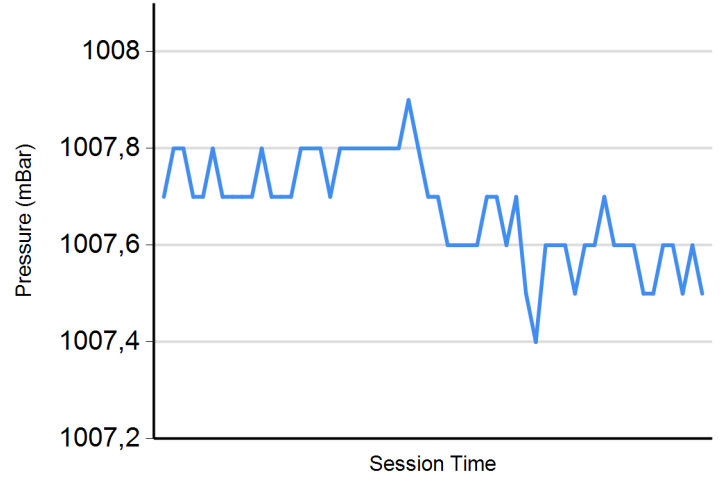
Track Temperature



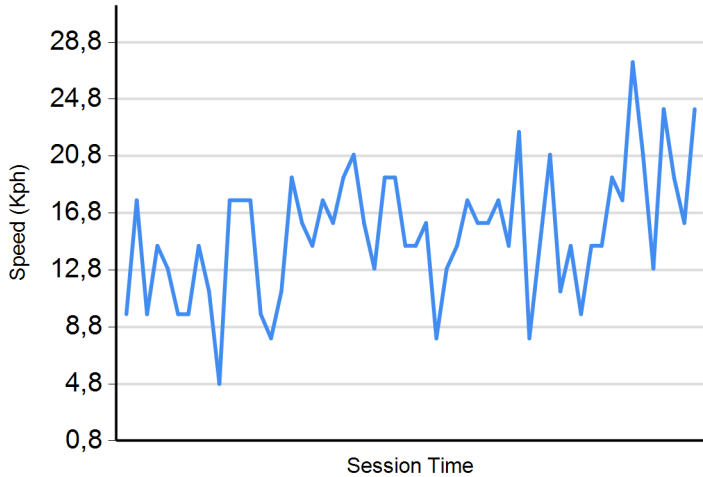
Humidity



Pressure

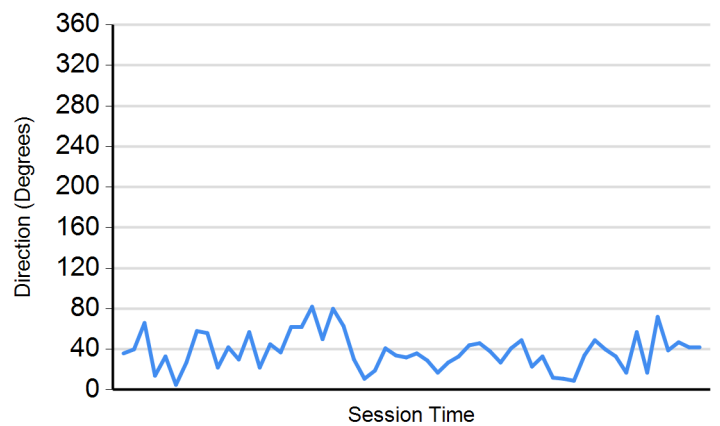


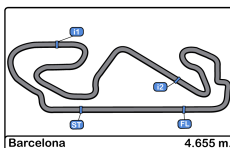
Wind Speed



Wind direction

North = 0°/360° Est = 90° South = 180° West = 270°





Circuito de Barcelona
Euroformula Open
Private test
Combined Results



Cls	Nº	Entrant	Nat	Driver	Nat	Cat	Cls	Chassis	Team	Laps	Private test - 1	Private test - 2	Private test - 3	Best	Gap	Interval	Km/h			
1	10	RACE	ESP	Bent Viscaal	NLD	R	1	Dallara F312	Teo Martin Mo	72	1:38.402	25	1:54.648	11	1:38.568	9	1:38.402	170.3		
2	4	RP Motorsport	ITA	Felipe Drugovich	BRA			Dallara F312	RP Motorsport	61	1:39.033	24	1:55.186	12	1:39.397	12	1:39.033	0.631	0.631	169.2
3	18	Campos Racing	ESP	Marcos Siebert	ARG			Dallara F312	Campos Racin	65	1:39.045	27	1:53.559	14	1:39.186	13	1:39.045	0.643	0.012	169.1
4	28	Carlin Motorsport	GBR	Cameron Das	USA			Dallara F312	Carlin Motorsp	76	1:39.136	36	1:54.124	16	1:39.941	12	1:39.136	0.734	0.091	169.0
5	58	Drivex School	ESP	Javier Gonzalez	MEX	R	2	Dallara F312	Drivex School	61	1:39.396	24	1:56.550	10	1:39.274	10	1:39.274	0.872	0.138	168.8
6	8	Drivex School	ESP	Lukas Dunner	AUT	R	3	Dallara F312	Drivex School	67	1:39.375	26	1:55.398	11	1:39.813	9	1:39.375	0.973	0.101	168.6
7	34	Carlin Motorsport	GBR	Matheus Iorio	BRA			Dallara F312	Carlin Motorsp	49	1:40.334	7	1:55.607	10	1:39.495	10	1:39.495	1.093	0.120	168.4
8	1	RP Motorsport	ITA	David Schumacher	DEU	R	4	Dallara F312	RP Motorsport	73	1:39.511	25	1:57.173	11	1:39.759	11	1:39.511	1.109	0.016	168.4
9	22	Drivex School	ESP	Patrick Schott	CHE	R	5	Dallara F312	Drivex School	55	1:39.763	26	1:57.990	6	1:40.513	9	1:39.763	1.361	0.252	167.9
10	77	RP Motorsport	ITA	Guilherme Samaia	BRA			Dallara F312	RP Motorsport	63	1:39.979	24	1:57.120	14	1:41.127	7	1:39.979	1.577	0.216	167.6
11	5	Carlin Motorsport	GBR	Dev Gore	USA	R	6	Dallara F312	Carlin Motorsp	70	1:40.400	40	1:56.024	14	1:41.298	7	1:40.400	1.998	0.421	166.9
12	3	RP Motorsport	ITA	Kaylen Frederick	USA	R	7	Dallara F312	RP Motorsport	72	1:40.456	25	1:56.854	15	1:40.812	10	1:40.456	2.054	0.056	166.8
13	11	Campos Racing	ESP	Brad Benavides	USA	R	8	Dallara F312	Campos Racin	58	1:40.840	38	1:59.977	7	1:40.926	9	1:40.840	2.438	0.384	166.1
14	51	RACE	ESP	Aldo Festante	ITA	R	9	Dallara F312	Teo Martin Mo	47	1:41.166	16	1:58.144	14	1:41.030	13	1:41.030	2.628	0.190	165.8
15	6	RP Motorsport	ITA	Alessandro Bracalente	ITA			Dallara F312	RP Motorsport	63	1:41.691	22	1:57.311	13	1:42.613	4	1:41.691	3.289	0.661	164.7

Published at:.....

Stewards:	Race Director:	Timekeeper:

