

Circuito de Estoril
Euroformula Open
Private test - 2
Provisional Results



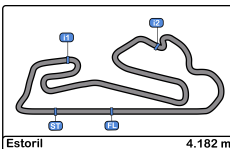
Clas	Nº	Entrant	Nat	Driver	Nat	Cat	Clas	Chassis	Team	Laps	Best	Time	Gap	Interval	Km/h
1	10	RACE	ESP	Bent Viscaal	NLD	R	1	Dallara F312	Teo Martin Motorsport	19	10	1:34.708			158.9
2	28	Carlin Motorsport	GBR	Cameron Das	USA			Dallara F312	Carlin Motorsport	24	14	1:35.047	0.339	0.339	158.3
3	34	Carlin Motorsport	GBR	Matheus Iorio	BRA			Dallara F312	Carlin Motorsport	23	14	1:35.106	0.398	0.059	158.2
4	7	Drivex School	ESP	Jannes Fittje	DEU			Dallara F312	Drivex School	16	15	1:35.135	0.427	0.029	158.2
5	19	Fortec Motorsport	GBR	Petru Florescu	ROU			Dallara F312	Fortec Motorsport	13	11	1:35.154	0.446	0.019	158.2
6	4	RP Motorsport	ITA	Felipe Drugovich	BRA			Dallara F312	RP Motorsport	12	10	1:35.267	0.559	0.113	158.0
7	18	Campos Racing	ESP	Marcos Siebert	ARG			Dallara F312	Campos Racing	18	8	1:35.703	0.995	0.436	157.3
8	8	Drivex School	ESP	Lukas Dunner	AUT	R	2	Dallara F312	Drivex School	17	15	1:35.845	1.137	0.142	157.0
9	21	Fortec Motorsport	GBR	Calan Williams	AUS			Dallara F312	Fortec Motorsport	13	12	1:35.874	1.166	0.029	157.0
10	1	RP Motorsport	ITA	Alex Karkosik	POL			Dallara F312	RP Motorsport	13	6	1:36.765	2.057	0.891	155.5
11	77	RP Motorsport	ITA	Guilherme Samaia	BRA			Dallara F312	RP Motorsport	15	11	1:36.786	2.078	0.021	155.5
12	51	RP Motorsport	ITA	Aldo Festante	ITA	R	3	Dallara F312	RP Motorsport	12	8	1:36.820	2.112	0.034	155.4
13	32	RACE	ESP	Moritz Müller-Creppon	CHE	R	4	Dallara F312	Teo Martin Motorsport	16	11	1:36.983	2.275	0.163	155.2
14	3	RP Motorsport	ITA	Michael Benyahia	MAR			Dallara F312	RP Motorsport	13	11	1:37.010	2.302	0.027	155.1
15	12	Drivex School	ESP	Christian Hahn	BRA			Dallara F312	Drivex School	21	9	1:37.070	2.362	0.060	155.0
16	15	Campos Racing	ESP	Yves Baltas	USA	R	5	Dallara F312	Campos Racing	20	6	1:38.625	3.917	1.555	152.6

Published at:.....

Track Temp: 26.1 °C Air Temp: 13.7 °C Humidity: 76 % Track Status: DRY

Stewards:	Race Director:	Timekeeper: 
-----------	----------------	--






Circuito de Estoril
Euroformula Open
Private test - 2
Provisional Results by Class



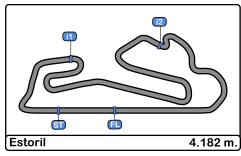
Clas	Nº	Entrant	Nat	Driver	Nat	Cat	Clas	Chassis	Team	Laps	Best	Time	Gap	Interval	Km/h
1	28	Carlin Motorsport	GBR	Cameron Das	USA			Dallara F312	Carlin Motorsport	24	14	1:35.047			158.3
2	34	Carlin Motorsport	GBR	Matheus Iorio	BRA			Dallara F312	Carlin Motorsport	23	14	1:35.106	0.059	0.059	158.2
3	7	Drivex School	ESP	Jannes Fittje	DEU			Dallara F312	Drivex School	16	15	1:35.135	0.088	0.029	158.2
4	19	Fortec Motorsport	GBR	Petru Florescu	ROU			Dallara F312	Fortec Motorsport	13	11	1:35.154	0.107	0.019	158.2
5	4	RP Motorsport	ITA	Felipe Drugovich	BRA			Dallara F312	RP Motorsport	12	10	1:35.267	0.220	0.113	158.0
6	18	Campos Racing	ESP	Marcos Siebert	ARG			Dallara F312	Campos Racing	18	8	1:35.703	0.656	0.436	157.3
7	21	Fortec Motorsport	GBR	Calan Williams	AUS			Dallara F312	Fortec Motorsport	13	12	1:35.874	0.827	0.171	157.0
8	1	RP Motorsport	ITA	Alex Karkosik	POL			Dallara F312	RP Motorsport	13	6	1:36.765	1.718	0.891	155.5
9	77	RP Motorsport	ITA	Guilherme Samaia	BRA			Dallara F312	RP Motorsport	15	11	1:36.786	1.739	0.021	155.5
10	3	RP Motorsport	ITA	Michael Benyahia	MAR			Dallara F312	RP Motorsport	13	11	1:37.010	1.963	0.224	155.1
11	12	Drivex School	ESP	Christian Hahn	BRA			Dallara F312	Drivex School	21	9	1:37.070	2.023	0.060	155.0
Rookie															
1	10	RACE	ESP	Bent Viscaal	NLD	R	1	Dallara F312	Teo Martin Motorsport	19	10	1:34.708			158.9
2	8	Drivex School	ESP	Lukas Dunner	AUT	R	2	Dallara F312	Drivex School	17	15	1:35.845	1.137	1.137	157.0
3	51	RP Motorsport	ITA	Aldo Festante	ITA	R	3	Dallara F312	RP Motorsport	12	8	1:36.820	2.112	0.975	155.4
4	32	RACE	ESP	Moritz Müller-Creppon	CHE	R	4	Dallara F312	Teo Martin Motorsport	16	11	1:36.983	2.275	0.163	155.2
5	15	Campos Racing	ESP	Yves Baltas	USA	R	5	Dallara F312	Campos Racing	20	6	1:38.625	3.917	1.642	152.6

Published at:.....

Track Temp: 26.1 °C Air Temp: 13.7 °C Humidity: 76 % Track Status: DRY

Stewards:	Race Director:	Timekeeper: 
-----------	----------------	--





Circuito de Estoril
Euroformula Open
Private test - 2
Lap Analysis



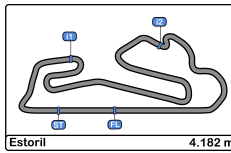
Lap	D	Time	Sector 1	Sector 2	Sector 3	T. Spd	Elapsed
1		14:06:03.432	14:04:34.611	56.107	32.714		14:06:03.432
2		1:45.225	24.098	49.594	31.533	216.0	14:07:48.657
3		1:42.356	21.471	50.121	30.764	219.0	14:09:31.013
4		1:40.289	21.355	48.146	30.788	219.9	14:11:11.302
5		1:39.933	21.249	47.969	30.715	220.4	14:12:51.235
6		1:36.765	20.103	46.700	29.962	220.4	14:14:28.000
7		1:37.216	19.934	46.748	30.534	222.6	14:16:05.216
8		1:37.821	20.141	46.979	30.701	224.0	14:17:43.037
9		1:37.325	19.999	46.798	30.528	221.7	14:19:20.362
10		1:42.476 P	20.135	46.229	36.112	221.3	14:21:02.838
11		10:42.411	9:23.302	48.558	30.551		14:31:45.249
12		1:38.114	20.481	46.920	30.713	220.8	14:33:23.363
13		2:18.841 P	22.701	1:02.592	53.548	220.8	14:35:42.204

Lap	D	Time	Sector 1	Sector 2	Sector 3	T. Spd	Elapsed
1		14:02:32.086	14:00:59.682	58.023	34.381		14:02:32.086
2		1:49.437	23.329	51.087	35.021	195.2	14:04:21.523
3		1:43.901	22.667	49.812	31.422	203.3	14:06:05.424
4		1:39.581	21.310	47.582	30.689	216.0	14:07:45.005
5		1:54.453	23.560	59.336	31.557	217.3	14:09:39.458
6		1:38.329	20.486	47.166	30.677	216.4	14:11:17.787
7		1:37.218	20.190	46.714	30.314	217.7	14:12:55.005
8		1:37.443	20.140	46.958	30.345	219.5	14:14:32.448
9		1:36.415	20.028	46.286	30.101	219.5	14:16:08.863
10		1:45.879 P	21.098	48.087	36.694	227.3	14:17:54.742
11		6:51.121	5:27.437	51.509	32.175		14:24:45.863
12		1:49.411	23.728	54.923	30.760	206.5	14:26:35.274
13		1:36.795	20.275	46.350	30.170	217.3	14:28:12.069
14		1:36.043	19.998	46.072	29.973	220.4	14:29:48.112
15		1:35.845	19.768	46.052	30.025	221.3	14:31:23.957
16		1:44.342	20.033	52.379	31.930	223.6	14:33:08.299
17		2:14.110 P	20.571	1:04.942	48.597	219.9	14:35:22.409

Lap	D	Time	Sector 1	Sector 2	Sector 3	T. Spd	Elapsed
1		14:04:16.341	14:02:51.364	52.264	32.713		14:04:16.341
2		1:40.081	21.398	47.878	30.805	217.3	14:05:56.422
3		1:38.255	20.730	47.344	30.181	218.1	14:07:34.677
4		1:42.920	21.662	51.494	29.764	220.8	14:09:17.597
5		1:36.532	20.165	46.244	30.123	219.9	14:10:54.129
6		1:35.876	19.897	45.984	29.995	221.7	14:12:30.005
7		1:36.692	19.994	46.145	30.553	220.8	14:14:06.697
8		1:35.671	19.950	46.035	29.686	220.4	14:15:42.368
9		1:35.439	19.804	45.911	29.724	223.1	14:17:17.807
10		1:35.267	19.732	45.854	29.681	222.6	14:18:53.074
11		1:42.759 P	19.868	46.073	36.818	219.9	14:20:35.833
12		15:02.519 P	12:53.701	1:12.010	56.808		14:35:38.352

Lap	D	Time	Sector 1	Sector 2	Sector 3	T. Spd	Elapsed
1		14:02:55.065	14:01:18.971	58.274	37.820		14:02:55.065
2		1:55.571	26.441	54.659	34.471	156.2	14:04:50.636
3		1:48.408	24.390	51.300	32.718	175.3	14:06:39.044





Circuito de Estoril
Euroformula Open
Private test - 2
Lap Analysis



19	1:55.077 P	21.292	51.123	42.662	216.8	14:57:48.185	4	1:37.413	20.341	46.601	30.471	219.5	14:12:09.469
----	------------	--------	--------	--------	-------	--------------	---	----------	--------	--------	--------	-------	--------------

12 Christian Hahn Dallara F312
 Drivex School

Lap D	Time	Sector 1	Sector 2	Sector 3	T. Spd	Elapsed
1	14:04:57.828	14:03:31.442	51.553	34.833		14:04:57.828
2	1:40.088	21.226	47.536	31.326	211.7	14:06:37.916
3	1:44.732 P	20.599	46.820	37.313	218.6	14:08:22.648
4	7:45.741	6:20.693	50.974	34.074		14:16:08.389
5	1:45.215	20.583	52.079	32.553	217.7	14:17:53.604
6	1:37.854	20.602	46.880	30.372	211.7	14:19:31.458
7	1:37.090	20.142	46.639	30.309	219.0	14:21:08.548
8	1:37.623	19.946	46.452	31.225	219.0	14:22:46.171
9	1:37.070	20.023	46.835	30.212	221.3	14:24:23.241
10	1:42.501 P	20.092	46.610	35.799	220.4	14:26:05.742
11	7:39.695	6:20.574	47.916	31.205		14:33:45.437
12	2:16.578 P	25.819	59.800	50.959	217.7	14:36:02.015
13	7:24.883	5:53.865	54.811	36.207		14:43:26.898
14	1:48.956	22.205	52.357	34.394	214.7	14:45:15.854
15	1:49.172	21.785	52.876	34.511	214.7	14:47:05.026
16	1:49.172	21.574	52.957	34.641	217.3	14:48:54.198
17	1:47.949	21.406	52.008	34.535	216.0	14:50:42.147
18	1:48.735	21.279	52.427	35.029	216.0	14:52:30.882
19	1:48.043	21.127	52.088	34.828	216.0	14:54:18.925
20	1:47.705	21.156	51.731	34.818	216.4	14:56:06.630
21	2:04.542 P	24.845	54.825	44.872	216.4	14:58:11.172

15 Yves Baltas Dallara F312
 Campos Racing

Lap D	Time	Sector 1	Sector 2	Sector 3	T. Spd	Elapsed
1	14:04:47.758	14:03:20.487	54.794	32.477		14:04:47.758
2	1:42.707	21.280	49.998	31.429	216.4	14:06:30.465
3	1:39.396	20.519	47.877	31.000	218.6	14:08:09.861
4	1:39.777	20.562	47.541	31.674	219.0	14:09:49.638
5	1:39.512	20.568	47.763	31.181	218.1	14:11:29.150
6	1:38.625	20.541	47.135	30.949	218.1	14:13:07.775
7	1:38.817	20.417	47.349	31.051	219.5	14:14:46.592
8	1:55.828 P	21.986	50.548	43.294	220.8	14:16:42.420
9	8:41.373	7:17.212	51.987	32.174		14:25:23.793
10	1:40.873	20.829	48.554	31.490	213.0	14:27:04.666
11	1:42.045	20.472	47.587	33.986	217.7	14:28:46.711
12	1:43.952	21.214	50.449	32.289	221.3	14:30:30.663
13	1:39.275	20.593	47.342	31.340	219.5	14:32:09.938
14	1:54.756 P	21.818	49.693	43.245	219.0	14:34:04.694
15	14:53.100	13:23.806	53.476	35.818		14:48:57.794
16	1:51.033	22.225	53.326	35.482	213.8	14:50:48.827
17	1:50.527	21.939	52.750	35.838	213.8	14:52:39.354
18	1:50.541	21.739	52.891	35.911	214.7	14:54:29.895
19	1:50.121	21.856	52.298	35.967	214.2	14:56:20.016
20	1:58.579 P	21.877	52.842	43.860	216.4	14:58:18.595

18 Marcos Siebert Dallara F312
 Campos Racing

Lap D	Time	Sector 1	Sector 2	Sector 3	T. Spd	Elapsed
1	14:03:43.714	14:02:12.420	55.746	35.548		14:03:43.714
2	1:52.651 P	22.624	48.900	41.127	195.6	14:05:36.365
3	4:55.691	3:33.769	47.598	34.324		14:10:32.056

5	1:36.881	20.163	46.389	30.329	219.5	14:13:46.350
6	1:36.371	19.909	46.274	30.188	221.3	14:15:22.721
7	1:36.358	19.630	46.201	30.527	222.6	14:16:59.079
8	1:35.703	19.679	45.993	30.031	224.0	14:18:34.782
9	1:44.536 P	19.970	46.540	38.026	221.7	14:20:19.318
10	7:04.054	5:38.561	54.135	31.358		14:27:23.372
11	1:39.975	20.490	49.029	30.456	218.1	14:29:03.347
12	1:36.895	20.796	45.894	30.205	221.3	14:30:40.242
13	1:38.200	19.795	46.665	31.740	222.6	14:32:18.442
14	1:43.270 P	19.852	45.886	37.532	222.6	14:34:01.712
15	17:04.843	15:33.636	56.125	35.082		14:51:06.555
16	2:04.406	21.266	1:08.664	34.476	215.5	14:53:10.961
17	1:46.335	20.831	51.227	34.277	217.7	14:54:57.296
18	1:59.691 P	23.122	53.071	43.498	218.6	14:56:56.987

19 Petru Florescu Dallara F312
 Fortec Motorsport

Lap D	Time	Sector 1	Sector 2	Sector 3	T. Spd	Elapsed
1	14:02:55.831	14:01:29.281	50.803	35.747		14:02:55.831
2	1:43.649	23.972	48.552	31.125	168.7	14:04:39.480
3	1:37.094	20.222	46.412	30.460	217.3	14:06:16.574
4	1:35.998	19.963	45.858	30.177	218.6	14:07:52.572
5	1:36.229	19.850	46.177	30.202	219.5	14:09:28.801
6	1:54.436 P	24.981	51.008	38.447	202.6	14:11:23.237
7	10:09.471	8:42.804	54.525	32.142		14:21:32.708
8	1:40.753	21.990	48.250	30.513	190.4	14:23:13.461
9	1:35.758	19.786	46.093	29.879	217.7	14:24:49.219
10	1:35.516	19.826	45.519	30.171	219.0	14:26:24.735
11	1:35.154	19.687	45.488	29.979	217.7	14:27:59.889
12	1:35.196	19.647	45.614	29.935	220.4	14:29:35.085
13	1:44.777 P	21.201	46.776	36.800	220.8	14:31:19.862

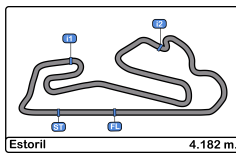
21 Calan Williams Dallara F312
 Fortec Motorsport

Lap D	Time	Sector 1	Sector 2	Sector 3	T. Spd	Elapsed
1	14:02:15.336	14:00:51.563	51.536	32.237		14:02:15.336
2	1:40.394	21.362	47.912	31.120	211.7	14:03:55.730
3	1:38.440	20.660	47.155	30.625	215.1	14:05:34.170
4	1:36.989	20.391	46.508	30.090	217.7	14:07:11.159
5	1:37.317	20.164	46.704	30.449	217.3	14:08:48.476
6	1:37.454	20.224	47.051	30.179	217.7	14:10:25.930
7	1:37.092	20.159	46.534	30.399	218.6	14:12:03.022
8	1:48.461 P	21.358	47.811	39.292	217.7	14:13:51.483
9	13:35.417	11:59.400	1:00.413	35.604		14:27:26.900
10	1:41.241	22.172	47.418	31.651	190.1	14:29:08.141
11	1:38.065	21.306	46.435	30.324	219.9	14:30:46.206
12	1:35.874	20.061	46.106	29.707	220.8	14:32:22.080
13	1:48.993 P	20.029	46.516	42.448	221.3	14:34:11.073

28 Cameron Das Dallara F312
 Carlin Motorsport

Lap D	Time	Sector 1	Sector 2	Sector 3	T. Spd	Elapsed
1	14:02:05.269	14:00:43.691	50.321	31.257		14:02:05.269
2	1:38.226	20.519	46.680	31.027	217.7	14:03:43.495
3	1:36.762	19.956	46.379	30.427	222.2	14:05:20.257
4	1:36.645	19.763	46.396	30.486	223.1	14:06:56.902





Circuito de Estoril
Euroformula Open
Private test - 2
Lap Analysis



5	1:36.608	19.783	46.280	30.545	222.2	14:08:33.510	13	1:38.490	21.508	47.106	29.876	223.1	14:30:21.704
6	1:36.288	19.719	46.248	30.321	221.7	14:10:09.798	14	1:35.106	19.856	45.434	29.816	223.1	14:31:56.810
7	1:36.201	19.851	46.193	30.157	220.4	14:11:45.999	15	1:43.698 P	20.407	46.400	36.891	224.0	14:33:40.508
8	1:36.891	19.784	46.641	30.466	220.8	14:13:22.890	16	11:03.540	9:36.779	53.106	33.655		14:44:44.048
9	1:36.363	19.805	46.495	30.063	222.6	14:14:59.253	17	1:46.691	22.125	51.237	33.329	216.0	14:46:30.739
10	1:45.245 P	19.871	46.456	38.918	224.5	14:16:44.498	18	1:45.766	21.388	50.765	33.613	218.1	14:48:16.505
11	8:10.559	6:42.929	56.971	30.659		14:24:55.057	19	1:45.813	21.450	50.802	33.561	216.0	14:50:02.318
12	1:36.318	19.971	46.212	30.135	218.6	14:26:31.375	20	1:45.357	21.175	50.614	33.568	217.7	14:51:47.675
13	1:35.446	19.757	45.735	29.954	219.0	14:28:06.821	21	1:45.118	21.130	50.339	33.649	216.0	14:53:32.793
14	1:35.047	19.577	45.697	29.773	223.1	14:29:41.868	22	1:44.893	20.835	50.170	33.888	218.1	14:55:17.686
15	1:35.230	19.668	45.684	29.878	223.1	14:31:17.098	23	2:02.057 P	23.351	53.337	45.369	217.7	14:57:19.743

51 Aldo Festante Dallara F312
 RP Motorsport

Lap	D	Time	Sector 1	Sector 2	Sector 3	T. Spd	Elapsed
1	14:06:45.938	14:05:18.048	54.273	33.617			14:06:45.938
2	1:41.896	21.948	48.785	31.163	215.1		14:08:27.834
3	1:38.717	21.006	47.365	30.346	217.3		14:10:06.551
4	1:37.581	20.579	46.783	30.219	219.0		14:11:44.132
5	1:37.379	20.276	46.551	30.552	219.5		14:13:21.511

32 Moritz Müller-Creppon Dallara F312
 Teo Martin Motorsport

Lap	D	Time	Sector 1	Sector 2	Sector 3	T. Spd	Elapsed
1	14:03:11.592	14:01:49.220	51.449	30.923			14:03:11.592
2	1:49.239	22.501	47.285	39.453	186.2		14:05:00.831
3	1:39.940	22.250	47.094	30.596	189.8		14:06:40.771
4	1:37.729	20.832	46.659	30.238	220.4		14:08:18.500
5	1:37.124	20.266	46.572	30.286	219.0		14:09:55.624
6	1:37.042	20.193	46.594	30.255	218.1		14:11:32.666
7	2:08.675 P	20.253	46.540	1:01.882	217.7		14:13:41.341
8	7:04.823	5:41.940	51.130	31.753			14:20:46.164
9	1:39.047	21.494	47.207	30.346	202.2		14:22:25.211
10	1:37.373	20.241	46.796	30.336	216.4		14:24:02.584
11	1:36.983	20.122	46.519	30.342	217.7		14:25:39.567
12	1:37.235	20.073	46.669	30.493	218.1		14:27:16.802
13	1:37.238	20.090	46.650	30.498	218.1		14:28:54.040
14	1:57.449 P	22.314	55.768	39.367	219.5		14:30:51.489
15	19:19.498	17:51.448	53.119	34.931			14:50:10.987
16	1:56.860 P	22.532	53.044	41.284	210.9		14:52:07.847

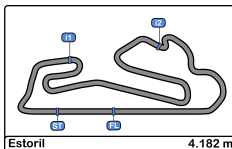
77 Guilherme Samaia Dallara F312
 RP Motorsport

Lap	D	Time	Sector 1	Sector 2	Sector 3	T. Spd	Elapsed
1	14:04:07.678	14:02:40.548	53.667	33.463			14:04:07.678
2	1:44.344	22.897	50.099	31.348	197.0		14:05:52.022
3	1:40.383	21.458	48.074	30.851	221.3		14:07:32.405
4	1:38.345	20.832	47.138	30.375	224.0		14:09:10.750
5	1:45.805	23.161	51.522	31.122	163.1		14:10:56.555
6	1:37.999	20.499	46.935	30.565	223.1		14:12:34.554
7	1:37.474	20.260	46.869	30.345	225.0		14:14:12.028
8	1:49.647	20.069	58.587	30.991	226.4		14:16:01.675
9	1:37.113	20.225	46.626	30.262	226.4		14:17:38.788
10	1:37.346	20.067	46.702	30.577	226.4		14:19:16.134
11	1:36.786	20.114	46.613	30.059	224.0		14:20:52.920
12	1:49.981 P	20.333	46.764	42.884	224.5		14:22:42.901
13	8:39.911	7:16.349	52.471	31.091			14:31:22.812
14	1:37.486	20.535	46.908	30.043	222.2		14:33:00.298
15	2:14.830 P	22.265	1:00.169	52.396	225.0		14:35:15.128

34 Matheus Iorio Dallara F312
 Carlin Motorsport

Lap	D	Time	Sector 1	Sector 2	Sector 3	T. Spd	Elapsed
1	14:02:28.232	14:01:04.919	51.241	32.072			14:02:28.232
2	1:39.478	21.285	47.182	31.011	213.4		14:04:07.710
3	1:37.144	20.255	46.354	30.535	221.3		14:05:44.854
4	1:36.457	20.036	46.184	30.237	221.3		14:07:21.311
5	1:36.452	19.912	46.270	30.270	221.7		14:08:57.763
6	1:38.858	19.880	48.753	30.225	221.3		14:10:36.621
7	1:36.168	19.956	46.046	30.166	222.2		14:12:12.789
8	1:44.371 P	21.157	46.871	36.343	222.6		14:13:57.160
9	9:57.310	8:35.656	50.363	31.291			14:23:54.470
10	1:38.075	20.827	47.197	30.051	213.0		14:25:32.545
11	1:35.123	19.755	45.665	29.703	220.4		14:27:07.668
12	1:35.546	19.651	45.916	29.979	222.6		14:28:43.214



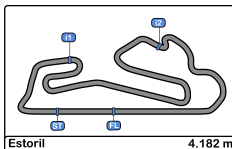


Circuito de Estoril
Euroformula Open
Private test - 2
Best Sectors Results



Sector - 1				Sector - 2				Sector - 3				Ideal Lap vs Best Lap				
Clas	Nº	Driver	Time	Nº	Driver	Time	Nº	Driver	Time	Clas	Nº	Driver	Ideal Lap	Best Lap	Clas	
1	28	Cameron Das	19.577	10	Bent Viscaal	45.386	10	Bent Viscaal	29.470	1	10	Bent Viscaal	1:34.587	1:34.708	1	
2	18	Marcos Siebert	19.630	34	Matheus Iorio	45.434	7	Jannes Fittje	29.498	2	34	Matheus Iorio	1:34.788	1:35.106	3	
3	19	Petru Florescu	19.647	19	Petru Florescu	45.488	4	Felipe Drugovich	29.681	3	19	Petru Florescu	1:35.014	1:35.154	5	
4	34	Matheus Iorio	19.651	7	Jannes Fittje	45.654	34	Matheus Iorio	29.703	4	28	Cameron Das	1:35.034	1:35.047	2	
5	10	Bent Viscaal	19.731	28	Cameron Das	45.684	21	Calan Williams	29.707	5	7	Jannes Fittje	1:35.048	1:35.135	4	
6	4	Felipe Drugovich	19.732	4	Felipe Drugovich	45.854	28	Cameron Das	29.773	6	4	Felipe Drugovich	1:35.267	1:35.267	6	
7	8	Lukas Dunner	19.768	18	Marcos Siebert	45.886	19	Petru Florescu	29.879	7	18	Marcos Siebert	1:35.547	1:35.703	7	
8	3	Michael Benyahia	19.828	8	Lukas Dunner	46.052	1	Alex Karkosik	29.962	8	8	Lukas Dunner	1:35.793	1:35.845	8	
9	7	Jannes Fittje	19.896	21	Calan Williams	46.106	8	Lukas Dunner	29.973	9	21	Calan Williams	1:35.842	1:35.874	9	
10	1	Alex Karkosik	19.934	1	Alex Karkosik	46.229	18	Marcos Siebert	30.031	10	1	Alex Karkosik	1:36.125	1:36.765	10	
11	12	Christian Hahn	19.946	51	Aldo Festante	46.284	77	Guilherme Samaia	30.043	11	51	Aldo Festante	1:36.431	1:36.820	12	
12	51	Aldo Festante	20.019	12	Christian Hahn	46.452	51	Aldo Festante	30.128	12	12	Christian Hahn	1:36.610	1:37.070	15	
13	21	Calan Williams	20.029	32	Moritz Müller-Creppon	46.519	3	Michael Benyahia	30.152	13	3	Michael Benyahia	1:36.625	1:37.010	14	
14	77	Guilherme Samaia	20.067	77	Guilherme Samaia	46.613	12	Christian Hahn	30.212	14	77	Guilherme Samaia	1:36.723	1:36.786	11	
15	32	Moritz Müller-Creppon	20.073	3	Michael Benyahia	46.645	32	Moritz Müller-Creppon	30.238	15	32	Moritz Müller-Creppon	1:36.830	1:36.983	13	
16	15	Yves Baltas	20.417	15	Yves Baltas	47.135	15	Yves Baltas	30.949	16	15	Yves Baltas	1:38.501	1:38.625	16	



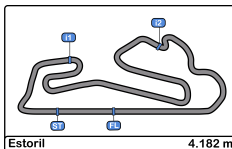


Circuito de Estoril
Euroformula Open
Private test - 2
Best 5 Lap Times



Cls	Nº	Entrant	Nat	Driver	Nat	Cat	Cls	Chassis	Team	Best 1		Best 2		Best 3		Best 4		Best 5	
										Time	Lap	Time	Lap	Time	Lap	Time	Lap	Time	Lap
1	10	RACE	ESP	Bent Viscaal	NLD	R	1	Dallara F312	Teo Martin Motorsport	1:34.708	10	1:34.763	9	1:34.880	11	1:35.423	8	1:36.157	4
2	28	Carlin Motorsport	GBR	Cameron Das	USA			Dallara F312	Carlin Motorsport	1:35.047	14	1:35.230	15	1:35.446	13	1:35.963	16	1:36.201	7
3	34	Carlin Motorsport	GBR	Matheus Iorio	BRA			Dallara F312	Carlin Motorsport	1:35.106	14	1:35.123	11	1:35.546	12	1:36.168	7	1:36.452	5
4	7	Drivex School	ESP	Jannes Fittje	DEU			Dallara F312	Drivex School	1:35.135	15	1:36.339	10	1:36.399	14	1:36.520	9	1:37.296	7
5	19	Fortec Motorsport	GBR	Petru Florescu	ROU			Dallara F312	Fortec Motorsport	1:35.154	11	1:35.196	12	1:35.516	10	1:35.758	9	1:35.998	4
6	4	RP Motorsport	ITA	Felipe Drugovich	BRA			Dallara F312	RP Motorsport	1:35.267	10	1:35.439	9	1:35.671	8	1:35.876	6	1:36.532	5
7	18	Campos Racing	ESP	Marcos Siebert	ARG			Dallara F312	Campos Racing	1:35.703	8	1:36.358	7	1:36.371	6	1:36.881	5	1:36.895	12
8	8	Drivex School	ESP	Lukas Dunner	AUT	R	2	Dallara F312	Drivex School	1:35.845	15	1:36.043	14	1:36.415	9	1:36.795	13	1:37.218	7
9	21	Fortec Motorsport	GBR	Calan Williams	AUS			Dallara F312	Fortec Motorsport	1:35.874	12	1:36.989	4	1:37.092	7	1:37.317	5	1:37.454	6
10	1	RP Motorsport	ITA	Alex Karkosik	POL			Dallara F312	RP Motorsport	1:36.765	6	1:37.216	7	1:37.325	9	1:37.821	8	1:38.114	12
11	77	RP Motorsport	ITA	Guilherme Samaia	BRA			Dallara F312	RP Motorsport	1:36.786	11	1:37.113	9	1:37.346	10	1:37.474	7	1:37.486	14
12	51	RP Motorsport	ITA	Aldo Festante	ITA	R	3	Dallara F312	RP Motorsport	1:36.820	8	1:36.952	9	1:37.035	6	1:37.087	7	1:37.379	5
13	32	RACE	ESP	Moritz Müller-Creppon	CHE	R	4	Dallara F312	Teo Martin Motorsport	1:36.983	11	1:37.042	6	1:37.124	5	1:37.235	12	1:37.238	13
14	3	RP Motorsport	ITA	Michael Benyahia	MAR			Dallara F312	RP Motorsport	1:37.010	11	1:37.132	5	1:37.157	4	1:37.583	6	1:37.645	10
15	12	Drivex School	ESP	Christian Hahn	BRA			Dallara F312	Drivex School	1:37.070	9	1:37.090	7	1:37.623	8	1:37.854	6	1:40.088	2
16	15	Campos Racing	ESP	Yves Baltas	USA	R	5	Dallara F312	Campos Racing	1:38.625	6	1:38.817	7	1:39.275	13	1:39.396	3	1:39.512	5



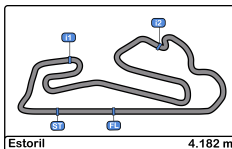


Circuito de Estoril
Euroformula Open
Private test - 2
Best 5 Top Speeds



Cls	Nº	Entrant	Nat	Driver	Nat	Cat	Cls	Chassis	Team	Top 1		Top 2		Top 3		Top 4		Top 5		Avg
										Km/h	Lap	Km/h	Lap	Km/h	Lap	Km/h	Lap	Km/h	Lap	
1	3	RP Motorsport	ITA	Michael Benyahia	MAR			Dallara F312	RP Motorsport	228.3	5	222.2	11	221.7	3	221.7	4	221.7	13	223.1
2	8	Drivex School	ESP	Lukas Dunner	AUT	R	1	Dallara F312	Drivex School	227.3	10	223.6	16	221.3	15	220.4	14	219.9	17	222.5
3	77	RP Motorsport	ITA	Guilherme Samaia	BRA			Dallara F312	RP Motorsport	226.4	8	226.4	9	226.4	10	225.0	7	225.0	15	225.8
4	28	Carlin Motorsport	GBR	Cameron Das	USA			Dallara F312	Carlin Motorsport	224.5	10	223.1	4	223.1	14	223.1	15	222.6	9	223.3
5	1	RP Motorsport	ITA	Alex Karkosik	POL			Dallara F312	RP Motorsport	224.0	8	222.6	7	221.7	9	221.3	10	220.8	12	222.1
6	18	Campos Racing	ESP	Marcos Siebert	ARG			Dallara F312	Campos Racing	224.0	8	222.6	7	222.6	13	222.6	14	221.7	9	222.7
7	34	Carlin Motorsport	GBR	Matheus Iorio	BRA			Dallara F312	Carlin Motorsport	224.0	15	223.1	13	223.1	14	222.6	8	222.6	12	223.1
8	51	RP Motorsport	ITA	Aldo Festante	ITA	R	2	Dallara F312	RP Motorsport	223.6	8	222.6	7	221.7	9	220.8	6	220.4	10	221.8
9	4	RP Motorsport	ITA	Felipe Drugovich	BRA			Dallara F312	RP Motorsport	223.1	9	222.6	10	221.7	6	220.8	4	220.8	7	221.8
10	10	RACE	ESP	Bent Viscaal	NLD	R	3	Dallara F312	Teo Martin Motorsport	222.2	12	220.8	11	220.4	5	219.5	4	219.5	10	220.5
11	12	Drivex School	ESP	Christian Hahn	BRA			Dallara F312	Drivex School	221.3	9	220.4	10	219.0	7	219.0	8	218.6	3	219.6
12	15	Campos Racing	ESP	Yves Baltas	USA	R	4	Dallara F312	Campos Racing	221.3	12	220.8	8	219.5	7	219.5	13	219.0	4	220.0
13	21	Fortec Motorsport	GBR	Calan Williams	AUS			Dallara F312	Fortec Motorsport	221.3	13	220.8	12	219.9	11	218.6	7	217.7	4	219.6
14	19	Fortec Motorsport	GBR	Petru Florescu	ROU			Dallara F312	Fortec Motorsport	220.8	13	220.4	12	219.5	5	219.0	10	218.6	4	219.6
15	7	Drivex School	ESP	Jannes Fittje	DEU			Dallara F312	Drivex School	220.4	16	219.9	10	219.9	15	219.5	9	219.0	7	219.7
16	32	RACE	ESP	Moritz Müller-Creppon	CHE	R	5	Dallara F312	Teo Martin Motorsport	220.4	4	219.5	14	219.0	5	218.1	6	218.1	12	219.0



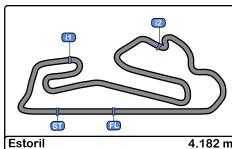


Circuito de Estoril
Euroformula Open
Private test - 2
Fastest Laps Sequence



Lap	Time of Day	Session Time	Nº	Entrant	Nat	Driver	Nat	Cat	Chassis	Team	Time	Km/h
2	14:03:42.057	3:42.057	10	RACE	ESP	Bent Viscaal	NLD	R	Dallara F312	Teo Martin	1:39.464	151.3
2	14:03:43.495	3:43.495	28	Carlin Motorsport	GBR	Cameron Das	USA		Dallara F312	Carlin Motorsport	1:38.226	153.2
3	14:05:19.041	5:19.041	10	RACE	ESP	Bent Viscaal	NLD	R	Dallara F312	Teo Martin	1:36.984	155.2
3	14:05:20.257	5:20.257	28	Carlin Motorsport	GBR	Cameron Das	USA		Dallara F312	Carlin Motorsport	1:36.762	155.5
4	14:06:55.198	6:55.198	10	RACE	ESP	Bent Viscaal	NLD	R	Dallara F312	Teo Martin	1:36.157	156.5
4	14:07:52.572	7:52.572	19	Fortec Motorsport	GBR	Petru Florescu	ROU		Dallara F312	Fortec Motorsport	1:35.998	156.8
6	14:12:30.005	12:30.005	4	RP Motorsport	ITA	Felipe Drugovich	BRA		Dallara F312	RP Motorsport	1:35.876	157.0
8	14:15:42.368	15:42.368	4	RP Motorsport	ITA	Felipe Drugovich	BRA		Dallara F312	RP Motorsport	1:35.671	157.3
9	14:17:17.807	17:17.807	4	RP Motorsport	ITA	Felipe Drugovich	BRA		Dallara F312	RP Motorsport	1:35.439	157.7
10	14:18:53.074	18:53.074	4	RP Motorsport	ITA	Felipe Drugovich	BRA		Dallara F312	RP Motorsport	1:35.267	158.0
9	14:21:42.447	21:42.447	10	RACE	ESP	Bent Viscaal	NLD	R	Dallara F312	Teo Martin	1:34.763	158.8
10	14:23:17.155	23:17.155	10	RACE	ESP	Bent Viscaal	NLD	R	Dallara F312	Teo Martin	1:34.708	158.9



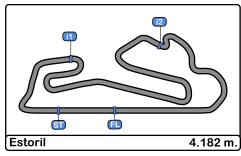


Circuito de Estoril
Euroformula Open
Private test - 2
Event Best Maximum Speed

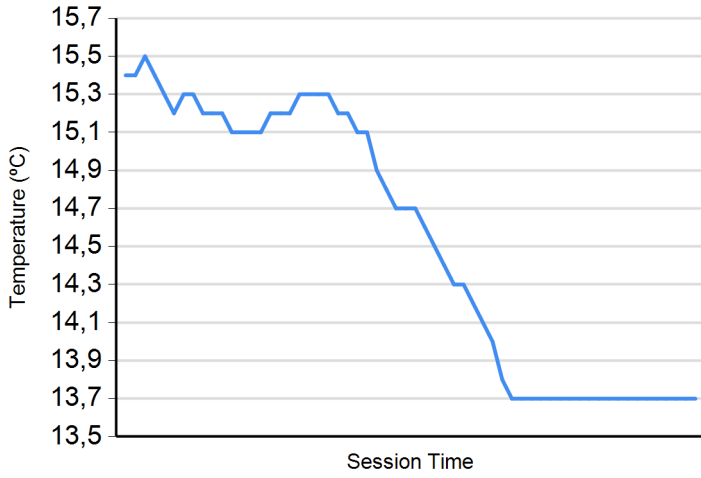


Nº	Entrant	Nat	Driver	Nat	Cat	Clas	Chassis	Team	Km/h	Session
3	RP Motorsport	ITA	Michael Benyahia	MAR			Dallara F312	RP Motorsport	228.3	Private test - 2
8	Drivex School	ESP	Lukas Dunner	AUT	R	1	Dallara F312	Drivex School	227.3	Private test - 2
77	RP Motorsport	ITA	Guilherme Samaia	BRA			Dallara F312	RP Motorsport	226.4	Private test - 2
18	Campos Racing	ESP	Marcos Siebert	ARG			Dallara F312	Campos Racing	225.9	Private test - 1
28	Carlin Motorsport	GBR	Cameron Das	USA			Dallara F312	Carlin Motorsport	224.5	Private test - 2
1	RP Motorsport	ITA	Alex Karkosik	POL			Dallara F312	RP Motorsport	224.0	Private test - 2
34	Carlin Motorsport	GBR	Matheus Iorio	BRA			Dallara F312	Carlin Motorsport	224.0	Private test - 2
51	RP Motorsport	ITA	Aldo Festante	ITA	R	2	Dallara F312	RP Motorsport	223.6	Private test - 2
4	RP Motorsport	ITA	Felipe Drugovich	BRA			Dallara F312	RP Motorsport	223.1	Private test - 2
10	RACE	ESP	Bent Viscaal	NLD	R	3	Dallara F312	Teo Martin	222.2	Private test - 2
12	Drivex School	ESP	Christian Hahn	BRA			Dallara F312	Drivex School	221.3	Private test - 1
15	Campos Racing	ESP	Yves Baltas	USA	R	4	Dallara F312	Campos Racing	221.3	Private test - 1
21	Fortec Motorsport	GBR	Calan Williams	AUS			Dallara F312	Fortec Motorsport	221.3	Private test - 2
19	Fortec Motorsport	GBR	Petru Florescu	ROU			Dallara F312	Fortec Motorsport	220.8	Private test - 1
32	RACE	ESP	Moritz Müller-Creppon	CHE	R	5	Dallara F312	Teo Martin	220.4	Private test - 2
7	Drivex School	ESP	Jannes Fittje	DEU			Dallara F312	Drivex School	220.4	Private test - 2

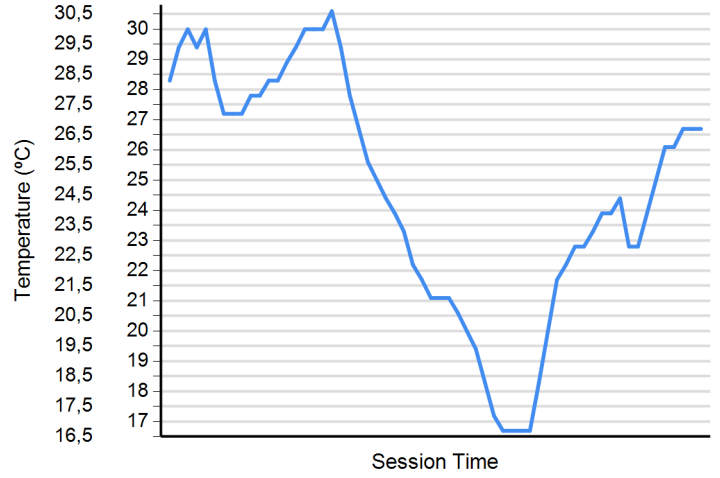




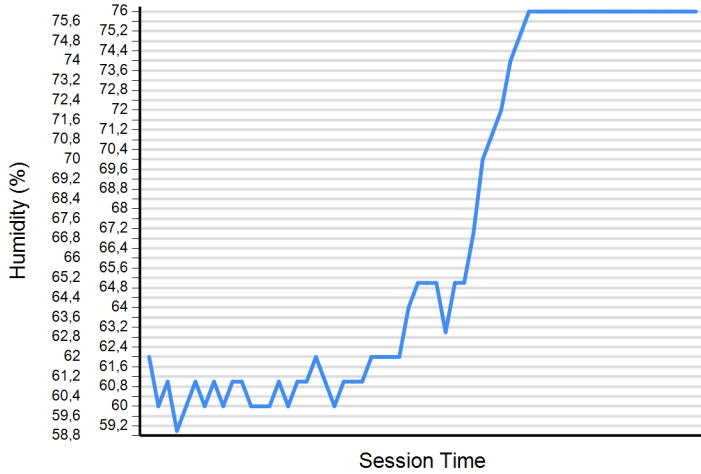
Air Temperature



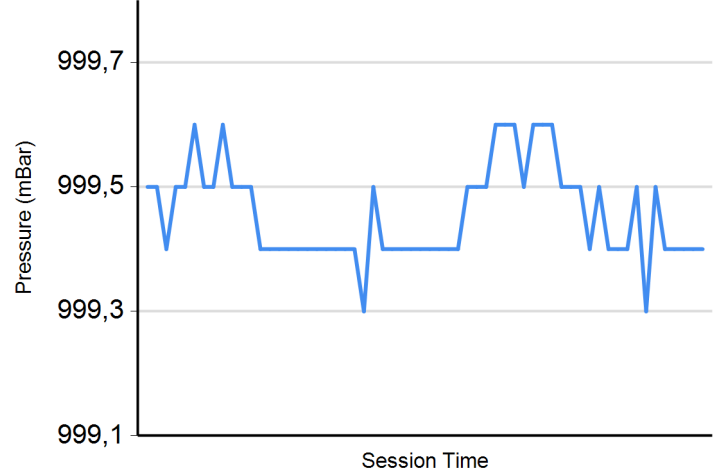
Track Temperature



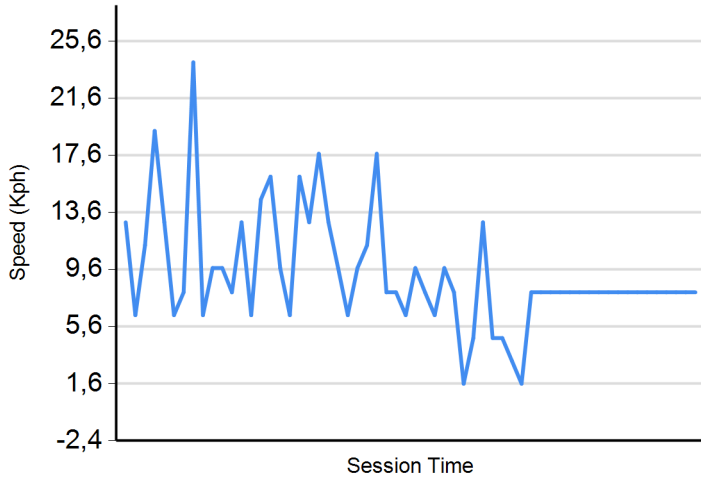
Humidity



Pressure

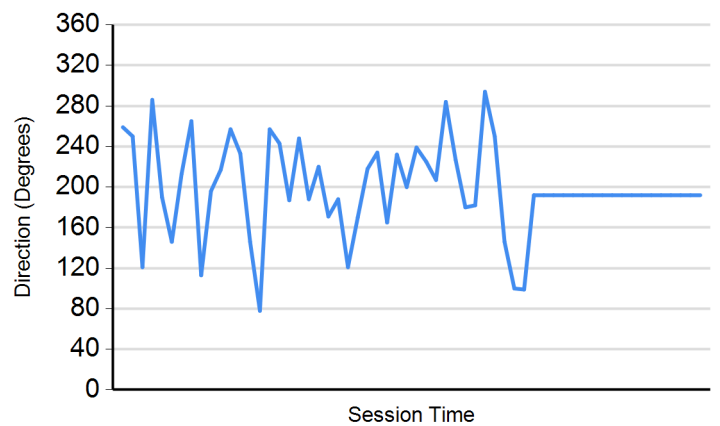


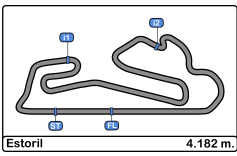
Wind Speed



Wind direction

North = 0°/360° Est = 90° South = 180° West = 270°





Circuito de Estoril
Euroformula Open
Private test - 1 & 2 combined results



Cls	Nº	Entrant	Nat	Driver	Nat	Cat	Cls	Chassis	Team	Laps	Private test - 1		Private test - 2		Best	Gap	Interval	Km/h	
1	10	RACE	ESP	Bent Viscaal	NLD	R	1	Dallara F312	Teo Martin Motorsport	57	1:46.901	17	1:34.708	10	1:34.708				158.9
2	28	Carlin Motorsport	GBR	Cameron Das	USA			Dallara F312	Carlin Motorsport	58	1:45.644	24	1:35.047	14	1:35.047	0.339	0.339		158.3
3	34	Carlin Motorsport	GBR	Matheus Iorio	BRA			Dallara F312	Carlin Motorsport	53	1:44.773	22	1:35.106	14	1:35.106	0.398	0.059		158.2
4	7	Drivex School	ESP	Jannes Fittje	DEU			Dallara F312	Drivex School	51	1:45.997	24	1:35.135	15	1:35.135	0.427	0.029		158.2
5	19	Fortec Motorsport	GBR	Petru Florescu	ROU			Dallara F312	Fortec Motorsport	52	1:46.620	24	1:35.154	11	1:35.154	0.446	0.019		158.2
6	4	RP Motorsport	ITA	Felipe Drugovich	BRA			Dallara F312	RP Motorsport	46	1:46.029	26	1:35.267	10	1:35.267	0.559	0.113		158.0
7	18	Campos Racing	ESP	Marcos Siebert	ARG			Dallara F312	Campos Racing	45	1:46.933	22	1:35.703	8	1:35.703	0.995	0.436		157.3
8	8	Drivex School	ESP	Lukas Dunner	AUT	R	2	Dallara F312	Drivex School	56	1:46.781	38	1:35.845	15	1:35.845	1.137	0.142		157.0
9	21	Fortec Motorsport	GBR	Calan Williams	AUS			Dallara F312	Fortec Motorsport	30	1:50.395	16	1:35.874	12	1:35.874	1.166	0.029		157.0
10	1	RP Motorsport	ITA	Alex Karkosik	POL			Dallara F312	RP Motorsport	48	1:46.426	29	1:36.765	6	1:36.765	2.057	0.891		155.5
11	77	RP Motorsport	ITA	Guilherme Samaia	BRA			Dallara F312	RP Motorsport	44	1:47.162	28	1:36.786	11	1:36.786	2.078	0.021		155.5
12	51	RP Motorsport	ITA	Aldo Festante	ITA	R	3	Dallara F312	RP Motorsport	43	1:47.936	29	1:36.820	8	1:36.820	2.112	0.034		155.4
13	32	RACE	ESP	Moritz Müller-Creppon	CHE	R	4	Dallara F312	Teo Martin Motorsport	48	1:47.866	28	1:36.983	11	1:36.983	2.275	0.163		155.2
14	3	RP Motorsport	ITA	Michael Benyahia	MAR			Dallara F312	RP Motorsport	47	1:46.449	33	1:37.010	11	1:37.010	2.302	0.027		155.1
15	12	Drivex School	ESP	Christian Hahn	BRA			Dallara F312	Drivex School	49	1:46.387	11	1:37.070	9	1:37.070	2.362	0.060		155.0
16	15	Campos Racing	ESP	Yves Baltas	USA	R	5	Dallara F312	Campos Racing	45	1:50.761	22	1:38.625	6	1:38.625	3.917	1.555		152.6

Published at:.....

Stewards:	Race Director:	Timekeeper:

