

Circuito de Estoril
Euroformula Open
Free Practice - 1
Provisional Results



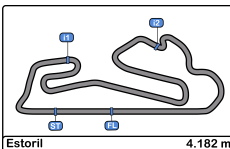
Clas	Nº	Entrant	Nat	Driver	Nat	Cat	Clas	Chassis	Team	Laps	Best	Time	Gap	Interval	Km/h
1	10	RACE	ESP	Bent Viscaal	NLD	R	1	Dallara F312	Teo Martin Motorsport	14	13	1:34.665			159.0
2	34	Carlin Motorsport	GBR	Matheus Iorio	BRA			Dallara F312	Carlin Motorsport	15	14	1:34.900	0.235	0.235	158.6
3	19	Fortec Motorsport	GBR	Petru Florescu	ROU			Dallara F312	Fortec Motorsport	13	11	1:34.984	0.319	0.084	158.5
4	18	Campos Racing	ESP	Marcos Siebert	ARG			Dallara F312	Campos Racing	17	14	1:35.097	0.432	0.113	158.3
5	8	Drivex School	ESP	Lukas Dunner	AUT	R	2	Dallara F312	Drivex School	18	17	1:35.160	0.495	0.063	158.2
6	21	Fortec Motorsport	GBR	Calan Williams	AUS			Dallara F312	Fortec Motorsport	20	16	1:35.622	0.957	0.462	157.4
7	12	Drivex School	ESP	Christian Hahn	BRA			Dallara F312	Drivex School	18	16	1:35.719	1.054	0.097	157.2
8	77	RP Motorsport	ITA	Guilherme Samaia	BRA			Dallara F312	RP Motorsport	13	11	1:35.847	1.182	0.128	157.0
9	28	Carlin Motorsport	GBR	Cameron Das	USA			Dallara F312	Carlin Motorsport	21	15	1:36.082	1.417	0.235	156.6
10	32	RACE	ESP	Moritz Müller-Creppon	CHE	R	3	Dallara F312	Teo Martin Motorsport	18	15	1:36.173	1.508	0.091	156.5
11	15	Campos Racing	ESP	Yves Baltas	USA	R	4	Dallara F312	Campos Racing	17	16	1:37.384	2.719	1.211	154.5
12	4	RP Motorsport	ITA	Felipe Drugovich	BRA			Dallara F312	RP Motorsport	4	3	1:42.495	7.830	5.111	146.8
13	7	Drivex School	ESP	Jannes Fittje	DEU			Dallara F312	Drivex School	9	8	1:42.772	8.107	0.277	146.4
14	1	RP Motorsport	ITA	Alex Karkosik	POL			Dallara F312	RP Motorsport	10	8	1:43.053	8.388	0.281	146.0
15	3	RP Motorsport	ITA	Michael Benyahia	MAR			Dallara F312	RP Motorsport	10	3	1:44.026	9.361	0.973	144.7
16	51	RP Motorsport	ITA	Aldo Festante	ITA	R	5	Dallara F312	RP Motorsport	4	2	1:44.437	9.772	0.411	144.1

Published at:.....

Track Temp: 13.9 °C Air Temp: 12.8 °C Humidity: 85 % Track Status: DRY

Stewards:	Race Director:	Timekeeper:





Circuito de Estoril
Euroformula Open
Free Practice - 1
Provisional Results by Class



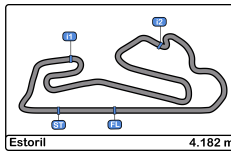
Clas	Nº	Entrant	Nat	Driver	Nat	Cat	Clas	Chassis	Team	Laps	Best	Time	Gap	Interval	Km/h
1	34	Carlin Motorsport	GBR	Matheus Iorio	BRA			Dallara F312	Carlin Motorsport	15	14	1:34.900			158.6
2	19	Fortec Motorsport	GBR	Petru Florescu	ROU			Dallara F312	Fortec Motorsport	13	11	1:34.984	0.084	0.084	158.5
3	18	Campos Racing	ESP	Marcos Siebert	ARG			Dallara F312	Campos Racing	17	14	1:35.097	0.197	0.113	158.3
4	21	Fortec Motorsport	GBR	Calan Williams	AUS			Dallara F312	Fortec Motorsport	20	16	1:35.622	0.722	0.525	157.4
5	12	Drivex School	ESP	Christian Hahn	BRA			Dallara F312	Drivex School	18	16	1:35.719	0.819	0.097	157.2
6	77	RP Motorsport	ITA	Guilherme Samaia	BRA			Dallara F312	RP Motorsport	13	11	1:35.847	0.947	0.128	157.0
7	28	Carlin Motorsport	GBR	Cameron Das	USA			Dallara F312	Carlin Motorsport	21	15	1:36.082	1.182	0.235	156.6
8	4	RP Motorsport	ITA	Felipe Drugovich	BRA			Dallara F312	RP Motorsport	4	3	1:42.495	7.595	6.413	146.8
9	7	Drivex School	ESP	Jannes Fittje	DEU			Dallara F312	Drivex School	9	8	1:42.772	7.872	0.277	146.4
10	1	RP Motorsport	ITA	Alex Karkosik	POL			Dallara F312	RP Motorsport	10	8	1:43.053	8.153	0.281	146.0
11	3	RP Motorsport	ITA	Michael Benyahia	MAR			Dallara F312	RP Motorsport	10	3	1:44.026	9.126	0.973	144.7
Rookie															
1	10	RACE	ESP	Bent Viscaal	NLD	R	1	Dallara F312	Teo Martin Motorsport	14	13	1:34.665			159.0
2	8	Drivex School	ESP	Lukas Dunner	AUT	R	2	Dallara F312	Drivex School	18	17	1:35.160	0.495	0.495	158.2
3	32	RACE	ESP	Moritz Müller-Creppon	CHE	R	3	Dallara F312	Teo Martin Motorsport	18	15	1:36.173	1.508	1.013	156.5
4	15	Campos Racing	ESP	Yves Baltas	USA	R	4	Dallara F312	Campos Racing	17	16	1:37.384	2.719	1.211	154.5
5	51	RP Motorsport	ITA	Aldo Festante	ITA	R	5	Dallara F312	RP Motorsport	4	2	1:44.437	9.772	7.053	144.1

Published at:.....

Track Temp: 13.9 °C Air Temp: 12.8 °C Humidity: 85 % Track Status: DRY

Stewards:	Race Director:	Timekeeper:





Circuito de Estoril
Euroformula Open
Free Practice - 1
Lap Analysis



Lap	D	Time	Sector 1	Sector 2	Sector 3	T. Spd	Elapsed
1		9:44:04.691	9:42:37.935	53.221	33.535		9:44:04.691
2		1:44.529	22.302	49.791	32.436	221.7	9:45:49.220
3		1:44.190	21.924	49.752	32.514	223.6	9:47:33.410
4		1:44.060	21.955	49.706	32.399	225.0	9:49:17.470
5		1:43.800	21.920	49.649	32.231	225.9	9:51:01.270
6		1:56.006 P	23.107	51.735	41.164	225.9	9:52:57.276
7		9:19.819	7:47.624	55.543	36.652		10:02:17.095
8		1:43.053	21.693	49.401	31.959	223.1	10:04:00.148
9		1:43.083	21.559	49.490	32.034	226.4	10:05:43.231
10		1:51.759 P	21.700	49.080	40.979	226.4	10:07:34.990

Lap	D	Time	Sector 1	Sector 2	Sector 3	T. Spd	Elapsed
1		9:48:07.223 P	9:46:22.353	53.466	51.404		9:48:07.223
2		2:14.505	52.928	49.633	31.944		9:50:21.728
3		1:44.026	21.909	49.943	32.174	222.2	9:52:05.754
4		1:45.011	21.898	50.594	32.519	222.6	9:53:50.765
5		1:44.189	21.951	49.998	32.240	223.6	9:55:34.954
6		1:44.640	22.028	50.353	32.259	222.2	9:57:19.594
7		2:00.931 P	22.136	58.486	40.309	220.8	9:59:20.525
8		10:46.674	9:24.498	50.234	31.942		10:10:07.199
9		1:44.652	22.401	50.203	32.048	219.9	10:11:51.851
10		1:52.170 P	22.113	51.396	38.661	223.1	10:13:44.021

Lap	D	Time	Sector 1	Sector 2	Sector 3	T. Spd	Elapsed
1		9:54:16.355	9:52:47.387	56.555	32.413		9:54:16.355
2		1:42.595	21.770	49.037	31.788	226.4	9:55:58.950
3		1:42.495	21.863	48.869	31.763	230.7	9:57:41.445
4		1:53.359 P	21.795	50.037	41.527	225.4	9:59:34.804

Lap	D	Time	Sector 1	Sector 2	Sector 3	T. Spd	Elapsed
1		9:43:56.015	9:42:32.082	51.203	32.730		9:43:56.015
2		1:44.686	22.788	49.627	32.271	219.5	9:45:40.701
3		1:43.256	21.692	49.541	32.023	223.1	9:47:23.957
4		1:43.881	21.967	49.709	32.205	224.5	9:49:07.838
5		1:43.952	21.898	49.824	32.230	224.0	9:50:51.790
6		1:51.932 P	21.737	49.893	40.302	225.0	9:52:43.722
7		6:47.418	5:22.270	52.999	32.149		9:59:31.140
8		1:42.772	21.521	49.355	31.896	221.7	10:01:13.912
9		1:50.925 P	21.478	49.346	40.101	224.5	10:03:04.837

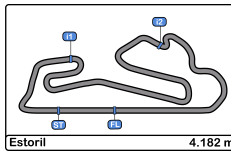
Lap	D	Time	Sector 1	Sector 2	Sector 3	T. Spd	Elapsed
1		9:42:37.799	9:41:01.867	1:00.462	35.470		9:42:37.799
2		1:49.290	24.184	52.281	32.825	208.0	9:44:27.089
3		1:45.310	22.584	50.791	31.935	223.6	9:46:12.399
4		1:44.213	21.640	50.303	32.270	223.6	9:47:56.612

Lap	D	Time	Sector 1	Sector 2	Sector 3	T. Spd	Elapsed
5		1:43.730					21.763
6		1:43.661					21.723
7		1:43.394					21.675
8		1:43.257					21.657
9		1:50.184 P					21.896
10		11:41.547	10:06.136				59.820
11		1:49.255					25.695
12		1:40.282					21.145
13		1:37.634					20.884
14		1:36.605					20.697
15		1:35.462					20.111
16		1:35.383					20.208
17		1:35.160					20.074
18		1:40.707 P					20.531

Lap	D	Time	Sector 1	Sector 2	Sector 3	T. Spd	Elapsed
1		9:45:07.414	9:43:43.023	52.183	32.208		9:45:07.414
2		1:43.820	22.274	49.340	32.206	223.6	9:46:51.234
3		1:43.313	21.714	49.393	32.206	225.0	9:48:34.547
4		1:56.126 P	21.874	49.675	44.577	226.4	9:50:30.673
5		11:40.163	9:55.854	1:03.205	41.104		10:02:10.836
6		1:58.181	25.889	55.894	36.398	169.0	10:04:09.017
7		1:52.334	23.274		2:28.732	196.3	10:06:01.351
8		1:51.330	21.855	53.466	36.009	225.4	10:07:52.681
9		2:11.314 P	23.842	56.764	50.708	200.7	10:10:03.995
10		5:57.573	4:31.591	54.011	31.971		10:16:01.568
11		1:37.540	21.178	46.749	29.613	220.8	10:17:39.108
12		1:34.951	20.166	45.507	29.278	232.2	10:19:14.059
13		1:34.665	20.050	45.419	29.196	231.7	10:20:48.724
14		1:58.846 P	23.145	53.615	42.086	226.4	10:22:47.570

Lap	D	Time	Sector 1	Sector 2	Sector 3	T. Spd	Elapsed
1		9:47:59.314	9:46:20.590	1:01.902	36.822		9:47:59.314
2		1:44.017	22.082	50.138	31.797	220.8	9:49:43.331
3		1:42.928	21.563	49.436	31.929	226.8	9:51:26.259
4		1:43.234	21.708	49.769	31.757	226.4	9:53:09.493
5		1:58.807	21.858	1:01.052	35.897	225.0	9:55:08.300
6		1:43.741	21.764	50.131	31.846	224.0	9:56:52.041
7		1:43.187	21.566	49.606	32.015	222.6	9:58:35.228
8		1:50.892 P	21.746	50.296	38.850	224.5	10:00:26.120
9		7:02.180	5:33.713	53.162	35.305		10:07:28.300
10		1:41.172	22.130	48.473	30.569	224.5	10:09:09.472
11		1:37.707	20.853	47.210	29.644	228.8	10:10:47.179
12		1:36.183	20.508	46.235	29.440	230.2	10:12:23.362
13		1:36.581	20.289	46.775	29.517	230.2	10:13:59.943
14		1:35.769	20.256	46.111	29.402	226.8	10:15:35.712
15		1:37.189	20.226	46.599	30.364	228.8	10:17:12.901
16		1:35.719	20.177	46.139	29.403	228.8	10:18:48.620
17		1:35.749	20.085	46.280	29.384	229.2	10:20:24.369
18		1:43.027 P	20.324	46.409	36.294	225.9	10:22:07.396





Circuito de Estoril
Euroformula Open
Free Practice - 1
Lap Analysis



15

Yves Baltas

Dallara F312

12	1:35.343	20.445	45.336	29.562	228.3	10:20:44.851
13	2:06.550 P	26.233	57.863	42.454	188.8	10:22:51.401

Campos Racing

Lap D	Time	Sector 1	Sector 2	Sector 3	T. Spd	Elapsed
1	9:46:45.839	9:45:21.702	51.082	33.055		9:46:45.839
2	1:45.037	22.375	49.990	32.672	220.8	9:48:30.876
3	1:43.719	21.669	49.538	32.512	223.1	9:50:14.595
4	1:43.306	21.842	49.128	32.336	224.5	9:51:57.901
5	1:43.347	21.510	49.518	32.319	224.5	9:53:41.248
6	1:44.311	21.550	50.056	32.705	225.9	9:55:25.559
7	1:43.546	21.672	49.490	32.384	224.0	9:57:09.105
8	1:52.781 P	21.708	49.936	41.137	221.3	9:59:01.886
9	7:54.544	6:28.388	53.779	32.377		10:06:56.430
10	1:41.265	22.065	48.528	30.672	220.4	10:08:37.695
11	1:38.828	20.994	47.715	30.119	228.8	10:10:16.523
12	1:38.278	21.049	47.148	30.081	229.2	10:11:54.801
13	1:38.060	20.782	47.212	30.066	231.7	10:13:32.861
14	1:44.766 P	20.662	46.487	37.617	230.2	10:15:17.627
15	4:22.830	3:05.469	47.020	30.341		10:19:40.457
16	1:37.384	21.107	46.360	29.917	228.8	10:21:17.841
17	1:47.964 P	20.574	46.346	41.044	231.2	10:23:05.805

18

Marcos Siebert

Dallara F312

21

Calan Williams

Dallara F312

Fortec Motorsport

Lap D	Time	Sector 1	Sector 2	Sector 3	T. Spd	Elapsed
1	9:42:55.751	9:41:27.399	54.280	34.072		9:42:55.751
2	1:43.625	21.877	49.850	31.898	222.2	9:44:39.376
3	1:42.496	21.397	49.028	32.071	225.0	9:46:21.872
4	1:43.206	21.801	49.116	32.289	225.0	9:48:05.078
5	1:43.531	21.517	49.347	32.667	226.4	9:49:48.609
6	1:55.552	21.564	1:01.257	32.731	225.9	9:51:44.161
7	1:43.178	21.361	49.349	32.468	225.0	9:53:27.339
8	1:54.567 P	22.791	50.946	40.830	223.6	9:55:21.906
9	8:51.172	7:20.250	55.977	34.945		10:04:13.078
10	1:41.556	22.985	48.163	30.408	213.8	10:05:54.634
11	1:37.814	21.416	46.722	29.676	229.2	10:07:32.448
12	1:40.800	20.983	47.733	32.084	231.7	10:09:13.248
13	1:36.656	20.712	46.331	29.613	229.7	10:10:49.904
14	1:36.314	20.541	46.246	29.527	230.7	10:12:26.218
15	1:36.016	20.294	46.073	29.649	229.7	10:14:02.234
16	1:35.622	20.293	45.785	29.544	229.7	10:15:37.856
17	1:36.156	20.210	46.494	29.452	229.2	10:17:14.012
18	1:35.721	20.125	46.086	29.510	231.7	10:18:49.733
19	1:35.773	20.165	46.190	29.418	232.2	10:20:25.506
20	1:49.198 P	22.165	47.783	39.250	205.7	10:22:14.704

19

Petru Florescu

Dallara F312

28

Cameron Das

Dallara F312

Carlin Motorsport

Lap D	Time	Sector 1	Sector 2	Sector 3	T. Spd	Elapsed
1	9:46:35.874	9:45:11.129	52.543	32.202		9:46:35.874
2	1:42.302	21.257	49.387	31.658	225.0	9:48:18.176
3	1:55.691	21.520	59.979	34.192	225.4	9:50:13.867
4	1:42.422	21.400	49.217	31.805	223.6	9:51:56.289
5	1:43.047	21.625	49.347	32.075	225.9	9:53:39.336
6	1:54.448 P	21.599	49.866	42.983	225.9	9:55:33.784
7	6:38.180	5:11.347	52.868	33.965		10:02:11.964
8	1:49.091 P	21.171	49.216	38.704	222.2	10:04:01.055
9	5:40.853	4:13.350	55.795	31.708		10:09:41.908
10	1:39.533	21.313	48.042	30.178	231.2	10:11:21.441
11	1:36.611	20.751	46.155	29.705	233.2	10:12:58.052
12	1:35.547	20.124	46.252	29.171	233.2	10:14:33.599
13	1:35.388	19.960	46.073	29.355	233.2	10:16:08.987
14	1:35.097	19.690	45.984	29.423	235.2	10:17:44.084
15	1:35.329	19.887	45.913	29.529	236.3	10:19:19.413
16	1:56.075	20.276	1:05.288	30.511	233.7	10:21:15.488
17	1:47.731 P	20.348	46.305	41.078	232.7	10:23:03.219

Lap D	Time	Sector 1	Sector 2	Sector 3	T. Spd	Elapsed
1	9:42:34.263	9:40:59.366	59.991	34.906		9:42:34.263
2	1:50.558	22.981	53.463	34.114	220.8	9:44:24.821
3	1:56.969 P	23.191	55.144	38.634	223.6	9:46:21.790
4	8:07.859	6:41.857	53.393	32.609		9:54:29.649
5	1:54.268	22.444	1:00.856	30.968	202.2	9:56:23.917
6	1:38.902	20.920	48.200	29.782	218.1	9:58:02.819
7	1:50.941	21.039	59.371	30.531	220.8	9:59:53.760
8	1:38.037	20.860	46.782	30.395	219.5	10:01:31.797
9	1:37.075	20.670	46.871	29.534	225.9	10:03:08.872
10	1:36.342	20.345	46.543	29.454	226.4	10:04:45.214
11	1:36.548	20.447	46.605	29.496	223.1	10:06:21.762
12	1:37.110	20.839	46.668	29.603	225.0	10:07:58.872
13	1:37.264	20.492	47.018	29.754	225.9	10:09:36.136
14	1:36.243	20.476	46.425	29.342	223.6	10:11:12.379
15	1:36.082	20.542	46.236	29.304	222.6	10:12:48.461
16	1:37.512	20.396	47.014	30.102	223.6	10:14:25.973
17	1:39.682	23.577	46.707	29.398	161.4	10:16:05.655
18	1:36.575	20.362	46.546	29.667	224.0	10:17:42.230
19	1:37.653	20.262	46.490	30.901	226.8	10:19:19.883
20	1:36.464	20.470	46.603	29.391	224.0	10:20:56.347
21	1:43.546 P	20.668	46.904	35.974	223.1	10:22:39.893

32

Moritz Müller-Creppon

Dallara F312

32

Moritz Müller-Creppon

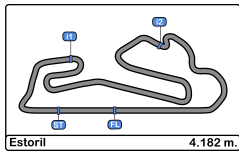
Dallara F312

Teo Martin Motorsport

Lap D	Time	Sector 1	Sector 2	Sector 3	T. Spd	Elapsed
1	9:43:00.304	9:41:32.057	53.945	34.302		9:43:00.304
2	1:46.028	22.647	50.640	32.741	221.7	9:44:46.332
3	1:45.516	22.302	50.230	32.984	222.2	9:46:31.848
4	1:50.914	22.485	55.485	32.944	222.2	9:48:22.762
5	1:44.942	22.119	50.318	32.505	223.1	9:50:07.704
6	2:03.004 P	21.918	57.925	43.161	223.6	9:52:10.708
7	20:29.105	19:01.189	55.566	32.350		10:12:39.813
8	1:41.560	22.904	48.465	30.191	223.6	10:14:21.373
9	1:37.113	21.073	46.174	29.866	226.8	10:15:58.486
10	1:36.038	21.063	45.366	29.609	227.3	10:17:34.524
11	1:34.984	20.441	45.238	29.305	227.8	10:19:09.508

Lap D	Time	Sector 1	Sector 2	Sector 3	T. Spd	Elapsed
1	9:45:24.009	9:43:49.054	1:01.801	33.154		9:45:24.009





Circuito de Estoril
Euroformula Open
Free Practice - 1
Lap Analysis



2	1:44.242	22.271	49.891	32.080	222.2	9:47:08.251	10	1:36.169	20.652	46.040	29.477	235.8	10:18:14.562
3	1:49.430 P	22.174	49.584	37.672	225.0	9:48:57.681	11	1:35.847	20.292	45.983	29.572	235.2	10:19:50.409
4	3:32.195	2:10.294	49.562	32.339		9:52:29.876	12	1:43.972	24.700	49.365	29.907	235.2	10:21:34.381
5	1:44.417	21.809	50.385	32.223	227.3	9:54:14.293	13	1:58.774 P	25.477	50.924	42.373	180.0	10:23:33.155
6	1:44.064	22.001	49.932	32.131	226.4	9:55:58.357							
7	1:54.381	23.392	58.715	32.274	225.0	9:57:52.738							
8	1:44.156	21.964	50.200	31.992	225.4	9:59:36.894							
9	1:51.330 P	21.961	50.067	39.302	225.9	10:01:28.224							
10	6:34.576	4:48.098	1:11.823	34.655		10:08:02.800							
11	1:42.723	22.823	49.309	30.591	217.7	10:09:45.523							
12	1:38.101	20.910	47.117	30.074	231.2	10:11:23.624							
13	1:37.277	20.984	46.585	29.708	225.0	10:13:00.901							
14	1:36.665	20.475	46.504	29.686	232.2	10:14:37.566							
15	1:36.173	20.486	46.198	29.489	231.7	10:16:13.739							
16	1:36.656	20.397	46.430	29.829	232.2	10:17:50.395							
17	1:36.355	20.195	46.399	29.761	232.7	10:19:26.750							
18	1:50.699 P	23.009	52.484	35.206	232.2	10:21:17.449							

34 Matheus Iorio Dallara F312
 Carlin Motorsport

Lap	D	Time	Sector 1	Sector 2	Sector 3	T. Spd	Elapsed
1		9:42:41.574 P	9:40:56.391	1:00.611	44.572		9:42:41.574
2		11:37.103	10:14.833	50.205	32.065		9:54:18.677
3		1:42.139	21.391	48.740	32.008	221.7	9:56:00.816
4		1:48.485	21.576	54.859	32.050	222.6	9:57:49.301
5		1:43.280	21.418	49.681	32.181	223.1	9:59:32.581
6		1:54.551 P	21.339	50.512	42.700	225.9	10:01:27.132
7		6:25.244	4:58.892	53.672	32.680		10:07:52.376
8		1:46.036	24.676	51.276	30.084	197.0	10:09:38.412
9		1:37.048	20.589	46.773	29.686	231.2	10:11:15.460
10		1:36.537	20.894	46.247	29.396	232.7	10:12:51.997
11		1:36.194	20.528	46.496	29.170	231.7	10:14:28.191
12		1:35.590	20.426	46.023	29.141	231.2	10:16:03.781
13		1:43.534	20.753	47.161	35.620	232.7	10:17:47.315
14		1:34.900	20.174	45.512	29.214	231.2	10:19:22.215
15		1:45.767 P	20.514	47.858	37.395	232.7	10:21:07.982

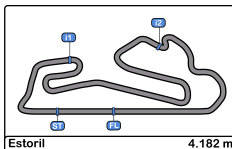
51 Aldo Festante Dallara F312
 RP Motorsport

Lap	D	Time	Sector 1	Sector 2	Sector 3	T. Spd	Elapsed
1		9:54:36.891	9:53:08.690	54.799	33.402		9:54:36.891
2		1:44.437	22.020	50.040	32.377	224.5	9:56:21.328
3		1:45.092	21.637	50.889	32.566	226.4	9:58:06.420
4		1:58.779 P	22.347	52.829	43.603	226.8	10:00:05.199

77 Guilherme Samaia Dallara F312
 RP Motorsport

Lap	D	Time	Sector 1	Sector 2	Sector 3	T. Spd	Elapsed
1		9:47:16.289	9:45:49.170	53.740	33.379		9:47:16.289
2		1:45.629	22.596	50.276	32.757	225.9	9:49:01.918
3		1:43.481	21.925	49.246	32.310	228.3	9:50:45.399
4		1:42.944	21.706	49.279	31.959	229.7	9:52:28.343
5		1:43.029	21.494	49.361	32.174	230.7	9:54:11.372
6		2:02.987 P	22.107	50.830	50.050	230.7	9:56:14.359
7		17:08.046	15:38.991	56.909	32.146		10:13:22.405
8		1:39.692	21.783	48.071	29.838	231.2	10:15:02.097
9		1:36.296	20.621	46.063	29.612	232.7	10:16:38.393



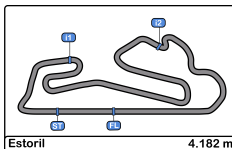


Circuito de Estoril
Euroformula Open
Free Practice - 1
Best Sectors Results



Sector - 1				Sector - 2				Sector - 3				Ideal Lap vs Best Lap				
Clas	Nº	Driver	Time	Nº	Driver	Time	Nº	Driver	Time	Clas	Nº	Driver	Ideal Lap	Best Lap	Clas	
1	18	Marcos Siebert	19.690	19	Petru Florescu	45.238	34	Matheus Iorio	29.141	1	10	Bent Viscaal	1:34.665	1:34.665	1	
2	10	Bent Viscaal	20.050	10	Bent Viscaal	45.419	18	Marcos Siebert	29.171	2	18	Marcos Siebert	1:34.774	1:35.097	4	
3	8	Lukas Dunner	20.074	34	Matheus Iorio	45.512	10	Bent Viscaal	29.196	3	34	Matheus Iorio	1:34.827	1:34.900	2	
4	12	Christian Hahn	20.085	8	Lukas Dunner	45.561	28	Cameron Das	29.304	4	19	Petru Florescu	1:34.984	1:34.984	3	
5	21	Calan Williams	20.125	21	Calan Williams	45.785	19	Petru Florescu	29.305	5	8	Lukas Dunner	1:35.046	1:35.160	5	
6	34	Matheus Iorio	20.174	18	Marcos Siebert	45.913	12	Christian Hahn	29.384	6	21	Calan Williams	1:35.328	1:35.622	6	
7	32	Moritz Müller-Creppon	20.195	77	Guilherme Samaia	45.983	8	Lukas Dunner	29.411	7	12	Christian Hahn	1:35.580	1:35.719	7	
8	28	Cameron Das	20.262	12	Christian Hahn	46.111	21	Calan Williams	29.418	8	77	Guilherme Samaia	1:35.752	1:35.847	8	
9	77	Guilherme Samaia	20.292	32	Moritz Müller-Creppon	46.198	77	Guilherme Samaia	29.477	9	28	Cameron Das	1:35.802	1:36.082	9	
10	19	Petru Florescu	20.441	28	Cameron Das	46.236	32	Moritz Müller-Creppon	29.489	10	32	Moritz Müller-Creppon	1:35.882	1:36.173	10	
11	15	Yves Baltas	20.574	15	Yves Baltas	46.346	15	Yves Baltas	29.917	11	15	Yves Baltas	1:36.837	1:37.384	11	
12	7	Jannes Fittje	21.478	4	Felipe Drugovich	48.869	4	Felipe Drugovich	31.763	12	4	Felipe Drugovich	1:42.402	1:42.495	12	
13	1	Alex Karkosik	21.559	1	Alex Karkosik	49.080	7	Jannes Fittje	31.896	13	1	Alex Karkosik	1:42.598	1:43.053	14	
14	51	Aldo Festante	21.637	7	Jannes Fittje	49.346	3	Michael Benyahia	31.942	14	7	Jannes Fittje	1:42.720	1:42.772	13	
15	4	Felipe Drugovich	21.770	3	Michael Benyahia	49.633	1	Alex Karkosik	31.959	15	3	Michael Benyahia	1:43.473	1:44.026	15	
16	3	Michael Benyahia	21.898	51	Aldo Festante	50.040	51	Aldo Festante	32.377	16	51	Aldo Festante	1:44.054	1:44.437	16	



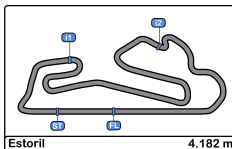


Circuito de Estoril
Euroformula Open
Free Practice - 1
Best 5 Lap Times



Cls	Nº	Entrant	Nat	Driver	Nat	Cat	Cls	Chassis	Team	Best 1		Best 2		Best 3		Best 4		Best 5	
										Time	Lap	Time	Lap	Time	Lap	Time	Lap	Time	Lap
1	10	RACE	ESP	Bent Viscaal	NLD	R	1	Dallara F312	Teo Martin Motorsport	1:34.665	13	1:34.951	12	1:37.540	11	1:43.313	3	1:43.820	2
2	34	Carlin Motorsport	GBR	Matheus Iorio	BRA			Dallara F312	Carlin Motorsport	1:34.900	14	1:35.590	12	1:36.194	11	1:36.537	10	1:37.048	9
3	19	Fortec Motorsport	GBR	Petru Florescu	ROU			Dallara F312	Fortec Motorsport	1:34.984	11	1:35.343	12	1:36.038	10	1:37.113	9	1:41.560	8
4	18	Campos Racing	ESP	Marcos Siebert	ARG			Dallara F312	Campos Racing	1:35.097	14	1:35.329	15	1:35.388	13	1:35.547	12	1:36.611	11
5	8	Drivex School	ESP	Lukas Dunner	AUT	R	2	Dallara F312	Drivex School	1:35.160	17	1:35.383	16	1:35.462	15	1:36.605	14	1:37.634	13
6	21	Fortec Motorsport	GBR	Calan Williams	AUS			Dallara F312	Fortec Motorsport	1:35.622	16	1:35.721	18	1:35.773	19	1:36.016	15	1:36.156	17
7	12	Drivex School	ESP	Christian Hahn	BRA			Dallara F312	Drivex School	1:35.719	16	1:35.749	17	1:35.769	14	1:36.183	12	1:36.581	13
8	77	RP Motorsport	ITA	Guilherme Samaia	BRA			Dallara F312	RP Motorsport	1:35.847	11	1:36.169	10	1:36.296	9	1:39.692	8	1:42.944	4
9	28	Carlin Motorsport	GBR	Cameron Das	USA			Dallara F312	Carlin Motorsport	1:36.082	15	1:36.243	14	1:36.342	10	1:36.464	20	1:36.548	11
10	32	RACE	ESP	Moritz Müller-Creppon	CHE	R	3	Dallara F312	Teo Martin Motorsport	1:36.173	15	1:36.355	17	1:36.656	16	1:36.665	14	1:37.277	13
11	15	Campos Racing	ESP	Yves Baltas	USA	R	4	Dallara F312	Campos Racing	1:37.384	16	1:38.060	13	1:38.278	12	1:38.828	11	1:41.265	10
12	4	RP Motorsport	ITA	Felipe Drugovich	BRA			Dallara F312	RP Motorsport	1:42.495	3	1:42.595	2	1:53.359	4				
13	7	Drivex School	ESP	Jannes Fittje	DEU			Dallara F312	Drivex School	1:42.772	8	1:43.256	3	1:43.881	4	1:43.952	5	1:44.686	2
14	1	RP Motorsport	ITA	Alex Karkosik	POL			Dallara F312	RP Motorsport	1:43.053	8	1:43.083	9	1:43.800	5	1:44.060	4	1:44.190	3
15	3	RP Motorsport	ITA	Michael Benyahia	MAR			Dallara F312	RP Motorsport	1:44.026	3	1:44.189	5	1:44.640	6	1:44.652	9	1:45.011	4
16	51	RP Motorsport	ITA	Aldo Festante	ITA	R	5	Dallara F312	RP Motorsport	1:44.437	2	1:45.092	3	1:58.779	4				



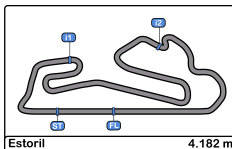


Circuito de Estoril
Euroformula Open
Free Practice - 1
Best 5 Top Speeds



Cls	Nº	Entrant	Nat	Driver	Nat	Cat	Cls	Chassis	Team	Top 1		Top 2		Top 3		Top 4		Top 5		Avg
										Km/h	Lap	Km/h	Lap	Km/h	Lap	Km/h	Lap	Km/h	Lap	
1	18	Campos Racing	ESP	Marcos Siebert	ARG			Dallara F312	Campos Racing	236.3	15	235.2	14	233.7	16	233.2	11	233.2	12	234.3
2	77	RP Motorsport	ITA	Guilherme Samaia	BRA			Dallara F312	RP Motorsport	235.8	10	235.2	11	235.2	12	232.7	9	231.2	8	234.0
3	32	RACE	ESP	Moritz Müller-Creppon	CHE	R	1	Dallara F312	Teo Martin Motorsport	232.7	17	232.2	14	232.2	16	232.2	18	231.7	15	232.2
4	34	Carlin Motorsport	GBR	Matheus Iorio	BRA			Dallara F312	Carlin Motorsport	232.7	10	232.7	13	232.7	15	231.7	11	231.2	9	232.2
5	8	Drivex School	ESP	Lukas Dunner	AUT	R	2	Dallara F312	Drivex School	232.2	16	232.2	17	230.7	13	230.7	14	230.7	15	231.3
6	10	RACE	ESP	Bent Viscaal	NLD	R	3	Dallara F312	Teo Martin Motorsport	232.2	12	231.7	13	226.4	4	226.4	14	225.4	8	228.4
7	21	Fortec Motorsport	GBR	Calan Williams	AUS			Dallara F312	Fortec Motorsport	232.2	19	231.7	12	231.7	18	230.7	14	229.7	13	231.2
8	15	Campos Racing	ESP	Yves Baltas	USA	R	4	Dallara F312	Campos Racing	231.7	13	231.2	17	230.2	14	229.2	12	228.8	11	230.2
9	4	RP Motorsport	ITA	Felipe Drugovich	BRA			Dallara F312	RP Motorsport	230.7	3	226.4	2	225.4	4					227.5
10	12	Drivex School	ESP	Christian Hahn	BRA			Dallara F312	Drivex School	230.2	12	230.2	13	229.2	17	228.8	11	228.8	15	229.4
11	19	Fortec Motorsport	GBR	Petru Florescu	ROU			Dallara F312	Fortec Motorsport	228.3	12	227.8	11	227.3	10	226.8	9	223.6	6	226.8
12	28	Carlin Motorsport	GBR	Cameron Das	USA			Dallara F312	Carlin Motorsport	226.8	19	226.4	10	225.9	9	225.9	13	225.0	12	226.0
13	51	RP Motorsport	ITA	Aldo Festante	ITA	R	5	Dallara F312	RP Motorsport	226.8	4	226.4	3	224.5	2					225.9
14	1	RP Motorsport	ITA	Alex Karkosik	POL			Dallara F312	RP Motorsport	226.4	9	226.4	10	225.9	5	225.9	6	225.0	4	225.9
15	7	Drivex School	ESP	Jannes Fittje	DEU			Dallara F312	Drivex School	225.0	6	224.5	4	224.5	9	224.0	5	223.1	3	224.2
16	3	RP Motorsport	ITA	Michael Benyahia	MAR			Dallara F312	RP Motorsport	223.6	5	223.1	10	222.6	4	222.2	3	222.2	6	222.7



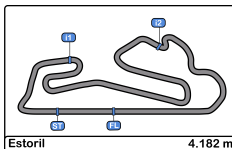


Circuito de Estoril
Euroformula Open
Free Practice - 1
Fastest Laps Sequence



Lap	Time of Day	Session Time	Nº	Entrant	Nat	Driver	Nat	Cat	Chassis	Team	Time	Km/h
2	9:44:24.821	4:24.821	28	Carlin Motorsport	GBR	Cameron Das	USA		Dallara F312	Carlin Motorsport	1:50.558	136.1
2	9:44:27.089	4:27.089	8	Drivex School	ESP	Lukas Dunner	AUT	R	Dallara F312	Drivex School	1:49.290	137.7
2	9:44:39.376	4:39.376	21	Fortec Motorsport	GBR	Calan Williams	AUS		Dallara F312	Fortec Motorsport	1:43.625	145.2
3	9:46:21.872	6:21.872	21	Fortec Motorsport	GBR	Calan Williams	AUS		Dallara F312	Fortec Motorsport	1:42.496	146.8
2	9:48:18.176	8:18.176	18	Campos Racing	ESP	Marcos Siebert	ARG		Dallara F312	Campos Racing	1:42.302	147.1
3	9:56:00.816	16:00.816	34	Carlin Motorsport	GBR	Matheus Iorio	BRA		Dallara F312	Carlin Motorsport	1:42.139	147.3
6	9:58:02.819	18:02.819	28	Carlin Motorsport	GBR	Cameron Das	USA		Dallara F312	Carlin Motorsport	1:38.902	152.2
8	10:01:31.797	21:31.797	28	Carlin Motorsport	GBR	Cameron Das	USA		Dallara F312	Carlin Motorsport	1:38.037	153.5
9	10:03:08.872	23:08.872	28	Carlin Motorsport	GBR	Cameron Das	USA		Dallara F312	Carlin Motorsport	1:37.075	155.0
10	10:04:45.214	24:45.214	28	Carlin Motorsport	GBR	Cameron Das	USA		Dallara F312	Carlin Motorsport	1:36.342	156.2
14	10:11:12.379	31:12.379	28	Carlin Motorsport	GBR	Cameron Das	USA		Dallara F312	Carlin Motorsport	1:36.243	156.4
12	10:12:23.362	32:23.362	12	Drivex School	ESP	Christian Hahn	BRA		Dallara F312	Drivex School	1:36.183	156.5
15	10:12:48.461	32:48.461	28	Carlin Motorsport	GBR	Cameron Das	USA		Dallara F312	Carlin Motorsport	1:36.082	156.6
15	10:14:02.234	34:02.234	21	Fortec Motorsport	GBR	Calan Williams	AUS		Dallara F312	Fortec Motorsport	1:36.016	156.7
12	10:14:33.599	34:33.599	18	Campos Racing	ESP	Marcos Siebert	ARG		Dallara F312	Campos Racing	1:35.547	157.5
13	10:16:08.987	36:08.987	18	Campos Racing	ESP	Marcos Siebert	ARG		Dallara F312	Campos Racing	1:35.388	157.8
14	10:17:44.084	37:44.084	18	Campos Racing	ESP	Marcos Siebert	ARG		Dallara F312	Campos Racing	1:35.097	158.3
11	10:19:09.508	39:09.508	19	Fortec Motorsport	GBR	Petru Florescu	ROU		Dallara F312	Fortec Motorsport	1:34.984	158.5
12	10:19:14.059	39:14.059	10	RACE	ESP	Bent Viscaal	NLD	R	Dallara F312	Teo Martin	1:34.951	158.5
14	10:19:22.215	39:22.215	34	Carlin Motorsport	GBR	Matheus Iorio	BRA		Dallara F312	Carlin Motorsport	1:34.900	158.6
13	10:20:48.724	40:48.724	10	RACE	ESP	Bent Viscaal	NLD	R	Dallara F312	Teo Martin	1:34.665	159.0



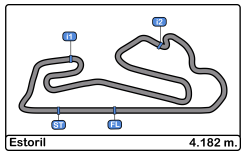


Circuito de Estoril
Euroformula Open
Free Practice - 1
Event Best Maximum Speed

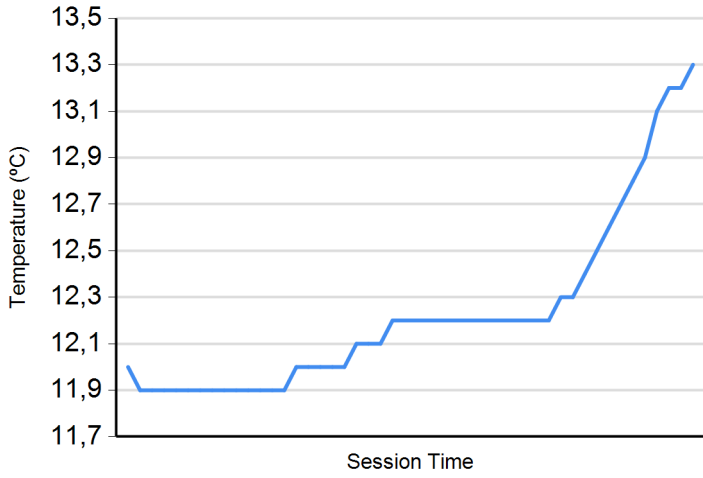


Nº	Entrant	Nat	Driver	Nat	Cat	Clas	Chassis	Team	Km/h	Session
18	Campos Racing	ESP	Marcos Siebert	ARG			Dallara F312	Campos Racing	236.3	Free Practice - 1
77	RP Motorsport	ITA	Guilherme Samaia	BRA			Dallara F312	RP Motorsport	235.8	Free Practice - 1
34	Carlin Motorsport	GBR	Matheus Iorio	BRA			Dallara F312	Carlin Motorsport	232.7	Free Practice - 1
32	RACE	ESP	Moritz Müller-Creppon	CHE	R	1	Dallara F312	Teo Martin	232.7	Free Practice - 1
8	Drivex School	ESP	Lukas Dunner	AUT	R	2	Dallara F312	Drivex School	232.2	Free Practice - 1
10	RACE	ESP	Bent Viscaal	NLD	R	3	Dallara F312	Teo Martin	232.2	Free Practice - 1
21	Fortec Motorsport	GBR	Calan Williams	AUS			Dallara F312	Fortec Motorsport	232.2	Free Practice - 1
15	Campos Racing	ESP	Yves Baltas	USA	R	4	Dallara F312	Campos Racing	231.7	Free Practice - 1
4	RP Motorsport	ITA	Felipe Drugovich	BRA			Dallara F312	RP Motorsport	230.7	Free Practice - 1
12	Drivex School	ESP	Christian Hahn	BRA			Dallara F312	Drivex School	230.2	Free Practice - 1
3	RP Motorsport	ITA	Michael Benyahia	MAR			Dallara F312	RP Motorsport	228.3	Private test - 2
19	Fortec Motorsport	GBR	Petru Florescu	ROU			Dallara F312	Fortec Motorsport	228.3	Free Practice - 1
51	RP Motorsport	ITA	Aldo Festante	ITA	R	5	Dallara F312	RP Motorsport	226.8	Free Practice - 1
28	Carlin Motorsport	GBR	Cameron Das	USA			Dallara F312	Carlin Motorsport	226.8	Free Practice - 1
1	RP Motorsport	ITA	Alex Karkosik	POL			Dallara F312	RP Motorsport	226.4	Free Practice - 1
7	Drivex School	ESP	Jannes Fittje	DEU			Dallara F312	Drivex School	225.0	Free Practice - 1

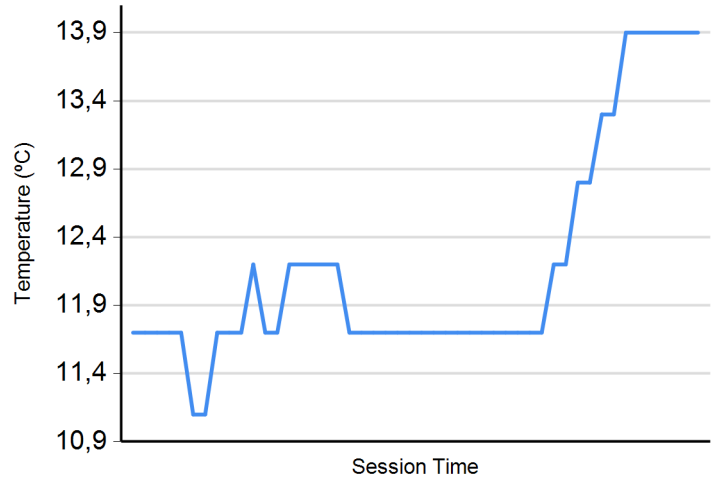




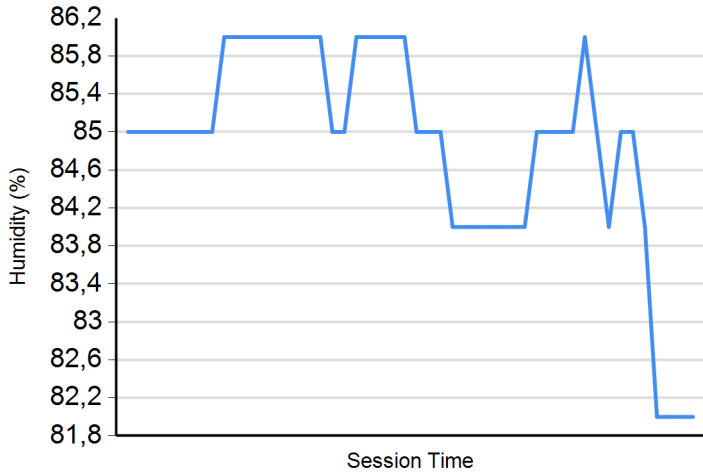
Air Temperature



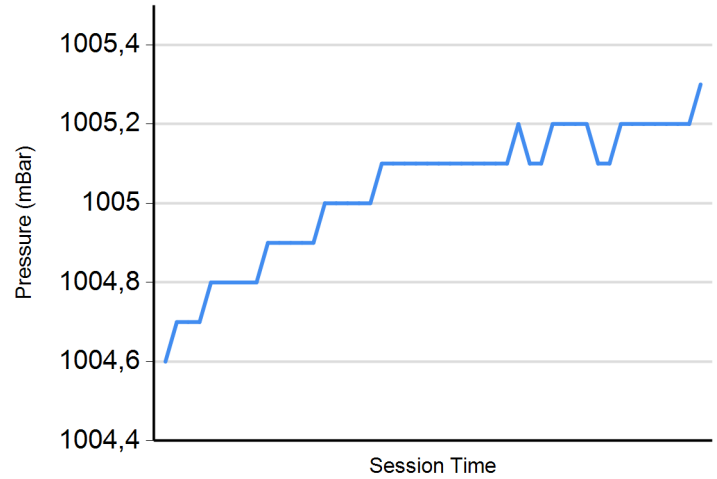
Track Temperature



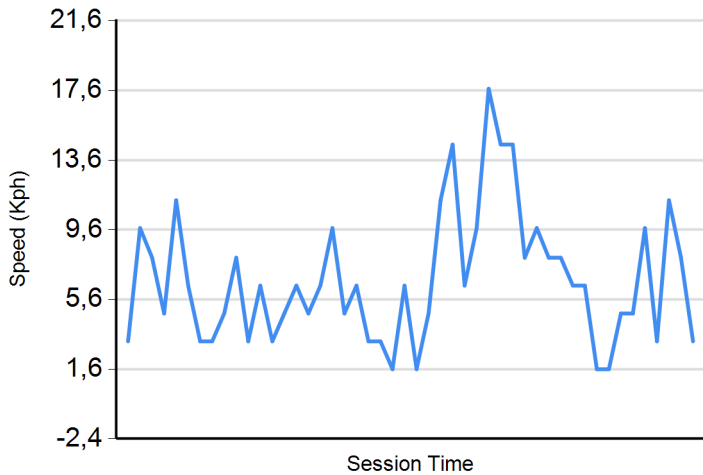
Humidity



Pressure



Wind Speed



Wind direction

North = 0°/360° Est = 90° South = 180° West = 270°

