

Circuito de Estoril  
Euroformula Open  
Private test - 1  
Provisional Results



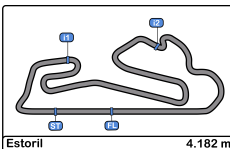
| Clas | Nº | Entrant           | Nat | Driver                | Nat | Cat | Clas | Chassis      | Team                  | Laps | Best | Time     | Gap   | Interval | Km/h  |
|------|----|-------------------|-----|-----------------------|-----|-----|------|--------------|-----------------------|------|------|----------|-------|----------|-------|
| 1    | 34 | Carlin Motorsport | GBR | Matheus Iorio         | BRA |     |      | Dallara F312 | Carlin Motorsport     | 30   | 22   | 1:44.773 |       |          | 143.6 |
| 2    | 28 | Carlin Motorsport | GBR | Cameron Das           | USA |     |      | Dallara F312 | Carlin Motorsport     | 34   | 24   | 1:45.644 | 0.871 | 0.871    | 142.5 |
| 3    | 7  | Drivex School     | ESP | Jannes Fittje         | DEU |     |      | Dallara F312 | Drivex School         | 35   | 24   | 1:45.997 | 1.224 | 0.353    | 142.0 |
| 4    | 4  | RP Motorsport     | ITA | Felipe Drugovich      | BRA |     |      | Dallara F312 | RP Motorsport         | 34   | 26   | 1:46.029 | 1.256 | 0.032    | 141.9 |
| 5    | 12 | Drivex School     | ESP | Christian Hahn        | BRA |     |      | Dallara F312 | Drivex School         | 28   | 11   | 1:46.387 | 1.614 | 0.358    | 141.5 |
| 6    | 1  | RP Motorsport     | ITA | Alex Karkosik         | POL |     |      | Dallara F312 | RP Motorsport         | 35   | 29   | 1:46.426 | 1.653 | 0.039    | 141.4 |
| 7    | 3  | RP Motorsport     | ITA | Michael Benyahia      | MAR |     |      | Dallara F312 | RP Motorsport         | 34   | 33   | 1:46.449 | 1.676 | 0.023    | 141.4 |
| 8    | 19 | Fortec Motorsport | GBR | Petru Florescu        | ROU |     |      | Dallara F312 | Fortec Motorsport     | 39   | 24   | 1:46.620 | 1.847 | 0.171    | 141.2 |
| 9    | 8  | Drivex School     | ESP | Lukas Dunner          | AUT | R   | 1    | Dallara F312 | Drivex School         | 39   | 38   | 1:46.781 | 2.008 | 0.161    | 140.9 |
| 10   | 10 | RACE              | ESP | Bent Viscaal          | NLD | R   | 2    | Dallara F312 | Teo Martin Motorsport | 38   | 17   | 1:46.901 | 2.128 | 0.120    | 140.8 |
| 11   | 18 | Campos Racing     | ESP | Marcos Siebert        | ARG |     |      | Dallara F312 | Campos Racing         | 27   | 22   | 1:46.933 | 2.160 | 0.032    | 140.7 |
| 12   | 77 | RP Motorsport     | ITA | Guilherme Samaia      | BRA |     |      | Dallara F312 | RP Motorsport         | 29   | 28   | 1:47.162 | 2.389 | 0.229    | 140.4 |
| 13   | 32 | RACE              | ESP | Moritz Müller-Creppon | CHE | R   | 3    | Dallara F312 | Teo Martin Motorsport | 32   | 28   | 1:47.866 | 3.093 | 0.704    | 139.5 |
| 14   | 51 | RP Motorsport     | ITA | Aldo Festante         | ITA | R   | 4    | Dallara F312 | RP Motorsport         | 31   | 29   | 1:47.936 | 3.163 | 0.070    | 139.4 |
| 15   | 21 | Fortec Motorsport | GBR | Calan Williams        | AUS |     |      | Dallara F312 | Fortec Motorsport     | 17   | 16   | 1:50.395 | 5.622 | 2.459    | 136.3 |
| 16   | 15 | Campos Racing     | ESP | Yves Baltas           | USA | R   | 5    | Dallara F312 | Campos Racing         | 25   | 22   | 1:50.761 | 5.988 | 0.366    | 135.9 |

Published at:.....

Track Temp: 14.4 °C    Air Temp: 12.4 °C    Humidity: 81 %    Track Status: WET

|           |                |             |
|-----------|----------------|-------------|
| Stewards: | Race Director: | Timekeeper: |
|           |                |             |





Circuito de Estoril  
Euroformula Open  
Private test - 1  
Provisional Results by Class



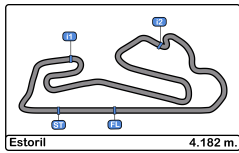
| Clas          | Nº | Entrant           | Nat | Driver                | Nat | Cat | Clas | Chassis      | Team                  | Laps | Best | Time     | Gap   | Interval | Km/h  |
|---------------|----|-------------------|-----|-----------------------|-----|-----|------|--------------|-----------------------|------|------|----------|-------|----------|-------|
| 1             | 34 | Carlin Motorsport | GBR | Matheus Iorio         | BRA |     |      | Dallara F312 | Carlin Motorsport     | 30   | 22   | 1:44.773 |       |          | 143.6 |
| 2             | 28 | Carlin Motorsport | GBR | Cameron Das           | USA |     |      | Dallara F312 | Carlin Motorsport     | 34   | 24   | 1:45.644 | 0.871 | 0.871    | 142.5 |
| 3             | 7  | Drivex School     | ESP | Jannes Fittje         | DEU |     |      | Dallara F312 | Drivex School         | 35   | 24   | 1:45.997 | 1.224 | 0.353    | 142.0 |
| 4             | 4  | RP Motorsport     | ITA | Felipe Drugovich      | BRA |     |      | Dallara F312 | RP Motorsport         | 34   | 26   | 1:46.029 | 1.256 | 0.032    | 141.9 |
| 5             | 12 | Drivex School     | ESP | Christian Hahn        | BRA |     |      | Dallara F312 | Drivex School         | 28   | 11   | 1:46.387 | 1.614 | 0.358    | 141.5 |
| 6             | 1  | RP Motorsport     | ITA | Alex Karkosik         | POL |     |      | Dallara F312 | RP Motorsport         | 35   | 29   | 1:46.426 | 1.653 | 0.039    | 141.4 |
| 7             | 3  | RP Motorsport     | ITA | Michael Benyahia      | MAR |     |      | Dallara F312 | RP Motorsport         | 34   | 33   | 1:46.449 | 1.676 | 0.023    | 141.4 |
| 8             | 19 | Fortec Motorsport | GBR | Petru Florescu        | ROU |     |      | Dallara F312 | Fortec Motorsport     | 39   | 24   | 1:46.620 | 1.847 | 0.171    | 141.2 |
| 9             | 18 | Campos Racing     | ESP | Marcos Siebert        | ARG |     |      | Dallara F312 | Campos Racing         | 27   | 22   | 1:46.933 | 2.160 | 0.313    | 140.7 |
| 10            | 77 | RP Motorsport     | ITA | Guilherme Samaia      | BRA |     |      | Dallara F312 | RP Motorsport         | 29   | 28   | 1:47.162 | 2.389 | 0.229    | 140.4 |
| 11            | 21 | Fortec Motorsport | GBR | Calan Williams        | AUS |     |      | Dallara F312 | Fortec Motorsport     | 17   | 16   | 1:50.395 | 5.622 | 3.233    | 136.3 |
| <b>Rookie</b> |    |                   |     |                       |     |     |      |              |                       |      |      |          |       |          |       |
| 1             | 8  | Drivex School     | ESP | Lukas Dunner          | AUT | R   | 1    | Dallara F312 | Drivex School         | 39   | 38   | 1:46.781 |       |          | 140.9 |
| 2             | 10 | RACE              | ESP | Bent Viscaal          | NLD | R   | 2    | Dallara F312 | Teo Martin Motorsport | 38   | 17   | 1:46.901 | 0.120 | 0.120    | 140.8 |
| 3             | 32 | RACE              | ESP | Moritz Müller-Creppon | CHE | R   | 3    | Dallara F312 | Teo Martin Motorsport | 32   | 28   | 1:47.866 | 1.085 | 0.965    | 139.5 |
| 4             | 51 | RP Motorsport     | ITA | Aldo Festante         | ITA | R   | 4    | Dallara F312 | RP Motorsport         | 31   | 29   | 1:47.936 | 1.155 | 0.070    | 139.4 |
| 5             | 15 | Campos Racing     | ESP | Yves Baltas           | USA | R   | 5    | Dallara F312 | Campos Racing         | 25   | 22   | 1:50.761 | 3.980 | 2.825    | 135.9 |

Published at:.....

Track Temp: 14.4 °C    Air Temp: 12.4 °C    Humidity: 81 %    Track Status: WET

|           |                |  |
|-----------|----------------|--|
| Stewards: | Race Director: | Timekeeper:<br> |
|-----------|----------------|--|



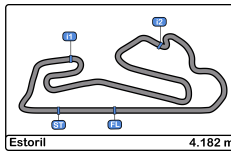


**Circuito de Estoril**  
**Euroformula Open**  
**Private test - 1**  
**Lap Analysis**



| 1 Alex Karkosik Dallara F312 RP Motorsport    |   |                |              |          |          |        | 15           | 1:47.294                                      | 22.562       | 50.892       | 33.840   | 216.4  | 11:02:47.335 |              |
|---|---|----------------|--------------|----------|----------|--------|--------------|---|--------------|--------------|----------|--------|--------------|--------------|
| 2   |   |                |              |          |          |        | 16           | 1:54.519 P                                    | 22.659       | 50.829       | 41.031   | 217.7  | 11:04:41.854 |              |
| 3   |   |                |              |          |          |        | 17           | 26:20.230                                     | 24:43.247    | 1:01.360     | 35.623   |        | 11:31:02.084 |              |
| Lap   | D | Time           | Sector 1     | Sector 2 | Sector 3 | T. Spd | Elapsed      |   |              |              |          |        |              |              |
| 1   |   | 10:16:41.343 P | 10:14:42.380 | 1:07.185 | 51.778   |        | 10:16:41.343 | 18  | 1:50.117     | 23.497       | 53.026   | 33.594 | 215.5        | 11:32:52.201 |
| 2   |   | 5:46.105       | 4:10.025     | 59.011   | 37.069   |        | 10:22:27.448 | 19  | 1:47.995     | 22.811       | 51.586   | 33.598 | 217.3        | 11:34:40.196 |
| 3   |   | 1:58.458       | 25.765       | 56.989   | 35.704   | 207.2  | 10:24:25.906 | 20  | 1:49.296     | 22.794       | 52.644   | 33.858 | 216.4        | 11:36:29.492 |
| 4   |   | 1:56.046       | 25.062       | 55.741   | 35.243   | 209.3  | 10:26:21.952 | 21  | 1:49.202     | 22.703       | 52.082   | 34.417 | 216.4        | 11:38:18.694 |
| 5   |   | 1:53.337       | 23.500       | 54.428   | 35.409   | 215.1  | 10:28:15.289 | 22  | 1:48.616     | 22.716       | 51.647   | 34.253 | 217.7        | 11:40:07.310 |
| 6   |   | 2:13.607 P     | 23.491       | 57.599   | 52.517   | 219.9  | 10:30:28.896 | 23  | 1:48.516     | 22.985       | 51.546   | 33.985 | 216.8        | 11:41:55.826 |
| 7   |   | 16:20.550 P    | 14:35.903    | 56.108   | 48.539   |        | 10:46:49.446 | 24  | 2:08.221 P   | 22.955       | 55.978   | 49.288 | 217.3        | 11:44:04.047 |
| 8   |   | 5:00.650       | 3:30.814     | 55.263   | 34.573   |        | 10:51:50.096 | 25  | 7:02.113     | 5:34.853     | 53.525   | 33.735 |              | 11:51:06.160 |
| 9   |   | 1:51.553       | 23.752       | 53.123   | 34.678   | 212.1  | 10:53:41.649 | 26  | 1:47.296     | 22.501       | 50.946   | 33.849 | 216.0        | 11:52:53.456 |
| 10  |   | 1:51.437       | 24.279       | 53.252   | 33.906   | 212.1  | 10:55:33.086 | 27  | 1:46.615     | 22.267       | 50.953   | 33.395 | 217.3        | 11:54:40.071 |
| 11  |   | 1:53.205       | 24.444       | 53.041   | 35.720   | 213.4  | 10:57:26.291 | 28  | 1:46.654     | 22.370       | 50.876   | 33.408 | 217.3        | 11:56:26.725 |
| 12  |   | 1:49.756       | 23.325       | 52.709   | 33.722   | 213.4  | 10:59:16.047 | 29  | 1:46.708     | 22.214       | 51.049   | 33.445 | 219.0        | 11:58:13.433 |
| 13  |   | 1:49.258       | 23.073       | 52.181   | 34.004   | 214.2  | 11:01:05.305 | 30  | 1:47.054     | 22.370       | 51.134   | 33.550 | 217.7        | 12:00:00.487 |
| 14  |   | 1:57.349       | 26.763       | 56.445   | 34.141   | 215.1  | 11:03:02.654 | 31  | 1:46.941     | 22.274       | 51.066   | 33.601 | 217.7        | 12:01:47.428 |
| 15  |   | 1:48.684       | 23.092       | 52.203   | 33.389   | 216.8  | 11:04:51.338 | 32  | 2:10.903     | 25.447       | 1:11.513 | 33.943 | 219.9        | 12:03:58.331 |
| 16  |   | 1:48.262       | 22.921       | 51.659   | 33.682   | 217.7  | 11:06:39.600 | 33  | 1:46.449     | 22.064       | 50.968   | 33.417 | 218.6        | 12:05:44.780 |
| 17  |   | 2:00.911 P     | 22.918       | 55.166   | 42.827   | 218.1  | 11:08:40.511 | 34  | 1:53.942 P   | 22.008       | 51.104   | 40.830 | 219.0        | 12:07:38.722 |
| 18  |   | 26:26.196      | 24:52.228    | 58.434   | 35.534   |        | 11:35:06.707 | 4 Felipe Drugovich Dallara F312 RP Motorsport |              |              |          |        |              |              |
| Lap   | D | Time           | Sector 1     | Sector 2 | Sector 3 | T. Spd | Elapsed      |   |              |              |          |        |              |              |
| 19  |   | 1:50.295       | 23.293       | 53.176   | 33.826   | 215.1  | 11:36:57.002 | 1   | 10:10:00.194 | 10:08:18.956 | 1:02.163 | 39.075 |              | 10:10:00.194 |
| 20  |   | 1:48.843       | 22.651       | 52.180   | 34.012   | 214.7  | 11:38:45.845 | 2   | 2:02.463     | 25.873       | 58.871   | 37.719 | 189.4        | 10:12:02.657 |
| 21  |   | 1:48.182       | 22.603       | 51.893   | 33.686   | 215.1  | 11:40:34.027 | 3   | 1:55.737     | 24.849       | 55.036   | 35.852 | 208.8        | 10:13:58.394 |
| 22  |   | 1:49.169       | 22.585       | 52.560   | 34.024   | 216.8  | 11:42:23.196 | 4   | 1:53.354     | 24.236       | 54.142   | 34.976 | 210.5        | 10:15:51.748 |
| 23  |   | 1:48.961       | 22.639       | 52.132   | 34.190   | 214.7  | 11:44:12.157 | 5   | 1:52.512     | 23.818       | 53.892   | 34.802 | 210.1        | 10:17:44.260 |
| 24  |   | 1:48.925       | 22.548       | 52.194   | 34.183   | 216.4  | 11:46:01.082 | 6   | 1:51.713     | 23.885       | 53.365   | 34.463 | 211.7        | 10:19:35.973 |
| 25  |   | 1:48.546       | 22.695       | 52.000   | 33.851   | 215.5  | 11:47:49.628 | 7   | 1:51.312     | 23.870       | 52.693   | 34.749 | 210.1        | 10:21:27.285 |
| 26  |   | 1:57.356 P     | 22.588       | 53.240   | 41.528   | 216.0  | 11:49:46.984 | 8   | 1:51.414     | 23.805       | 53.011   | 34.598 | 209.7        | 10:23:18.699 |
| 27  |   | 6:55.314       | 5:28.367     | 52.787   | 34.160   |        | 11:56:42.298 | 9   | 1:50.548     | 23.594       | 52.610   | 34.344 | 212.5        | 10:25:09.247 |
| 28  |   | 1:46.637       | 22.144       | 51.268   | 33.225   | 216.8  | 11:58:28.935 | 10  | 2:03.585 P   | 23.140       | 53.337   | 47.108 | 217.7        | 10:27:12.832 |
| 29  |   | 1:46.426       | 22.053       | 50.837   | 33.536   | 216.4  | 12:00:15.361 | 11  | 18:44.774    | 17:13.251    | 56.833   | 34.690 |              | 10:45:57.606 |
| 30  |   | 1:47.638       | 21.790       | 52.606   | 33.242   | 218.1  | 12:02:02.999 | 12  | 2:08.554 P   | 24.217       | 56.715   | 47.622 | 214.7        | 10:48:06.160 |
| 31  |   | 1:46.750       | 21.949       | 50.973   | 33.828   | 217.7  | 12:03:49.749 | 13  | 16:32.280    | 14:54.907    | 1:02.414 | 34.959 |              | 11:04:38.440 |
| 32  |   | 1:48.240       | 21.881       | 52.752   | 33.607   | 219.0  | 12:05:37.989 | 14  | 1:49.699     | 23.354       | 52.978   | 33.367 | 216.0        | 11:06:28.139 |
| 33  |   | 1:47.668       | 21.841       | 52.077   | 33.750   | 218.6  | 12:07:25.657 | 15  | 1:47.886     | 22.707       | 51.690   | 33.489 | 219.5        | 11:08:16.025 |
| 34  |   | 1:46.601       | 21.806       | 51.369   | 33.426   | 219.5  | 12:09:12.258 | 16  | 1:47.002     | 22.678       | 51.230   | 33.094 | 218.6        | 11:10:03.027 |
| 35  |   | 2:02.420 P     | 22.039       | 55.947   | 44.434   | 219.5  | 12:11:14.678 | 17  | 1:46.983     | 22.650       | 50.989   | 33.344 | 216.4        | 11:11:50.010 |
| 3 Michael Benyahia Dallara F312 RP Motorsport |   |                |              |          |          |        | 18           | 1:46.620                                      | 22.621       | 50.903       | 33.096   | 216.4  | 11:13:36.630 |              |
| Lap   | D | Time           | Sector 1     | Sector 2 | Sector 3 | T. Spd | Elapsed      |   |              |              |          |        |              |              |
| 19  |   | 1:47.010       | 22.545       | 51.177   | 33.288   | 216.8  | 11:15:23.640 | 18  | 1:46.620     | 22.621       | 50.903   | 33.096 | 216.4        | 11:13:36.630 |
| 20  |   | 1:46.779       | 22.477       | 51.047   | 33.255   | 217.3  | 11:17:10.419 | 19  | 1:47.010     | 22.545       | 51.177   | 33.288 | 216.8        | 11:15:23.640 |
| 21  |   | 2:03.918       | 28.635       | 58.187   | 37.096   | 170.0  | 10:26:52.695 | 20  | 1:46.779     | 22.477       | 51.047   | 33.255 | 217.3        | 11:17:10.419 |
| 22  |   | 1:54.041       | 23.999       | 54.278   | 35.764   | 216.8  | 10:28:46.736 | 21  | 1:46.401     | 22.632       | 50.828   | 32.941 | 216.8        | 11:18:56.820 |
| 23  |   | 1:54.041       | 23.999       | 54.278   | 35.764   | 216.8  | 10:28:46.736 | 22  | 1:46.436     | 22.282       | 51.124   | 33.030 | 220.8        | 11:20:43.256 |
| 24  |   | 2:09.618 P     | 24.277       | 56.566   | 48.775   | 217.7  | 10:30:56.354 | 23  | 1:55.702 P   | 22.701       | 52.041   | 40.960 | 222.2        | 11:22:38.958 |
| 25  |   | 10:50.443      | 9:17.908     | 56.466   | 36.069   |        | 10:41:46.797 | 24  | 25:20.512    | 23:50.361    | 55.851   | 34.300 |              | 11:47:59.470 |
| 26  |   | 1:54.911       | 25.062       | 54.736   | 35.113   | 173.3  | 10:43:41.708 | 25  | 1:47.233     | 22.539       | 51.216   | 33.478 | 216.4        | 11:49:46.703 |
| 27  |   | 1:53.990       | 23.426       | 55.130   | 35.434   | 217.3  | 10:45:35.698 | 26  | 1:46.029     | 22.357       | 50.675   | 32.997 | 217.7        | 11:51:32.732 |
| 28  |   | 2:07.038 P     | 23.912       | 54.631   | 48.495   | 216.0  | 10:47:42.736 | 27  | 1:47.357     | 22.294       | 51.269   | 33.794 | 218.1        | 11:53:20.089 |
| 29  |   | 4:16.717       | 2:49.141     | 52.809   | 34.767   |        | 10:51:59.453 | 28  | 1:46.320     | 22.300       | 50.821   | 33.199 | 219.0        | 11:55:06.409 |
| 30  |   | 1:48.774       | 23.443       | 51.574   | 33.757   | 213.4  | 10:53:48.227 | 29  | 1:46.933     | 22.156       | 50.740   | 34.037 | 219.0        | 11:56:53.342 |
| 31  |   | 1:48.585       | 23.075       | 51.399   | 34.111   | 214.2  | 10:55:36.812 | 30  | 1:46.795     | 22.045       | 51.105   | 33.645 | 220.4        | 11:58:40.137 |
| 32  |   | 1:48.221       | 22.732       | 51.617   | 33.872   | 216.4  | 10:57:25.033 | 31  | 1:46.693     | 22.015       | 50.919   | 33.759 | 219.5        | 12:00:26.830 |
| 33  |   | 1:47.895       | 22.624       | 51.154   | 34.117   | 215.5  | 10:59:12.928 | 32  | 1:46.417     | 22.125       | 50.856   | 33.436 | 219.9        | 12:02:13.247 |
| 34  |   | 1:47.113       | 23.234       | 50.817   | 33.062   | 216.8  | 11:01:00.041 | 33  | 1:46.615     | 21.908       | 51.055   | 33.652 | 220.4        | 12:03:59.862 |





**Circuito de Estoril**  
**Euroformula Open**  
**Private test - 1**  
**Lap Analysis**



34 1:55.732 P 22.100 51.401 42.231 219.5 12:05:55.594 13 1:56.440 23.808 52.715 39.917 216.0 10:59:52.572

**7** Jannes Fittje Dallara F312  
 Drivex School

| Lap | D | Time           | Sector 1     | Sector 2 | Sector 3 | T. Spd | Elapsed      |
|-----|---|----------------|--------------|----------|----------|--------|--------------|
| 1   |   | 10:21:51.316 P | 10:20:02.225 | 1:00.778 | 48.313   |        | 10:21:51.316 |
| 2   |   | 7:17.620       | 5:40.629     | 58.805   | 38.186   |        | 10:29:08.936 |
| 3   |   | 2:16.315 P     | 29.425       | 59.863   | 47.027   | 165.6  | 10:31:25.251 |
| 4   |   | 12:08.321      | 10:34.086    | 56.344   | 37.891   |        | 10:43:33.572 |
| 5   |   | 1:56.495       | 26.056       | 55.153   | 35.286   | 203.3  | 10:45:30.067 |
| 6   |   | 2:04.903 P     | 24.409       | 56.663   | 43.831   | 213.8  | 10:47:34.970 |
| 7   |   | 7:55.593       | 6:26.687     | 54.372   | 34.534   |        | 10:55:30.563 |
| 8   |   | 1:51.409       | 24.242       | 52.972   | 34.195   | 212.5  | 10:57:21.972 |
| 9   |   | 1:50.433       | 23.446       | 52.429   | 34.558   | 214.2  | 10:59:12.405 |
| 10  |   | 1:55.673       | 25.305       | 56.739   | 33.629   | 213.8  | 11:01:08.078 |
| 11  |   | 1:49.717       | 23.672       | 52.334   | 33.711   | 217.7  | 11:02:57.795 |
| 12  |   | 1:48.352       | 23.160       | 51.899   | 33.293   | 217.3  | 11:04:46.147 |
| 13  |   | 1:47.644       | 23.094       | 51.429   | 33.121   | 217.3  | 11:06:33.791 |
| 14  |   | 1:47.140       | 22.990       | 51.199   | 32.951   | 219.5  | 11:08:20.931 |
| 15  |   | 1:47.150       | 23.061       | 51.039   | 33.050   | 217.7  | 11:10:08.081 |
| 16  |   | 1:46.824       | 22.916       | 50.678   | 33.230   | 217.3  | 11:11:54.905 |
| 17  |   | 1:56.372 P     | 22.998       | 52.149   | 41.225   | 216.0  | 11:13:51.277 |
| 18  |   | 8:52.866       | 7:17.876     | 1:01.034 | 33.956   |        | 11:22:44.143 |
| 19  |   | 1:47.330       | 23.170       | 51.356   | 32.804   | 219.0  | 11:24:31.473 |
| 20  |   | 1:47.282       | 22.772       | 51.255   | 33.255   | 219.5  | 11:26:18.755 |
| 21  |   | 1:46.468       | 22.624       | 50.792   | 33.052   | 218.6  | 11:28:05.223 |
| 22  |   | 1:46.629       | 22.784       | 50.829   | 33.016   | 216.8  | 11:29:51.852 |
| 23  |   | 1:46.510       | 22.713       | 50.766   | 33.031   | 219.0  | 11:31:38.362 |
| 24  |   | 1:45.997       | 22.478       | 50.604   | 32.915   | 218.1  | 11:33:24.359 |
| 25  |   | 1:52.268 P     | 22.634       | 50.463   | 39.171   | 218.6  | 11:35:16.627 |
| 26  |   | 9:55.309       | 8:22.482     | 57.951   | 34.876   |        | 11:45:11.936 |
| 27  |   | 1:49.191       | 23.610       | 51.695   | 33.886   | 203.0  | 11:47:01.127 |
| 28  |   | 1:48.187       | 22.624       | 51.434   | 34.129   | 215.1  | 11:48:49.314 |
| 29  |   | 1:47.182       | 22.638       | 51.240   | 33.304   | 216.4  | 11:50:36.496 |
| 30  |   | 1:57.881 P     | 22.626       | 51.533   | 43.722   | 217.7  | 11:52:34.377 |
| 31  |   | 8:23.447       | 6:52.666     | 56.891   | 33.890   |        | 12:00:57.824 |
| 32  |   | 1:46.961       | 22.663       | 50.729   | 33.569   | 216.4  | 12:02:44.785 |
| 33  |   | 1:47.650       | 22.434       | 51.127   | 34.089   | 219.5  | 12:04:32.435 |
| 34  |   | 1:47.167       | 22.454       | 50.965   | 33.748   | 219.9  | 12:06:19.602 |
| 35  |   | 1:46.604       | 22.384       | 50.864   | 33.356   | 217.3  | 12:08:06.206 |
| 36  |   |                | 22.169       |          |          | 219.9  |              |

**8** Lukas Dunner Dallara F312  
 Drivex School

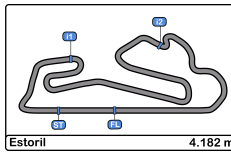
| Lap | D | Time         | Sector 1     | Sector 2 | Sector 3 | T. Spd | Elapsed      |
|-----|---|--------------|--------------|----------|----------|--------|--------------|
| 1   |   | 10:20:49.327 | 10:19:00.583 | 1:08.325 | 40.419   |        | 10:20:49.327 |
| 2   |   | 2:01.928     | 26.881       | 58.428   | 36.619   | 200.0  | 10:22:51.255 |
| 3   |   | 1:59.328     | 25.463       | 57.071   | 36.794   | 209.3  | 10:24:50.583 |
| 4   |   | 2:14.928     | 26.220       | 55.442   | 53.266   | 213.8  | 10:27:05.511 |
| 5   |   | 2:09.071 P   | 24.733       | 56.129   | 48.209   | 214.7  | 10:29:14.582 |
| 6   |   | 13:03.195    | 11:27.654    | 58.320   | 37.221   |        | 10:42:17.777 |
| 7   |   | 1:58.766     | 25.562       | 56.478   | 36.726   | 193.8  | 10:44:16.543 |
| 8   |   | 1:55.060     | 24.153       | 55.110   | 35.797   | 216.0  | 10:46:11.603 |
| 9   |   | 2:20.073 P   | 25.050       | 1:01.004 | 54.019   | 215.5  | 10:48:31.676 |
| 10  |   | 5:39.271     | 4:08.644     | 55.201   | 35.426   |        | 10:54:10.947 |
| 11  |   | 1:52.320     | 23.861       | 53.652   | 34.807   | 215.1  | 10:56:03.267 |
| 12  |   | 1:52.865     | 23.706       | 54.755   | 34.404   | 214.7  | 10:57:56.132 |

|    |  |            |          |          |        |       |              |
|----|--|------------|----------|----------|--------|-------|--------------|
| 14 |  | 1:49.850   | 23.599   | 52.273   | 33.978 | 214.2 | 11:01:42.422 |
| 15 |  | 1:49.245   | 23.014   | 52.191   | 34.040 | 217.3 | 11:03:31.667 |
| 16 |  | 1:49.005   | 23.091   | 52.131   | 33.783 | 218.1 | 11:05:20.672 |
| 17 |  | 1:54.706   | 23.914   | 57.120   | 33.672 | 220.8 | 11:07:15.378 |
| 18 |  | 1:49.570   | 23.184   | 52.441   | 33.945 | 218.6 | 11:09:04.948 |
| 19 |  | 1:57.944 P | 23.114   | 54.061   | 40.769 | 216.8 | 11:11:02.892 |
| 20 |  | 11:15.866  | 9:39.600 | 1:01.723 | 34.543 |       | 11:22:18.758 |
| 21 |  | 1:51.110   | 23.477   | 53.260   | 34.373 | 217.7 | 11:24:09.868 |
| 22 |  | 2:09.598 P | 23.182   | 51.973   | 54.443 | 219.0 | 11:26:19.466 |
| 23 |  | 7:58.617   | 6:27.292 | 56.802   | 34.523 |       | 11:34:18.083 |
| 24 |  | 1:50.507   | 23.172   | 53.553   | 33.782 | 218.1 | 11:36:08.590 |
| 25 |  | 1:48.851   | 23.126   | 52.381   | 33.344 | 218.6 | 11:37:57.441 |
| 26 |  | 1:48.743   | 22.854   | 52.272   | 33.617 | 219.0 | 11:39:46.184 |
| 27 |  | 1:51.737   | 23.168   | 54.491   | 34.078 | 216.0 | 11:41:37.921 |
| 28 |  | 1:48.987   | 22.948   | 52.387   | 33.652 | 217.7 | 11:43:26.908 |
| 29 |  | 1:48.387   | 22.988   | 51.820   | 33.579 | 219.5 | 11:45:15.295 |
| 30 |  | 1:48.946   | 22.891   | 52.495   | 33.560 | 217.3 | 11:47:04.241 |
| 31 |  | 1:55.314 P | 22.965   | 51.948   | 40.401 | 217.7 | 11:48:59.555 |
| 32 |  | 10:10.922  | 8:30.284 | 1:01.789 | 38.849 |       | 11:59:10.477 |
| 33 |  | 2:01.192   | 25.604   | 1:01.077 | 34.511 | 189.4 | 12:01:11.669 |
| 34 |  | 1:49.693   | 23.150   | 52.942   | 33.601 | 216.0 | 12:03:01.362 |
| 35 |  | 1:47.123   | 22.393   | 51.326   | 33.404 | 221.3 | 12:04:48.485 |
| 36 |  | 1:47.139   | 22.436   | 51.352   | 33.351 | 220.8 | 12:06:35.624 |
| 37 |  | 1:46.998   | 22.216   | 51.601   | 33.181 | 219.5 | 12:08:22.622 |
| 38 |  | 1:46.781   | 22.380   | 51.079   | 33.322 | 220.4 | 12:10:09.403 |
| 39 |  | 2:00.290 P | 22.338   | 55.712   | 42.240 | 220.4 | 12:12:09.693 |

**10** Bent Viscaal Dallara F312  
 Teo Martin Motorsport

| Lap | D | Time         | Sector 1     | Sector 2 | Sector 3 | T. Spd | Elapsed      |
|-----|---|--------------|--------------|----------|----------|--------|--------------|
| 1   |   | 10:10:01.626 | 10:08:08.916 | 1:08.196 | 44.514   |        | 10:10:01.626 |
| 2   |   | 2:05.867     | 29.308       | 59.644   | 36.915   | 144.9  | 10:12:07.493 |
| 3   |   | 1:59.043     | 25.257       | 54.455   | 39.331   | 201.1  | 10:14:06.536 |
| 4   |   | 1:50.867     | 24.123       | 52.600   | 34.144   | 209.3  | 10:15:57.403 |
| 5   |   | 1:51.192     | 23.666       | 53.268   | 34.258   | 211.7  | 10:17:48.595 |
| 6   |   | 2:07.167 P   | 23.586       | 57.364   | 46.217   | 213.4  | 10:19:55.762 |
| 7   |   | 10:30.473 P  | 8:37.498     | 56.631   | 56.344   |        | 10:30:26.235 |
| 8   |   | 11:26.715    | 9:58.385     | 54.368   | 33.962   |        | 10:41:52.950 |
| 9   |   | 1:49.489     | 23.375       | 52.114   | 34.000   | 217.7  | 10:43:42.439 |
| 10  |   | 1:50.388     | 24.154       | 52.263   | 33.971   | 220.8  | 10:45:32.827 |
| 11  |   | 2:07.372 P   | 23.618       | 56.230   | 47.524   | 219.0  | 10:47:40.199 |
| 12  |   | 4:57.525     | 3:32.354     | 51.706   | 33.465   |        | 10:52:37.724 |
| 13  |   | 1:47.720     | 23.264       | 51.048   | 33.408   | 214.7  | 10:54:25.444 |
| 14  |   | 1:47.158     | 22.815       | 50.819   | 33.524   | 216.8  | 10:56:12.602 |
| 15  |   | 1:47.381     | 23.062       | 50.872   | 33.447   | 218.6  | 10:57:59.983 |
| 16  |   | 1:47.331     | 23.102       | 50.746   | 33.483   | 219.0  | 10:59:47.314 |
| 17  |   | 1:46.901     | 22.986       | 50.669   | 33.246   | 217.3  | 11:01:34.215 |
| 18  |   | 1:56.268 P   | 23.068       | 50.912   | 42.288   | 219.9  | 11:03:30.483 |
| 19  |   | 9:29.161     | 7:58.315     | 56.438   | 34.408   |        | 11:12:59.644 |
| 20  |   | 1:49.793     | 23.881       | 52.075   | 33.837   | 214.2  | 11:14:49.437 |
| 21  |   | 1:47.818     | 22.860       | 51.666   | 33.292   | 216.8  | 11:16:37.255 |
| 22  |   | 1:47.208     | 22.665       | 51.142   | 33.401   | 217.3  | 11:18:24.463 |
| 23  |   | 1:47.103     | 22.681       | 51.060   | 33.362   | 219.0  | 11:20:11.566 |
| 24  |   | 1:47.438     | 22.719       | 51.183   | 33.536   | 220.8  | 11:21:59.004 |
| 25  |   | 1:58.531 P   | 22.908       | 52.054   | 43.569   | 219.9  | 11:23:57.535 |





**Circuito de Estoril**  
**Euroformula Open**  
**Private test - 1**  
**Lap Analysis**



|    |            |           |        |        |              |              |           |            |           |          |        |              |              |
|----|------------|-----------|--------|--------|--------------|--------------|-----------|------------|-----------|----------|--------|--------------|--------------|
| 26 | 6:50.249   | 5:24.403  | 52.093 | 33.753 | 11:30:47.784 | 9            | 1:56.878  | 24.605     | 55.618    | 36.655   | 219.5  | 11:05:19.012 |              |
| 27 | 1:47.592   | 22.650    | 51.355 | 33.587 | 217.7        | 11:32:35.376 | 10        | 2:01.017   | 24.710    | 59.713   | 36.594 | 220.8        | 11:07:20.029 |
| 28 | 1:55.534 P | 22.870    | 51.304 | 41.360 | 216.8        | 11:34:30.910 | 11        | 2:07.986 P | 24.730    | 56.352   | 46.904 | 218.6        | 11:09:28.015 |
| 29 | 3:51.088   | 2:25.649  | 51.488 | 33.951 | 11:38:21.998 | 12           | 15:42.587 | 14:06.688  | 59.286    | 36.613   |        | 11:25:10.602 |              |
| 30 | 1:48.257   | 22.945    | 51.558 | 33.754 | 216.4        | 11:40:10.255 | 13        | 2:02.672   | 24.423    | 1:01.628 | 36.621 | 216.4        | 11:27:13.274 |
| 31 | 1:54.981 P | 22.603    | 51.242 | 41.136 | 215.1        | 11:42:05.236 | 14        | 1:53.476   | 23.772    | 53.960   | 35.744 | 217.7        | 11:29:06.750 |
| 32 | 13:06.526  | 11:40.359 | 52.635 | 33.532 | 11:55:11.762 | 15           | 1:54.430  | 24.384     | 54.642    | 35.404   | 220.4  | 11:31:01.180 |              |
| 33 | 1:47.570   | 22.495    | 51.211 | 33.864 | 215.1        | 11:56:59.332 | 16        | 1:54.919   | 23.816    | 55.427   | 35.676 | 220.4        | 11:32:56.099 |
| 34 | 1:47.024   | 22.214    | 51.196 | 33.614 | 218.1        | 11:58:46.356 | 17        | 1:52.948   | 23.715    | 53.876   | 35.357 | 219.5        | 11:34:49.047 |
| 35 | 1:47.218   | 22.361    | 51.054 | 33.803 | 216.8        | 12:00:33.574 | 18        | 1:53.340   | 23.539    | 54.256   | 35.545 | 219.9        | 11:36:42.387 |
| 36 | 1:47.295   | 22.359    | 51.176 | 33.760 | 216.4        | 12:02:20.869 | 19        | 2:09.784 P | 24.169    | 57.649   | 47.966 | 220.4        | 11:38:52.171 |
| 37 | 1:47.598   | 22.346    | 51.216 | 34.036 | 219.0        | 12:04:08.467 | 20        | 18:10.669  | 16:38.835 | 56.391   | 35.443 |              | 11:57:02.840 |
| 38 | 1:54.738 P | 22.366    | 51.373 | 40.999 | 218.1        | 12:06:03.205 | 21        | 1:51.537   | 23.663    | 52.955   | 34.919 | 216.4        | 11:58:54.377 |

12

Christian Hahn

Dallara F312

Drivex School

| Lap D | Time           | Sector 1     | Sector 2 | Sector 3 | T. Spd | Elapsed      |
|-------|----------------|--------------|----------|----------|--------|--------------|
| 1     | 10:42:46.900 P | 10:41:00.861 | 59.693   | 46.346   |        | 10:42:46.900 |
| 2     | 5:34.471 P     | 3:41.565     | 56.719   | 56.187   |        | 10:48:21.371 |
| 3     | 2:38.311       | 1:08.447     | 55.078   | 34.786   |        | 10:50:59.682 |
| 4     | 1:51.043       | 24.080       | 52.667   | 34.296   | 210.9  | 10:52:50.725 |
| 5     | 1:49.274       | 23.240       | 51.780   | 34.254   | 213.0  | 10:54:39.999 |
| 6     | 1:48.338       | 23.183       | 51.570   | 33.585   | 214.2  | 10:56:28.337 |
| 7     | 1:49.055       | 22.847       | 51.644   | 34.564   | 214.7  | 10:58:17.392 |
| 8     | 1:46.901       | 22.681       | 50.977   | 33.243   | 216.8  | 11:00:04.293 |
| 9     | 1:47.013       | 22.750       | 51.210   | 33.053   | 214.7  | 11:01:51.306 |
| 10    | 1:46.864       | 22.582       | 51.191   | 33.091   | 217.7  | 11:03:38.170 |
| 11    | 1:46.387       | 22.459       | 50.853   | 33.075   | 218.6  | 11:05:24.557 |
| 12    | 1:46.890       | 22.352       | 51.407   | 33.131   | 221.3  | 11:07:11.447 |
| 13    | 1:46.460       | 22.174       | 51.010   | 33.276   | 217.3  | 11:08:57.907 |
| 14    | 1:54.425 P     | 22.249       | 51.964   | 40.212   | 215.1  | 11:10:52.332 |
| 15    | 10:41.646      | 9:14.073     | 53.827   | 33.746   |        | 11:21:33.978 |
| 16    | 1:46.936       | 22.399       | 51.316   | 33.221   | 216.4  | 11:23:20.914 |
| 17    | 1:53.616       | 22.190       | 55.807   | 35.619   | 216.8  | 11:25:14.530 |
| 18    | 1:56.966       | 22.257       | 58.232   | 36.477   | 217.7  | 11:27:11.496 |
| 19    | 1:46.538       | 22.202       | 51.225   | 33.111   | 216.0  | 11:28:58.034 |
| 20    | 1:57.628 P     | 22.255       | 51.946   | 43.427   | 218.1  | 11:30:55.662 |
| 21    | 22:42.706      | 20:58.030    | 1:04.187 | 40.489   |        | 11:53:38.368 |
| 22    | 2:15.839 P     | 27.304       | 1:00.359 | 48.176   | 162.6  | 11:55:54.207 |
| 23    | 7:14.905       | 5:38.715     | 1:00.746 | 35.444   |        | 12:03:09.112 |
| 24    | 1:55.085       | 21.994       | 56.927   | 36.164   | 218.1  | 12:05:04.197 |
| 25    | 1:47.289       | 21.941       | 51.605   | 33.743   | 218.1  | 12:06:51.486 |
| 26    | 1:47.024       | 22.119       | 51.398   | 33.507   | 217.7  | 12:08:38.510 |
| 27    | 1:46.966       | 22.040       | 51.317   | 33.609   | 220.4  | 12:10:25.476 |
| 28    | 2:19.139 P     | 25.507       | 1:03.906 | 49.726   | 177.6  | 12:12:44.615 |

15

Yves Baltas

Dallara F312

Campos Racing

| Lap D | Time         | Sector 1     | Sector 2 | Sector 3 | T. Spd | Elapsed      |
|-------|--------------|--------------|----------|----------|--------|--------------|
| 1     | 10:17:40.070 | 10:15:59.013 | 1:01.809 | 39.248   |        | 10:17:40.070 |
| 2     | 2:21.692 P   | 26.285       | 1:01.498 | 53.909   | 209.3  | 10:20:01.762 |
| 3     | 8:16.701     | 6:36.662     | 1:00.530 | 39.509   |        | 10:28:18.463 |
| 4     | 2:16.660 P   | 25.449       | 1:01.392 | 49.819   | 220.4  | 10:30:35.123 |
| 5     | 26:41.762    | 25:02.624    | 1:00.481 | 38.657   |        | 10:57:16.885 |
| 6     | 2:05.617     | 25.746       | 1:02.194 | 37.677   | 215.1  | 10:59:22.502 |
| 7     | 2:00.075     | 25.129       | 58.005   | 36.941   | 214.2  | 11:01:22.577 |
| 8     | 1:59.557     | 24.585       | 56.871   | 38.101   | 218.1  | 11:03:22.134 |

22

Marcos Siebert

Dallara F312

Campos Racing

| Lap D | Time         | Sector 1     | Sector 2 | Sector 3 | T. Spd | Elapsed      |
|-------|--------------|--------------|----------|----------|--------|--------------|
| 22    | 1:50.761     | 23.355       | 52.677   | 34.729   | 217.7  | 12:00:45.138 |
| 23    | 1:50.896     | 23.264       | 52.533   | 35.099   | 219.5  | 12:02:36.034 |
| 24    | 1:51.679     | 23.041       | 52.399   | 36.239   | 219.5  | 12:04:27.713 |
| 25    | 2:00.639 P   | 23.157       | 53.115   | 44.367   | 221.3  | 12:06:28.352 |
| 18    | 10:17:22.986 | 10:15:46.504 | 59.517   | 36.965   |        | 10:17:22.986 |
| 2     | 2:02.155 P   | 24.351       | 53.783   | 44.021   | 207.2  | 10:19:25.141 |
| 3     | 6:45.075     | 5:15.152     | 54.931   | 34.992   |        | 10:26:10.216 |
| 4     | 1:51.190     | 24.238       | 52.543   | 34.409   | 221.7  | 10:28:01.406 |
| 5     | 1:58.841 P   | 22.909       | 53.173   | 42.759   | 225.9  | 10:30:00.247 |
| 6     | 11:56.919    | 10:26.818    | 56.264   | 33.837   |        | 10:41:57.166 |
| 7     | 1:49.380     | 22.850       | 52.207   | 34.323   | 221.7  | 10:43:46.546 |
| 8     | 1:49.192     | 22.901       | 51.617   | 34.674   | 225.0  | 10:45:35.738 |
| 9     | 2:05.739 P   | 22.884       | 55.024   | 47.831   | 220.8  | 10:47:41.477 |
| 10    | 11:45.090    | 10:10.501    | 1:00.929 | 33.660   |        | 10:59:26.567 |
| 11    | 2:03.085     | 22.818       | 1:03.379 | 36.888   | 217.7  | 11:01:29.652 |
| 12    | 1:49.911     | 22.691       | 51.930   | 35.290   | 220.8  | 11:03:19.563 |
| 13    | 1:48.185     | 22.476       | 52.427   | 33.282   | 223.1  | 11:05:07.748 |
| 14    | 1:48.072     | 22.693       | 52.319   | 33.060   | 224.0  | 11:06:55.820 |
| 15    | 1:47.750     | 23.044       | 51.166   | 33.540   | 223.6  | 11:08:43.570 |
| 16    | 1:48.156     | 22.871       | 51.967   | 33.318   | 221.3  | 11:10:31.726 |
| 17    | 1:59.899 P   | 23.142       | 52.592   | 44.165   | 221.7  | 11:12:31.625 |
| 18    | 17:52.576    | 16:20.635    | 57.251   | 34.690   |        | 11:30:24.201 |
| 19    | 1:48.909     | 22.877       | 52.358   | 33.674   | 220.4  | 11:32:13.110 |
| 20    | 1:47.715     | 22.476       | 51.916   | 33.323   | 220.4  | 11:34:00.825 |
| 21    | 1:47.241     | 22.500       | 51.520   | 33.221   | 221.7  | 11:35:48.066 |
| 22    | 1:46.933     | 22.376       | 51.139   | 33.418   | 222.2  | 11:37:34.999 |
| 23    | 1:57.735 P   | 22.929       | 52.237   | 42.569   | 224.5  | 11:39:32.734 |
| 24    | 14:41.821    | 13:11.734    | 56.128   | 33.959   |        | 11:54:14.555 |
| 25    | 1:47.493     | 22.215       | 51.982   | 33.296   | 217.7  | 11:56:02.048 |
| 26    | 1:47.400     | 22.195       | 51.399   | 33.806   | 221.7  | 11:57:49.448 |
| 27    | 2:35.072 P   | 22.051       | 51.830   | 1:21.191 | 219.9  | 12:00:24.520 |

19

Petru Florescu

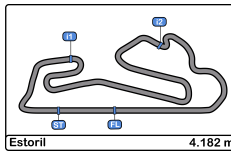
Dallara F312

Fortec Motorsport

| Lap D | Time         | Sector 1     | Sector 2 | Sector 3 | T. Spd | Elapsed      |
|-------|--------------|--------------|----------|----------|--------|--------------|
| 1     | 10:22:41.093 | 10:20:57.263 | 1:02.020 | 41.810   |        | 10:22:41.093 |
| 2     | 2:08.202     | 27.872       | 59.015   | 41.315   | 176.4  | 10:24:49.295 |
| 3     | 2:09.933     | 28.959       | 1:00.896 | 40.078   | 176.1  | 10:26:59.228 |
| 4     | 2:05.647     | 25.963       | 58.681   | 41.003   | 199.2  | 10:29:04.875 |
| 5     | 2:17.279 P   | 24.043       | 1:06.169 | 47.067   | 216.8  | 10:31:22.154 |







Circuito de Estoril  
Euroformula Open  
Private test - 1  
Lap Analysis



| Lap | D | Time       | Sector 1  | Sector 2 | Sector 3 | T. Spd | Elapsed      |
|-----|---|------------|-----------|----------|----------|--------|--------------|
| 6   |   | 10:42.491  | 9:04.406  | 1:02.522 | 35.563   |        | 10:42:04.645 |
| 7   |   | 1:53.767   | 24.284    | 54.759   | 34.724   | 213.8  | 10:43:58.412 |
| 8   |   | 2:03.090   | 25.977    | 1:00.966 | 36.147   | 216.8  | 10:46:01.502 |
| 9   |   | 2:07.073 P | 23.052    | 54.772   | 49.249   | 213.8  | 10:48:08.575 |
| 10  |   | 4:57.776   | 3:28.074  | 55.074   | 34.628   |        | 10:53:06.351 |
| 11  |   | 1:49.950   | 23.489    | 52.728   | 33.733   | 210.9  | 10:54:56.301 |
| 12  |   | 1:48.897   | 23.097    | 51.586   | 34.214   | 213.8  | 10:56:45.198 |
| 13  |   | 1:47.752   | 22.906    | 51.298   | 33.548   | 213.4  | 10:58:32.950 |
| 14  |   | 1:52.515   | 22.642    | 54.458   | 35.415   | 213.0  | 11:00:25.465 |
| 15  |   | 2:09.717 P | 22.857    | 1:00.138 | 46.722   | 212.5  | 11:02:35.182 |
| 16  |   | 14:52.862  | 13:09.148 | 1:02.908 | 40.806   |        | 11:17:28.044 |
| 17  |   | 2:08.935   | 26.584    | 1:02.049 | 40.302   | 182.7  | 11:19:36.979 |
| 18  |   | 2:03.934   | 25.250    | 1:03.107 | 35.577   | 176.4  | 11:21:40.913 |
| 19  |   | 1:58.410   | 24.383    | 58.494   | 35.533   | 194.2  | 11:23:39.323 |
| 20  |   | 2:00.992   | 25.857    | 59.334   | 35.801   | 219.9  | 11:25:40.315 |
| 21  |   | 1:47.003   | 22.631    | 50.910   | 33.462   | 220.4  | 11:27:27.318 |
| 22  |   | 1:57.379   | 25.472    | 58.241   | 33.666   | 220.8  | 11:29:24.697 |
| 23  |   | 1:46.833   | 22.547    | 50.968   | 33.318   | 216.8  | 11:31:11.530 |
| 24  |   | 1:46.620   | 22.372    | 51.107   | 33.141   | 219.0  | 11:32:58.150 |
| 25  |   | 2:00.028 P | 23.077    | 54.228   | 42.723   | 220.8  | 11:34:58.178 |
| 26  |   | 6:45.503   | 5:09.612  | 1:00.106 | 35.785   |        | 11:41:43.681 |
| 27  |   | 1:50.521   | 23.610    | 53.031   | 33.880   | 213.4  | 11:43:34.202 |
| 28  |   | 1:48.390   | 22.753    | 51.645   | 33.992   | 216.8  | 11:45:22.592 |
| 29  |   | 1:48.311   | 23.014    | 51.566   | 33.731   | 215.1  | 11:47:10.903 |
| 30  |   | 1:51.345   | 22.836    | 53.527   | 34.982   | 215.5  | 11:49:02.248 |
| 31  |   | 2:07.047 P | 22.625    | 57.334   | 47.088   | 215.1  | 11:51:09.295 |
| 32  |   | 7:22.486   | 5:53.607  | 54.880   | 33.999   |        | 11:58:31.781 |
| 33  |   | 1:47.799   | 22.127    | 51.827   | 33.845   | 216.0  | 12:00:19.580 |
| 34  |   | 1:47.156   | 21.978    | 51.250   | 33.928   | 219.0  | 12:02:06.736 |
| 35  |   | 1:58.019   | 24.305    | 58.498   | 35.216   | 218.6  | 12:04:04.755 |
| 36  |   | 1:48.083   | 22.604    | 51.708   | 33.771   | 219.0  | 12:05:52.838 |
| 37  |   | 1:47.535   | 22.134    | 51.212   | 34.189   | 220.4  | 12:07:40.373 |
| 38  |   | 1:47.441   | 22.097    | 51.242   | 34.102   | 219.0  | 12:09:27.814 |
| 39  |   | 1:56.349 P | 21.993    | 51.545   | 42.811   | 219.9  | 12:11:24.163 |

21 Calan Williams Dallara F312 Fortec Motorsport

| Lap | D | Time         | Sector 1     | Sector 2 | Sector 3 | T. Spd | Elapsed      |
|-----|---|--------------|--------------|----------|----------|--------|--------------|
| 1   |   | 10:18:03.148 | 10:16:18.841 | 1:04.639 | 39.668   |        | 10:18:03.148 |
| 2   |   | 2:04.543     | 27.086       | 58.765   | 38.692   | 192.5  | 10:20:07.691 |
| 3   |   | 2:04.609     | 25.761       | 1:00.726 | 38.122   | 207.2  | 10:22:12.300 |
| 4   |   | 1:58.299     | 24.792       | 56.658   | 36.849   | 210.1  | 10:24:10.599 |
| 5   |   | 1:58.866     | 24.521       | 56.486   | 37.859   | 210.5  | 10:26:09.465 |
| 6   |   | 2:01.891     | 26.783       | 57.763   | 37.345   | 216.0  | 10:28:11.356 |
| 7   |   | 1:16:07.775  | 1:14:27.308  | 1:02.492 | 37.975   | 219.9  | 11:44:19.131 |
| 8   |   | 1:58.425     | 25.861       | 55.761   | 36.803   | 213.0  | 11:46:17.556 |
| 9   |   | 1:54.332     | 23.723       | 54.635   | 35.974   | 214.7  | 11:48:11.888 |
| 10  |   | 1:53.068     | 23.848       | 53.579   | 35.641   | 215.5  | 11:50:04.956 |
| 11  |   | 1:52.113     | 23.347       | 53.537   | 35.229   | 217.7  | 11:51:57.069 |
| 12  |   | 2:12.435 P   | 27.014       | 58.276   | 47.145   | 216.8  | 11:54:09.504 |
| 13  |   | 9:15.565     | 7:37.257     | 1:01.763 | 36.545   |        | 12:03:25.069 |
| 14  |   | 2:01.246     | 24.924       | 56.277   | 40.045   | 204.5  | 12:05:26.315 |
| 15  |   | 1:52.128     | 23.649       | 53.193   | 35.286   | 201.1  | 12:07:18.443 |
| 16  |   | 1:50.395     | 23.001       | 52.545   | 34.849   | 219.5  | 12:09:08.838 |
| 17  |   | 2:11.338 P   | 22.901       | 59.617   | 48.820   | 219.0  | 12:11:20.176 |

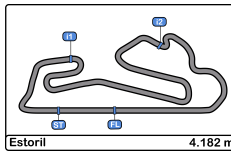
28 Cameron Das Dallara F312 Carlin Motorsport

| Lap | D | Time         | Sector 1     | Sector 2 | Sector 3 | T. Spd | Elapsed      |
|-----|---|--------------|--------------|----------|----------|--------|--------------|
| 1   |   | 10:06:35.299 | 10:04:59.046 | 59.276   | 36.977   |        | 10:06:35.299 |
| 2   |   | 1:53.892     | 24.668       | 53.679   | 35.545   | 208.0  | 10:08:29.191 |
| 3   |   | 1:51.884     | 23.939       | 52.819   | 35.126   | 210.5  | 10:10:21.075 |
| 4   |   | 2:01.667 P   | 23.802       | 53.412   | 44.453   | 210.9  | 10:12:22.742 |
| 5   |   | 5:58.034     | 4:29.491     | 53.318   | 35.225   |        | 10:18:20.776 |
| 6   |   | 1:51.767     | 23.328       | 54.067   | 34.372   | 209.7  | 10:20:12.543 |
| 7   |   | 1:51.420     | 24.358       | 52.955   | 34.107   | 211.3  | 10:22:03.963 |
| 8   |   | 1:49.950     | 23.467       | 52.499   | 33.984   | 211.7  | 10:23:53.913 |
| 9   |   | 1:48.484     | 22.801       | 52.030   | 33.653   | 212.5  | 10:25:42.397 |
| 10  |   | 1:47.996     | 22.619       | 51.617   | 33.760   | 219.5  | 10:27:30.393 |
| 11  |   | 1:57.936 P   | 22.851       | 53.003   | 42.082   | 221.3  | 10:29:28.329 |
| 12  |   | 41:54.096    | 40:25.828    | 53.862   | 34.406   |        | 11:11:22.425 |
| 13  |   | 1:47.511     | 22.889       | 51.116   | 33.506   | 213.4  | 11:13:09.936 |
| 14  |   | 1:46.413     | 22.551       | 50.776   | 33.086   | 216.0  | 11:14:56.349 |
| 15  |   | 1:46.731     | 22.565       | 50.823   | 33.343   | 217.3  | 11:16:43.080 |
| 16  |   | 1:46.137     | 22.270       | 50.697   | 33.170   | 217.7  | 11:18:29.217 |
| 17  |   | 1:47.084     | 22.471       | 50.900   | 33.713   | 219.0  | 11:20:16.301 |
| 18  |   | 1:46.031     | 22.350       | 50.754   | 32.927   | 221.7  | 11:22:02.332 |
| 19  |   | 1:57.207 P   | 22.339       | 50.856   | 44.012   | 222.2  | 11:23:59.539 |
| 20  |   | 7:56.774     | 6:24.547     | 57.635   | 34.592   |        | 11:31:56.313 |
| 21  |   | 1:48.947     | 23.437       | 51.619   | 33.891   | 199.2  | 11:33:45.260 |
| 22  |   | 1:47.391     | 22.231       | 51.414   | 33.746   | 218.6  | 11:35:32.651 |
| 23  |   | 1:58.656     | 22.171       | 1:02.323 | 34.162   | 218.6  | 11:37:31.307 |
| 24  |   | 1:45.644     | 22.036       | 50.495   | 33.113   | 220.4  | 11:39:16.951 |
| 25  |   | 1:46.464     | 22.142       | 51.110   | 33.212   | 219.5  | 11:41:03.415 |
| 26  |   | 1:53.695 P   | 22.041       | 51.288   | 40.366   | 218.1  | 11:42:57.110 |
| 27  |   | 9:03.862     | 7:38.272     | 51.760   | 33.830   |        | 11:52:00.972 |
| 28  |   | 1:46.404     | 22.330       | 50.714   | 33.360   | 217.7  | 11:53:47.376 |
| 29  |   | 1:46.126     | 22.066       | 50.649   | 33.411   | 219.0  | 11:55:33.502 |
| 30  |   | 1:46.138     | 21.921       | 50.715   | 33.502   | 219.0  | 11:57:19.640 |
| 31  |   | 1:46.503     | 22.061       | 50.808   | 33.634   | 218.1  | 11:59:06.143 |
| 32  |   | 1:46.184     | 22.011       | 50.720   | 33.453   | 220.4  | 12:00:52.327 |
| 33  |   | 1:46.203     | 21.867       | 50.749   | 33.587   | 220.4  | 12:02:38.530 |
| 34  |   | 1:54.000 P   | 21.968       | 51.489   | 40.543   | 223.1  | 12:04:32.530 |

32 Moritz Müller-Creppon Dallara F312 Teo Martin Motorsport

| Lap | D | Time         | Sector 1     | Sector 2 | Sector 3 | T. Spd | Elapsed      |
|-----|---|--------------|--------------|----------|----------|--------|--------------|
| 1   |   | 10:09:16.008 | 10:07:29.458 | 1:05.393 | 41.157   |        | 10:09:16.008 |
| 2   |   | 2:09.883     | 31.312       | 1:02.037 | 36.534   | 142.4  | 10:11:25.891 |
| 3   |   | 2:02.630     | 27.868       | 58.817   | 35.945   | 135.5  | 10:13:28.521 |
| 4   |   | 1:57.269     | 27.573       | 54.925   | 34.771   | 129.0  | 10:15:25.790 |
| 5   |   | 2:06.457     | 27.710       | 1:02.258 | 36.489   | 173.0  | 10:17:32.247 |
| 6   |   | 1:54.360     | 24.985       | 54.488   | 34.887   | 204.1  | 10:19:26.607 |
| 7   |   | 1:53.958     | 25.283       | 54.050   | 34.625   | 167.7  | 10:21:20.565 |
| 8   |   | 2:12.968 P   | 26.754       | 1:02.698 | 43.516   | 179.4  | 10:23:33.533 |
| 9   |   | 18:05.566    | 16:36.377    | 55.074   | 34.115   |        | 10:41:39.099 |
| 10  |   | 1:53.016     | 24.045       | 53.538   | 35.433   | 216.8  | 10:43:32.115 |
| 11  |   | 1:49.952     | 23.712       | 52.609   | 33.631   | 219.0  | 10:45:22.067 |
| 12  |   | 2:00.795 P   | 23.974       | 53.439   | 43.382   | 216.0  | 10:47:22.862 |
| 13  |   | 9:33.987     | 7:59.619     | 58.643   | 35.725   |        | 10:56:56.849 |
| 14  |   | 1:50.824     | 24.491       | 52.769   | 33.564   | 190.8  | 10:58:47.673 |





Circuito de Estoril  
Euroformula Open  
Private test - 1  
Lap Analysis



|    |            |           |          |        |       |              |    |            |           |          |        |       |              |
|----|------------|-----------|----------|--------|-------|--------------|----|------------|-----------|----------|--------|-------|--------------|
| 15 | 1:49.478   | 23.203    | 52.585   | 33.690 | 214.2 | 11:00:37.151 | 2  | 2:00.827   | 26.363    | 57.848   | 36.616 | 203.7 | 10:12:14.254 |
| 16 | 1:48.809   | 23.054    | 52.203   | 33.552 | 216.0 | 11:02:25.960 | 3  | 1:55.954   | 24.709    | 55.510   | 35.735 | 206.8 | 10:14:10.208 |
| 17 | 1:48.126   | 22.936    | 51.716   | 33.474 | 216.8 | 11:04:14.086 | 4  | 2:12.946 P | 25.515    | 57.203   | 50.228 | 200.7 | 10:16:23.154 |
| 18 | 1:48.527   | 22.809    | 52.241   | 33.477 | 219.0 | 11:06:02.613 | 5  | 4:44.443   | 3:11.984  | 56.771   | 35.688 |       | 10:21:07.597 |
| 19 | 1:48.410   | 22.626    | 52.195   | 33.589 | 218.6 | 11:07:51.023 | 6  | 1:54.968   | 24.278    | 55.263   | 35.427 | 206.5 | 10:23:02.565 |
| 20 | 1:56.127 P | 23.055    | 52.639   | 40.433 | 218.1 | 11:09:47.150 | 7  | 1:53.364   | 23.865    | 54.203   | 35.296 | 209.3 | 10:24:55.929 |
| 21 | 10:35.970  | 9:09.293  | 52.772   | 33.905 |       | 11:20:23.120 | 8  | 1:54.734   | 23.767    | 54.218   | 36.749 | 213.8 | 10:26:50.663 |
| 22 | 1:48.684   | 23.019    | 52.126   | 33.539 | 218.1 | 11:22:11.804 | 9  | 1:50.947   | 23.361    | 52.918   | 34.668 | 216.8 | 10:28:41.610 |
| 23 | 1:49.510   | 22.763    | 52.126   | 33.621 | 218.6 | 11:24:00.314 | 10 | 2:06.714 P | 24.386    | 55.006   | 47.322 | 220.8 | 10:30:48.324 |
| 24 | 1:49.224   | 22.840    | 51.916   | 34.468 | 219.0 | 11:25:49.538 | 11 | 12:16.902  | 10:42.628 | 57.921   | 36.353 |       | 10:43:05.226 |
| 25 | 1:54.275   | 25.391    | 55.329   | 33.555 | 219.0 | 11:27:43.813 | 12 | 1:51.460   | 23.463    | 52.895   | 35.102 | 215.5 | 10:44:56.686 |
| 26 | 1:54.805 P | 22.955    | 52.106   | 39.744 | 216.8 | 11:29:38.618 | 13 | 2:02.600 P | 23.222    | 52.711   | 46.667 | 216.4 | 10:46:59.286 |
| 27 | 23:05.008  | 21:37.304 | 53.671   | 34.033 |       | 11:52:43.626 | 14 | 25:38.279  | 24:00.617 | 1:01.069 | 36.593 |       | 11:12:37.565 |
| 28 | 1:47.866   | 22.703    | 51.501   | 33.662 | 211.3 | 11:54:31.492 | 15 | 1:52.951   | 23.767    | 54.557   | 34.627 | 212.5 | 11:14:30.516 |
| 29 | 1:48.019   | 22.664    | 51.617   | 33.738 | 213.4 | 11:56:19.511 | 16 | 1:49.857   | 23.072    | 52.520   | 34.265 | 214.7 | 11:16:20.373 |
| 30 | 1:57.457   | 23.065    | 1:00.359 | 34.033 | 216.0 | 11:58:16.968 | 17 | 1:48.889   | 22.742    | 52.007   | 34.140 | 215.1 | 11:18:09.262 |
| 31 | 1:48.600   | 22.620    | 51.578   | 34.402 | 213.8 | 12:00:05.568 | 18 | 1:48.673   | 22.748    | 52.050   | 33.875 | 216.8 | 11:19:57.935 |
| 32 | 1:53.837 P | 22.507    | 52.250   | 39.080 | 216.4 | 12:01:59.405 | 19 | 1:48.491   | 22.661    | 51.693   | 34.137 | 219.0 | 11:21:46.426 |

**34** Matheus Iorio Dallara F312  
Carlin Motorsport

| Lap | D | Time         | Sector 1     | Sector 2 | Sector 3 | T. Spd | Elapsed      |
|-----|---|--------------|--------------|----------|----------|--------|--------------|
| 1   |   | 10:07:00.784 | 10:05:23.458 | 59.765   | 37.561   |        | 10:07:00.784 |
| 2   |   | 2:11.308     | 26.328       | 1:09.821 | 35.159   | 182.1  | 10:09:12.092 |
| 3   |   | 1:52.925     | 24.797       | 53.632   | 34.496   | 200.0  | 10:11:05.017 |
| 4   |   | 1:59.155 P   | 24.763       | 53.065   | 41.327   | 198.5  | 10:13:04.172 |
| 5   |   | 8:45.930     | 7:17.491     | 54.296   | 34.143   |        | 10:21:50.102 |
| 6   |   | 1:51.209     | 24.360       | 53.001   | 33.848   | 209.3  | 10:23:41.311 |
| 7   |   | 1:49.314     | 23.690       | 52.132   | 33.492   | 210.1  | 10:25:30.625 |
| 8   |   | 1:47.610     | 23.020       | 51.323   | 33.267   | 217.3  | 10:27:18.235 |
| 9   |   | 2:18.027 P   | 22.868       | 1:08.697 | 46.462   | 219.9  | 10:29:36.262 |
| 10  |   | 43:55.543    | 42:23.330    | 56.906   | 35.307   |        | 11:13:31.805 |
| 11  |   | 1:47.596     | 23.308       | 51.217   | 33.071   | 213.0  | 11:15:19.401 |
| 12  |   | 1:45.875     | 22.723       | 50.528   | 32.624   | 216.0  | 11:17:05.276 |
| 13  |   | 1:47.320     | 22.583       | 51.070   | 33.667   | 216.4  | 11:18:52.596 |
| 14  |   | 1:45.306     | 22.334       | 50.323   | 32.649   | 219.5  | 11:20:37.902 |
| 15  |   | 2:06.469 P   | 22.119       | 1:04.919 | 39.431   | 220.8  | 11:22:44.371 |
| 16  |   | 7:55.808     | 6:30.406     | 52.216   | 33.186   |        | 11:30:40.179 |
| 17  |   | 1:45.569     | 22.432       | 50.402   | 32.735   | 219.5  | 11:32:25.748 |
| 18  |   | 1:45.226     | 22.038       | 49.995   | 33.193   | 218.6  | 11:34:10.974 |
| 19  |   | 1:46.566     | 22.095       | 51.786   | 32.685   | 219.0  | 11:35:57.540 |
| 20  |   | 1:45.368     | 22.141       | 50.393   | 32.834   | 219.9  | 11:37:42.908 |
| 21  |   | 1:45.251     | 21.899       | 50.058   | 33.294   | 219.9  | 11:39:28.159 |
| 22  |   | 1:44.773     | 21.881       | 49.947   | 32.945   | 219.9  | 11:41:12.932 |
| 23  |   | 1:54.865 P   | 22.365       | 51.702   | 40.798   | 219.0  | 11:43:07.797 |
| 24  |   | 9:55.059     | 8:24.679     | 55.692   | 34.688   |        | 11:53:02.856 |
| 25  |   | 1:48.722     | 23.560       | 51.862   | 33.300   | 199.6  | 11:54:51.578 |
| 26  |   | 1:47.445     | 22.129       | 51.323   | 33.993   | 218.1  | 11:56:39.023 |
| 27  |   | 1:46.089     | 22.045       | 50.753   | 33.291   | 219.9  | 11:58:25.112 |
| 28  |   | 1:58.735     | 21.886       | 1:03.363 | 33.486   | 218.1  | 12:00:23.847 |
| 29  |   | 1:46.253     | 21.832       | 50.927   | 33.494   | 220.4  | 12:02:10.100 |
| 30  |   | 1:54.445 P   | 21.899       | 51.285   | 41.261   | 219.9  | 12:04:04.545 |

**51** Aldo Festante Dallara F312  
RP Motorsport

| Lap | D | Time         | Sector 1     | Sector 2 | Sector 3 | T. Spd | Elapsed      |
|-----|---|--------------|--------------|----------|----------|--------|--------------|
| 1   |   | 10:10:13.427 | 10:08:28.765 | 1:05.517 | 39.145   |        | 10:10:13.427 |

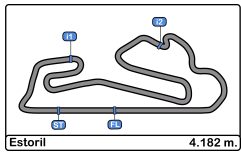
20 1:49.036 22.810 51.889 34.337 218.6 11:23:35.462  
21 2:01.723 30.163 56.622 34.938 219.0 11:25:37.185  
22 1:48.209 22.765 51.550 33.894 219.5 11:27:25.394

| Lap | D | Time       | Sector 1  | Sector 2 | Sector 3 | T. Spd | Elapsed      |
|-----|---|------------|-----------|----------|----------|--------|--------------|
| 23  |   | 2:01.353 P | 23.202    | 53.624   | 44.527   | 219.0  | 11:29:26.747 |
| 24  |   | 22:37.465  | 21:08.226 | 54.717   | 34.522   |        | 11:52:04.212 |
| 25  |   | 1:48.976   | 22.805    | 51.905   | 34.266   | 217.3  | 11:53:53.188 |
| 26  |   | 1:48.037   | 22.658    | 51.198   | 34.181   | 218.1  | 11:55:41.225 |
| 27  |   | 1:48.278   | 22.387    | 51.662   | 34.229   | 220.8  | 11:57:29.503 |
| 28  |   | 1:48.181   | 22.416    | 51.653   | 34.112   | 219.0  | 11:59:17.684 |
| 29  |   | 1:47.936   | 22.228    | 51.460   | 34.248   | 220.4  | 12:01:05.620 |
| 30  |   | 1:52.515   | 22.466    | 54.915   | 35.134   | 221.3  | 12:02:58.135 |
| 31  |   | 2:00.982 P | 22.177    | 52.337   | 46.468   | 222.2  | 12:04:59.117 |

**77** Guilherme Samaia Dallara F312  
RP Motorsport

| Lap | D | Time           | Sector 1     | Sector 2 | Sector 3 | T. Spd | Elapsed      |
|-----|---|----------------|--------------|----------|----------|--------|--------------|
| 1   |   | 10:13:33.398 P | 10:11:39.794 | 1:02.025 | 51.579   |        | 10:13:33.398 |
| 2   |   | 4:40.065       | 3:04.941     | 58.532   | 36.592   |        | 10:18:13.463 |
| 3   |   | 1:58.044       | 26.156       | 56.190   | 35.698   | 202.6  | 10:20:11.507 |
| 4   |   | 1:55.880       | 25.180       | 55.589   | 35.111   | 209.7  | 10:22:07.387 |
| 5   |   | 1:52.494       | 24.149       | 53.745   | 34.600   | 213.4  | 10:23:59.881 |
| 6   |   | 2:13.318       | 23.364       | 1:13.885 | 36.069   | 214.2  | 10:26:13.199 |
| 7   |   | 45:15.906      | 43:39.697    | 1:00.237 | 35.972   | 220.4  | 11:11:29.105 |
| 8   |   | 1:53.322       | 25.318       | 53.631   | 34.373   | 213.0  | 11:13:22.427 |
| 9   |   | 1:50.809       | 23.716       | 52.660   | 34.433   | 216.0  | 11:15:13.236 |
| 10  |   | 1:50.088       | 23.612       | 52.630   | 33.846   | 217.3  | 11:17:03.324 |
| 11  |   | 1:49.383       | 23.188       | 52.145   | 34.050   | 217.7  | 11:18:52.707 |
| 12  |   | 1:49.844       | 23.532       | 52.099   | 34.213   | 205.7  | 11:20:42.551 |
| 13  |   | 1:51.395       | 22.849       | 54.078   | 34.468   | 222.2  | 11:22:33.946 |
| 14  |   | 1:49.845       | 22.918       | 53.103   | 33.824   | 221.3  | 11:24:23.791 |
| 15  |   | 1:48.648       | 22.875       | 51.898   | 33.875   | 221.7  | 11:26:12.439 |
| 16  |   | 1:48.588       | 22.648       | 51.979   | 33.961   | 220.8  | 11:28:01.027 |
| 17  |   | 2:00.831 P     | 23.003       | 53.030   | 44.798   | 219.9  | 11:30:01.858 |
| 18  |   | 13:03.895      | 11:34.058    | 54.699   | 35.138   |        | 11:43:05.753 |
| 19  |   | 1:48.234       | 22.714       | 51.769   | 33.751   | 218.6  | 11:44:53.987 |
| 20  |   | 1:48.252       | 22.738       | 51.305   | 34.209   | 219.0  | 11:46:42.239 |
| 21  |   | 1:48.928       | 22.592       | 51.934   | 34.402   | 218.6  | 11:48:31.167 |
| 22  |   | 1:47.745       | 22.609       | 51.401   | 33.735   | 220.4  | 11:50:18.912 |
| 23  |   | 2:03.454 P     | 22.368       | 54.140   | 46.946   | 222.2  | 11:52:22.366 |





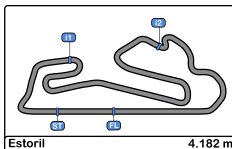
**Circuito de Estoril**  
**Euroformula Open**  
**Private test - 1**  
**Lap Analysis**



|    |            |          |          |        |       |              |
|----|------------|----------|----------|--------|-------|--------------|
| 24 | 7:08.081   | 5:40.800 | 52.786   | 34.495 |       | 11:59:30.447 |
| 25 | 2:01.971   | 22.606   | 1:04.581 | 34.784 | 218.6 | 12:01:32.418 |
| 26 | 1:47.252   | 22.144   | 51.148   | 33.960 | 219.9 | 12:03:19.670 |
| 27 | 2:03.168   | 22.306   | 1:06.574 | 34.288 | 222.6 | 12:05:22.838 |
| 28 | 1:47.162   | 22.351   | 50.989   | 33.822 | 220.8 | 12:07:10.000 |
| 29 | 2:32.174 P | 22.033   | 1:15.990 | 54.151 | 222.6 | 12:09:42.174 |





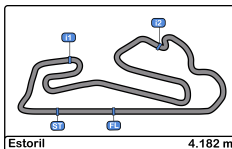


**Circuito de Estoril**  
**Euroformula Open**  
**Private test - 1**  
**Best Sectors Results**



| Sector - 1 |    |                       |        | Sector - 2 |                       |        |    | Sector - 3            |        |      |    | Ideal Lap vs Best Lap |           |          |      |  |
|------------|----|-----------------------|--------|------------|-----------------------|--------|----|-----------------------|--------|------|----|-----------------------|-----------|----------|------|--|
| Clas       | Nº | Driver                | Time   | Nº         | Driver                | Time   | Nº | Driver                | Time   | Clas | Nº | Driver                | Ideal Lap | Best Lap | Clas |  |
| 1          | 1  | Alex Karkosik         | 21.790 | 34         | Matheus Iorio         | 49.947 | 34 | Matheus Iorio         | 32.624 | 1    | 34 | Matheus Iorio         | 1:44.403  | 1:44.773 | 1    |  |
| 2          | 34 | Matheus Iorio         | 21.832 | 7          | Jannes Fittje         | 50.463 | 7  | Jannes Fittje         | 32.804 | 2    | 28 | Cameron Das           | 1:45.289  | 1:45.644 | 2    |  |
| 3          | 28 | Cameron Das           | 21.867 | 28         | Cameron Das           | 50.495 | 28 | Cameron Das           | 32.927 | 3    | 7  | Jannes Fittje         | 1:45.436  | 1:45.997 | 3    |  |
| 4          | 4  | Felipe Drugovich      | 21.908 | 10         | Bent Viscaal          | 50.669 | 4  | Felipe Drugovich      | 32.941 | 4    | 4  | Felipe Drugovich      | 1:45.524  | 1:46.029 | 4    |  |
| 5          | 12 | Christian Hahn        | 21.941 | 4          | Felipe Drugovich      | 50.675 | 12 | Christian Hahn        | 33.053 | 5    | 12 | Christian Hahn        | 1:45.847  | 1:46.387 | 5    |  |
| 6          | 19 | Petru Florescu        | 21.978 | 3          | Michael Benyahia      | 50.817 | 18 | Marcos Siebert        | 33.060 | 6    | 1  | Alex Karkosik         | 1:45.852  | 1:46.426 | 6    |  |
| 7          | 3  | Michael Benyahia      | 22.008 | 1          | Alex Karkosik         | 50.837 | 3  | Michael Benyahia      | 33.062 | 7    | 3  | Michael Benyahia      | 1:45.887  | 1:46.449 | 7    |  |
| 8          | 77 | Guilherme Samaia      | 22.033 | 12         | Christian Hahn        | 50.853 | 19 | Petru Florescu        | 33.141 | 8    | 19 | Petru Florescu        | 1:46.029  | 1:46.620 | 8    |  |
| 9          | 18 | Marcos Siebert        | 22.051 | 19         | Petru Florescu        | 50.910 | 8  | Lukas Dunner          | 33.181 | 9    | 10 | Bent Viscaal          | 1:46.129  | 1:46.901 | 10   |  |
| 10         | 7  | Jannes Fittje         | 22.169 | 77         | Guilherme Samaia      | 50.989 | 1  | Alex Karkosik         | 33.225 | 10   | 18 | Marcos Siebert        | 1:46.250  | 1:46.933 | 11   |  |
| 11         | 51 | Aldo Festante         | 22.177 | 8          | Lukas Dunner          | 51.079 | 10 | Bent Viscaal          | 33.246 | 11   | 8  | Lukas Dunner          | 1:46.476  | 1:46.781 | 9    |  |
| 12         | 10 | Bent Viscaal          | 22.214 | 18         | Marcos Siebert        | 51.139 | 32 | Moritz Müller-Creppon | 33.474 | 12   | 77 | Guilherme Samaia      | 1:46.757  | 1:47.162 | 12   |  |
| 13         | 8  | Lukas Dunner          | 22.216 | 51         | Aldo Festante         | 51.198 | 77 | Guilherme Samaia      | 33.735 | 13   | 51 | Aldo Festante         | 1:47.250  | 1:47.936 | 14   |  |
| 14         | 32 | Moritz Müller-Creppon | 22.507 | 32         | Moritz Müller-Creppon | 51.501 | 51 | Aldo Festante         | 33.875 | 14   | 32 | Moritz Müller-Creppon | 1:47.482  | 1:47.866 | 13   |  |
| 15         | 21 | Calan Williams        | 22.901 | 15         | Yves Baltas           | 52.399 | 15 | Yves Baltas           | 34.729 | 15   | 15 | Yves Baltas           | 1:50.169  | 1:50.761 | 16   |  |
| 16         | 15 | Yves Baltas           | 23.041 | 21         | Calan Williams        | 52.545 | 21 | Calan Williams        | 34.849 | 16   | 21 | Calan Williams        | 1:50.295  | 1:50.395 | 15   |  |



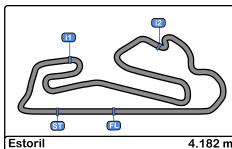


**Circuito de Estoril**  
**Euroformula Open**  
**Private test - 1**  
**Best 5 Lap Times**



| Cla | Nº | Entrant           | Nat | Driver                | Nat | Cat | Cla | Chassis      | Team                  | Best 1          |     | Best 2   |     | Best 3   |     | Best 4   |     | Best 5   |     |
|-----|----|-------------------|-----|-----------------------|-----|-----|-----|--------------|-----------------------|-----------------|-----|----------|-----|----------|-----|----------|-----|----------|-----|
|     |    |                   |     |                       |     |     |     |              |                       | Time            | Lap | Time     | Lap | Time     | Lap | Time     | Lap | Time     | Lap |
| 1   | 34 | Carlin Motorsport | GBR | Matheus Iorio         | BRA |     |     | Dallara F312 | Carlin Motorsport     | <b>1:44.773</b> | 22  | 1:45.226 | 18  | 1:45.251 | 21  | 1:45.306 | 14  | 1:45.368 | 20  |
| 2   | 28 | Carlin Motorsport | GBR | Cameron Das           | USA |     |     | Dallara F312 | Carlin Motorsport     | <b>1:45.644</b> | 24  | 1:46.031 | 18  | 1:46.126 | 29  | 1:46.137 | 16  | 1:46.138 | 30  |
| 3   | 7  | Drivex School     | ESP | Jannes Fittje         | DEU |     |     | Dallara F312 | Drivex School         | <b>1:45.997</b> | 24  | 1:46.468 | 21  | 1:46.510 | 23  | 1:46.604 | 35  | 1:46.629 | 22  |
| 4   | 4  | RP Motorsport     | ITA | Felipe Drugovich      | BRA |     |     | Dallara F312 | RP Motorsport         | <b>1:46.029</b> | 26  | 1:46.320 | 28  | 1:46.401 | 21  | 1:46.417 | 32  | 1:46.436 | 22  |
| 5   | 12 | Drivex School     | ESP | Christian Hahn        | BRA |     |     | Dallara F312 | Drivex School         | <b>1:46.387</b> | 11  | 1:46.460 | 13  | 1:46.538 | 19  | 1:46.864 | 10  | 1:46.890 | 12  |
| 6   | 1  | RP Motorsport     | ITA | Alex Karkosik         | POL |     |     | Dallara F312 | RP Motorsport         | <b>1:46.426</b> | 29  | 1:46.601 | 34  | 1:46.637 | 28  | 1:46.750 | 31  | 1:47.638 | 30  |
| 7   | 3  | RP Motorsport     | ITA | Michael Benyahia      | MAR |     |     | Dallara F312 | RP Motorsport         | <b>1:46.449</b> | 33  | 1:46.615 | 27  | 1:46.654 | 28  | 1:46.708 | 29  | 1:46.941 | 31  |
| 8   | 19 | Fortec Motorsport | GBR | Petru Florescu        | ROU |     |     | Dallara F312 | Fortec Motorsport     | <b>1:46.620</b> | 24  | 1:46.833 | 23  | 1:47.003 | 21  | 1:47.156 | 34  | 1:47.441 | 38  |
| 9   | 8  | Drivex School     | ESP | Lukas Dunner          | AUT | R   | 1   | Dallara F312 | Drivex School         | <b>1:46.781</b> | 38  | 1:46.998 | 37  | 1:47.123 | 35  | 1:47.139 | 36  | 1:48.387 | 29  |
| 10  | 10 | RACE              | ESP | Bent Viscaal          | NLD | R   | 2   | Dallara F312 | Teo Martin Motorsport | <b>1:46.901</b> | 17  | 1:47.024 | 34  | 1:47.103 | 23  | 1:47.158 | 14  | 1:47.208 | 22  |
| 11  | 18 | Campos Racing     | ESP | Marcos Siebert        | ARG |     |     | Dallara F312 | Campos Racing         | <b>1:46.933</b> | 22  | 1:47.241 | 21  | 1:47.400 | 26  | 1:47.493 | 25  | 1:47.715 | 20  |
| 12  | 77 | RP Motorsport     | ITA | Guilherme Samaia      | BRA |     |     | Dallara F312 | RP Motorsport         | <b>1:47.162</b> | 28  | 1:47.252 | 26  | 1:47.745 | 22  | 1:48.234 | 19  | 1:48.252 | 20  |
| 13  | 32 | RACE              | ESP | Moritz Müller-Creppon | CHE | R   | 3   | Dallara F312 | Teo Martin Motorsport | <b>1:47.866</b> | 28  | 1:48.019 | 29  | 1:48.126 | 17  | 1:48.410 | 19  | 1:48.510 | 23  |
| 14  | 51 | RP Motorsport     | ITA | Aldo Festante         | ITA | R   | 4   | Dallara F312 | RP Motorsport         | <b>1:47.936</b> | 29  | 1:48.037 | 26  | 1:48.181 | 28  | 1:48.209 | 22  | 1:48.278 | 27  |
| 15  | 21 | Fortec Motorsport | GBR | Calan Williams        | AUS |     |     | Dallara F312 | Fortec Motorsport     | <b>1:50.395</b> | 16  | 1:52.113 | 11  | 1:52.128 | 15  | 1:53.068 | 10  | 1:54.332 | 9   |
| 16  | 15 | Campos Racing     | ESP | Yves Baltas           | USA | R   | 5   | Dallara F312 | Campos Racing         | <b>1:50.761</b> | 22  | 1:50.896 | 23  | 1:51.537 | 21  | 1:51.679 | 24  | 1:52.948 | 17  |



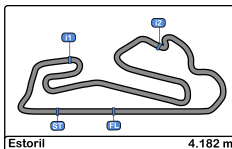


**Circuito de Estoril**  
**Euroformula Open**  
**Private test - 1**  
**Best 5 Top Speeds**



| Cla | Nº | Entrant           | Nat | Driver                | Nat | Cat | Cla | Chassis      | Team                  | Top 1        |     | Top 2 |     | Top 3 |     | Top 4 |     | Top 5 |     | Avg   |
|-----|----|-------------------|-----|-----------------------|-----|-----|-----|--------------|-----------------------|--------------|-----|-------|-----|-------|-----|-------|-----|-------|-----|-------|
|     |    |                   |     |                       |     |     |     |              |                       | Km/h         | Lap | Km/h  | Lap | Km/h  | Lap | Km/h  | Lap | Km/h  | Lap |       |
| 1   | 18 | Campos Racing     | ESP | Marcos Siebert        | ARG |     |     | Dallara F312 | Campos Racing         | <b>225.9</b> | 5   | 225.0 | 8   | 224.5 | 23  | 224.0 | 14  | 223.6 | 15  | 224.6 |
| 2   | 28 | Carlin Motorsport | GBR | Cameron Das           | USA |     |     | Dallara F312 | Carlin Motorsport     | <b>223.1</b> | 34  | 222.2 | 19  | 221.7 | 18  | 221.3 | 11  | 220.4 | 24  | 221.7 |
| 3   | 77 | RP Motorsport     | ITA | Guilherme Samaia      | BRA |     |     | Dallara F312 | RP Motorsport         | <b>222.6</b> | 27  | 222.6 | 29  | 222.2 | 13  | 222.2 | 23  | 221.7 | 15  | 222.3 |
| 4   | 4  | RP Motorsport     | ITA | Felipe Drugovich      | BRA |     |     | Dallara F312 | RP Motorsport         | <b>222.2</b> | 23  | 220.8 | 22  | 220.4 | 30  | 220.4 | 33  | 219.9 | 32  | 220.7 |
| 5   | 51 | RP Motorsport     | ITA | Aldo Festante         | ITA | R   | 1   | Dallara F312 | RP Motorsport         | <b>222.2</b> | 31  | 221.3 | 30  | 220.8 | 10  | 220.8 | 27  | 220.4 | 29  | 221.1 |
| 6   | 8  | Drivex School     | ESP | Lukas Dunner          | AUT | R   | 2   | Dallara F312 | Drivex School         | <b>221.3</b> | 35  | 220.8 | 17  | 220.8 | 36  | 220.4 | 38  | 220.4 | 39  | 220.7 |
| 7   | 12 | Drivex School     | ESP | Christian Hahn        | BRA |     |     | Dallara F312 | Drivex School         | <b>221.3</b> | 12  | 220.4 | 27  | 218.6 | 11  | 218.1 | 20  | 218.1 | 24  | 219.3 |
| 8   | 15 | Campos Racing     | ESP | Yves Baltas           | USA | R   | 3   | Dallara F312 | Campos Racing         | <b>221.3</b> | 25  | 220.8 | 10  | 220.4 | 4   | 220.4 | 15  | 220.4 | 16  | 220.6 |
| 9   | 10 | RACE              | ESP | Bent Viscaal          | NLD | R   | 4   | Dallara F312 | Teo Martin Motorsport | <b>220.8</b> | 10  | 220.8 | 24  | 219.9 | 18  | 219.9 | 25  | 219.0 | 11  | 220.1 |
| 10  | 19 | Fortec Motorsport | GBR | Petru Florescu        | ROU |     |     | Dallara F312 | Fortec Motorsport     | <b>220.8</b> | 22  | 220.8 | 25  | 220.4 | 21  | 220.4 | 37  | 219.9 | 20  | 220.4 |
| 11  | 34 | Carlin Motorsport | GBR | Matheus Iorio         | BRA |     |     | Dallara F312 | Carlin Motorsport     | <b>220.8</b> | 15  | 220.4 | 29  | 219.9 | 9   | 219.9 | 20  | 219.9 | 21  | 220.2 |
| 12  | 1  | RP Motorsport     | ITA | Alex Karkosik         | POL |     |     | Dallara F312 | RP Motorsport         | <b>219.9</b> | 6   | 219.5 | 34  | 219.5 | 35  | 219.0 | 32  | 218.6 | 33  | 219.3 |
| 13  | 3  | RP Motorsport     | ITA | Michael Benyahia      | MAR |     |     | Dallara F312 | RP Motorsport         | <b>219.9</b> | 32  | 219.0 | 29  | 219.0 | 34  | 218.6 | 33  | 217.7 | 4   | 218.8 |
| 14  | 7  | Drivex School     | ESP | Jannes Fittje         | DEU |     |     | Dallara F312 | Drivex School         | <b>219.9</b> | 34  | 219.9 | 36  | 219.5 | 14  | 219.5 | 20  | 219.5 | 33  | 219.6 |
| 15  | 21 | Fortec Motorsport | GBR | Calan Williams        | AUS |     |     | Dallara F312 | Fortec Motorsport     | <b>219.9</b> | 7   | 219.5 | 16  | 219.0 | 17  | 217.7 | 11  | 216.8 | 12  | 218.6 |
| 16  | 32 | RACE              | ESP | Moritz Müller-Creppon | CHE | R   | 5   | Dallara F312 | Teo Martin Motorsport | <b>219.0</b> | 11  | 219.0 | 18  | 219.0 | 24  | 219.0 | 25  | 218.6 | 19  | 218.9 |



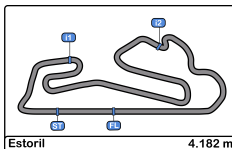


**Circuito de Estoril**  
**Euroformula Open**  
**Private test - 1**  
**Fastest Laps Sequence**



| Lap | Time of Day  | Session Time | Nº | Entrant           | Nat | Driver         | Nat | Cat | Chassis      | Team              | Time     | Km/h  |
|-----|--------------|--------------|----|-------------------|-----|----------------|-----|-----|--------------|-------------------|----------|-------|
| 2   | 10:08:29.191 | 58:29.191    | 28 | Carlin Motorsport | GBR | Cameron Das    | USA |     | Dallara F312 | Carlin Motorsport | 1:53.892 | 132.1 |
| 3   | 10:10:21.075 | 1:00:21.075  | 28 | Carlin Motorsport | GBR | Cameron Das    | USA |     | Dallara F312 | Carlin Motorsport | 1:51.884 | 134.5 |
| 4   | 10:15:57.403 | 1:05:57.403  | 10 | RACE              | ESP | Bent Viscaal   | NLD | R   | Dallara F312 | Teo Martin        | 1:50.867 | 135.7 |
| 8   | 10:23:53.913 | 1:13:53.913  | 28 | Carlin Motorsport | GBR | Cameron Das    | USA |     | Dallara F312 | Carlin Motorsport | 1:49.950 | 136.9 |
| 7   | 10:25:30.625 | 1:15:30.625  | 34 | Carlin Motorsport | GBR | Matheus Iorio  | BRA |     | Dallara F312 | Carlin Motorsport | 1:49.314 | 137.7 |
| 9   | 10:25:42.397 | 1:15:42.397  | 28 | Carlin Motorsport | GBR | Cameron Das    | USA |     | Dallara F312 | Carlin Motorsport | 1:48.484 | 138.7 |
| 8   | 10:27:18.235 | 1:17:18.235  | 34 | Carlin Motorsport | GBR | Matheus Iorio  | BRA |     | Dallara F312 | Carlin Motorsport | 1:47.610 | 139.9 |
| 14  | 10:56:12.602 | 1:46:12.602  | 10 | RACE              | ESP | Bent Viscaal   | NLD | R   | Dallara F312 | Teo Martin        | 1:47.158 | 140.4 |
| 8   | 11:00:04.293 | 1:50:04.293  | 12 | Drivex School     | ESP | Christian Hahn | BRA |     | Dallara F312 | Drivex School     | 1:46.901 | 140.8 |
| 10  | 11:03:38.170 | 1:53:38.170  | 12 | Drivex School     | ESP | Christian Hahn | BRA |     | Dallara F312 | Drivex School     | 1:46.864 | 140.8 |
| 11  | 11:05:24.557 | 1:55:24.557  | 12 | Drivex School     | ESP | Christian Hahn | BRA |     | Dallara F312 | Drivex School     | 1:46.387 | 141.5 |
| 12  | 11:17:05.276 | 2:07:05.276  | 34 | Carlin Motorsport | GBR | Matheus Iorio  | BRA |     | Dallara F312 | Carlin Motorsport | 1:45.875 | 142.1 |
| 14  | 11:20:37.902 | 2:10:37.902  | 34 | Carlin Motorsport | GBR | Matheus Iorio  | BRA |     | Dallara F312 | Carlin Motorsport | 1:45.306 | 142.9 |
| 18  | 11:34:10.974 | 2:24:10.974  | 34 | Carlin Motorsport | GBR | Matheus Iorio  | BRA |     | Dallara F312 | Carlin Motorsport | 1:45.226 | 143.0 |
| 22  | 11:41:12.932 | 2:31:12.932  | 34 | Carlin Motorsport | GBR | Matheus Iorio  | BRA |     | Dallara F312 | Carlin Motorsport | 1:44.773 | 143.6 |





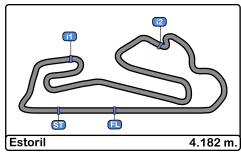
**Circuito de Estoril**  
**Euroformula Open**  
**Private test - 1**  
**Event Best Maximum Speed**



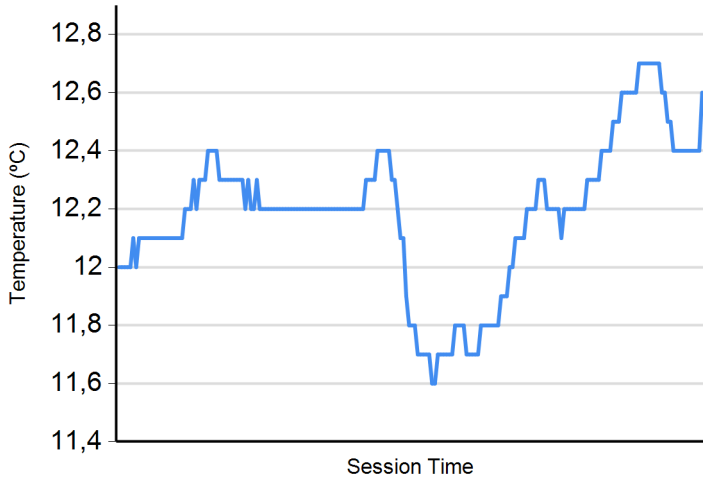
| Nº | Entrant           | Nat | Driver                | Nat | Cat | Clas | Chassis      | Team              | Km/h  | Session          |
|----|-------------------|-----|-----------------------|-----|-----|------|--------------|-------------------|-------|------------------|
| 18 | Campos Racing     | ESP | Marcos Siebert        | ARG |     |      | Dallara F312 | Campos Racing     | 225.9 | Private test - 1 |
| 28 | Carlin Motorsport | GBR | Cameron Das           | USA |     |      | Dallara F312 | Carlin Motorsport | 223.1 | Private test - 1 |
| 77 | RP Motorsport     | ITA | Guilherme Samaia      | BRA |     |      | Dallara F312 | RP Motorsport     | 222.6 | Private test - 1 |
| 4  | RP Motorsport     | ITA | Felipe Drugovich      | BRA |     |      | Dallara F312 | RP Motorsport     | 222.2 | Private test - 1 |
| 51 | RP Motorsport     | ITA | Aldo Festante         | ITA | R   | 1    | Dallara F312 | RP Motorsport     | 222.2 | Private test - 1 |
| 12 | Drivex School     | ESP | Christian Hahn        | BRA |     |      | Dallara F312 | Drivex School     | 221.3 | Private test - 1 |
| 8  | Drivex School     | ESP | Lukas Dunner          | AUT | R   | 2    | Dallara F312 | Drivex School     | 221.3 | Private test - 1 |
| 15 | Campos Racing     | ESP | Yves Baltas           | USA | R   | 3    | Dallara F312 | Campos Racing     | 221.3 | Private test - 1 |
| 10 | RACE              | ESP | Bent Viscaal          | NLD | R   | 4    | Dallara F312 | Teo Martin        | 220.8 | Private test - 1 |
| 34 | Carlin Motorsport | GBR | Matheus Iorio         | BRA |     |      | Dallara F312 | Carlin Motorsport | 220.8 | Private test - 1 |
| 19 | Fortec Motorsport | GBR | Petru Florescu        | ROU |     |      | Dallara F312 | Fortec Motorsport | 220.8 | Private test - 1 |
| 21 | Fortec Motorsport | GBR | Calan Williams        | AUS |     |      | Dallara F312 | Fortec Motorsport | 219.9 | Private test - 1 |
| 1  | RP Motorsport     | ITA | Alex Karkosik         | POL |     |      | Dallara F312 | RP Motorsport     | 219.9 | Private test - 1 |
| 3  | RP Motorsport     | ITA | Michael Benyahia      | MAR |     |      | Dallara F312 | RP Motorsport     | 219.9 | Private test - 1 |
| 7  | Drivex School     | ESP | Jannes Fittje         | DEU |     |      | Dallara F312 | Drivex School     | 219.9 | Private test - 1 |
| 32 | RACE              | ESP | Moritz Müller-Creppon | CHE | R   | 5    | Dallara F312 | Teo Martin        | 219.0 | Private test - 1 |



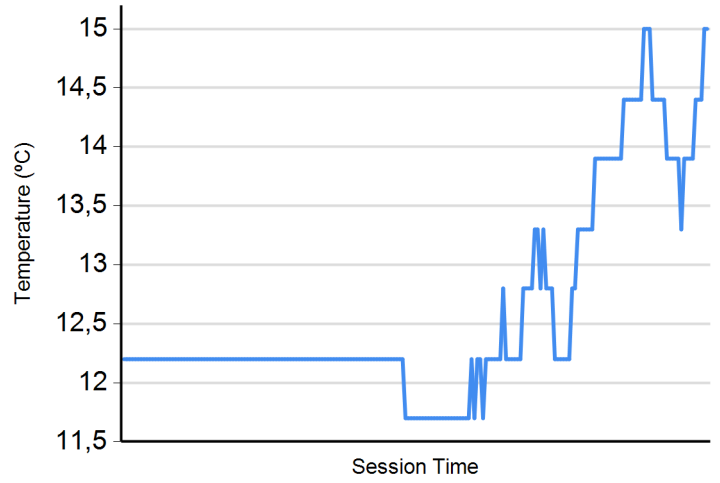




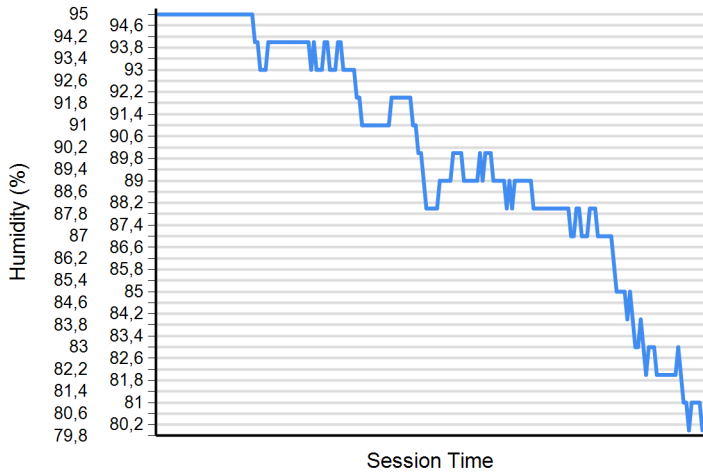
**Air Temperature**



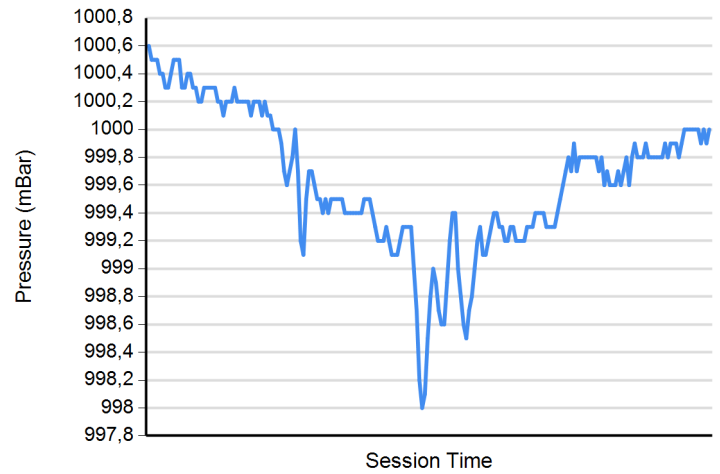
**Track Temperature**



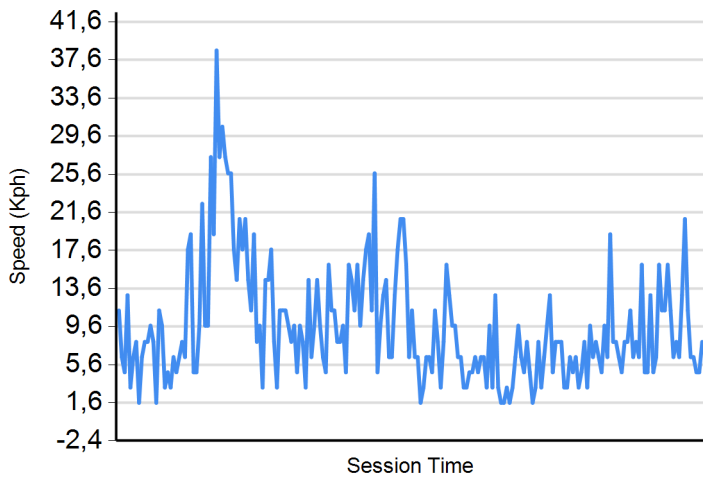
**Humidity**



**Pressure**



**Wind Speed**



**Wind direction**

North = 0°/360° Est = 90° South = 180° West = 270°

