

Circuito de Estoril
Euroformula Open
Private test - 3
Provisional Results



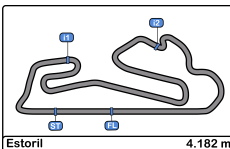
Clas	Nº	Entrant	Nat	Driver	Nat	Cat	Clas	Chassis	Team	Laps	Best	Time	Gap	Interval	Km/h
1	4	RP Motorsport	ITA	Felipe Drugovich	BRA			Dallara F312	RP Motorsport	11	10	1:33.602			160.8
2	28	Carlin Motorsport	GBR	Cameron Das	USA			Dallara F312	Carlin Motorsport	16	15	1:33.898	0.296	0.296	160.3
3	10	RACE	ESP	Bent Viscaal	NLD	R	1	Dallara F312	Teo Martin Motorsport	15	14	1:34.259	0.657	0.361	159.7
4	34	Carlin Motorsport	GBR	Matheus Iorio	BRA			Dallara F312	Carlin Motorsport	19	17	1:34.479	0.877	0.220	159.3
5	1	RP Motorsport	ITA	Alex Karkosik	POL			Dallara F312	RP Motorsport	13	13	1:34.872	1.270	0.393	158.6
6	77	RP Motorsport	ITA	Guilherme Samaia	BRA			Dallara F312	RP Motorsport	17	16	1:35.141	1.539	0.269	158.2
7	7	Drivex School	ESP	Jannes Fittje	DEU			Dallara F312	Drivex School	13	12	1:35.301	1.699	0.160	157.9
8	19	Fortec Motorsport	GBR	Petru Florescu	ROU			Dallara F312	Fortec Motorsport	11	6	1:35.385	1.783	0.084	157.8
9	51	RP Motorsport	ITA	Aldo Festante	ITA	R	2	Dallara F312	RP Motorsport	14	13	1:35.387	1.785	0.002	157.8
10	32	RACE	ESP	Moritz Müller-Creppon	CHE	R	3	Dallara F312	Teo Martin Motorsport	16	14	1:35.606	2.004	0.219	157.4
11	8	Drivex School	ESP	Lukas Dunner	AUT	R	4	Dallara F312	Drivex School	18	15	1:35.625	2.023	0.019	157.4
12	3	RP Motorsport	ITA	Michael Benyahia	MAR			Dallara F312	RP Motorsport	18	17	1:35.722	2.120	0.097	157.2
13	18	Campos Racing	ESP	Marcos Siebert	ARG			Dallara F312	Campos Racing	14	11	1:35.821	2.219	0.099	157.1
14	21	Fortec Motorsport	GBR	Calan Williams	AUS			Dallara F312	Fortec Motorsport	11	3	1:37.061	3.459	1.240	155.1
15	12	Drivex School	ESP	Christian Hahn	BRA			Dallara F312	Drivex School	13	2	1:38.060	4.458	0.999	153.5
16	15	Campos Racing	ESP	Yves Baltas	USA	R	5	Dallara F312	Campos Racing	15	12	1:38.344	4.742	0.284	153.0

Published at:.....

Track Temp: 20.6 °C Air Temp: 14.2 °C Humidity: 67 % Track Status: DRY

Stewards:	Race Director:	Timekeeper: 
-----------	----------------	--





Circuito de Estoril
Euroformula Open
Private test - 3
Provisional Results by Class



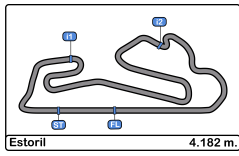
Clas	Nº	Entrant	Nat	Driver	Nat	Cat	Clas	Chassis	Team	Laps	Best	Time	Gap	Interval	Km/h
1	4	RP Motorsport	ITA	Felipe Drugovich	BRA			Dallara F312	RP Motorsport	11	10	1:33.602			160.8
2	28	Carlin Motorsport	GBR	Cameron Das	USA			Dallara F312	Carlin Motorsport	16	15	1:33.898	0.296	0.296	160.3
3	34	Carlin Motorsport	GBR	Matheus Iorio	BRA			Dallara F312	Carlin Motorsport	19	17	1:34.479	0.877	0.581	159.3
4	1	RP Motorsport	ITA	Alex Karkosik	POL			Dallara F312	RP Motorsport	13	13	1:34.872	1.270	0.393	158.6
5	77	RP Motorsport	ITA	Guilherme Samaia	BRA			Dallara F312	RP Motorsport	17	16	1:35.141	1.539	0.269	158.2
6	7	Drivex School	ESP	Jannes Fittje	DEU			Dallara F312	Drivex School	13	12	1:35.301	1.699	0.160	157.9
7	19	Fortec Motorsport	GBR	Petru Florescu	ROU			Dallara F312	Fortec Motorsport	11	6	1:35.385	1.783	0.084	157.8
8	3	RP Motorsport	ITA	Michael Benyahia	MAR			Dallara F312	RP Motorsport	18	17	1:35.722	2.120	0.337	157.2
9	18	Campos Racing	ESP	Marcos Siebert	ARG			Dallara F312	Campos Racing	14	11	1:35.821	2.219	0.099	157.1
10	21	Fortec Motorsport	GBR	Calan Williams	AUS			Dallara F312	Fortec Motorsport	11	3	1:37.061	3.459	1.240	155.1
11	12	Drivex School	ESP	Christian Hahn	BRA			Dallara F312	Drivex School	13	2	1:38.060	4.458	0.999	153.5
Rookie															
1	10	RACE	ESP	Bent Viscaal	NLD	R	1	Dallara F312	Teo Martin Motorsport	15	14	1:34.259			159.7
2	51	RP Motorsport	ITA	Aldo Festante	ITA	R	2	Dallara F312	RP Motorsport	14	13	1:35.387	1.128	1.128	157.8
3	32	RACE	ESP	Moritz Müller-Creppon	CHE	R	3	Dallara F312	Teo Martin Motorsport	16	14	1:35.606	1.347	0.219	157.4
4	8	Drivex School	ESP	Lukas Dunner	AUT	R	4	Dallara F312	Drivex School	18	15	1:35.625	1.366	0.019	157.4
5	15	Campos Racing	ESP	Yves Baltas	USA	R	5	Dallara F312	Campos Racing	15	12	1:38.344	4.085	2.719	153.0

Published at:.....

Track Temp: 20.6 °C Air Temp: 14.2 °C Humidity: 67 % Track Status: DRY

Stewards:	Race Director:	Timekeeper:





Circuito de Estoril
Euroformula Open
Private test - 3
Lap Analysis



1 Alex Karkosik Dallara F312 **7** Jannes Fittje Dallara F312
 RP Motorsport Drivex School

Lap	D	Time	Sector 1	Sector 2	Sector 3	T. Spd	Elapsed	Lap	D	Time	Sector 1	Sector 2	Sector 3	T. Spd	Elapsed
1		16:02:36.291	16:01:13.654	51.155	31.482		16:02:36.291	1		16:02:13.272	16:00:52.762	49.590	30.920		16:02:13.272
2		1:37.718	20.427	46.966	30.325	218.1	16:04:14.009	2		1:36.928	20.534	46.356	30.038	213.8	16:03:50.200
3		1:37.604	20.004	46.776	30.824	221.3	16:05:51.613	3		1:37.803	19.792	47.881	30.130	219.5	16:05:28.003
4		2:14.285	P 25.190	1:00.554	48.541	215.5	16:08:05.898	4		2:07.528	P 21.263	59.930	46.335	218.1	16:07:35.531
5		11:22.382	P 9:43.672	53.488	45.222		16:19:28.280	5		23:37.502	22:14.896	50.514	32.092		16:31:13.033
6		10:54.844	9:31.352	50.032	33.460		16:30:23.124	6		1:37.549	20.572	46.201	30.776	211.3	16:32:50.582
7		1:38.724	20.352	46.918	31.454	216.0	16:32:01.848	7		1:35.651	19.898	45.631	30.122	214.7	16:34:26.233
8		1:37.364	20.016	46.244	31.104	217.7	16:33:39.212	8		1:36.827	19.838	45.440	31.549	214.2	16:36:03.060
9		1:37.117	19.891	46.229	30.997	218.1	16:35:16.329	9		1:42.657	P 19.838	45.649	37.170	215.5	16:37:45.717
10		1:45.090	P 19.991	47.123	37.976	218.6	16:37:01.419	10		4:32.627	3:09.829	51.376	31.422		16:42:18.344
11		4:37.446	3:07.270	57.769	32.407		16:41:38.865	11		1:37.787	20.872	46.691	30.224	210.5	16:43:56.131
12		1:37.352	20.310	46.368	30.674	217.3	16:43:16.217	12		1:35.301	19.829	45.541	29.931	215.1	16:45:31.432
13		1:34.872	19.697	45.253	29.922	217.7	16:44:51.089	13		2:03.075	P 23.276	52.187	47.612	214.7	16:47:34.507

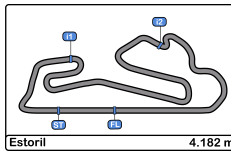
3 Michael Benyahia Dallara F312 **8** Lukas Dunner Dallara F312
 RP Motorsport Drivex School

Lap	D	Time	Sector 1	Sector 2	Sector 3	T. Spd	Elapsed	Lap	D	Time	Sector 1	Sector 2	Sector 3	T. Spd	Elapsed
1		16:02:37.638	16:01:16.532	49.909	31.197		16:02:37.638	1		16:02:09.694	16:00:41.705	55.134	32.855		16:02:09.694
2		1:37.182	20.500	46.738	29.944	219.9	16:04:14.820	2		2:02.199	21.373	1:03.481	37.345	204.1	16:04:11.893
3		1:38.418	19.855	47.330	31.233	224.0	16:05:53.238	3		2:02.860	P 20.374	52.142	50.344	217.7	16:06:14.753
4		2:15.383	P 25.664	1:01.057	48.662	180.6	16:08:08.621	4		10:48.049	9:11.680	56.701	39.668		16:17:02.802
5		9:52.198	8:17.557	55.548	39.093		16:18:00.819	5		1:55.428	22.560	55.256	37.612	211.7	16:18:58.230
6		1:52.774	23.892	52.192	36.690	166.1	16:19:53.593	6		1:46.604	20.601	50.921	35.082	214.7	16:20:44.834
7		1:45.432	20.816	50.287	34.329	218.1	16:21:39.025	7		1:44.180	20.325	49.846	34.009	217.3	16:22:29.014
8		1:42.732	20.091	48.963	33.678	221.3	16:23:21.757	8		1:42.427	19.971	49.068	33.388	218.6	16:24:11.441
9		1:40.755	19.853	48.366	32.536	220.8	16:25:02.512	9		1:40.477	19.896	48.225	32.356	218.6	16:25:51.918
10		1:39.293	19.753	47.777	31.763	221.3	16:26:41.805	10		1:38.693	19.780	47.403	31.510	219.5	16:27:30.611
11		1:38.708	19.813	47.606	31.289	221.7	16:28:20.513	11		1:45.514	P 19.604	46.991	38.919	219.5	16:29:16.125
12		1:38.220	19.767	47.364	31.089	222.2	16:29:58.733	12		6:14.006	4:46.296	54.609	33.101		16:35:30.131
13		1:43.475	P 19.868	46.853	36.754	222.6	16:31:42.208	13		1:42.390	22.580	48.887	30.923	199.6	16:37:12.521
14		6:33.455	5:10.313	51.340	31.802		16:38:15.663	14		1:35.676	19.850	45.709	30.117	216.4	16:38:48.197
15		1:40.556	21.396	48.715	30.445	211.3	16:39:56.219	15		1:35.625	19.703	45.634	30.288	218.6	16:40:23.822
16		1:36.305	19.695	45.910	30.700	220.4	16:41:32.524	16		1:40.983	P 19.449	45.546	35.988	220.4	16:42:04.805
17		1:35.722	19.572	46.143	30.007	222.6	16:43:08.246	17		3:05.712	1:42.463	51.480	31.769		16:45:10.517
18		1:42.296	P 19.618	45.957	36.721	219.5	16:44:50.542	18		2:06.630	P 27.000	56.270	43.360	193.8	16:47:17.147

4 Felipe Drugovich Dallara F312 **10** Bent Viscaal Dallara F312
 RP Motorsport Teo Martin Motorsport

Lap	D	Time	Sector 1	Sector 2	Sector 3	T. Spd	Elapsed	Lap	D	Time	Sector 1	Sector 2	Sector 3	T. Spd	Elapsed
1		16:02:14.956	16:00:53.646	50.235	31.075		16:02:14.956	1		16:03:32.768	16:02:07.240	52.386	33.142		16:03:32.768
2		1:38.319	20.367	45.965	31.987	218.6	16:03:53.275	2		1:49.389	P 21.727	47.984	39.678	214.2	16:05:22.157
3		1:36.301	19.558	46.385	30.358	222.2	16:05:29.576	3		14:22.028	12:53.337	52.790	35.901		16:19:44.185
4		2:08.317	P 21.015	59.842	47.460	221.7	16:07:37.893	4		1:44.743	22.079	49.399	33.265	207.2	16:21:28.928
5		25:02.209	23:38.176	52.425	31.608		16:32:40.102	5		1:41.414	20.371	48.168	32.875	220.8	16:23:10.342
6		1:36.886	20.416	46.043	30.427	213.4	16:34:16.988	6		1:39.979	20.327	47.813	31.839	223.1	16:24:50.321
7		1:42.129	P 19.869	45.284	36.976	216.8	16:35:59.117	7		1:38.098	19.814	47.023	31.261	219.5	16:26:28.419
8		4:13.412	2:48.298	53.863	31.251		16:40:12.529	8		1:37.179	19.880	46.553	30.746	219.9	16:28:05.598
9		1:39.266	20.617	48.815	29.834	218.1	16:41:51.795	9		1:44.069	P 19.717	46.375	37.977	219.9	16:29:49.667
10		1:33.602	19.416	44.769	29.417	221.7	16:43:25.397	10		7:24.907	5:49.706	58.450	36.751		16:37:14.574
11		1:40.737	P 19.451	44.969	36.317	220.4	16:45:06.134	11		1:43.550	24.411	48.849	30.290	196.0	16:38:58.124
								12		1:35.113	19.833	45.482	29.798	218.1	16:40:33.237
								13		1:34.322	19.473	45.237	29.612	222.2	16:42:07.559





Circuito de Estoril
Euroformula Open
Private test - 3
Lap Analysis



14	1:34.259	19.397	45.183	29.679	223.1	16:43:41.818
15	1:40.974 P	19.502	45.355	36.117	221.3	16:45:22.792

12 Christian Hahn Dallara F312
 Drivex School

Lap D	Time	Sector 1	Sector 2	Sector 3	T. Spd	Elapsed
1	16:03:06.313	16:01:45.523	49.669	31.121		16:03:06.313
2	1:38.060	20.525	47.111	30.424	217.3	16:04:44.373
3	2:00.966 P	20.212	49.932	50.822	219.9	16:06:45.339
4	14:57.128	13:27.699	54.125	35.304		16:21:42.467
5	1:43.036	20.429	49.327	33.280	216.0	16:23:25.503
6	1:40.579	20.007	48.139	32.433	219.5	16:25:06.082
7	1:39.291	20.063	47.477	31.751	218.1	16:26:45.373
8	1:38.611	20.143	47.298	31.170	219.0	16:28:23.984
9	1:38.153	19.971	47.075	31.107	219.0	16:30:02.137
10	1:45.845 P	19.910	46.982	38.953	220.4	16:31:47.982
11	11:49.312	10:21.418	54.756	33.138		16:43:37.294
12	1:43.564	22.349	49.874	31.341	174.1	16:45:20.858
13	2:10.453 P	26.072	57.474	46.907	216.8	16:47:31.311

15 Yves Baltas Dallara F312
 Campos Racing

Lap D	Time	Sector 1	Sector 2	Sector 3	T. Spd	Elapsed
1	16:02:27.928	16:01:04.887	50.704	32.337		16:02:27.928
2	1:49.171 P	20.931	47.645	40.595	218.6	16:04:17.099
3	15:17.523	13:46.772	54.009	36.742		16:19:34.622
4	1:48.881	21.468	52.235	35.178	213.8	16:21:23.503
5	1:45.522	20.691	50.929	33.902	218.1	16:23:09.025
6	1:44.733	20.769	50.616	33.348	218.1	16:24:53.758
7	1:42.455	20.362	49.239	32.854	216.8	16:26:36.213
8	1:40.799	20.376	48.392	32.031	216.0	16:28:17.012
9	1:47.766 P	20.314	47.773	39.679	216.0	16:30:04.778
10	3:05.353	1:45.691	48.348	31.314		16:33:10.131
11	1:38.545	20.399	46.993	31.153	216.4	16:34:48.676
12	1:38.344	20.287	46.779	31.278	216.0	16:36:27.020
13	1:46.679 P	20.356	47.075	39.248	217.7	16:38:13.699
14	7:02.562	5:29.921	59.143	33.498		16:45:16.261
15	2:02.113 P	24.864	54.158	43.091	211.3	16:47:18.374

18 Marcos Siebert Dallara F312
 Campos Racing

Lap D	Time	Sector 1	Sector 2	Sector 3	T. Spd	Elapsed
1	16:02:26.406	16:00:59.275	54.828	32.303		16:02:26.406
2	1:39.155	21.000	47.582	30.573	218.1	16:04:05.561
3	1:53.645 P	22.060	50.685	40.900	221.7	16:05:59.206
4	13:23.534	11:57.558	50.960	35.016		16:19:22.740
5	1:45.071	21.064	49.727	34.280	217.3	16:21:07.811
6	1:42.081	20.300	48.781	33.000	219.9	16:22:49.892
7	1:52.352 P	19.907	49.197	43.248	219.5	16:24:42.244
8	4:45.920	3:23.682	50.640	31.598		16:29:28.164
9	1:37.492	20.282	46.798	30.412	218.1	16:31:05.656
10	1:36.311	19.743	46.147	30.421	219.9	16:32:41.967
11	1:35.821	19.739	45.918	30.164	220.4	16:34:17.788
12	1:43.577 P	19.579	47.439	36.559	223.6	16:36:01.365
13	8:15.329	6:51.128	51.751	32.450		16:44:16.694
14	1:56.629 P	20.909	50.867	44.853	216.0	16:46:13.323

19 Petru Florescu Dallara F312
 Fortec Motorsport

Lap D	Time	Sector 1	Sector 2	Sector 3	T. Spd	Elapsed
1	16:03:44.097	16:02:18.065	52.044	33.988		16:03:44.097
2	1:51.054	21.908	58.345	30.801	197.0	16:05:35.151
3	2:13.191 P	22.859	1:02.010	48.322	217.3	16:07:48.342
4	20:42.019	19:20.103	49.540	32.376		16:28:30.361
5	1:38.410	20.700	46.742	30.968	214.2	16:30:08.771
6	1:35.385	19.772	45.495	30.118	216.8	16:31:44.156
7	1:35.438	19.706	45.558	30.174	216.4	16:33:19.594
8	1:51.879 P	19.708	54.424	37.747	216.8	16:35:11.473
9	7:43.463	6:20.352	50.163	32.948		16:42:54.936
10	1:37.942	20.891	46.936	30.115	203.0	16:44:32.878
11	1:59.653 P	24.108	57.027	38.518	216.8	16:46:32.531

21 Calan Williams Dallara F312
 Fortec Motorsport

Lap D	Time	Sector 1	Sector 2	Sector 3	T. Spd	Elapsed
1	16:02:18.292	16:00:55.361	51.414	31.517		16:02:18.292
2	1:37.853	20.801	46.550	30.502	216.0	16:03:56.145
3	1:37.061	20.083	46.539	30.439	218.6	16:05:33.206
4	2:12.838 P	21.098	1:01.575	50.165	218.6	16:07:46.044
5	9:55.374	8:24.151	54.842	36.381		16:17:41.418
6	1:48.116	21.695	50.607	35.814	213.8	16:19:29.534
7	1:44.803	21.182	49.745	33.876	217.3	16:21:14.337
8	1:54.233 P	20.684	49.283	44.266	219.0	16:23:08.570
9	19:35.393	18:09.586	52.458	33.349		16:42:43.963
10	1:37.702	21.018	46.433	30.251	214.2	16:44:21.665
11	2:02.111 P	20.639	55.245	46.227	217.3	16:46:23.776

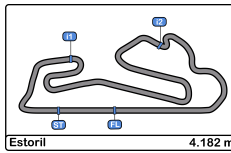
28 Cameron Das Dallara F312
 Carlin Motorsport

Lap D	Time	Sector 1	Sector 2	Sector 3	T. Spd	Elapsed
1	16:03:23.438	16:02:00.745	50.143	32.550		16:03:23.438
2	1:39.998	22.046	47.485	30.467	185.5	16:05:03.436
3	1:53.175 P	19.830	50.226	43.119	220.4	16:06:56.611
4	14:15.550	12:51.448	50.519	33.583		16:21:12.161
5	1:41.282	20.221	48.205	32.856	219.0	16:22:53.443
6	1:39.764	19.758	47.645	32.361	220.4	16:24:33.207
7	1:37.304	19.649	46.405	31.250	219.9	16:26:10.511
8	1:36.814	19.587	46.370	30.857	219.5	16:27:47.325
9	1:36.481	19.590	46.256	30.635	219.5	16:29:23.806
10	1:35.927	19.444	45.767	30.716	221.7	16:30:59.733
11	1:41.535 P	19.669	45.802	36.064	218.6	16:32:41.268
12	7:26.483	6:07.785	48.362	30.336		16:40:07.751
13	1:35.664	19.778	45.966	29.920	214.7	16:41:43.415
14	1:34.520	19.446	45.046	30.028	219.5	16:43:17.935
15	1:33.898	19.481	44.835	29.582	217.7	16:44:51.833
16	1:50.896 P	26.651	48.521	35.724	224.0	16:46:42.729

32 Moritz Müller-Creppon Dallara F312
 Teo Martin Motorsport

Lap D	Time	Sector 1	Sector 2	Sector 3	T. Spd	Elapsed
1	16:02:37.371	16:01:15.206	50.496	31.669		16:02:37.371
2	1:41.386	23.339	47.134	30.913	166.1	16:04:18.757





Circuito de Estoril
Euroformula Open
Private test - 3
Lap Analysis



3	1:47.269	P	20.075	47.417	39.777	219.0	16:06:06.026	77	Guilherme Samaia	Dallara F312	RP Motorsport
4	17:09.776		15:35.368	58.176	36.232		16:23:15.802				
5	1:44.507		21.959	49.398	33.150	194.2	16:25:00.309				
6	1:40.156		20.427	47.870	31.859	216.8	16:26:40.465				
7	1:39.167		20.323	47.585	31.259	216.4	16:28:19.632				
8	1:38.020		20.040	47.131	30.849	216.0	16:29:57.652				
9	1:37.274		20.012	46.650	30.612	218.1	16:31:34.926				
10	1:37.268		20.143	46.446	30.679	218.6	16:33:12.194				
11	1:41.704	P	20.109	46.342	35.253	218.1	16:34:53.898				
12	5:34.164		4:06.765	54.124	33.275		16:40:28.062				
13	1:42.335		22.000	49.955	30.380	198.5	16:42:10.397				
14	1:35.606		20.015	45.694	29.897	218.6	16:43:46.003				
15	1:35.856		19.924	45.640	30.292	218.1	16:45:21.859				
16	2:11.625	P	26.653	56.552	48.420	169.5	16:47:33.484				

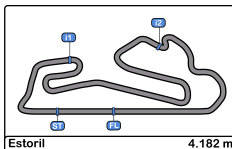
34 Matheus Iorio Dallara F312
 Carlin Motorsport

Lap D	Time	Sector 1	Sector 2	Sector 3	T. Spd	Elapsed	
1	16:02:07.240	16:00:44.569	50.553	32.118		16:02:07.240	
2	1:41.398	21.884	48.668	30.846	203.7	16:03:48.638	
3	1:36.692	20.042	46.148	30.502	219.0	16:05:25.330	
4	2:07.284	P	21.041	59.273	46.970	219.9	16:07:32.614
5	9:32.476		8:03.342	53.607	35.527		16:17:05.090
6	1:45.254	20.901	50.726	33.627	218.1	16:18:50.344	
7	1:43.144	20.173	49.455	33.516	219.0	16:20:33.488	
8	1:41.603	19.945	48.598	33.060	220.4	16:22:15.091	
9	1:39.955	19.771	47.919	32.265	221.7	16:23:55.046	
10	1:38.573	19.761	47.215	31.597	220.8	16:25:33.619	
11	1:38.273	19.644	47.347	31.282	222.6	16:27:11.892	
12	1:36.839	19.753	46.281	30.805	220.4	16:28:48.731	
13	1:43.162	P	19.709	46.089	37.364	220.4	16:30:31.893
14	7:54.554		6:32.174	51.070	31.310		16:38:26.447
15	1:44.438	21.063	51.805	31.570	209.3	16:40:10.885	
16	1:35.361	19.771	45.551	30.039	218.6	16:41:46.246	
17	1:34.479	19.482	45.218	29.779	223.6	16:43:20.725	
18	1:34.533	19.427	45.117	29.989	220.8	16:44:55.258	
19	1:48.824	P	24.357	48.693	35.774	223.1	16:46:44.082

51 Aldo Festante Dallara F312
 RP Motorsport

Lap D	Time	Sector 1	Sector 2	Sector 3	T. Spd	Elapsed	
1	16:02:45.267	16:01:24.866	49.687	30.714		16:02:45.267	
2	1:36.610	20.515	45.981	30.114	219.9	16:04:21.877	
3	1:47.971	P	19.900	46.088	41.983	223.6	16:06:09.848
4	10:17.985		8:44.458	55.954	37.573		16:16:27.833
5	1:59.142	P	22.416	51.900	44.826	216.4	16:18:26.975
6	13:19.590		11:57.712	50.574	31.304		16:31:46.565
7	1:37.108	20.250	46.101	30.757	218.6	16:33:23.673	
8	1:36.381	20.112	46.125	30.144	219.5	16:35:00.054	
9	1:44.544	P	20.079	46.452	38.013	218.1	16:36:44.598
10	3:34.441		2:09.429	52.649	32.363		16:40:19.039
11	1:42.821	21.829	49.801	31.191	212.1	16:42:01.860	
12	1:35.714	19.952	45.368	30.394	221.3	16:43:37.574	
13	1:35.387	19.710	45.523	30.154	221.3	16:45:12.961	
14	1:58.853	P	24.520	52.200	42.133	223.1	16:47:11.814



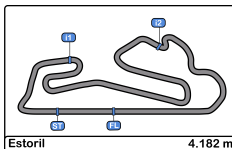


Circuito de Estoril
Euroformula Open
Private test - 3
Best Sectors Results



Sector - 1				Sector - 2				Sector - 3				Ideal Lap vs Best Lap				
Clas	Nº	Driver	Time	Nº	Driver	Time	Nº	Driver	Time	Clas	Nº	Driver	Ideal Lap	Best Lap	Clas	
1	10	Bent Viscaal	19.397	4	Felipe Drugovich	44.769	4	Felipe Drugovich	29.417	1	4	Felipe Drugovich	1:33.602	1:33.602	1	
2	4	Felipe Drugovich	19.416	28	Cameron Das	44.835	28	Cameron Das	29.582	2	28	Cameron Das	1:33.861	1:33.898	2	
3	34	Matheus Iorio	19.427	34	Matheus Iorio	45.117	10	Bent Viscaal	29.612	3	10	Bent Viscaal	1:34.192	1:34.259	3	
4	28	Cameron Das	19.444	10	Bent Viscaal	45.183	34	Matheus Iorio	29.779	4	34	Matheus Iorio	1:34.323	1:34.479	4	
5	8	Lukas Dunner	19.449	1	Alex Karkosik	45.253	77	Guilherme Samaia	29.865	5	1	Alex Karkosik	1:34.872	1:34.872	5	
6	77	Guilherme Samaia	19.522	51	Aldo Festante	45.368	32	Moritz Müller-Creppon	29.897	6	77	Guilherme Samaia	1:35.110	1:35.141	6	
7	3	Michael Benyahia	19.572	7	Jannes Fittje	45.440	1	Alex Karkosik	29.922	7	8	Lukas Dunner	1:35.112	1:35.625	11	
8	18	Marcos Siebert	19.579	19	Petru Florescu	45.495	7	Jannes Fittje	29.931	8	7	Jannes Fittje	1:35.163	1:35.301	7	
9	1	Alex Karkosik	19.697	8	Lukas Dunner	45.546	3	Michael Benyahia	29.944	9	51	Aldo Festante	1:35.192	1:35.387	9	
10	19	Petru Florescu	19.706	32	Moritz Müller-Creppon	45.640	51	Aldo Festante	30.114	10	19	Petru Florescu	1:35.316	1:35.385	8	
11	51	Aldo Festante	19.710	77	Guilherme Samaia	45.723	19	Petru Florescu	30.115	11	3	Michael Benyahia	1:35.426	1:35.722	12	
12	7	Jannes Fittje	19.792	3	Michael Benyahia	45.910	8	Lukas Dunner	30.117	12	32	Moritz Müller-Creppon	1:35.461	1:35.606	10	
13	12	Christian Hahn	19.910	18	Marcos Siebert	45.918	18	Marcos Siebert	30.164	13	18	Marcos Siebert	1:35.661	1:35.821	13	
14	32	Moritz Müller-Creppon	19.924	21	Calan Williams	46.433	21	Calan Williams	30.251	14	21	Calan Williams	1:36.767	1:37.061	14	
15	21	Calan Williams	20.083	15	Yves Baltas	46.779	12	Christian Hahn	30.424	15	12	Christian Hahn	1:37.316	1:38.060	15	
16	15	Yves Baltas	20.287	12	Christian Hahn	46.982	15	Yves Baltas	31.153	16	15	Yves Baltas	1:38.219	1:38.344	16	



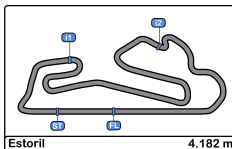


Circuito de Estoril
Euroformula Open
Private test - 3
Best 5 Lap Times



Cls	Nº	Entrant	Nat	Driver	Nat	Cat	Cls	Chassis	Team	Best 1		Best 2		Best 3		Best 4		Best 5	
										Time	Lap	Time	Lap	Time	Lap	Time	Lap	Time	Lap
1	4	RP Motorsport	ITA	Felipe Drugovich	BRA			Dallara F312	RP Motorsport	1:33.602	10	1:36.301	3	1:36.886	6	1:38.319	2	1:39.266	9
2	28	Carlin Motorsport	GBR	Cameron Das	USA			Dallara F312	Carlin Motorsport	1:33.898	15	1:34.520	14	1:35.664	13	1:35.927	10	1:36.481	9
3	10	RACE	ESP	Bent Viscaal	NLD	R	1	Dallara F312	Teo Martin Motorsport	1:34.259	14	1:34.322	13	1:35.113	12	1:37.179	8	1:38.098	7
4	34	Carlin Motorsport	GBR	Matheus Iorio	BRA			Dallara F312	Carlin Motorsport	1:34.479	17	1:34.533	18	1:35.361	16	1:36.692	3	1:36.839	12
5	1	RP Motorsport	ITA	Alex Karkosik	POL			Dallara F312	RP Motorsport	1:34.872	13	1:37.117	9	1:37.352	12	1:37.364	8	1:37.604	3
6	77	RP Motorsport	ITA	Guilherme Samaia	BRA			Dallara F312	RP Motorsport	1:35.141	16	1:35.389	14	1:35.560	15	1:37.345	3	1:37.371	13
7	7	Drivex School	ESP	Jannes Fittje	DEU			Dallara F312	Drivex School	1:35.301	12	1:35.651	7	1:36.827	8	1:36.928	2	1:37.549	6
8	19	Fortec Motorsport	GBR	Petru Florescu	ROU			Dallara F312	Fortec Motorsport	1:35.385	6	1:35.438	7	1:37.942	10	1:38.410	5	1:51.054	2
9	51	RP Motorsport	ITA	Aldo Festante	ITA	R	2	Dallara F312	RP Motorsport	1:35.387	13	1:35.714	12	1:36.381	8	1:36.610	2	1:37.108	7
10	32	RACE	ESP	Moritz Müller-Creppon	CHE	R	3	Dallara F312	Teo Martin Motorsport	1:35.606	14	1:35.856	15	1:37.268	10	1:37.274	9	1:38.020	8
11	8	Drivex School	ESP	Lukas Dunner	AUT	R	4	Dallara F312	Drivex School	1:35.625	15	1:35.676	14	1:38.693	10	1:40.477	9	1:40.983	16
12	3	RP Motorsport	ITA	Michael Benyahia	MAR			Dallara F312	RP Motorsport	1:35.722	17	1:36.305	16	1:37.182	2	1:38.220	12	1:38.418	3
13	18	Campos Racing	ESP	Marcos Siebert	ARG			Dallara F312	Campos Racing	1:35.821	11	1:36.311	10	1:37.492	9	1:39.155	2	1:42.081	6
14	21	Fortec Motorsport	GBR	Calan Williams	AUS			Dallara F312	Fortec Motorsport	1:37.061	3	1:37.702	10	1:37.853	2	1:44.803	7	1:48.116	6
15	12	Drivex School	ESP	Christian Hahn	BRA			Dallara F312	Drivex School	1:38.060	2	1:38.153	9	1:38.611	8	1:39.291	7	1:40.579	6
16	15	Campos Racing	ESP	Yves Baltas	USA	R	5	Dallara F312	Campos Racing	1:38.344	12	1:38.545	11	1:40.799	8	1:42.455	7	1:44.733	6



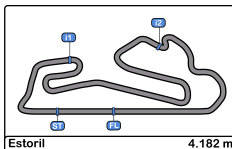


Circuito de Estoril
Euroformula Open
Private test - 3
Best 5 Top Speeds



Cls	Nº	Entrant	Nat	Driver	Nat	Cat	Cls	Chassis	Team	Top 1		Top 2		Top 3		Top 4		Top 5		Avg
										Km/h	Lap	Km/h	Lap	Km/h	Lap	Km/h	Lap	Km/h	Lap	
1	77	RP Motorsport	ITA	Guilherme Samaia	BRA			Dallara F312	RP Motorsport	226.8	14	225.9	16	225.0	10	224.0	11	223.1	4	225.0
2	3	RP Motorsport	ITA	Michael Benyahia	MAR			Dallara F312	RP Motorsport	224.0	3	222.6	13	222.6	17	222.2	12	221.7	11	222.6
3	28	Carlin Motorsport	GBR	Cameron Das	USA			Dallara F312	Carlin Motorsport	224.0	16	221.7	10	220.4	3	220.4	6	219.9	7	221.3
4	18	Campos Racing	ESP	Marcos Siebert	ARG			Dallara F312	Campos Racing	223.6	12	221.7	3	220.4	11	219.9	6	219.9	10	221.1
5	34	Carlin Motorsport	GBR	Matheus Iorio	BRA			Dallara F312	Carlin Motorsport	223.6	17	223.1	19	222.6	11	221.7	9	220.8	10	222.4
6	51	RP Motorsport	ITA	Aldo Festante	ITA	R	1	Dallara F312	RP Motorsport	223.6	3	223.1	14	221.3	12	221.3	13	219.9	2	221.8
7	10	RACE	ESP	Bent Viscaal	NLD	R	2	Dallara F312	Teo Martin Motorsport	223.1	6	223.1	14	222.2	13	221.3	15	220.8	5	222.1
8	1	RP Motorsport	ITA	Alex Karkosik	POL			Dallara F312	RP Motorsport	222.2	14	221.3	3	218.6	10	218.1	2	218.1	9	219.7
9	4	RP Motorsport	ITA	Felipe Drugovich	BRA			Dallara F312	RP Motorsport	222.2	3	221.7	4	221.7	10	220.4	11	218.6	2	220.9
10	8	Drivex School	ESP	Lukas Dunner	AUT	R	3	Dallara F312	Drivex School	220.4	16	219.5	10	219.5	11	218.6	8	218.6	9	219.3
11	12	Drivex School	ESP	Christian Hahn	BRA			Dallara F312	Drivex School	220.4	10	219.9	3	219.5	6	219.0	8	219.0	9	219.6
12	7	Drivex School	ESP	Jannes Fittje	DEU			Dallara F312	Drivex School	219.5	3	218.1	4	215.5	9	215.1	12	214.7	7	216.6
13	21	Fortec Motorsport	GBR	Calan Williams	AUS			Dallara F312	Fortec Motorsport	219.0	8	218.6	3	218.6	4	217.3	7	217.3	11	218.1
14	32	RACE	ESP	Moritz Müller-Creppon	CHE	R	4	Dallara F312	Teo Martin Motorsport	219.0	3	218.6	10	218.6	14	218.1	9	218.1	11	218.5
15	15	Campos Racing	ESP	Yves Baltas	USA	R	5	Dallara F312	Campos Racing	218.6	2	218.1	5	218.1	6	217.7	13	216.8	7	217.9
16	19	Fortec Motorsport	GBR	Petru Florescu	ROU			Dallara F312	Fortec Motorsport	217.3	3	216.8	6	216.8	8	216.8	11	216.4	7	216.8



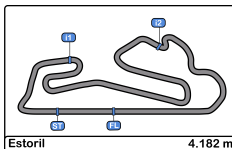


Circuito de Estoril
Euroformula Open
Private test - 3
Fastest Laps Sequence



Lap	Time of Day	Session Time	Nº	Entrant	Nat	Driver	Nat	Cat	Chassis	Team	Time	Km/h
2	16:03:48.638	3:48.638	34	Carlin Motorsport	GBR	Matheus Iorio	BRA		Dallara F312	Carlin Motorsport	1:41.398	148.4
2	16:03:50.200	3:50.200	7	Drivex School	ESP	Jannes Fittje	DEU		Dallara F312	Drivex School	1:36.928	155.3
2	16:04:21.877	4:21.877	51	RP Motorsport	ITA	Aldo Festante	ITA	R	Dallara F312	RP Motorsport	1:36.610	155.8
3	16:05:29.576	5:29.576	4	RP Motorsport	ITA	Felipe Drugovich	BRA		Dallara F312	RP Motorsport	1:36.301	156.3
10	16:30:59.733	30:59.733	28	Carlin Motorsport	GBR	Cameron Das	USA		Dallara F312	Carlin Motorsport	1:35.927	156.9
6	16:31:44.156	31:44.156	19	Fortec Motorsport	GBR	Petru Florescu	ROU		Dallara F312	Fortec Motorsport	1:35.385	157.8
12	16:40:33.237	40:33.237	10	RACE	ESP	Bent Viscaal	NLD	R	Dallara F312	Teo Martin	1:35.113	158.2
13	16:42:07.559	42:07.559	10	RACE	ESP	Bent Viscaal	NLD	R	Dallara F312	Teo Martin	1:34.322	159.6
10	16:43:25.397	43:25.397	4	RP Motorsport	ITA	Felipe Drugovich	BRA		Dallara F312	RP Motorsport	1:33.602	160.8



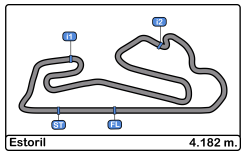


Circuito de Estoril
Euroformula Open
Private test - 3
Event Best Maximum Speed

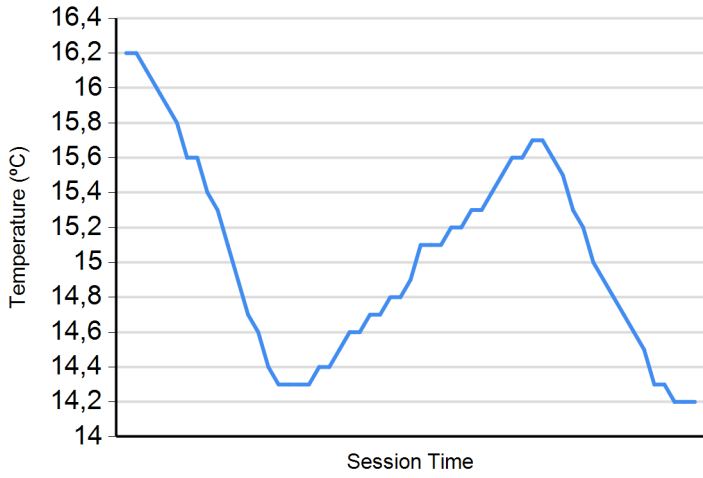


Nº	Entrant	Nat	Driver	Nat	Cat	Clas	Chassis	Team	Km/h	Session
3	RP Motorsport	ITA	Michael Benyahia	MAR			Dallara F312	RP Motorsport	228.3	Private test - 2
8	Drivex School	ESP	Lukas Dunner	AUT	R	1	Dallara F312	Drivex School	227.3	Private test - 2
77	RP Motorsport	ITA	Guilherme Samaia	BRA			Dallara F312	RP Motorsport	226.8	Private test - 3
18	Campos Racing	ESP	Marcos Siebert	ARG			Dallara F312	Campos Racing	225.9	Private test - 1
28	Carlin Motorsport	GBR	Cameron Das	USA			Dallara F312	Carlin Motorsport	224.5	Private test - 2
1	RP Motorsport	ITA	Alex Karkosik	POL			Dallara F312	RP Motorsport	224.0	Private test - 2
34	Carlin Motorsport	GBR	Matheus Iorio	BRA			Dallara F312	Carlin Motorsport	224.0	Private test - 2
51	RP Motorsport	ITA	Aldo Festante	ITA	R	2	Dallara F312	RP Motorsport	223.6	Private test - 2
4	RP Motorsport	ITA	Felipe Drugovich	BRA			Dallara F312	RP Motorsport	223.1	Private test - 2
10	RACE	ESP	Bent Viscaal	NLD	R	3	Dallara F312	Teo Martin	223.1	Private test - 3
12	Drivex School	ESP	Christian Hahn	BRA			Dallara F312	Drivex School	221.3	Private test - 1
15	Campos Racing	ESP	Yves Baltas	USA	R	4	Dallara F312	Campos Racing	221.3	Private test - 1
21	Fortec Motorsport	GBR	Calan Williams	AUS			Dallara F312	Fortec Motorsport	221.3	Private test - 2
19	Fortec Motorsport	GBR	Petru Florescu	ROU			Dallara F312	Fortec Motorsport	220.8	Private test - 1
32	RACE	ESP	Moritz Müller-Creppon	CHE	R	5	Dallara F312	Teo Martin	220.4	Private test - 2
7	Drivex School	ESP	Jannes Fittje	DEU			Dallara F312	Drivex School	220.4	Private test - 2

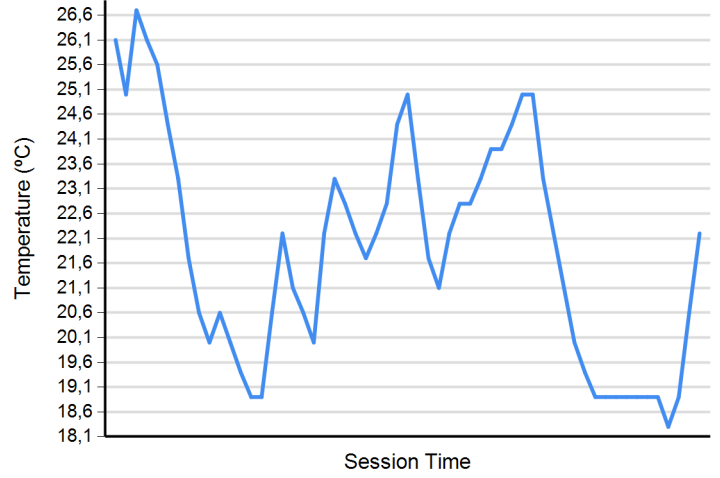




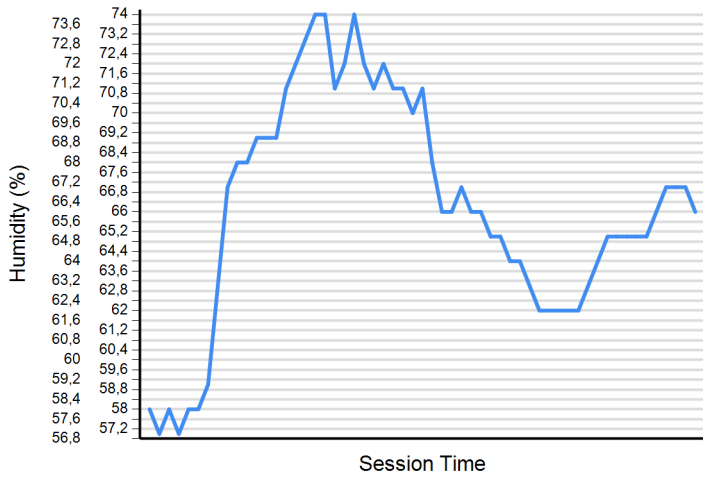
Air Temperature



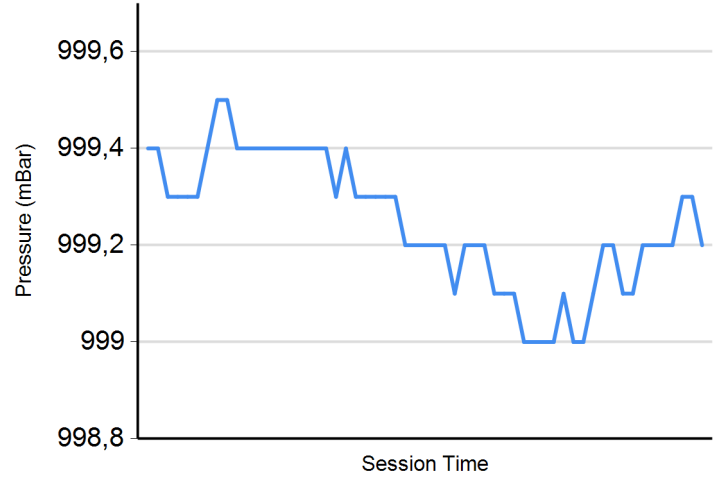
Track Temperature



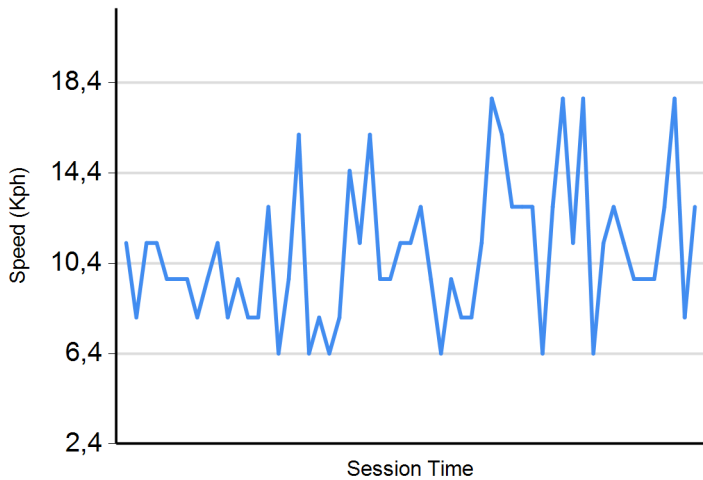
Humidity



Pressure

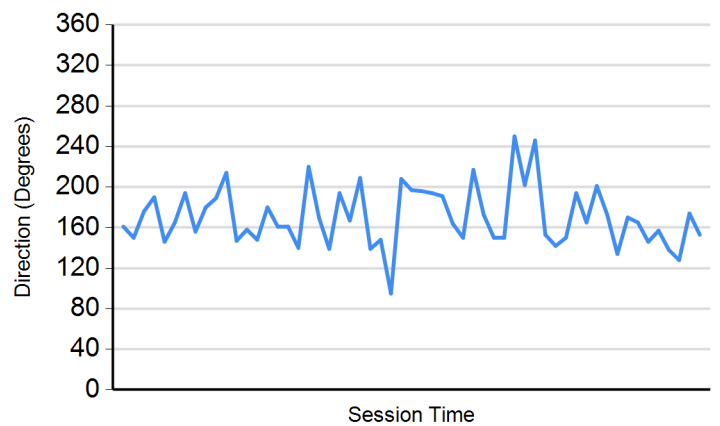


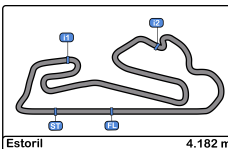
Wind Speed



Wind direction

North = 0°/360° Est = 90° South = 180° West = 270°





Circuito de Estoril
Euroformula Open
Private Tests
Results



Cls	Nº	Entrant	Nat	Driver	Nat	Cat	Cls	Chassis	Team	Laps	Private test - 1	Private test - 2	Private test - 3	Best	Gap	Interval	Km/h			
1	4	RP Motorsport	ITA	Felipe Drugovich	BRA			Dallara F312	RP Motorsport	57	1:46.029	26	1:35.267	10	1:33.602	10	1:33.602	160.8		
2	28	Carlin Motorsport	GBR	Cameron Das	USA			Dallara F312	Carlin Motorsp	74	1:45.644	24	1:35.047	14	1:33.898	15	1:33.898	0.296	0.296	160.3
3	10	RACE	ESP	Bent Viscaal	NLD	R	1	Dallara F312	Teo Martin Mo	72	1:46.901	17	1:34.708	10	1:34.259	14	1:34.259	0.657	0.361	159.7
4	34	Carlin Motorsport	GBR	Matheus Iorio	BRA			Dallara F312	Carlin Motorsp	72	1:44.773	22	1:35.106	14	1:34.479	17	1:34.479	0.877	0.220	159.3
5	1	RP Motorsport	ITA	Alex Karkosik	POL			Dallara F312	RP Motorsport	61	1:46.426	29	1:36.765	6	1:34.872	13	1:34.872	1.270	0.393	158.6
6	7	Drivex School	ESP	Jannes Fittje	DEU			Dallara F312	Drivex School	64	1:45.997	24	1:35.135	15	1:35.301	12	1:35.135	1.533	0.263	158.2
7	77	RP Motorsport	ITA	Guilherme Samaia	BRA			Dallara F312	RP Motorsport	61	1:47.162	28	1:36.786	11	1:35.141	16	1:35.141	1.539	0.006	158.2
8	19	Fortec Motorsport	GBR	Petru Florescu	ROU			Dallara F312	Fortec Motors	63	1:46.620	24	1:35.154	11	1:35.385	6	1:35.154	1.552	0.013	158.2
9	51	RP Motorsport	ITA	Aldo Festante	ITA	R	2	Dallara F312	RP Motorsport	57	1:47.936	29	1:36.820	8	1:35.387	13	1:35.387	1.785	0.233	157.8
10	32	RACE	ESP	Moritz Müller-Creppon	CHE	R	3	Dallara F312	Teo Martin Mo	64	1:47.866	28	1:36.983	11	1:35.606	14	1:35.606	2.004	0.219	157.4
11	8	Drivex School	ESP	Lukas Dunner	AUT	R	4	Dallara F312	Drivex School	74	1:46.781	38	1:35.845	15	1:35.625	15	1:35.625	2.023	0.019	157.4
12	18	Campos Racing	ESP	Marcos Siebert	ARG			Dallara F312	Campos Racin	59	1:46.933	22	1:35.703	8	1:35.821	11	1:35.703	2.101	0.078	157.3
13	3	RP Motorsport	ITA	Michael Benyahia	MAR			Dallara F312	RP Motorsport	65	1:46.449	33	1:37.010	11	1:35.722	17	1:35.722	2.120	0.019	157.2
14	21	Fortec Motorsport	GBR	Calan Williams	AUS			Dallara F312	Fortec Motors	41	1:50.395	16	1:35.874	12	1:37.061	3	1:35.874	2.272	0.152	157.0
15	12	Drivex School	ESP	Christian Hahn	BRA			Dallara F312	Drivex School	62	1:46.387	11	1:37.070	9	1:38.060	2	1:37.070	3.468	1.196	155.0
16	15	Campos Racing	ESP	Yves Baltas	USA	R	5	Dallara F312	Campos Racin	60	1:50.761	22	1:38.625	6	1:38.344	12	1:38.344	4.742	1.274	153.0

Published at:.....

Stewards:	Race Director:	Timekeeper:

