

Hungaroring
Euroformula Open
Qualifying - 2
Provisional Results



Clas	Nº	Entrant	Nat	Driver	Nat	Cat	Clas	Chassis	Team	Laps	Best	Time	Gap	Interval	Km/h
1	10	RACE	ESP	Bent Viscaal	NLD	R	1	Dallara F312	Teo Martin Motorsport	13	12	1:35.541			165.0
2	4	RP Motorsport	ITA	Felipe Drugovich	BRA			Dallara F312	RP Motorsport	15	11	1:35.664	0.123	0.123	164.8
3	28	Carlin Motorsport	GBR	Cameron Das	USA			Dallara F312	Carlin Motorsport	15	14	1:36.147	0.606	0.483	164.0
4	8	Drivex School	ESP	Lukas Dunner	AUT	R	2	Dallara F312	Drivex School	14	13	1:36.267	0.726	0.120	163.8
5	34	Carlin Motorsport	GBR	Matheus Iorio	BRA			Dallara F312	Carlin Motorsport	15	14	1:36.424	0.883	0.157	163.5
6	18	Campos Racing	ESP	Marcos Siebert	ARG			Dallara F312	Campos Racing	15	14	1:36.494	0.953	0.070	163.4
7	1	RP Motorsport	ITA	Leonard Hoogenboom	NLD	R	3	Dallara F312	RP Motorsport	16	12	1:36.530	0.989	0.036	163.3
8	12	Drivex School	ESP	Christian Hahn	BRA			Dallara F312	Drivex School	15	14	1:36.774	1.233	0.244	162.9
9	77	RP Motorsport	ITA	Guilherme Samaia	BRA			Dallara F312	RP Motorsport	14	12	1:36.799	1.258	0.025	162.9
10	11	Campos Racing	ESP	Alex Karkosik	POL			Dallara F312	Campos Racing	16	13	1:36.826	1.285	0.027	162.8
11	21	Fortec Motorsport	GBR	Calan Williams	AUS			Dallara F312	Fortec Motorsport	15	13	1:36.917	1.376	0.091	162.7
12	15	Campos Racing	ESP	Yves Baltas	USA	R	4	Dallara F312	Campos Racing	14	12	1:37.311	1.770	0.394	162.0
13	19	Fortec Motorsport	GBR	Aldo Festante	ITA	R	5	Dallara F312	Fortec Motorsport	15	12	1:37.513	1.972	0.202	161.7

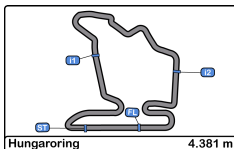
CAR 34 TIME 1:38.026 DISALLOWED TRACK LIMITS AT T 4
 CAR 34 TIME 1:37.608 DISALLOWED TRACK LIMITS AT T 11
 CAR 1 TIME 1:37.574 DISALLOWED TRACK LIMITS AT T 11

Published at:.....

Track Temp: 32.8 °C Air Temp: 23.4 °C Humidity: 57 % Track Status: DRY

Stewards:	Race Director:	Timekeeper:





Hungaroring
Euroformula Open
Qualifying - 2
Provisional Results by Class



Clas	Nº	Entrant	Nat	Driver	Nat	Cat	Clas	Chassis	Team	Laps	Best	Time	Gap	Interval	Km/h
1	4	RP Motorsport	ITA	Felipe Drugovich	BRA			Dallara F312	RP Motorsport	15	11	1:35.664			164.8
2	28	Carlin Motorsport	GBR	Cameron Das	USA			Dallara F312	Carlin Motorsport	15	14	1:36.147	0.483	0.483	164.0
3	34	Carlin Motorsport	GBR	Matheus Iorio	BRA			Dallara F312	Carlin Motorsport	15	14	1:36.424	0.760	0.277	163.5
4	18	Campos Racing	ESP	Marcos Siebert	ARG			Dallara F312	Campos Racing	15	14	1:36.494	0.830	0.070	163.4
5	12	Drivex School	ESP	Christian Hahn	BRA			Dallara F312	Drivex School	15	14	1:36.774	1.110	0.280	162.9
6	77	RP Motorsport	ITA	Guilherme Samaia	BRA			Dallara F312	RP Motorsport	14	12	1:36.799	1.135	0.025	162.9
7	11	Campos Racing	ESP	Alex Karkosik	POL			Dallara F312	Campos Racing	16	13	1:36.826	1.162	0.027	162.8
8	21	Fortec Motorsport	GBR	Calan Williams	AUS			Dallara F312	Fortec Motorsport	15	13	1:36.917	1.253	0.091	162.7
Rookie															
1	10	RACE	ESP	Bent Viscaal	NLD	R	1	Dallara F312	Teo Martin Motorsport	13	12	1:35.541			165.0
2	8	Drivex School	ESP	Lukas Dunner	AUT	R	2	Dallara F312	Drivex School	14	13	1:36.267	0.726	0.726	163.8
3	1	RP Motorsport	ITA	Leonard Hoogenboom	NLD	R	3	Dallara F312	RP Motorsport	16	12	1:36.530	0.989	0.263	163.3
4	15	Campos Racing	ESP	Yves Baltas	USA	R	4	Dallara F312	Campos Racing	14	12	1:37.311	1.770	0.781	162.0
5	19	Fortec Motorsport	GBR	Aldo Festante	ITA	R	5	Dallara F312	Fortec Motorsport	15	12	1:37.513	1.972	0.202	161.7

Published at:.....

Track Temp: **32.8 °C** Air Temp: **23.4 °C** Humidity: **57 %** Track Status: **DRY**

Stewards:	Race Director:	Timekeeper: 
------------------	-----------------------	---





Hungaroring
Euroformula Open
Qualifying - 2
Lap Analysis



1 Leonard Hoogenboom R Dallara F312 **10** Bent Viscaal R Dallara F312
 RP Motorsport Teo Martin Motorsport

Lap	D	Time	Sector 1	Sector 2	Sector 3	T. Spd	Elapsed	Lap	D	Time	Sector 1	Sector 2	Sector 3	T. Spd	Elapsed
1		9:02:02.311	9:00:56.565	37.552	28.194		9:02:02.311	1		9:01:51.775	9:00:45.861	37.645	28.269		9:01:51.775
2		1:46.085 P	37.476	36.397	32.212	212.5	9:03:48.396	2		1:40.113		2:18.962	27.065	210.5	9:03:31.888
3		3:54.895	2:49.546	37.563	27.786		9:07:43.291	3		1:37.659	36.669	34.254	26.736	212.5	9:05:09.547
4		1:39.618	37.204	35.551	26.863	213.4	9:09:22.909	4		1:42.732 P	36.586	34.327	31.819	213.0	9:06:52.279
5		1:37.574	36.469	34.310	26.795	213.8	9:11:00.483	5		4:06.486	3:01.593	36.922	27.971		9:10:58.765
6		1:37.230	36.357	34.236	26.637	215.5	9:12:37.713	6		1:37.919	36.897	34.267	26.755	211.3	9:12:36.684
7		1:36.828	36.091	34.166	26.571	216.4	9:14:14.541	7		1:36.215	36.218	33.574	26.423	213.4	9:14:12.899
8		1:42.036 P	36.424	34.173	31.439	215.1	9:15:56.577	8		1:36.032	36.143	33.570	26.319	214.2	9:15:48.931
9		5:52.421	4:46.252	37.987	28.182		9:21:48.998	9		1:42.478 P	36.175	34.420	31.883	213.4	9:17:31.409
10		1:40.754	37.329	36.373	27.052	213.4	9:23:29.752	10		8:00.874	6:55.779	37.067	28.028		9:25:32.283
11		1:36.965	36.384	34.123	26.458	214.2	9:25:06.717	11		1:38.433	37.013	34.573	26.847	208.8	9:27:10.716
12		1:36.530	36.208	33.680	26.642	214.7	9:26:43.247	12		1:35.541	36.003	33.343	26.195	213.8	9:28:46.257
13		1:37.337	36.465	34.381	26.491	216.0	9:28:20.584	13		1:48.654 P	36.040	36.155	36.459	214.2	9:30:34.911
14		1:36.827	36.174	33.892	26.761	215.5	9:29:57.411	11 Alex Karkosik Dallara F312							
15		1:41.091	36.293	35.710	29.088	216.0	9:31:38.502	Campos Racing							
16		1:51.553 P	36.846	38.212	36.495	214.2	9:33:30.055								

4 Felipe Drugovich Dallara F312
 RP Motorsport

Lap	D	Time	Sector 1	Sector 2	Sector 3	T. Spd	Elapsed	Lap	D	Time	Sector 1	Sector 2	Sector 3	T. Spd	Elapsed
1		9:02:17.811	9:01:11.668	38.186	27.957		9:02:17.811	1		9:03:54.035		9:03:18.228	35.807		9:03:54.035
2		1:43.561 P	37.218	34.991	31.352	211.3	9:04:01.372	2		1:41.954		9:05:08.848	27.141	208.4	9:05:35.989
3		3:31.803	2:27.466	36.746	27.591		9:07:33.175	3		1:38.469		9:06:47.544	26.914	211.7	9:07:14.458
4		1:37.929	36.927	34.323	26.679	211.7	9:09:11.104	4		1:37.579		9:08:25.451	26.586	212.5	9:08:52.037
5		1:36.372	36.204	33.621	26.547	213.8	9:10:47.476	5		1:37.474		9:10:02.836	26.675	214.7	9:10:29.511
6		1:36.297	36.304	33.492	26.501	213.0	9:12:23.773	6		1:37.461		9:11:40.219	26.753	214.2	9:12:06.972
7		1:36.086	36.068	33.551	26.467	214.2	9:13:59.859	7		1:37.894		9:13:18.122	26.744	214.2	9:13:44.866
8		1:41.130 P	36.124	34.353	30.653	213.8	9:15:40.989	8		1:43.672 P	36.301	34.650	32.721	213.4	9:15:28.538
9		5:58.363	4:53.870	36.805	27.688		9:21:39.352	9		6:06.160	4:58.456	38.789	28.915		9:21:34.698
10		1:42.918	41.352	34.848	26.718	203.0	9:23:22.270	10		1:38.648	37.050	34.889	26.709	210.5	9:23:13.346
11		1:35.664	35.997	33.305	26.362	213.4	9:24:57.934	11		1:37.059	36.422	34.089	26.548	212.5	9:24:50.405
12		1:38.453	35.996	35.525	26.932	214.2	9:26:36.387	12		1:37.090	36.351	34.062	26.677	214.2	9:26:27.495
13		1:35.788	35.881	33.359	26.548	215.1	9:28:12.175	13		1:36.826		2:10.965	26.600	214.2	9:28:04.321
14		1:47.627	39.205	37.197	31.225	214.2	9:29:59.802	14		1:37.154	36.334	34.275	26.545	213.8	9:29:41.475
15		1:47.430 P	35.943	33.626	37.861	216.4	9:31:47.232	15		1:37.108		2:11.211	26.717	213.8	9:31:18.583
16								16		1:52.575 P		3:54.901	35.602	210.1	9:33:11.158

8 Lukas Dunner R Dallara F312
 Drivex School

Lap	D	Time	Sector 1	Sector 2	Sector 3	T. Spd	Elapsed	Lap	D	Time	Sector 1	Sector 2	Sector 3	T. Spd	Elapsed
1		9:02:30.081	9:01:24.297	37.581	28.203		9:02:30.081	1		9:01:53.215	9:00:47.675	37.165	28.375		9:01:53.215
2		1:40.594	38.365	35.413	26.816	204.9	9:04:10.675	2		1:42.960	37.728	36.723	28.509	210.9	9:03:36.175
3		1:37.511	36.699	34.106	26.706	211.7	9:05:48.186	3		1:38.415	36.838	34.487	27.090	211.7	9:05:14.590
4		1:37.039	36.528	33.931	26.580	212.1	9:07:25.225	4		1:37.858	36.606	34.366	26.886	213.0	9:06:52.448
5		1:37.082	36.464	34.019	26.599	213.4	9:09:02.307	5		1:37.797	36.504	34.425	26.868	213.8	9:08:30.245
6		2:02.249	46.269	41.661	34.319	213.4	9:11:04.556	6		1:46.860	36.654	41.932	28.274	211.7	9:10:17.105
7		1:36.885	36.472	33.862	26.551	212.5	9:12:41.441	7		1:38.755	36.566	34.390	27.799	213.4	9:11:55.860
8		1:41.991 P	36.493	34.278	31.220	213.4	9:14:23.432	8		1:44.835 P	37.548	34.931	32.356	207.2	9:13:40.695
9		7:34.103	6:28.169	38.188	27.746		9:21:57.535	9		7:06.199	6:02.410	36.250	27.539		9:20:46.894
10		1:37.747	36.678	34.147	26.922	211.3	9:23:35.282	10		1:37.657	36.825	34.103	26.729	209.3	9:22:24.551
11		1:49.031	45.148	37.160	26.723	198.8	9:25:24.313	11		1:36.948	36.372	33.937	26.639	211.3	9:24:01.499
12		1:36.387	36.409	33.565	26.413	212.5	9:27:00.700	12		1:36.907	36.409	33.970	26.528	211.3	9:25:38.406
13		1:36.267	36.198	33.642	26.427	213.4	9:28:36.967	13		1:36.870	36.250	33.827	26.793	213.0	9:27:15.276
14								14		1:36.774	36.367	33.795	26.612	212.1	9:28:52.050
15								15		1:46.003 P	36.363	34.798	34.842	213.0	9:30:38.053
16															





Hungaroring
Euroformula Open
Qualifying - 2
Lap Analysis



15 Yves Baltas R Dallara F312 **21** Calan Williams Dallara F312

Campos Racing							Fortec Motorsport								
Lap	D	Time	Sector 1	Sector 2	Sector 3	T. Spd	Elapsed	Lap	D	Time	Sector 1	Sector 2	Sector 3	T. Spd	Elapsed
1		9:02:53.350	9:01:49.229	36.466	27.655		9:02:53.350	1		9:01:55.865	9:00:49.781	37.359	28.725		9:01:55.865
2		1:39.518	37.135	35.046	27.337	210.9	9:04:32.868	2		1:44.038	37.031	35.236	31.771	211.3	9:03:39.903
3		1:39.054	36.746	35.180	27.128	212.1	9:06:11.922	3		1:38.081	36.652	34.505	26.924	212.5	9:05:17.984
4		1:38.782	36.808	34.753	27.221	212.5	9:07:50.704	4		1:37.639	36.460	34.357	26.822	213.4	9:06:55.623
5		1:38.390	36.706	34.617	27.067	213.4	9:09:29.094	5		1:37.389	36.346	34.240	26.803	214.2	9:08:33.012
6		1:40.276	36.568	34.730	28.978	213.8	9:11:09.370	6		1:37.635	36.260	34.381	26.994	214.2	9:10:10.647
7		1:43.479 P	36.679	35.310	31.490	213.0	9:12:52.849	7		1:42.098 P	36.438	34.636	31.024	213.0	9:11:52.745
8		8:52.638	7:45.834	38.260	28.544		9:21:45.487	8		9:43.258	8:34.707	38.746	29.805		9:21:36.003
9		1:48.291	37.757	42.545	27.989	213.0	9:23:33.778	9		1:39.935	36.970	35.125	27.840	212.5	9:23:15.938
10		1:37.768	36.616	34.371	26.781	213.0	9:25:11.546	10		1:37.029	36.385	33.971	26.673	213.4	9:24:52.967
11		1:37.924	36.499	34.382	27.043	214.7	9:26:49.470	11		1:37.002	36.271	34.013	26.718	214.2	9:26:29.969
12		1:37.311	36.489	34.074	26.748	213.4	9:28:26.781	12		1:37.010	36.298	33.988	26.724	214.2	9:28:06.979
13		1:37.691	36.368	34.174	27.149	214.2	9:30:04.472	13		1:36.917	36.328	33.950	26.639	214.7	9:29:43.896
14		1:45.571 P	36.496	35.238	33.837	214.2	9:31:50.043	14		1:37.240	36.315	34.114	26.811	214.7	9:31:21.136

18 Marcos Siebert Dallara F312 **15** Cameron Das Dallara F312

Campos Racing							Carlin Motorsport								
Lap	D	Time	Sector 1	Sector 2	Sector 3	T. Spd	Elapsed	Lap	D	Time	Sector 1	Sector 2	Sector 3	T. Spd	Elapsed
1		9:02:42.193	9:02:14.198	27.995			9:02:42.193	1		9:03:02.026	9:01:54.947	36.610	30.469		9:03:02.026
2		1:40.521	9:03:55.453	27.261	194.2	9:04:22.714		2		1:38.619	37.156	34.425	27.038	210.1	9:04:40.645
3		1:37.237	9:05:33.257	26.694	213.4	9:05:59.951		3		1:37.308	36.607	34.024	26.677	211.7	9:06:17.953
4		1:37.695	9:07:10.801	26.845	213.8	9:07:37.646		4		1:37.012	36.341	33.880	26.791	213.4	9:07:54.965
5		1:37.194	9:08:48.025	26.815	215.5	9:09:14.840		5		1:38.828	36.379	34.018	28.431	213.4	9:09:33.793
6		1:37.532	9:10:25.164	27.208	216.4	9:10:52.372		6		1:40.611	37.226	35.420	27.965	212.1	9:11:14.404
7		1:44.257 P	9:12:03.521	33.108	216.0	9:12:36.629		7		1:38.084	36.241	34.470	27.373	212.5	9:12:52.488
8		8:54.217	7:50.119	36.261	27.837		9:21:30.846	8		1:43.937 P	37.336	35.260	31.341	211.7	9:14:36.425
9		1:38.165	37.018	34.396	26.751	211.3	9:23:09.011	9		6:25.691	5:20.574	37.069	28.048		9:21:02.116
10		1:36.559	2:11.102	26.604	213.8	9:24:45.570		10		1:41.053	39.187	35.206	26.660	191.4	9:22:43.169
11		1:36.546	3:47.563	26.689	214.7	9:26:22.116		11		1:36.251	36.361	33.374	26.516	211.3	9:24:19.420
12		1:36.571	5:24.211	26.612	215.1	9:27:58.687		12		1:38.224	36.200	33.940	28.084	212.1	9:25:57.644
13		1:50.744	7:14.090	27.477	214.7	9:29:49.431		13		1:36.240	36.215	33.554	26.471	212.1	9:27:33.884
14		1:36.494	8:51.401	26.660	216.4	9:31:25.925		14		1:36.147	36.236	33.486	26.425	213.4	9:29:10.031
15		2:02.493 P	10:44.569	35.985	214.2	9:33:28.418		15		1:43.201 P	37.007	34.289	31.905	213.0	9:30:53.232

19 Aldo Festante R Dallara F312 **34** Matheus Iorio Dallara F312

Fortec Motorsport							Carlin Motorsport								
Lap	D	Time	Sector 1	Sector 2	Sector 3	T. Spd	Elapsed	Lap	D	Time	Sector 1	Sector 2	Sector 3	T. Spd	Elapsed
1		9:02:05.397	9:00:58.926	38.348	28.123		9:02:05.397	1		9:01:54.261	9:00:48.754	37.369	28.138		9:01:54.261
2		1:40.860	37.799	35.816	27.245	209.3	9:03:46.257	2		1:39.959	37.282	35.542	27.135	211.7	9:03:34.220
3		1:40.487	37.095	36.337	27.055	211.3	9:05:26.744	3		1:38.026	36.783	34.352	26.891	212.1	9:05:12.246
4		1:38.822	36.806	34.970	27.046	212.1	9:07:05.566	4		1:39.127	36.552	35.495	27.080	212.5	9:06:51.373
5		1:38.334	36.750	34.608	26.976	211.3	9:08:43.900	5		1:45.271	36.619	41.335	27.317	212.1	9:08:36.644
6		1:39.236	36.689	35.136	27.411	211.7	9:10:23.136	6		1:37.608	36.454	34.340	26.814	213.0	9:10:14.252
7		1:38.556	36.614	34.864	27.078	213.0	9:12:01.692	7		1:37.362	36.366	34.250	26.746	213.0	9:11:51.614
8		1:48.036 P	36.992	37.385	33.659	213.0	9:13:49.728	8		1:43.074 P	36.623	35.734	30.717	212.1	9:13:34.688
9		7:19.823	6:15.594	36.744	27.485		9:21:09.551	9		7:32.786	6:28.835	36.875	27.076		9:21:07.474
10		1:38.684	37.021	34.714	26.949	210.5	9:22:48.235	10		1:39.801	37.006	34.489	28.306	210.9	9:22:47.275
11		1:37.718	36.466	34.421	26.831	213.4	9:24:25.953	11		1:37.013	36.426	34.024	26.563	210.9	9:24:24.288
12		1:37.513	36.440	34.307	26.766	213.0	9:26:03.466	12		1:37.078	36.429	34.073	26.576	212.5	9:26:01.366
13		1:37.686	36.429	34.398	26.859	213.4	9:27:41.152	13		1:36.540	36.364	33.749	26.427	213.4	9:27:37.906
14		1:37.549	36.418	34.339	26.792	213.0	9:29:18.701	14		1:36.424	36.251	33.768	26.405	213.8	9:29:14.330
15		1:49.914 P	37.927	36.939	35.048	212.5	9:31:08.615	15		1:42.708 P	36.226	33.906	32.576	213.4	9:30:57.038





Hungaroring
Euroformula Open
Qualifying - 2
Lap Analysis



77

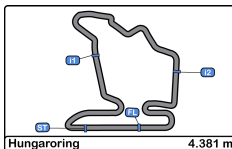
Guilherme Samaia

Dallara F312

RP Motorsport

Lap	D	Time	Sector 1	Sector 2	Sector 3	T. Spd	Elapsed
1		9:01:58.882	9:00:53.895	37.154	27.833		9:01:58.882
2		1:45.653 P	37.105	35.244	33.304	210.9	9:03:44.535
3		3:32.809	2:24.334	36.670	31.805		9:07:17.344
4		1:38.234	36.839	34.513	26.882	212.5	9:08:55.578
5		1:40.069	36.540	35.126	28.403	213.4	9:10:35.647
6		1:37.828	36.608	34.463	26.757	213.4	9:12:13.475
7		1:43.233 P	36.481	34.792	31.960	213.8	9:13:56.708
8		7:44.747	6:40.335	36.869	27.543		9:21:41.455
9		1:42.893	40.881	35.024	26.988	213.4	9:23:24.348
10		1:37.057	36.299	33.942	26.816	214.2	9:25:01.405
11		1:37.131	36.288	34.077	26.766	215.1	9:26:38.536
12		1:36.799	36.237	33.873	26.689	216.0	9:28:15.335
13		1:39.321	36.304	34.252	28.765	215.1	9:29:54.656
14		1:47.592 P	36.356	34.301	36.935	214.2	9:31:42.248



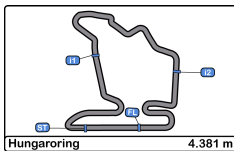


Hungaroring
Euroformula Open
Qualifying - 2
Best Sectors Results



Sector - 1				Sector - 2				Sector - 3				Ideal Lap vs Best Lap					
Clas	Nº	Driver	Time	Nº	Driver	Time	Nº	Driver	Time	Clas	Nº	Driver	Ideal Lap	Best Lap	Clas		
1	4	Felipe Drugovich	35.881	4	Felipe Drugovich	33.305	10	Bent Viscaal	26.195	1	10	Bent Viscaal	1:35.541	1:35.541	1		
2	10	Bent Viscaal	36.003	10	Bent Viscaal	33.343	4	Felipe Drugovich	26.362	2	4	Felipe Drugovich	1:35.548	1:35.664	2		
3	1	Leonard Hoogenboom	36.091	28	Cameron Das	33.374	34	Matheus Iorio	26.405	3	28	Cameron Das	1:35.999	1:36.147	3		
4	8	Lukas Dunner	36.198	8	Lukas Dunner	33.565	8	Lukas Dunner	26.413	4	8	Lukas Dunner	1:36.176	1:36.267	4		
5	28	Cameron Das	36.200	1	Leonard Hoogenboom	33.680	28	Cameron Das	26.425	5	1	Leonard Hoogenboom	1:36.229	1:36.530	7		
6	34	Matheus Iorio	36.226	34	Matheus Iorio	33.749	1	Leonard Hoogenboom	26.458	6	34	Matheus Iorio	1:36.380	1:36.424	5		
7	77	Guilherme Samaia	36.237	12	Christian Hahn	33.795	12	Christian Hahn	26.528	7	12	Christian Hahn	1:36.573	1:36.774	8		
8	12	Christian Hahn	36.250	77	Guilherme Samaia	33.873	11	Alex Karkosik	26.545	8	77	Guilherme Samaia	1:36.799	1:36.799	9		
9	21	Calan Williams	36.260	21	Calan Williams	33.950	18	Marcos Siebert	26.604	9	21	Calan Williams	1:36.849	1:36.917	11		
10	11	Alex Karkosik	36.301	11	Alex Karkosik	34.062	21	Calan Williams	26.639	10	11	Alex Karkosik	1:36.908	1:36.826	10		
11	15	Yves Baltas	36.368	15	Yves Baltas	34.074	77	Guilherme Samaia	26.689	11	15	Yves Baltas	1:37.190	1:37.311	12		
12	19	Aldo Festante	36.418	19	Aldo Festante	34.307	15	Yves Baltas	26.748	12	19	Aldo Festante	1:37.491	1:37.513	13		
13	18	Marcos Siebert	37.018	18	Marcos Siebert	34.396	19	Aldo Festante	26.766	13	18	Marcos Siebert	1:38.018	1:36.494	6		



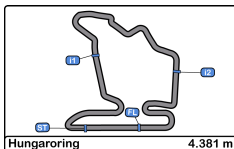


Hungaroring
Euroformula Open
Qualifying - 2
Best 5 Lap Times



Cls	Nº	Entrant	Nat	Driver	Nat	Cat	Cls	Chassis	Team	Best 1		Best 2		Best 3		Best 4		Best 5	
										Time	Lap	Time	Lap	Time	Lap	Time	Lap	Time	Lap
1	10	RACE	ESP	Bent Viscaal	NLD	R	1	Dallara F312	Teo Martin Motorsport	1:35.541	12	1:36.032	8	1:36.215	7	1:37.659	3	1:37.919	6
2	4	RP Motorsport	ITA	Felipe Drugovich	BRA			Dallara F312	RP Motorsport	1:35.664	11	1:35.788	13	1:36.086	7	1:36.297	6	1:36.372	5
3	28	Carlin Motorsport	GBR	Cameron Das	USA			Dallara F312	Carlin Motorsport	1:36.147	14	1:36.240	13	1:36.251	11	1:37.012	4	1:37.308	3
4	8	Drivex School	ESP	Lukas Dunner	AUT	R	2	Dallara F312	Drivex School	1:36.267	13	1:36.387	12	1:36.885	7	1:37.039	4	1:37.082	5
5	34	Carlin Motorsport	GBR	Matheus Iorio	BRA			Dallara F312	Carlin Motorsport	1:36.424	14	1:36.540	13	1:37.013	11	1:37.078	12	1:37.362	7
6	18	Campos Racing	ESP	Marcos Siebert	ARG			Dallara F312	Campos Racing	1:36.494	14	1:36.546	11	1:36.559	10	1:36.571	12	1:37.194	5
7	1	RP Motorsport	ITA	Leonard Hoogenboom	NLD	R	3	Dallara F312	RP Motorsport	1:36.530	12	1:36.827	14	1:36.828	7	1:36.965	11	1:37.230	6
8	12	Drivex School	ESP	Christian Hahn	BRA			Dallara F312	Drivex School	1:36.774	14	1:36.870	13	1:36.907	12	1:36.948	11	1:37.657	10
9	77	RP Motorsport	ITA	Guilherme Samaia	BRA			Dallara F312	RP Motorsport	1:36.799	12	1:37.057	10	1:37.131	11	1:37.828	6	1:38.234	4
10	11	Campos Racing	ESP	Alex Karkosik	POL			Dallara F312	Campos Racing	1:36.826	13	1:37.059	11	1:37.090	12	1:37.108	15	1:37.154	14
11	21	Fortec Motorsport	GBR	Calan Williams	AUS			Dallara F312	Fortec Motorsport	1:36.917	13	1:37.002	11	1:37.010	12	1:37.029	10	1:37.240	14
12	15	Campos Racing	ESP	Yves Baltas	USA	R	4	Dallara F312	Campos Racing	1:37.311	12	1:37.691	13	1:37.768	10	1:37.924	11	1:38.390	5
13	19	Fortec Motorsport	GBR	Aldo Festante	ITA	R	5	Dallara F312	Fortec Motorsport	1:37.513	12	1:37.549	14	1:37.686	13	1:37.718	11	1:38.334	5



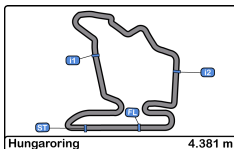


Hungaroring
Euroformula Open
Qualifying - 2
Best 5 Top Speeds



Cls	Nº	Entrant	Nat	Driver	Nat	Cat	Cls	Chassis	Team	Top 1		Top 2		Top 3		Top 4		Top 5		Avg
										Km/h	Lap	Km/h	Lap	Km/h	Lap	Km/h	Lap	Km/h	Lap	
1	1	RP Motorsport	ITA	Leonard Hoogenboom	NLD	R	1	Dallara F312	RP Motorsport	216.4	7	216.0	13	216.0	15	215.5	6	215.5	14	215.9
2	4	RP Motorsport	ITA	Felipe Drugovich	BRA			Dallara F312	RP Motorsport	216.4	15	215.1	13	214.2	7	214.2	12	214.2	14	214.8
3	18	Campos Racing	ESP	Marcos Siebert	ARG			Dallara F312	Campos Racing	216.4	6	216.4	14	216.0	7	215.5	5	215.1	12	215.9
4	77	RP Motorsport	ITA	Guilherme Samaia	BRA			Dallara F312	RP Motorsport	216.0	12	215.1	11	215.1	13	214.2	10	214.2	14	214.9
5	11	Campos Racing	ESP	Alex Karkosik	POL			Dallara F312	Campos Racing	214.7	5	214.2	6	214.2	7	214.2	12	214.2	13	214.3
6	15	Campos Racing	ESP	Yves Baltas	USA	R	2	Dallara F312	Campos Racing	214.7	11	214.2	13	214.2	14	213.8	6	213.4	5	214.1
7	21	Fortec Motorsport	GBR	Calan Williams	AUS			Dallara F312	Fortec Motorsport	214.7	13	214.7	14	214.2	5	214.2	6	214.2	11	214.4
8	10	RACE	ESP	Bent Viscaal	NLD	R	3	Dallara F312	Teo Martin Motorsport	214.2	8	214.2	13	213.8	12	213.4	7	213.4	9	213.8
9	12	Drivex School	ESP	Christian Hahn	BRA			Dallara F312	Drivex School	213.8	5	213.4	7	213.0	4	213.0	13	213.0	15	213.2
10	34	Carlin Motorsport	GBR	Matheus Iorio	BRA			Dallara F312	Carlin Motorsport	213.8	14	213.4	13	213.4	15	213.0	6	213.0	7	213.3
11	8	Drivex School	ESP	Lukas Dunner	AUT	R	4	Dallara F312	Drivex School	213.4	5	213.4	6	213.4	8	213.4	13	213.0	14	213.3
12	19	Fortec Motorsport	GBR	Aldo Festante	ITA	R	5	Dallara F312	Fortec Motorsport	213.4	11	213.4	13	213.0	7	213.0	8	213.0	12	213.1
13	28	Carlin Motorsport	GBR	Cameron Das	USA			Dallara F312	Carlin Motorsport	213.4	4	213.4	5	213.4	14	213.0	15	212.5	7	213.1



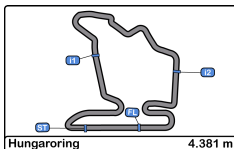


Hungaroring
Euroformula Open
Qualifying - 2
Fastest Laps Sequence



Lap	Time of Day	Session Time	Nº	Entrant	Nat	Driver	Nat	Cat	Chassis	Team	Time	Km/h
2	9:03:31.888	3:31.888	10	RACE	ESP	Bent Viscaal	NLD	R	Dallara F312	Teo Martin Motorsport	1:40.113	157.5
2	9:03:34.220	3:34.220	34	Carlin Motorsport	GBR	Matheus Iorio	BRA		Dallara F312	Carlin Motorsport	1:39.959	157.7
2	9:04:32.868	4:32.868	15	Campos Racing	ESP	Yves Baltas	USA	R	Dallara F312	Campos Racing	1:39.518	158.4
2	9:04:40.645	4:40.645	28	Carlin Motorsport	GBR	Cameron Das	USA		Dallara F312	Carlin Motorsport	1:38.619	159.9
3	9:05:09.547	5:09.547	10	RACE	ESP	Bent Viscaal	NLD	R	Dallara F312	Teo Martin Motorsport	1:37.659	161.4
3	9:05:48.186	5:48.186	8	Drivex School	ESP	Lukas Dunner	AUT	R	Dallara F312	Drivex School	1:37.511	161.7
3	9:05:59.951	5:59.951	18	Campos Racing	ESP	Marcos Siebert	ARG		Dallara F312	Campos Racing	1:37.237	162.1
4	9:07:25.225	7:25.225	8	Drivex School	ESP	Lukas Dunner	AUT	R	Dallara F312	Drivex School	1:37.039	162.5
4	9:07:54.965	7:54.965	28	Carlin Motorsport	GBR	Cameron Das	USA		Dallara F312	Carlin Motorsport	1:37.012	162.5
5	9:10:47.476	10:47.476	4	RP Motorsport	ITA	Felipe Drugovich	BRA		Dallara F312	RP Motorsport	1:36.372	163.6
6	9:12:23.773	12:23.773	4	RP Motorsport	ITA	Felipe Drugovich	BRA		Dallara F312	RP Motorsport	1:36.297	163.7
7	9:13:59.859	13:59.859	4	RP Motorsport	ITA	Felipe Drugovich	BRA		Dallara F312	RP Motorsport	1:36.086	164.1
8	9:15:48.931	15:48.931	10	RACE	ESP	Bent Viscaal	NLD	R	Dallara F312	Teo Martin Motorsport	1:36.032	164.2
11	9:24:57.934	24:57.934	4	RP Motorsport	ITA	Felipe Drugovich	BRA		Dallara F312	RP Motorsport	1:35.664	164.8
12	9:28:46.257	28:46.257	10	RACE	ESP	Bent Viscaal	NLD	R	Dallara F312	Teo Martin Motorsport	1:35.541	165.0





Hungaroring
Euroformula Open
Qualifying - 2
Event Best Maximum Speed



<u>Nº</u>	<u>Entrant</u>	<u>Nat</u>	<u>Driver</u>	<u>Nat</u>	<u>Cat</u>	<u>Clas</u>	<u>Chassis</u>	<u>Team</u>	<u>Km/h</u>	<u>Session</u>
1	RP Motorsport	ITA	Leonard Hoogenboom	NLD	R	1	Dallara F312	RP Motorsport	224.0	Race - 1
21	Fortec Motorsport	GBR	Calan Williams	AUS			Dallara F312	Fortec Motorsport	221.7	Race - 1
8	Drivex School	ESP	Lukas Dunner	AUT	R	2	Dallara F312	Drivex School	219.9	Race - 1
19	Fortec Motorsport	GBR	Aldo Festante	ITA	R	3	Dallara F312	Fortec Motorsport	219.0	Race - 1
12	Drivex School	ESP	Christian Hahn	BRA			Dallara F312	Drivex School	218.6	Race - 1
34	Carlin Motorsport	GBR	Matheus Iorio	BRA			Dallara F312	Carlin Motorsport	218.1	Race - 1
28	Carlin Motorsport	GBR	Cameron Das	USA			Dallara F312	Carlin Motorsport	218.1	Race - 1
18	Campos Racing	ESP	Marcos Siebert	ARG			Dallara F312	Campos Racing	217.7	Race - 1
4	RP Motorsport	ITA	Felipe Drugovich	BRA			Dallara F312	RP Motorsport	216.4	Qualifying - 1
15	Campos Racing	ESP	Yves Baltas	USA	R	4	Dallara F312	Campos Racing	216.4	Race - 1
10	RACE	ESP	Bent Viscaal	NLD	R	5	Dallara F312	Teo Martin Motorsport	216.0	Free Practice - 1
77	RP Motorsport	ITA	Guilherme Samaia	BRA			Dallara F312	RP Motorsport	216.0	Qualifying - 2
11	Campos Racing	ESP	Alex Karkosik	POL			Dallara F312	Campos Racing	215.1	Free Practice - 3





Hungaroring

Euroformula Open

Qualifying - 2

Pit Stop Analysis



1 Leonard Hoogenboom R RP Motorsport
Dallara F312

Nr.	In Day Time	In Time	Out Time	Pit Time	T. Pit Time	Handicap	Penalty
1	9:03:45.420	9:03:45.420	9:05:58.492	2:13.072	2:13.072		
2	9:15:53.541	9:15:53.541	9:20:04.746	4:11.205	6:24.277		

4 Felipe Drugovich RP Motorsport
Dallara F312

Nr.	In Day Time	In Time	Out Time	Pit Time	T. Pit Time	Handicap	Penalty
1	9:03:58.845	9:03:58.845	9:05:49.308	1:50.463	1:50.463		
2	9:15:38.498	9:15:38.498	9:19:55.318	4:16.820	6:07.283		

8 Lukas Dunner R Drivex School
Dallara F312

Nr.	In Day Time	In Time	Out Time	Pit Time	T. Pit Time	Handicap	Penalty
1	9:14:20.948	9:14:20.948	9:20:14.073	5:53.125	5:53.125		

10 Bent Viscaal R Teo Martin Motorsport
Dallara F312

Nr.	In Day Time	In Time	Out Time	Pit Time	T. Pit Time	Handicap	Penalty
1	9:06:49.486	9:06:49.486	9:09:13.697	2:24.211	2:24.211		
2	9:17:28.885	9:17:28.885	9:23:50.248	6:21.363	8:45.574		

11 Alex Karkosik Campos Racing
Dallara F312

Nr.	In Day Time	In Time	Out Time	Pit Time	T. Pit Time	Handicap	Penalty
1	9:15:24.890	9:15:24.890	9:19:45.906	4:21.016	4:21.016		

12 Christian Hahn Drivex School
Dallara F312

Nr.	In Day Time	In Time	Out Time	Pit Time	T. Pit Time	Handicap	Penalty
1	9:13:38.029	9:13:38.029	9:19:03.375	5:25.346	5:25.346		

15 Yves Baltas R Campos Racing
Dallara F312

Nr.	In Day Time	In Time	Out Time	Pit Time	T. Pit Time	Handicap	Penalty
1	9:12:50.392	9:12:50.392	9:20:00.897	7:10.505	7:10.505		

18 Marcos Siebert Campos Racing
Dallara F312

Nr.	In Day Time	In Time	Out Time	Pit Time	T. Pit Time	Handicap	Penalty
1	9:12:33.653	9:12:33.653	9:19:47.643	7:13.990	7:13.990		

19 Aldo Festante R Fortec Motorsport
Dallara F312

Nr.	In Day Time	In Time	Out Time	Pit Time	T. Pit Time	Handicap	Penalty
1	9:13:47.161	9:13:47.161	9:19:28.621	5:41.460	5:41.460		

21 Calan Williams Fortec Motorsport
Dallara F312

Nr.	In Day Time	In Time	Out Time	Pit Time	T. Pit Time	Handicap	Penalty
1	9:11:50.265	9:11:50.265	9:19:46.646	7:56.381	7:56.381		

28 Cameron Das Carlin Motorsport
Dallara F312

Nr.	In Day Time	In Time	Out Time	Pit Time	T. Pit Time	Handicap	Penalty
1	9:14:33.943	9:14:33.943	9:19:20.488	4:46.545	4:46.545		

34 Matheus Iorio Carlin Motorsport
Dallara F312

Nr.	In Day Time	In Time	Out Time	Pit Time	T. Pit Time	Handicap	Penalty
1	9:13:32.229	9:13:32.229	9:19:25.800	5:53.571	5:53.571		

77 Guilherme Samaia RP Motorsport
Dallara F312

Nr.	In Day Time	In Time	Out Time	Pit Time	T. Pit Time	Handicap	Penalty
1	9:03:41.507	9:03:41.507	9:05:31.779	1:50.272	1:50.272		
2	9:13:54.122	9:13:54.122	9:19:59.513	6:05.391	7:55.663		

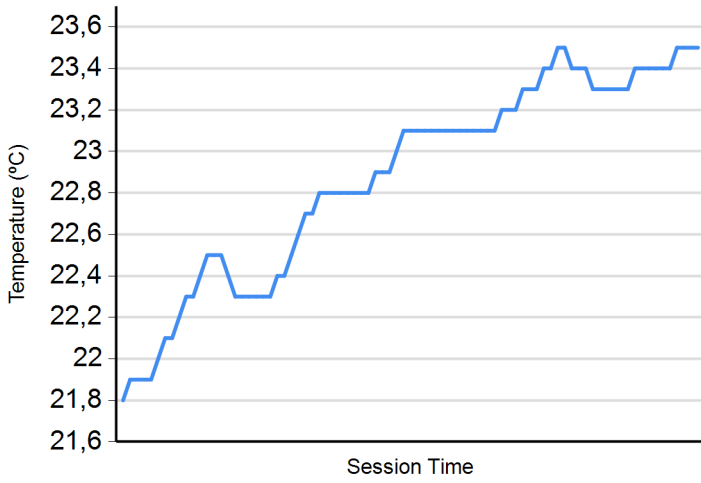




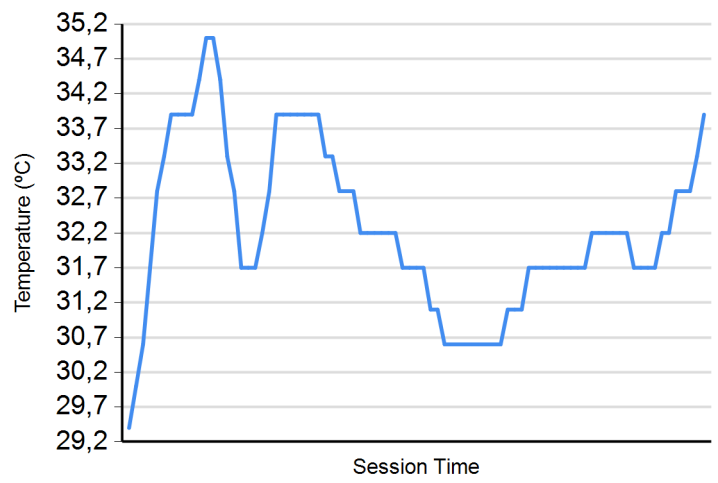
Hungaroring
Euroformula Open
Qualifying - 2
Weather Report



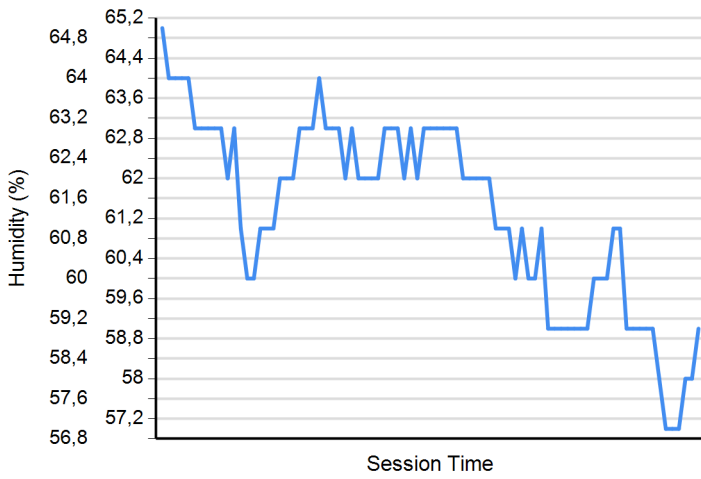
Air Temperature



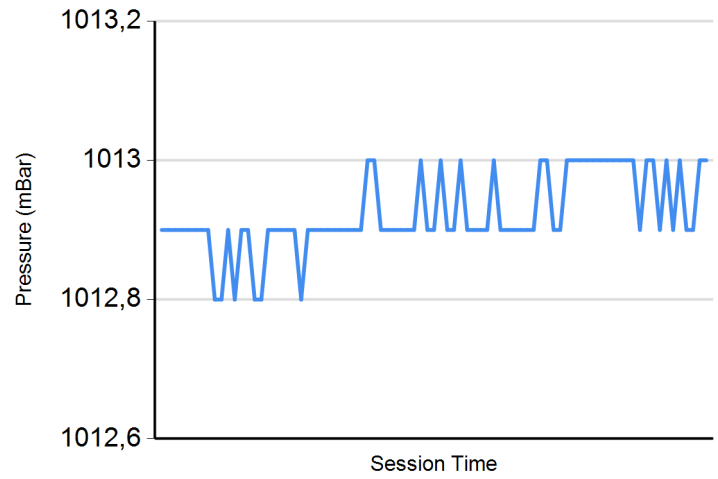
Track Temperature



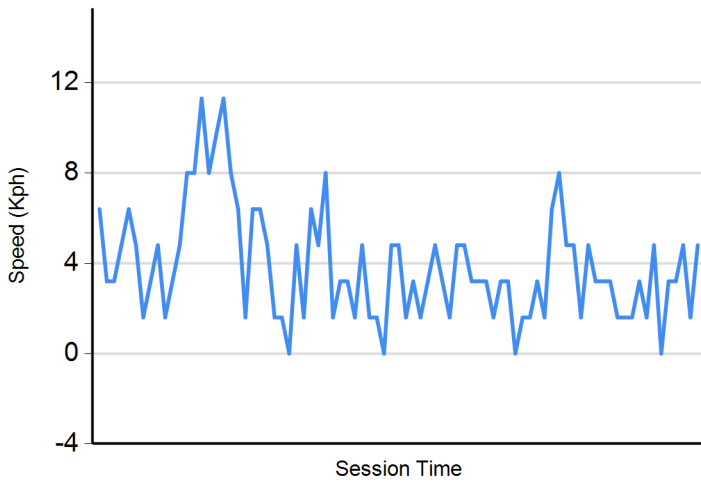
Humidity



Pressure



Wind Speed



Wind direction

North = 0°/360° Est = 90° South = 180° West = 270°

