

Hungaroring  
Euroformula Open  
Race - 1  
Provisional Results



Cls	Nº	Entrant	Nat	Driver	Nat	Cat	Cls	Chassis	Team	Laps	Total Time	Gap	Interval	Km/h	Best	Time	Km/h
1	4	RP Motorsport	ITA	Felipe Drugovich	BRA			Dallara F312	RP Motorsport	19	<b>34:35.063</b>			144.4	19	1:37.715	161.4
2	10	RACE	ESP	Bent Viscaal	NLD	R	1	Dallara F312	Teo Martin Motorsport	19	<b>34:37.112</b>	2.049	2.049	144.2	19	1:37.919	161.0
3	18	Campos Racing	ESP	Marcos Siebert	ARG			Dallara F312	Campos Racing	19	<b>34:40.042</b>	4.979	2.930	144.0	13	1:38.407	160.2
4	34	Carlin Motorsport	GBR	Matheus Iorio	BRA			Dallara F312	Carlin Motorsport	19	<b>34:40.940</b>	5.877	0.898	144.0	13	1:38.648	159.8
5	28	Carlin Motorsport	GBR	Cameron Das	USA			Dallara F312	Carlin Motorsport	19	<b>34:41.833</b>	6.770	0.893	143.9	14	1:38.662	159.8
6	8	Drivex School	ESP	Lukas Dunner	AUT	R	2	Dallara F312	Drivex School	19	<b>34:42.193</b>	7.130	0.360	143.9	19	1:38.891	159.4
7	21	Fortec Motorsport	GBR	Calan Williams	AUS			Dallara F312	Fortec Motorsport	19	<b>34:43.395</b>	8.332	1.202	143.8	10	1:38.882	159.4
8	15	Campos Racing	ESP	Yves Baltas	USA	R	3	Dallara F312	Campos Racing	19	<b>34:45.023</b>	9.960	1.628	143.7	14	1:39.114	159.1
9	19	Fortec Motorsport	GBR	Aldo Festante	ITA	R	4	Dallara F312	Fortec Motorsport	19	<b>34:45.870</b>	10.807	0.847	143.6	12	1:39.489	158.5
<b>Not classified: (Requirements: 75% of number laps of leader = 15 Laps)</b>																	
	12	Drivex School	ESP	Christian Hahn	BRA			Dallara F312	Drivex School	14	<b>25:34.406</b>	5 Laps	5 Laps	143.9	11	1:39.172	159.0
	1	RP Motorsport	ITA	Leonard Hoogenboom	NLD	R	5	Dallara F312	RP Motorsport	7	<b>14:12.835</b>	12 Laps	7 Laps	129.4	3	1:42.308	154.1
	11	Campos Racing	ESP	Alex Karkosik	POL			Dallara F312	Campos Racing	1	<b>1:46.937</b>	18 Laps	6 Laps	147.4	1	1:46.937	147.4
	77	RP Motorsport	ITA	Guilherme Samaia	BRA			Dallara F312	RP Motorsport	1	<b>1:48.922</b>	18 Laps	1.985	144.7	1	1:48.922	144.7

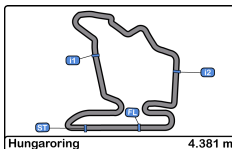
Fastest lap Felipe Drugovich in 1:37.715 at 161.4 Km/h in lap 19

Published at:.....

Track Temp: 33.9 °C    Air Temp: 23.4 °C    Humidity: 69 %    Track Status: WET

Stewards:	Race Director:	Timekeeper: 
-----------	----------------	---





**Hungaroring**  
**Euroformula Open**  
**Race - 1**  
**Provisional Results by Class**



Cls	Nº	Entrant	Nat	Driver	Nat	Cat	Cls	Chassis	Team	Laps	Total Time	Gap	Interval	Km/h	Best	Time	Km/h
1	4	RP Motorsport	ITA	Felipe Drugovich	BRA			Dallara F312	RP Motorsport	19	<b>34:35.063</b>			144.4	19	1:37.715	161.4
2	18	Campos Racing	ESP	Marcos Siebert	ARG			Dallara F312	Campos Racing	19	<b>34:40.042</b>	4.979	4.979	144.0	13	1:38.407	160.2
3	34	Carlin Motorsport	GBR	Matheus Iorio	BRA			Dallara F312	Carlin Motorsport	19	<b>34:40.940</b>	5.877	0.898	144.0	13	1:38.648	159.8
4	28	Carlin Motorsport	GBR	Cameron Das	USA			Dallara F312	Carlin Motorsport	19	<b>34:41.833</b>	6.770	0.893	143.9	14	1:38.662	159.8
5	21	Fortec Motorsport	GBR	Calan Williams	AUS			Dallara F312	Fortec Motorsport	19	<b>34:43.395</b>	8.332	1.562	143.8	10	1:38.882	159.4
<b>Not classified: (Requirements: 75% of number laps of leader = 15 Laps)</b>																	
	12	Drivex School	ESP	Christian Hahn	BRA			Dallara F312	Drivex School	14	<b>25:34.406</b>	5 Laps	5 Laps	143.9	11	1:39.172	159.0
	11	Campos Racing	ESP	Alex Karkosik	POL			Dallara F312	Campos Racing	1	<b>1:46.937</b>	18 Laps	13 Laps	147.4	1	1:46.937	147.4
	77	RP Motorsport	ITA	Guilherme Samaia	BRA			Dallara F312	RP Motorsport	1	<b>1:48.922</b>	18 Laps	1.985	144.7	1	1:48.922	144.7
<b>Rookie</b>																	
1	10	RACE	ESP	Bent Viscaal	NLD	R	1	Dallara F312	Teo Martin Motorsport	19	<b>34:37.112</b>			144.2	19	1:37.919	161.0
2	8	Drivex School	ESP	Lukas Dunner	AUT	R	2	Dallara F312	Drivex School	19	<b>34:42.193</b>	7.130	5.081	143.9	19	1:38.891	159.4
3	15	Campos Racing	ESP	Yves Baltas	USA	R	3	Dallara F312	Campos Racing	19	<b>34:45.023</b>	9.960	2.830	143.7	14	1:39.114	159.1
4	19	Fortec Motorsport	GBR	Aldo Festante	ITA	R	4	Dallara F312	Fortec Motorsport	19	<b>34:45.870</b>	10.807	0.847	143.6	12	1:39.489	158.5
<b>Not classified: (Requirements: 75% of number laps of leader = 15 Laps)</b>																	
	1	RP Motorsport	ITA	Leonard Hoogenboom	NLD	R	5	Dallara F312	RP Motorsport	7	<b>14:12.835</b>	12 Laps	12 Laps	129.4	3	1:42.308	154.1

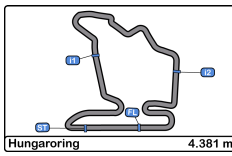
**Fastest lap Felipe Drugovich in 1:37.715 at 161.4 Km/h in lap 19**

Published at:.....

Track Temp: **33.9 °C**    Air Temp: **23.4 °C**    Humidity: **69 %**    Track Status: **WET**

<b>Stewards:</b>	<b>Race Director:</b>	<b>Timekeeper:</b>





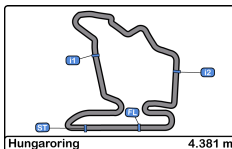
Hungaroring  
Euroformula Open  
Race - 1



Provisional Classification by Driver Fastest Lap

Clas	Nº	Entrant	Nat	Driver	Nat	Cat	Clas	Chassis	Team	Laps	Best	Time	Gap	Interval	Km/h
1	4	RP Motorsport	ITA	Felipe Drugovich	BRA			Dallara F312	RP Motorsport	19	19	1:37.715			161.4
2	10	RACE	ESP	Bent Viscaal	NLD	R	1	Dallara F312	Teo Martin Motorsport	19	19	1:37.919	0.204	0.204	161.0
3	18	Campos Racing	ESP	Marcos Siebert	ARG			Dallara F312	Campos Racing	19	13	1:38.407	0.692	0.488	160.2
4	34	Carlin Motorsport	GBR	Matheus Iorio	BRA			Dallara F312	Carlin Motorsport	19	13	1:38.648	0.933	0.241	159.8
5	28	Carlin Motorsport	GBR	Cameron Das	USA			Dallara F312	Carlin Motorsport	19	14	1:38.662	0.947	0.014	159.8
6	21	Fortec Motorsport	GBR	Calan Williams	AUS			Dallara F312	Fortec Motorsport	19	10	1:38.882	1.167	0.220	159.4
7	8	Drivex School	ESP	Lukas Dunner	AUT	R	2	Dallara F312	Drivex School	19	19	1:38.891	1.176	0.009	159.4
8	15	Campos Racing	ESP	Yves Baltas	USA	R	3	Dallara F312	Campos Racing	19	14	1:39.114	1.399	0.223	159.1
9	12	Drivex School	ESP	Christian Hahn	BRA			Dallara F312	Drivex School	14	11	1:39.172	1.457	0.058	159.0
10	19	Fortec Motorsport	GBR	Aldo Festante	ITA	R	4	Dallara F312	Fortec Motorsport	19	12	1:39.489	1.774	0.317	158.5
11	1	RP Motorsport	ITA	Leonard Hoogenboom	NLD	R	5	Dallara F312	RP Motorsport	7	3	1:42.308	4.593	2.819	154.1
12	11	Campos Racing	ESP	Alex Karkosik	POL			Dallara F312	Campos Racing	1	1	1:46.937	9.222	4.629	147.4
13	77	RP Motorsport	ITA	Guilherme Samaia	BRA			Dallara F312	RP Motorsport	1	1	1:48.922	11.207	1.985	144.7



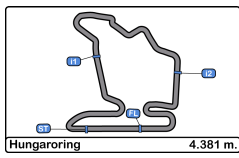


**Hungaroring**  
**Euroformula Open**  
**Race - 1**  
**Distance and Speed Average**



Clas	Nº	Entrant	Nat	Driver	Nat	Cat	Clas	Chassis	Team	Laps	Distance	Total Time	Km/h
1	4	RP Motorsport	ITA	Felipe Drugovich	BRA			Dallara F312	RP Motorsport	19	83.23	34:35.063	144.4
2	10	RACE	ESP	Bent Viscaal	NLD	R	1	Dallara F312	Teo Martin Motorsport	19	83.23	34:37.112	144.2
3	18	Campos Racing	ESP	Marcos Siebert	ARG			Dallara F312	Campos Racing	19	83.23	34:40.042	144.0
4	34	Carlin Motorsport	GBR	Matheus Iorio	BRA			Dallara F312	Carlin Motorsport	19	83.23	34:40.940	144.0
5	28	Carlin Motorsport	GBR	Cameron Das	USA			Dallara F312	Carlin Motorsport	19	83.23	34:41.833	143.9
6	8	Drivex School	ESP	Lukas Dunner	AUT	R	2	Dallara F312	Drivex School	19	83.23	34:42.193	143.9
7	21	Fortec Motorsport	GBR	Calan Williams	AUS			Dallara F312	Fortec Motorsport	19	83.23	34:43.395	143.8
8	15	Campos Racing	ESP	Yves Baltas	USA	R	3	Dallara F312	Campos Racing	19	83.23	34:45.023	143.7
9	19	Fortec Motorsport	GBR	Aldo Festante	ITA	R	4	Dallara F312	Fortec Motorsport	19	83.23	34:45.870	143.6
<b>Not classified: (Requirements: 75% of number laps of leader = 15 Laps)</b>													
	12	Drivex School	ESP	Christian Hahn	BRA			Dallara F312	Drivex School	14	61.33	25:34.406	143.9
	1	RP Motorsport	ITA	Leonard Hoogenboom	NLD	R	5	Dallara F312	RP Motorsport	7	30.66	14:12.835	129.4
	11	Campos Racing	ESP	Alex Karkosik	POL			Dallara F312	Campos Racing	1	04.38	1:46.937	147.4
	77	RP Motorsport	ITA	Guilherme Samaia	BRA			Dallara F312	RP Motorsport	1	04.38	1:48.922	144.7





**Hungaroring**  
**Euroformula Open**  
**Race - 1**  
**Lap Analysis**



**1** Leonard Hoogenboom R Dallara F312 **10** Bent Viscaal R Dallara F312  
 RP Motorsport Teo Martin Motorsport

Lap	D	Time	Sector 1	Sector 2	Sector 3	T. Spd	Elapsed	Lap	D	Time	Sector 1	Sector 2	Sector 3	T. Spd	Elapsed
1		1:49.064	43.652	37.881	27.531	192.8	1:49.064	1		1:44.299	41.191	35.644	27.464	180.9	1:44.299
2		1:43.220	37.568	37.364	28.288	218.1	3:32.284	2		1:38.926	36.718	35.004	27.204	215.5	3:23.225
3		1:42.308	37.002	37.070	28.236	220.8	5:14.592	3		1:42.005	36.489	35.887	29.629	215.1	5:05.230
4		2:34.926	47.734	1:04.244	42.948	221.7	7:49.518	4		2:39.970	52.840	1:03.791	43.339	150.0	7:45.200
5		2:45.521	57.324	1:06.865	41.332	117.9	10:35.039	5		2:47.829	58.072	1:06.243	43.514	117.1	10:33.029
6		1:49.328	37.223	37.129	34.976	224.0	12:24.367	6		1:38.689	36.801	34.841	27.047	215.5	12:11.718
7		1:48.468 P	37.832	37.316	33.320	209.7	14:12.835	7		1:38.352	36.531	34.728	27.093	215.1	13:50.070

**4** Felipe Drugovich Dallara F312  
 RP Motorsport

Lap	D	Time	Sector 1	Sector 2	Sector 3	T. Spd	Elapsed	Lap	D	Time	Sector 1	Sector 2	Sector 3	T. Spd	Elapsed
1		1:43.576	41.049	35.262	27.265	176.7	1:43.576	8		1:38.521	36.539	34.917	27.065	215.5	15:28.591
2		1:38.504	36.713	34.749	27.042	213.0	3:22.080	9		1:38.697	36.750	34.995	26.952	213.8	17:07.288
3		1:42.157	36.520	35.520	30.117	214.2	5:04.237	10		1:38.361	36.588	34.766	27.007	214.7	18:45.649
4		2:40.130	52.914	1:03.946	43.270	167.1	7:44.367	11		1:38.407	36.637	34.724	27.046	215.5	20:24.056
5		2:48.148	57.858	1:06.133	44.157	134.4	10:32.515	12		1:38.437	36.604	34.613	27.220	214.2	22:02.493
6		1:38.352	36.760	34.728	26.864	212.5	12:10.867	13		1:38.600	36.680	34.876	27.044	213.4	23:41.093
7		1:38.343	36.633	34.724	26.986	213.8	13:49.210	14		1:38.548	36.741	34.767	27.040	213.4	25:19.641
8		1:37.884	36.478	34.484	26.922	213.4	15:27.094	15		1:40.737	36.543	35.048	29.146	213.0	27:00.378
9		1:38.335	36.595	34.763	26.977	213.8	17:05.429	16		2:41.207	51.506	1:04.553	45.148	205.7	29:41.585
10		1:38.191	36.582	34.690	26.919	213.4	18:43.620	17		1:39.225	36.831	35.091	27.303	213.8	31:20.810
11		1:37.952	36.408	34.714	26.830	214.7	20:21.572	18		1:38.383	36.727	34.631	27.025	212.1	32:59.193
12		1:37.911	36.440	34.697	26.774	214.7	21:59.483	19		1:37.919	36.381	34.629	26.909	214.7	34:37.112
13		1:37.911	36.495	34.588	26.828	213.4	23:37.394								
14		1:38.020	36.541	34.613	26.866	214.2	25:15.414								
15		1:41.423	36.542	34.648	30.233	213.4	26:56.837								
16		2:44.177	53.727	1:04.997	45.453	161.4	29:41.014								
17		1:38.400	36.713	34.730	26.957	213.0	31:19.414								
18		1:37.934	36.548	34.498	26.888	214.2	32:57.348								
19		1:37.715	36.496	34.413	26.806	214.2	34:35.063								

**11** Alex Karkosik Dallara F312  
 Campos Racing

Lap	D	Time	Sector 1	Sector 2	Sector 3	T. Spd	Elapsed
1		1:46.937	42.601	36.836	27.500	180.6	1:46.937
2			36.819			213.8	

**12** Christian Hahn Dallara F312  
 Drivex School

Lap	D	Time	Sector 1	Sector 2	Sector 3	T. Spd	Elapsed
1		1:51.609	44.576	38.582	28.451	189.8	1:51.609
2		1:42.253	37.476	36.046	28.731	214.2	3:33.862
3		1:44.555	37.026	37.938	29.591	218.6	5:18.417
4		2:35.283	47.697	1:03.284	44.302	208.8	7:53.700
5		2:42.629	57.538	1:05.044	40.047	174.7	10:36.329
6		1:42.494	37.000	36.709	28.785	216.8	12:18.823
7		1:39.570	36.994	35.265	27.311	210.5	13:58.393
8		1:39.729	36.726	35.575	27.428	215.1	15:38.122
9		1:39.597	36.960	35.214	27.423	213.4	17:17.719
10		1:39.253	36.771	35.115	27.367	212.5	18:56.972
11		1:39.172	36.714	35.035	27.423	215.1	20:36.144
12		1:39.281	36.791	35.069	27.421	212.5	22:15.425
13		1:39.267	36.855	34.926	27.486	212.5	23:54.692
14		1:39.714	36.847	35.254	27.613	213.4	25:34.406

**8** Lukas Dunner R Dallara F312  
 Drivex School

Lap	D	Time	Sector 1	Sector 2	Sector 3	T. Spd	Elapsed
1		1:49.632	44.287	37.590	27.755	188.1	1:49.632
2		1:43.446	37.409		2:11.201	216.8	3:33.078
3		1:42.841	36.974	36.815	29.052	218.6	5:15.919
4		2:35.716	48.559	1:03.542	43.615	195.2	7:51.635
5		2:44.191		3:51.044	40.304	141.9	10:35.826
6		1:42.916	37.413		2:23.220	215.5	12:18.742
7		1:40.290	37.655	35.359	27.276	210.1	13:59.032
8		1:39.522	36.788	35.178	27.556	216.0	15:38.554
9		1:39.566	36.672	35.433	27.461	216.0	17:18.120
10		1:39.295	36.854	35.175	27.266	217.3	18:57.415
11		1:39.191	36.690	35.031	27.470	216.8	20:36.606
12		1:39.263	36.975	34.915	27.373	216.4	22:15.869
13		1:39.184	36.809	34.976	27.399	217.3	23:55.053
14		1:39.540	36.883	35.251	27.406	216.8	25:34.593
15		1:41.669	38.847	35.443	27.379	219.9	27:16.262
16		2:27.292	40.707	1:03.631	42.954	214.7	29:43.554
17		1:40.556	37.356	35.626	27.574	215.1	31:24.110
18		1:39.192	37.128	34.618	27.446	216.4	33:03.302
19		1:38.891	36.784		2:06.337	215.1	34:42.193





**Hungaroring**  
**Euroformula Open**  
**Race - 1**  
**Lap Analysis**



**15** Yves Baltas R Dallara F312 **19** Aldo Festante R Dallara F312

Campos Racing

Fortec Motorsport

Lap	D	Time	Sector 1	Sector 2	Sector 3	T. Spd	Elapsed	Lap	D	Time	Sector 1	Sector 2	Sector 3	T. Spd	Elapsed
1		1:46.779	42.334	36.547	27.898	180.3	1:46.779	1		1:51.135	44.371	38.381	28.383	188.8	1:51.135
2		1:41.423	37.714	36.017	27.692	209.7	3:28.202	2		1:42.352	37.391	36.385	28.576	215.5	3:33.487
3		1:41.941	37.051	35.943	28.947	212.5	5:10.143	3		1:43.297	37.016	37.109	29.172	219.0	5:16.784
4		2:37.215	49.942	1:03.730	43.543	211.7	7:47.358	4		2:35.730	48.378	1:03.737	43.615	212.1	7:52.514
5		2:46.744	57.356	1:06.095	43.293	118.4	10:34.102	5		2:43.667	57.333	1:06.102	40.232	149.7	10:36.181
6		1:42.109	38.014	36.404	27.691	214.7	12:16.211	6		1:43.055	37.857	36.654	28.544	211.7	12:19.236
7		1:45.579 P	36.919	35.878	32.782	214.7	14:01.790	7		1:41.293	37.549	36.162	27.582	215.1	14:00.529
8		1:58.908	55.331	35.983	27.594		16:00.698	8		1:40.615	37.135	35.956	27.524	214.2	15:41.144
9		1:39.721	36.967	35.358	27.396	211.3	17:40.419	9		1:40.108	36.945	35.775	27.388	212.5	17:21.252
10		1:39.768	36.860	35.304	27.604	212.1	19:20.187	10		1:39.833	36.921	35.529	27.383	213.4	19:01.085
11		1:39.590	37.008	35.300	27.282	213.4	20:59.777	11		1:39.693	36.796	35.540	27.357	213.8	20:40.778
12		1:39.182	36.907	35.137	27.138	211.7	22:38.959	12		1:39.489	36.748	35.511	27.230	212.5	22:20.267
13		1:39.516	36.803	35.248	27.465	212.1	24:18.475	13		1:40.036	36.876	35.630	27.530	213.0	24:00.303
14		1:39.114	36.806	34.921	27.387	210.9	25:57.589	14		1:40.662	36.856	36.340	27.466	212.1	25:40.965
15		1:42.588	37.452	37.254	27.882	211.3	27:40.177	15		1:40.355	36.868	35.915	27.572	212.1	27:21.320
16		2:04.190	37.350	44.841	41.999	212.1	29:44.367	16		2:22.596	37.249	1:02.627	42.720	213.0	29:43.916
17		1:40.711	37.214	35.802	27.695	216.4	31:25.078	17		1:41.998	38.171	36.170	27.657	216.8	31:25.914
18		1:40.334	37.112	35.665	27.557	216.0	33:05.412	18		1:40.399	37.000	35.758	27.641	216.0	33:06.313
19		1:39.611	36.918	35.186	27.507	216.0	34:45.023	19		1:39.557	36.749	35.385	27.423	216.0	34:45.870

**18** Marcos Siebert Dallara F312 **21** Calan Williams Dallara F312

Campos Racing

Fortec Motorsport

Lap	D	Time	Sector 1	Sector 2	Sector 3	T. Spd	Elapsed	Lap	D	Time	Sector 1	Sector 2	Sector 3	T. Spd	Elapsed
1		1:45.252	41.980	35.614	27.658	183.0	1:45.252	1		1:50.456	44.385	38.415	27.656	188.8	1:50.456
2		1:39.387	36.895	35.081	27.411	213.8	3:24.639	2		1:42.365	36.871	36.906	28.588	217.7	3:32.821
3		1:43.983	36.783	35.677	31.523	215.1	5:08.622	3		1:42.465	36.875	37.011	28.579	221.7	5:15.286
4		2:37.817	50.612	1:03.472	43.733	206.1	7:46.439	4		2:35.727	48.596	1:03.626	43.505	203.3	7:51.013
5		2:47.251	57.514	1:06.119	43.618	127.0	10:33.690	5		2:44.433	57.201	1:06.520	40.712	137.4	10:35.446
6		1:40.073	37.197	35.188	27.688	216.4	12:13.763	6		1:42.749	37.321	36.680	28.748	221.7	12:18.195
7		1:39.155	36.924	34.851	27.380	214.7	13:52.918	7		1:39.459	36.830	35.177	27.452	213.4	13:57.654
8		1:39.086	36.786	35.191	27.109	214.2	15:32.004	8		1:39.133	36.616	35.117	27.400	213.8	15:36.787
9		1:38.908	36.815	35.000	27.093	214.2	17:10.912	9		1:39.069	36.762	35.055	27.252	214.2	17:15.856
10		1:38.550	36.635	34.849	27.066	215.1	18:49.462	10		1:38.882	36.672	35.042	27.168	215.1	18:54.738
11		1:39.047	36.728	35.271	27.048	214.2	20:28.509	11		1:39.119	36.707	35.029	27.383	215.1	20:33.857
12		1:38.565	36.583	34.953	27.029	215.1	22:07.074	12		1:40.010	36.821	35.932	27.257	214.2	22:13.867
13		1:38.407	36.727	34.685	26.995	213.4	23:45.481	13		1:39.177	36.849	35.139	27.189	214.2	23:53.044
14		1:38.656	36.662	34.894	27.100	214.2	25:24.137	14		1:39.150	36.794	35.062	27.294	213.8	25:32.194
15		1:40.799	36.593	35.168	29.038	213.0	27:04.936	15		1:43.107	36.770	37.048	29.289	214.2	27:15.301
16		2:37.031	48.047	1:03.984	45.000	163.1	29:41.967	16		2:27.820	41.105	1:03.561	43.154	212.5	29:43.121
17		1:39.818	37.349	35.212	27.257	217.7	31:21.785	17		1:40.765	37.311	35.844	27.610	216.4	31:23.886
18		1:38.777	36.658	34.885	27.234	216.4	33:00.562	18		1:40.373	37.499	35.593	27.281	211.3	33:04.259
19		1:39.480	36.790	35.274	27.416	216.0	34:40.042	19		1:39.136	36.737	35.013	27.386	216.8	34:43.395







**Hungaroring**  
**Euroformula Open**  
**Race - 1**  
**Lap Analysis**



**28**

Cameron Das

Dallara F312

Carlin Motorsport

Lap	D	Time	Sector 1	Sector 2	Sector 3	T. Spd	Elapsed
1		1:48.181	43.555	36.803	27.823	182.1	1:48.181
2		1:40.952	37.292	35.821	27.839	215.5	3:29.133
3		1:42.794	36.975	36.113	29.706	216.4	5:11.927
4		2:36.669	49.491	1:03.972	43.206	198.8	7:48.596
5		2:46.045	57.686	1:06.237	42.122	98.9	10:34.641
6		1:40.685	37.222	35.787	27.676	218.1	12:15.326
7		1:39.518	36.806	35.248	27.464	215.5	13:54.844
8		1:39.635	36.763	35.229	27.643	215.1	15:34.479
9		1:39.189	36.815	35.071	27.303	215.1	17:13.668
10		1:38.924	36.810	34.976	27.138	215.1	18:52.592
11		1:39.225	36.808	35.003	27.414	216.8	20:31.817
12		1:38.831	36.750	34.823	27.258	215.5	22:10.648
13		1:38.825	36.834	34.858	27.133	215.5	23:49.473
14		1:38.662	36.669	34.763	27.230	215.5	25:28.135
15		1:39.729	36.596	34.991	28.142	215.1	27:07.864
16		2:34.830	47.033	1:03.938	43.859	199.2	29:42.694
17		1:40.467	37.347	35.525	27.595	217.7	31:23.161
18		1:39.461	36.734	35.056	27.671	215.5	33:02.622
19		1:39.211	36.790	35.057	27.364	215.1	34:41.833

**34**

Matheus Iorio

Dallara F312

Carlin Motorsport

Lap	D	Time	Sector 1	Sector 2	Sector 3	T. Spd	Elapsed
1		1:47.505	42.831	36.973	27.701	186.2	1:47.505
2		1:41.159	37.136	36.161	27.862	214.2	3:28.664
3		1:42.240	36.990	36.156	29.094	216.4	5:10.904
4		2:37.006	49.992	1:03.813	43.201	184.6	7:47.910
5		2:46.439	57.816	1:06.115	42.508	105.4	10:34.349
6		1:40.329	37.379	35.411	27.539	218.1	12:14.678
7		1:39.387	36.845	35.159	27.383	214.2	13:54.065
8		1:39.493	36.974	35.253	27.266	213.8	15:33.558
9		1:39.068	36.667	35.007	27.394	213.8	17:12.626
10		1:39.190	36.683	35.202	27.305	213.8	18:51.816
11		1:38.930	36.621	35.177	27.132	214.7	20:30.746
12		1:39.236	36.640	35.354	27.242	213.8	22:09.982
13		1:38.648	36.717	34.806	27.125	213.0	23:48.630
14		1:38.686	36.604	34.883	27.199	213.0	25:27.316
15		1:39.762	36.705	35.000	28.057	213.0	27:07.078
16		2:35.331	47.131	1:03.921	44.279	198.5	29:42.409
17		1:40.172	37.249	35.531	27.392	215.1	31:22.581
18		1:39.176	36.715	35.150	27.311	215.5	33:01.757
19		1:39.183	36.615	35.154	27.414	214.7	34:40.940

**77**

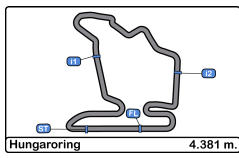
Guilherme Samaia

Dallara F312

RP Motorsport

Lap	D	Time	Sector 1	Sector 2	Sector 3	T. Spd	Elapsed
1		1:48.922	44.151	36.628	28.143	179.4	1:48.922
2			42.901			211.3	





**Hungaroring**  
**Euroformula Open**  
**Race - 1**  
**Analysis by Lap**



Num	Lap Time	Gap
<b>Lap 1</b>		
4	1:43.576	
10	1:44.299	00.723
18	1:45.252	01.676
15	1:46.779	03.203
11	1:46.937	03.361
34	1:47.505	03.929
28	1:48.181	04.605
77	1:48.922	05.346
1	1:49.064	05.488
8	1:49.632	06.056
21	1:50.456	06.880
19	1:51.135	07.559
12	1:51.609	08.033

Num	Lap Time	Gap
<b>Lap 2</b>		
4	1:38.504	
10	1:38.926	01.145
18	1:39.387	02.559
15	1:41.423	06.122
34	1:41.159	06.584
28	1:40.952	07.053
1	1:43.220	10.204
21	1:42.365	10.741
8	1:43.446	10.998
19	1:42.352	11.407
12	1:42.253	11.782

Num	Lap Time	Gap
<b>Lap 3</b>		
4	1:42.157	
10	1:42.005	00.993
18	1:43.983	04.385
15	1:41.941	05.906
34	1:42.240	06.667
28	1:42.794	07.690
1	1:42.308	10.355
21	1:42.465	11.049
8	1:42.841	11.682
19	1:43.297	12.547
12	1:44.555	14.180

Num	Lap Time	Gap
<b>Lap 4</b>		
4	2:40.130	
10	2:39.970	00.833
18	2:37.817	02.072
15	2:37.215	02.991
34	2:37.006	03.543
28	2:36.669	04.229
1	2:34.926	05.151
21	2:35.727	06.646
8	2:35.716	07.268
19	2:35.730	08.147
12	2:35.283	09.333

Num	Lap Time	Gap
<b>Lap 5</b>		
4	2:48.148	
10	2:47.829	00.514
18	2:47.251	01.175
15	2:46.744	01.587
34	2:46.439	01.834
28	2:46.045	02.126
1	2:45.521	02.524
21	2:44.433	02.931
8	2:44.191	03.311
19	2:43.667	03.666
12	2:42.629	03.814

Num	Lap Time	Gap
<b>Lap 6</b>		
4	1:38.352	
10	1:38.689	00.851
18	1:40.073	02.896
34	1:40.329	03.811
28	1:40.685	04.459
15	1:42.109	05.344
21	1:42.749	07.328
8	1:42.916	07.875
12	1:42.494	07.956
19	1:43.055	08.369
1	1:49.328	13.500

Num	Lap Time	Gap
<b>Lap 7</b>		

4	1:38.343	
10	1:38.352	00.860
18	1:39.155	03.708
34	1:39.387	04.855
28	1:39.518	05.634
21	1:39.459	08.444
12	1:39.570	09.183
8	1:40.290	09.822
19	1:41.293	11.319
15	1:45.579	12.580
1	1:48.468	23.625

Num	Lap Time	Gap
<b>Lap 8</b>		
4	1:37.884	
10	1:38.521	01.497
18	1:39.086	04.910
34	1:39.493	06.464
28	1:39.635	07.385
21	1:39.133	09.693
12	1:39.729	11.028
8	1:39.522	11.460
19	1:40.615	14.050
15	1:58.908	33.604

Num	Lap Time	Gap
<b>Lap 9</b>		
4	1:38.335	
10	1:38.697	01.859
18	1:38.908	05.483
34	1:39.068	07.197
28	1:39.189	08.239
21	1:39.069	10.427
12	1:39.597	12.290
8	1:39.566	12.691
19	1:40.108	15.823
15	1:39.721	34.990

Num	Lap Time	Gap
<b>Lap 10</b>		
4	1:38.191	
10	1:38.361	02.029
18	1:38.550	05.842
34	1:39.190	08.196

28	1:38.924	08.972
21	1:38.882	11.118
12	1:39.253	13.352
8	1:39.295	13.795
19	1:39.833	17.465
15	1:39.768	36.567

Num	Lap Time	Gap
<b>Lap 11</b>		
4	1:37.952	
10	1:38.407	02.484
18	1:39.047	06.937
34	1:38.930	09.174
28	1:39.225	10.245
21	1:39.119	12.285
12	1:39.172	14.572
8	1:39.191	15.034
19	1:39.693	19.206
15	1:39.590	38.205

Num	Lap Time	Gap
<b>Lap 12</b>		
4	1:37.911	
10	1:38.437	03.010
18	1:38.565	07.591
34	1:39.236	10.499
28	1:38.831	11.165
21	1:40.010	14.384
12	1:39.281	15.942
8	1:39.263	16.386
19	1:39.489	20.784
15	1:39.182	39.476

Num	Lap Time	Gap
<b>Lap 13</b>		
4	1:37.911	
10	1:38.600	03.699
18	1:38.407	08.087
34	1:38.648	11.236
28	1:38.825	12.079
21	1:39.177	15.650
12	1:39.267	17.298
8	1:39.184	17.659
19	1:40.036	22.909

Num	Lap Time	Gap
15	1:39.516	41.081
<b>Lap 14</b>		
4	1:38.020	
10	1:38.548	04.227
18	1:38.656	08.723
34	1:38.686	11.902
28	1:38.662	12.721
21	1:39.150	16.780
12	1:39.714	18.992
8	1:39.540	19.179
19	1:40.662	25.551
15	1:39.114	42.175

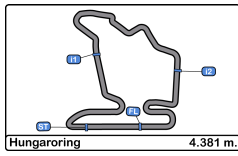
Num	Lap Time	Gap
<b>Lap 15</b>		
4	1:41.423	
10	1:40.737	03.541
18	1:40.799	08.099
34	1:39.762	10.241
28	1:39.729	11.027
21	1:43.107	18.464
8	1:41.669	19.425
19	1:40.355	24.483
15	1:42.588	43.340

Num	Lap Time	Gap
<b>Lap 16</b>		
4	2:44.177	
10	2:41.207	00.571
18	2:37.031	00.953
34	2:35.331	01.395
28	2:34.830	01.680
21	2:27.820	02.107
8	2:27.292	02.540
19	2:22.596	02.902
15	2:04.190	03.353

Num	Lap Time	Gap
<b>Lap 17</b>		
4	1:38.400	
10	1:39.225	01.396
18	1:39.818	02.371
34	1:40.172	03.167







**Hungaroring**  
**Euroformula Open**  
**Race - 1**  
**Analysis by Lap**



28	1:40.467	03.747
21	1:40.765	04.472
8	1:40.556	04.696
15	1:40.711	05.664
19	1:41.998	06.500

Num	Lap Time	Gap
-----	----------	-----

**Lap 18**

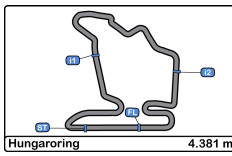
4	1:37.934	
10	1:38.383	01.845
18	1:38.777	03.214
34	1:39.176	04.409
28	1:39.461	05.274
8	1:39.192	05.954
21	1:40.373	06.911
15	1:40.334	08.064
19	1:40.399	08.965

Num	Lap Time	Gap
-----	----------	-----

**Lap 19**

4	1:37.715	
10	1:37.919	02.049
18	1:39.480	04.979
34	1:39.183	05.877
28	1:39.211	06.770
8	1:38.891	07.130
21	1:39.136	08.332
15	1:39.611	09.960
19	1:39.557	10.807



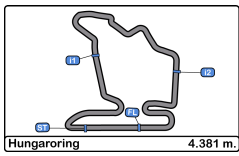


**Hungaroring**  
**Euroformula Open**  
**Race - 1**  
**Best Sectors Results**



Sector - 1				Sector - 2				Sector - 3				Ideal Lap vs Best Lap					
Clas	Nº	Driver	Time	Nº	Driver	Time	Nº	Driver	Time	Clas	Nº	Driver	Ideal Lap	Best Lap	Clas		
1	10	Bent Viscaal	36.381	4	Felipe Drugovich	34.413	4	Felipe Drugovich	26.774	1	4	Felipe Drugovich	1:37.595	1:37.715	1		
2	4	Felipe Drugovich	36.408	10	Bent Viscaal	34.613	10	Bent Viscaal	26.909	2	10	Bent Viscaal	1:37.903	1:37.919	2		
3	18	Marcos Siebert	36.583	8	Lukas Dunner	34.618	18	Marcos Siebert	26.995	3	18	Marcos Siebert	1:38.263	1:38.407	3		
4	28	Cameron Das	36.596	18	Marcos Siebert	34.685	34	Matheus Iorio	27.125	4	28	Cameron Das	1:38.492	1:38.662	5		
5	34	Matheus Iorio	36.604	28	Cameron Das	34.763	28	Cameron Das	27.133	5	34	Matheus Iorio	1:38.535	1:38.648	4		
6	21	Calan Williams	36.616	34	Matheus Iorio	34.806	15	Yves Baltas	27.138	6	8	Lukas Dunner	1:38.556	1:38.891	7		
7	8	Lukas Dunner	36.672	15	Yves Baltas	34.921	21	Calan Williams	27.168	7	21	Calan Williams	1:38.797	1:38.882	6		
8	12	Christian Hahn	36.714	12	Christian Hahn	34.926	19	Aldo Festante	27.230	8	15	Yves Baltas	1:38.862	1:39.114	8		
9	19	Aldo Festante	36.748	21	Calan Williams	35.013	8	Lukas Dunner	27.266	9	12	Christian Hahn	1:38.951	1:39.172	9		
10	15	Yves Baltas	36.803	19	Aldo Festante	35.385	12	Christian Hahn	27.311	10	19	Aldo Festante	1:39.363	1:39.489	10		
11	11	Alex Karkosik	36.819	77	Guilherme Samaia	36.628	11	Alex Karkosik	27.500	11	11	Alex Karkosik	1:41.155	1:46.937	12		
12	1	Leonard Hoogenboom	37.002	11	Alex Karkosik	36.836	1	Leonard Hoogenboom	27.531	12	1	Leonard Hoogenboom	1:41.603	1:42.308	11		
13	77	Guilherme Samaia	42.901	1	Leonard Hoogenboom	37.070	77	Guilherme Samaia	28.143	13	77	Guilherme Samaia	1:47.672	1:48.922	13		



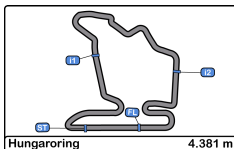


Hungaroring  
Euroformula Open  
Race - 1  
Leader Sequence



<u>Nº</u>	<u>Entrant</u>	<u>Nat</u>	<u>Driver</u>	<u>Nat</u>	<u>Cat</u>	<u>Chassis</u>	<u>Team</u>	<u>Start Lap</u>	<u>End Lap</u>	<u>Laps</u>	<u>Total Laps</u>
4	RP Motorsport	ITA	Felipe Drugovich	BRA		Dallara F312	RP Motorsport	1	19	19	19



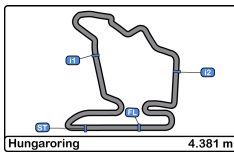


**Hungaroring**  
**Euroformula Open**  
**Race - 1**  
**Best 5 Lap Times**



Cls	Nº	Entrant	Nat	Driver	Nat	Cat	Cls	Chassis	Team	Best 1		Best 2		Best 3		Best 4		Best 5	
										Time	Lap	Time	Lap	Time	Lap	Time	Lap	Time	Lap
1	4	RP Motorsport	ITA	Felipe Drugovich	BRA			Dallara F312	RP Motorsport	<b>1:37.715</b>	19	1:37.884	8	1:37.911	12	1:37.911	13	1:37.934	18
2	10	RACE	ESP	Bent Viscaal	NLD	R	1	Dallara F312	Teo Martin Motorsport	<b>1:37.919</b>	19	1:38.352	7	1:38.361	10	1:38.383	18	1:38.407	11
3	18	Campos Racing	ESP	Marcos Siebert	ARG			Dallara F312	Campos Racing	<b>1:38.407</b>	13	1:38.550	10	1:38.565	12	1:38.656	14	1:38.777	18
4	34	Carlin Motorsport	GBR	Matheus Iorio	BRA			Dallara F312	Carlin Motorsport	<b>1:38.648</b>	13	1:38.686	14	1:38.930	11	1:39.068	9	1:39.176	18
5	28	Carlin Motorsport	GBR	Cameron Das	USA			Dallara F312	Carlin Motorsport	<b>1:38.662</b>	14	1:38.825	13	1:38.831	12	1:38.924	10	1:39.189	9
6	21	Fortec Motorsport	GBR	Calan Williams	AUS			Dallara F312	Fortec Motorsport	<b>1:38.882</b>	10	1:39.069	9	1:39.119	11	1:39.133	8	1:39.136	19
7	8	Drivex School	ESP	Lukas Dunner	AUT	R	2	Dallara F312	Drivex School	<b>1:38.891</b>	19	1:39.184	13	1:39.191	11	1:39.192	18	1:39.263	12
8	15	Campos Racing	ESP	Yves Baltas	USA	R	3	Dallara F312	Campos Racing	<b>1:39.114</b>	14	1:39.182	12	1:39.516	13	1:39.590	11	1:39.611	19
9	12	Drivex School	ESP	Christian Hahn	BRA			Dallara F312	Drivex School	<b>1:39.172</b>	11	1:39.253	10	1:39.267	13	1:39.281	12	1:39.570	7
10	19	Fortec Motorsport	GBR	Aldo Festante	ITA	R	4	Dallara F312	Fortec Motorsport	<b>1:39.489</b>	12	1:39.557	19	1:39.693	11	1:39.833	10	1:40.036	13
11	1	RP Motorsport	ITA	Leonard Hoogenboom	NLD	R	5	Dallara F312	RP Motorsport	<b>1:42.308</b>	3	1:43.220	2	1:48.468	7	1:49.064	1	1:49.328	6
12	11	Campos Racing	ESP	Alex Karkosik	POL			Dallara F312	Campos Racing	<b>1:46.937</b>	1								
13	77	RP Motorsport	ITA	Guilherme Samaia	BRA			Dallara F312	RP Motorsport	<b>1:48.922</b>	1								



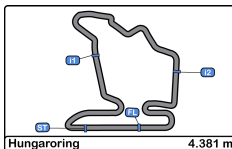


**Hungaroring**  
**Euroformula Open**  
**Race - 1**  
**Best 5 Top Speeds**



Cls	Nº	Entrant	Nat	Driver	Nat	Cat	Cls	Chassis	Team	Top 1		Top 2		Top 3		Top 4		Top 5		Avg
										Km/h	Lap	Km/h	Lap	Km/h	Lap	Km/h	Lap	Km/h	Lap	
1	1	RP Motorsport	ITA	Leonard Hoogenboom	NLD	R	1	Dallara F312	RP Motorsport	224.0	6	221.7	4	220.8	3	218.1	2	209.7	7	218.9
2	21	Fortec Motorsport	GBR	Calan Williams	AUS			Dallara F312	Fortec Motorsport	221.7	3	221.7	6	217.7	2	216.8	19	216.4	17	218.9
3	8	Drivex School	ESP	Lukas Dunner	AUT	R	2	Dallara F312	Drivex School	219.9	15	218.6	3	217.3	10	217.3	13	216.8	2	218.0
4	19	Fortec Motorsport	GBR	Aldo Festante	ITA	R	3	Dallara F312	Fortec Motorsport	219.0	3	216.8	17	216.0	18	216.0	19	215.5	2	216.7
5	12	Drivex School	ESP	Christian Hahn	BRA			Dallara F312	Drivex School	218.6	3	216.8	6	215.1	8	215.1	11	214.2	2	216.0
6	28	Carlin Motorsport	GBR	Cameron Das	USA			Dallara F312	Carlin Motorsport	218.1	6	217.7	17	216.8	11	216.4	3	215.5	2	216.9
7	34	Carlin Motorsport	GBR	Matheus Iorio	BRA			Dallara F312	Carlin Motorsport	218.1	6	216.4	3	215.5	18	215.1	17	214.7	11	216.0
8	18	Campos Racing	ESP	Marcos Siebert	ARG			Dallara F312	Campos Racing	217.7	17	216.4	6	216.4	18	216.0	19	215.1	3	216.3
9	15	Campos Racing	ESP	Yves Baltas	USA	R	4	Dallara F312	Campos Racing	216.4	17	216.0	18	216.0	19	214.7	6	214.7	7	215.5
10	10	RACE	ESP	Bent Viscaal	NLD	R	5	Dallara F312	Teo Martin Motorsport	215.5	2	215.5	6	215.5	8	215.5	11	215.1	3	215.4
11	4	RP Motorsport	ITA	Felipe Drugovich	BRA			Dallara F312	RP Motorsport	214.7	11	214.7	12	214.2	3	214.2	14	214.2	18	214.4
12	11	Campos Racing	ESP	Alex Karkosik	POL			Dallara F312	Campos Racing	213.8	2	180.6	1							197.2
13	77	RP Motorsport	ITA	Guilherme Samaia	BRA			Dallara F312	RP Motorsport	211.3	2	179.4	1							195.3





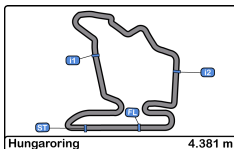
Hungaroring  
Euroformula Open  
Race - 1  
Fastest Laps Sequence



Lap	Time of Day	Session Time	Nº	Entrant	Nat	Driver	Nat	Cat	Chassis	Team	Time	Km/h
2	14:41:20.756	3:21.756	4	RP Motorsport	ITA	Felipe Drugovich	BRA		Dallara F312	RP Motorsport	<b>1:38.504</b>	160.1
6	14:50:09.542	12:10.542	4	RP Motorsport	ITA	Felipe Drugovich	BRA		Dallara F312	RP Motorsport	<b>1:38.352</b>	160.3
7	14:51:47.886	13:48.886	4	RP Motorsport	ITA	Felipe Drugovich	BRA		Dallara F312	RP Motorsport	<b>1:38.343</b>	160.3
8	14:53:25.770	15:26.770	4	RP Motorsport	ITA	Felipe Drugovich	BRA		Dallara F312	RP Motorsport	<b>1:37.884</b>	161.1
19	15:12:33.738	34:34.738	4	RP Motorsport	ITA	Felipe Drugovich	BRA		Dallara F312	RP Motorsport	<b>1:37.715</b>	161.4





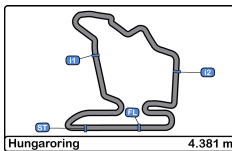


Hungaroring  
Euroformula Open  
Race - 1  
Event Best Maximum Speed



Nº	Entrant	Nat	Driver	Nat	Cat	Clas	Chassis	Team	Km/h	Session
1	RP Motorsport	ITA	Leonard Hoogenboom	NLD	R	1	Dallara F312	RP Motorsport	224.0	Race - 1
21	Fortec Motorsport	GBR	Calan Williams	AUS			Dallara F312	Fortec Motorsport	221.7	Race - 1
8	Drivex School	ESP	Lukas Dunner	AUT	R	2	Dallara F312	Drivex School	219.9	Race - 1
19	Fortec Motorsport	GBR	Aldo Festante	ITA	R	3	Dallara F312	Fortec Motorsport	219.0	Race - 1
12	Drivex School	ESP	Christian Hahn	BRA			Dallara F312	Drivex School	218.6	Race - 1
34	Carlin Motorsport	GBR	Matheus Iorio	BRA			Dallara F312	Carlin Motorsport	218.1	Race - 1
28	Carlin Motorsport	GBR	Cameron Das	USA			Dallara F312	Carlin Motorsport	218.1	Race - 1
18	Campos Racing	ESP	Marcos Siebert	ARG			Dallara F312	Campos Racing	217.7	Race - 1
4	RP Motorsport	ITA	Felipe Drugovich	BRA			Dallara F312	RP Motorsport	216.4	Qualifying - 1
15	Campos Racing	ESP	Yves Baltas	USA	R	4	Dallara F312	Campos Racing	216.4	Race - 1
10	RACE	ESP	Bent Viscaal	NLD	R	5	Dallara F312	Teo Martin Motorsport	216.0	Free Practice - 1
77	RP Motorsport	ITA	Guilherme Samaia	BRA			Dallara F312	RP Motorsport	215.1	Free Practice - 3
11	Campos Racing	ESP	Alex Karkosik	POL			Dallara F312	Campos Racing	215.1	Free Practice - 3





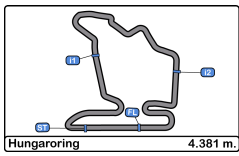
**Hungaroring**  
**Euroformula Open**  
**Race - 1**  
**Lap Chart**



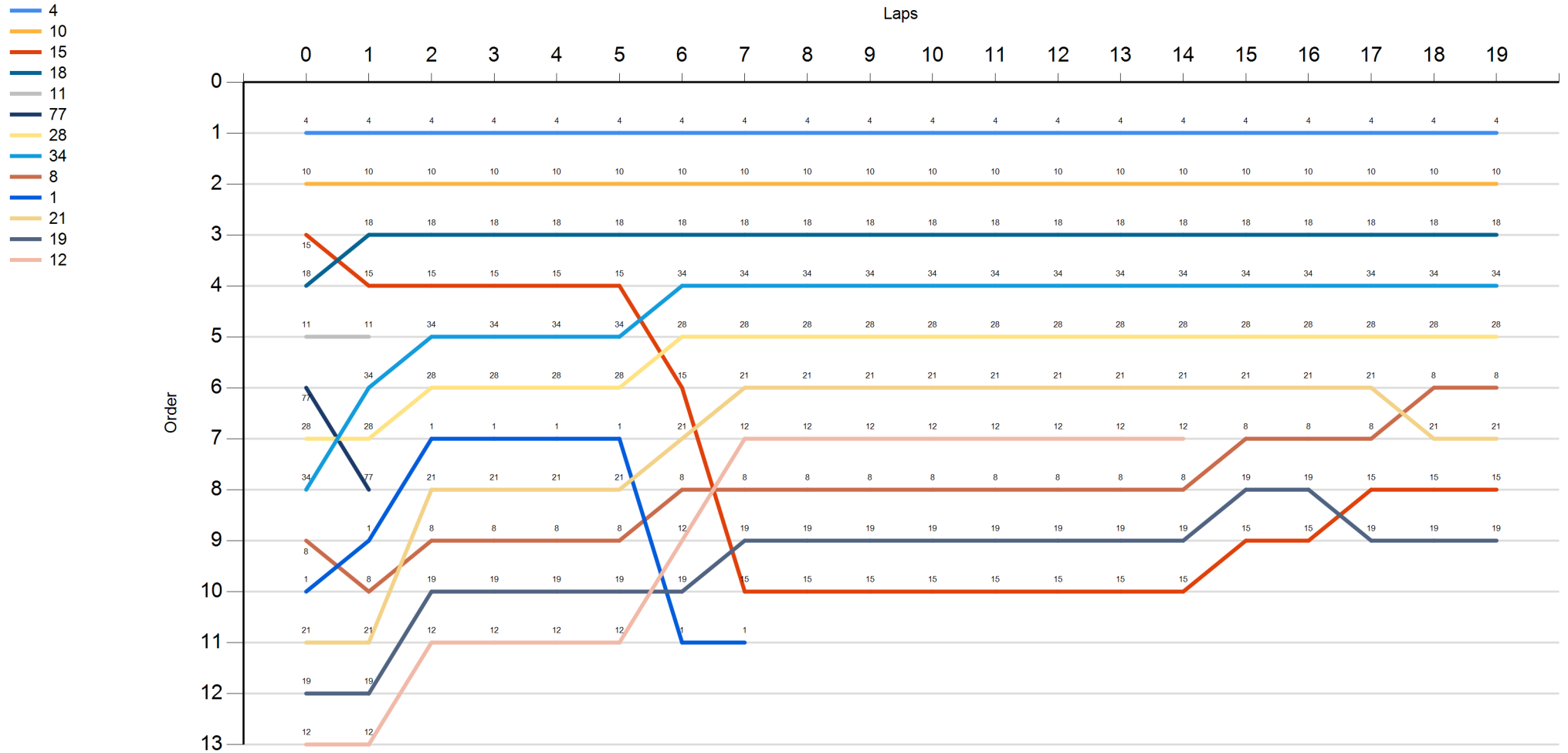
**LAP**

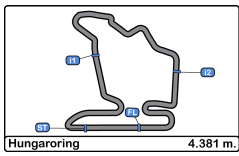
Nr	Po	Grid	1	2	3	4	5	6	7	8	9	10	11	12	13	14	15	16	17	18	19
4	<b>1</b>	4	4	4	4	4	4	4	4	4	4	4	4	4	4	4	4	4	4	4	4
10	<b>2</b>	10	10	10	10	10	10	10	10	10	10	10	10	10	10	10	10	10	10	10	10
15	<b>3</b>	15	18	18	18	18	18	18	18	18	18	18	18	18	18	18	18	18	18	18	18
18	<b>4</b>	18	15	15	15	15	15	34	34	34	34	34	34	34	34	34	34	34	34	34	34
11	<b>5</b>	11	11	34	34	34	34	28	28	28	28	28	28	28	28	28	28	28	28	28	28
77	<b>6</b>	77	34	28	28	28	28	15	21	21	21	21	21	21	21	21	21	21	21	8	8
28	<b>7</b>	28	28	1	1	1	1	21	12	12	12	12	12	12	12	12	8	8	8	21	21
34	<b>8</b>	34	77	21	21	21	21	8	8	8	8	8	8	8	8	8	19	19	15	15	15
8	<b>9</b>	8	1	8	8	8	8	12	19	19	19	19	19	19	19	19	15	15	19	19	19
1	<b>10</b>	1	8	19	19	19	19	19	15	15	15	15	15	15	15	15					
21	<b>11</b>	21	21	12	12	12	12	1	1												
19	<b>12</b>	19	19																		
12	<b>13</b>	12	12																		





**Hungaroring**  
**Euroformula Open**  
**Race - 1**  
**Graphic Lap Chart**





Hungaroring  
Euroformula Open  
Race - 1  
Pit Stop Analysis



<u>Nr.</u>	<u>In Day Time</u>	<u>Entrant</u>	<u>Nat</u>	<u>Driver</u>	<u>Nat</u>	<u>Cat</u>	<u>Chassis</u>	<u>Team</u>	<u>In Time</u>	<u>Stop N°</u>	<u>Pit Time</u>	<u>Handicap</u>	<u>Penalty</u>
15	14:51:56.962	Campos Racing	ESP	Yves Baltas	USA	R	Dallara F312	Campos Racing	13:58.286	1	24.630		

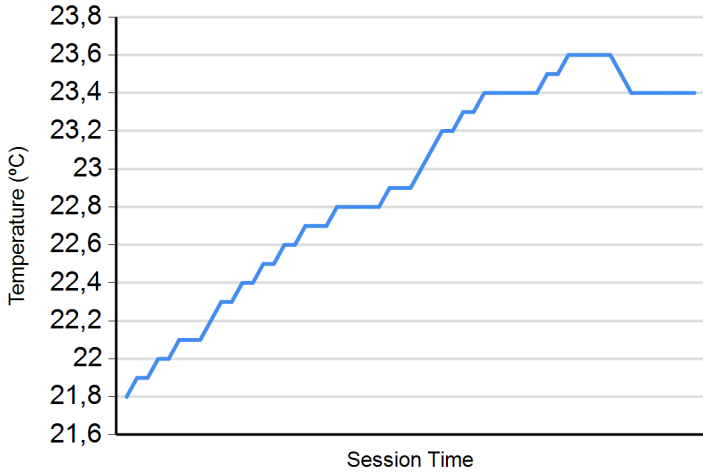




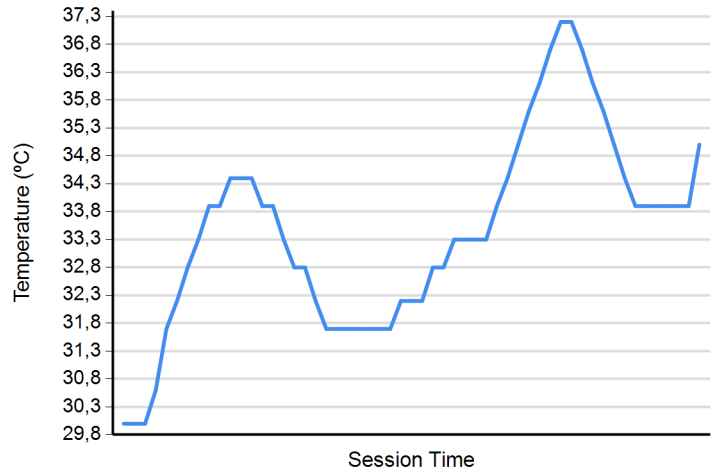
**Hungaroring**  
**Euroformula Open**  
**Race - 1**  
**Weather Report**



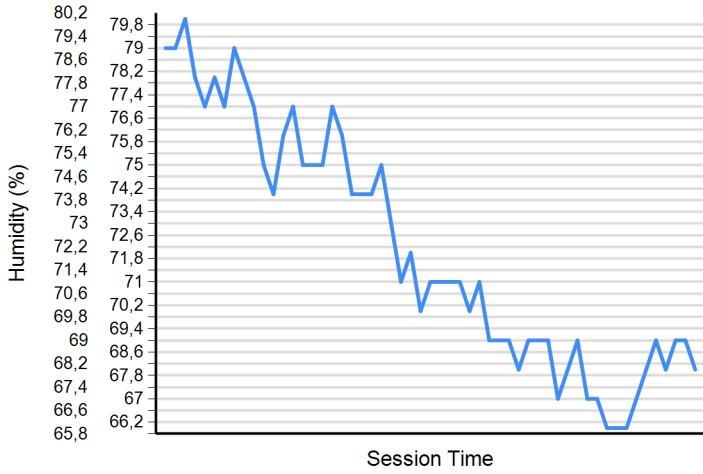
**Air Temperature**



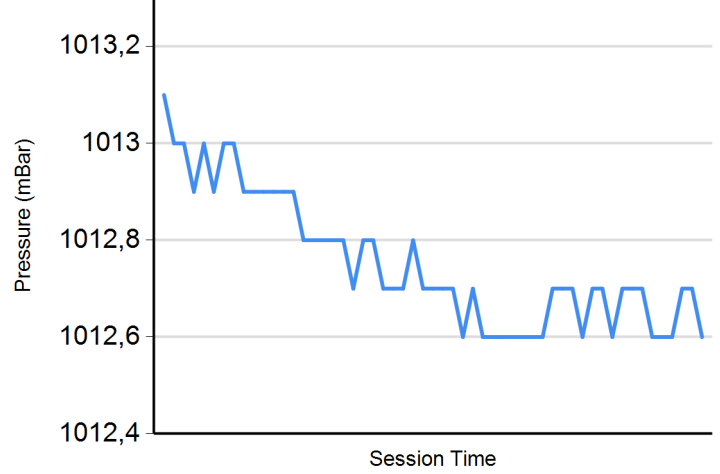
**Track Temperature**



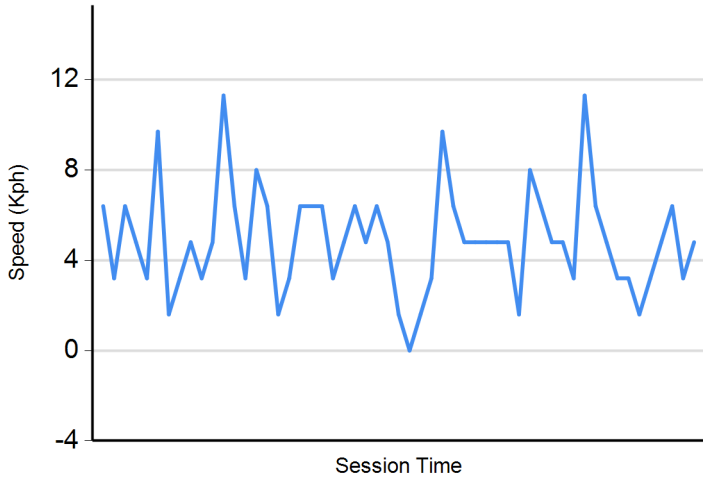
**Humidity**



**Pressure**



**Wind Speed**



**Wind direction**

North = 0°/360° Est = 90° South = 180° West = 270°

