

**Hungaroring**  
**Euroformula Open**  
**Race - 2**  
**Provisional Results**



Cls	Nº	Entrant	Nat	Driver	Nat	Cat	Cls	Chassis	Team	Laps	Total Time	Gap	Interval	Km/h	Best	Time	Km/h
1	4	RP Motorsport	ITA	Felipe Drugovich	BRA			Dallara F312	RP Motorsport	17	<b>27:53.972</b>			160.1	13	1:37.765	161.3
2	10	RACE	ESP	Bent Viscaal	NLD	R	1	Dallara F312	Teo Martin Motorsport	17	<b>27:59.225</b>	5.253	5.253	159.6	7	1:37.778	161.3
3	18	Campos Racing	ESP	Marcos Siebert	ARG			Dallara F312	Campos Racing	17	<b>28:06.193</b>	12.221	6.968	159.0	7	1:38.335	160.3
4	28	Carlin Motorsport	GBR	Cameron Das	USA			Dallara F312	Carlin Motorsport	17	<b>28:08.240</b>	14.268	2.047	158.8	14	1:38.619	159.9
5	34	Carlin Motorsport	GBR	Matheus Iorio	BRA			Dallara F312	Carlin Motorsport	17	<b>28:14.693</b>	20.721	6.453	158.2	7	1:38.806	159.6
6	11	Campos Racing	ESP	Alex Karkosik	POL			Dallara F312	Campos Racing	17	<b>28:16.637</b>	22.665	1.944	158.0	16	1:38.620	159.9
7	12	Drivex School	ESP	Christian Hahn	BRA			Dallara F312	Drivex School	17	<b>28:17.283</b>	23.311	0.646	157.9	15	1:38.426	160.2
8	8	Drivex School	ESP	Lukas Dunner	AUT	R	2	Dallara F312	Drivex School	17	<b>28:23.413</b>	29.441	6.130	157.3	13	1:38.432	160.2
9	1	RP Motorsport	ITA	Leonard Hoogenboom	NLD	R	3	Dallara F312	RP Motorsport	17	<b>28:26.398</b>	32.426	2.985	157.1	6	1:38.742	159.7
10	77	RP Motorsport	ITA	Guilherme Samaia	BRA			Dallara F312	RP Motorsport	17	<b>28:32.477</b>	38.505	6.079	156.5	7	1:39.304	158.8
11	21	Fortec Motorsport	GBR	Calan Williams	AUS			Dallara F312	Fortec Motorsport	17	<b>28:33.320</b>	39.348	0.843	156.4	7	1:39.250	158.9
12	15	Campos Racing	ESP	Yves Baltas	USA	R	4	Dallara F312	Campos Racing	17	<b>28:33.412</b>	39.440	0.092	156.4	9	1:39.278	158.8
13	19	Fortec Motorsport	GBR	Aldo Festante	ITA	R	5	Dallara F312	Fortec Motorsport	17	<b>28:40.345</b>	46.373	6.933	155.8	16	1:39.844	157.9

**Fastest lap Felipe Drugovich in 1:37.765 at 161.3 Km/h in lap 13**

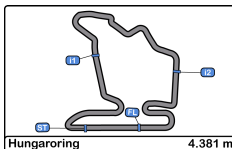
2 SECONDS TIME PENALTY CAR 12 TO ADD RACE TIME - TRACK LIMITS

Published at:.....

Track Temp: **46.7 °C**    Air Temp: **25.9 °C**    Humidity: **45 %**    Track Status: **DRY**

<b>Stewards:</b>	<b>Race Director:</b>	<b>Timekeeper:</b>





Hungaroring  
Euroformula Open  
Race - 2  
Provisional Results by Class



Cls	Nº	Entrant	Nat	Driver	Nat	Cat	Cls	Chassis	Team	Laps	Total Time	Gap	Interval	Km/h	Best	Time	Km/h
1	4	RP Motorsport	ITA	Felipe Drugovich	BRA			Dallara F312	RP Motorsport	17	<b>27:53.972</b>			160.1	13	1:37.765	161.3
2	18	Campos Racing	ESP	Marcos Siebert	ARG			Dallara F312	Campos Racing	17	<b>28:06.193</b>	12.221	12.221	159.0	7	1:38.335	160.3
3	28	Carlin Motorsport	GBR	Cameron Das	USA			Dallara F312	Carlin Motorsport	17	<b>28:08.240</b>	14.268	2.047	158.8	14	1:38.619	159.9
4	34	Carlin Motorsport	GBR	Matheus Iorio	BRA			Dallara F312	Carlin Motorsport	17	<b>28:14.693</b>	20.721	6.453	158.2	7	1:38.806	159.6
5	11	Campos Racing	ESP	Alex Karkosik	POL			Dallara F312	Campos Racing	17	<b>28:16.637</b>	22.665	1.944	158.0	16	1:38.620	159.9
6	12	Drivex School	ESP	Christian Hahn	BRA			Dallara F312	Drivex School	17	<b>28:17.283</b>	23.311	0.646	157.9	15	1:38.426	160.2
7	77	RP Motorsport	ITA	Guilherme Samaia	BRA			Dallara F312	RP Motorsport	17	<b>28:32.477</b>	38.505	15.194	156.5	7	1:39.304	158.8
8	21	Fortec Motorsport	GBR	Calan Williams	AUS			Dallara F312	Fortec Motorsport	17	<b>28:33.320</b>	39.348	0.843	156.4	7	1:39.250	158.9
<b>Rookie</b>																	
1	10	RACE	ESP	Bent Viscaal	NLD	R	1	Dallara F312	Teo Martin Motorsport	17	<b>27:59.225</b>			159.6	7	1:37.778	161.3
2	8	Drivex School	ESP	Lukas Dunner	AUT	R	2	Dallara F312	Drivex School	17	<b>28:23.413</b>	29.441	24.188	157.3	13	1:38.432	160.2
3	1	RP Motorsport	ITA	Leonard Hoogenboom	NLD	R	3	Dallara F312	RP Motorsport	17	<b>28:26.398</b>	32.426	2.985	157.1	6	1:38.742	159.7
4	15	Campos Racing	ESP	Yves Baltas	USA	R	4	Dallara F312	Campos Racing	17	<b>28:33.412</b>	39.440	7.014	156.4	9	1:39.278	158.8
5	19	Fortec Motorsport	GBR	Aldo Festante	ITA	R	5	Dallara F312	Fortec Motorsport	17	<b>28:40.345</b>	46.373	6.933	155.8	16	1:39.844	157.9

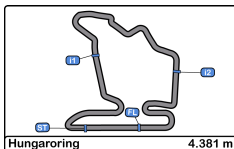
Fastest lap Felipe Drugovich in 1:37.765 at 161.3 Km/h in lap 13

Published at:.....

Track Temp: 46.7 °C    Air Temp: 25.9 °C    Humidity: 45 %    Track Status: DRY

Stewards:	Race Director:	Timekeeper: 
-----------	----------------	---





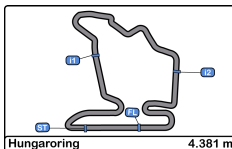
Hungaroring  
Euroformula Open  
Race - 2



Provisional Classification by Driver Fastest Lap

Clas	Nº	Entrant	Nat	Driver	Nat	Cat	Clas	Chassis	Team	Laps	Best	Time	Gap	Interval	Km/h
1	4	RP Motorsport	ITA	Felipe Drugovich	BRA			Dallara F312	RP Motorsport	17	13	1:37.765			161.3
2	10	RACE	ESP	Bent Viscaal	NLD	R	1	Dallara F312	Teo Martin Motorsport	17	7	1:37.778	0.013	0.013	161.3
3	18	Campos Racing	ESP	Marcos Siebert	ARG			Dallara F312	Campos Racing	17	7	1:38.335	0.570	0.557	160.3
4	12	Drivex School	ESP	Christian Hahn	BRA			Dallara F312	Drivex School	17	15	1:38.426	0.661	0.091	160.2
5	8	Drivex School	ESP	Lukas Dunner	AUT	R	2	Dallara F312	Drivex School	17	13	1:38.432	0.667	0.006	160.2
6	28	Carlin Motorsport	GBR	Cameron Das	USA			Dallara F312	Carlin Motorsport	17	14	1:38.619	0.854	0.187	159.9
7	11	Campos Racing	ESP	Alex Karkosik	POL			Dallara F312	Campos Racing	17	16	1:38.620	0.855	0.001	159.9
8	1	RP Motorsport	ITA	Leonard Hoogenboom	NLD	R	3	Dallara F312	RP Motorsport	17	6	1:38.742	0.977	0.122	159.7
9	34	Carlin Motorsport	GBR	Matheus Iorio	BRA			Dallara F312	Carlin Motorsport	17	7	1:38.806	1.041	0.064	159.6
10	21	Fortec Motorsport	GBR	Calan Williams	AUS			Dallara F312	Fortec Motorsport	17	7	1:39.250	1.485	0.444	158.9
11	15	Campos Racing	ESP	Yves Baltas	USA	R	4	Dallara F312	Campos Racing	17	9	1:39.278	1.513	0.028	158.8
12	77	RP Motorsport	ITA	Guilherme Samaia	BRA			Dallara F312	RP Motorsport	17	7	1:39.304	1.539	0.026	158.8
13	19	Fortec Motorsport	GBR	Aldo Festante	ITA	R	5	Dallara F312	Fortec Motorsport	17	16	1:39.844	2.079	0.540	157.9





**Hungaroring**  
**Euroformula Open**  
**Race - 2**  
**Distance and Speed Average**



Clas	Nº	Entrant	Nat	Driver	Nat	Cat	Clas	Chassis	Team	Laps	Distance	Total Time	Km/h
1	4	RP Motorsport	ITA	Felipe Drugovich	BRA			Dallara F312	RP Motorsport	17	74.47	27:53.972	160.1
2	10	RACE	ESP	Bent Viscaal	NLD	R	1	Dallara F312	Teo Martin Motorsport	17	74.47	27:59.225	159.6
3	18	Campos Racing	ESP	Marcos Siebert	ARG			Dallara F312	Campos Racing	17	74.47	28:06.193	159.0
4	28	Carlin Motorsport	GBR	Cameron Das	USA			Dallara F312	Carlin Motorsport	17	74.47	28:08.240	158.8
5	34	Carlin Motorsport	GBR	Matheus Iorio	BRA			Dallara F312	Carlin Motorsport	17	74.47	28:14.693	158.2
6	11	Campos Racing	ESP	Alex Karkosik	POL			Dallara F312	Campos Racing	17	74.47	28:16.637	158.0
7	12	Drivex School	ESP	Christian Hahn	BRA			Dallara F312	Drivex School	17	74.47	28:17.283	157.9
8	8	Drivex School	ESP	Lukas Dunner	AUT	R	2	Dallara F312	Drivex School	17	74.47	28:23.413	157.3
9	1	RP Motorsport	ITA	Leonard Hoogenboom	NLD	R	3	Dallara F312	RP Motorsport	17	74.47	28:26.398	157.1
10	77	RP Motorsport	ITA	Guilherme Samaia	BRA			Dallara F312	RP Motorsport	17	74.47	28:32.477	156.5
11	21	Fortec Motorsport	GBR	Calan Williams	AUS			Dallara F312	Fortec Motorsport	17	74.47	28:33.320	156.4
12	15	Campos Racing	ESP	Yves Baltas	USA	R	4	Dallara F312	Campos Racing	17	74.47	28:33.412	156.4
13	19	Fortec Motorsport	GBR	Aldo Festante	ITA	R	5	Dallara F312	Fortec Motorsport	17	74.47	28:40.345	155.8





**Hungaroring**  
**Euroformula Open**  
**Race - 2**  
**Lap Analysis**



**1** Leonard Hoogenboom R Dallara F312 **8** Lukas Dunner R Dallara F312  
 RP Motorsport Drivex School

Lap D	Time	Sector 1	Sector 2	Sector 3	T. Spd	Elapsed	Lap D	Time	Sector 1	Sector 2	Sector 3	T. Spd	Elapsed
1	1:48.351	43.177	37.274	27.900	183.3	1:48.351	1	1:47.050	42.940	36.343	27.767	177.0	1:47.050
2	1:42.133	37.598	36.595	27.940	213.4	3:30.484	2	1:44.362	39.024	37.488	27.850	217.7	3:31.412
3	1:40.200	37.443	35.361	27.396	213.4	5:10.684	3	1:40.626	37.138	35.922	27.566	214.2	5:12.038
4	1:39.316	36.944	35.023	27.349	213.4	6:50.000	4	1:39.377	36.794	35.219	27.364	215.5	6:51.415
5	1:38.929	36.746	34.925	27.258	215.1	8:28.929	5	1:38.943	36.794	34.948	27.201	216.0	8:30.358
6	<b>1:38.742</b>	36.631	34.938	27.173	215.1	10:07.671	6	1:38.879	36.730	34.954	27.195	216.4	10:09.237
7	1:38.806	36.684	34.890	27.232	215.1	11:46.477	7	1:38.875	<b>36.670</b>	34.861	27.344	216.4	11:48.112
8	1:38.791	36.679	<b>34.850</b>	27.262	214.7	13:25.268	8	1:40.830	36.725	35.357	28.748	216.0	13:28.942
9	1:38.757	36.648	34.859	27.250	214.7	15:04.025	9	1:38.911	36.894	34.761	27.256	210.1	15:07.853
10	1:38.896	36.614	34.996	27.286	214.2	16:42.921	10	1:38.601	36.745	34.668	27.188	212.1	16:46.454
11	1:39.005	36.702	35.100	27.203	215.5	18:21.926	11	1:38.580	36.789	34.645	27.146	213.0	18:25.034
12	1:38.934	36.806	34.959	<b>27.169</b>	214.7	20:00.860	12	1:38.542	36.680	34.788	<b>27.074</b>	213.0	20:03.576
13	1:38.838	<b>36.558</b>	35.014	27.266	216.8	21:39.698	13	<b>1:38.432</b>	36.714	<b>34.486</b>	27.232	214.7	21:42.008
14	1:39.928	36.690	35.045	28.193	216.4	23:19.626	14	1:39.053	36.761	34.811	27.481	213.0	23:21.061
15	1:42.734	37.748	36.877	28.109	216.0	25:02.360	15	1:41.621	36.802	36.577	28.242	213.8	25:02.682
16	1:41.677	37.141	36.655	27.881	214.7	26:44.037	16	1:41.573	36.988	36.913	27.672	216.8	26:44.255
17	1:42.361	37.851	36.397	28.113	213.4	28:26.398	17	1:39.158	37.309	34.766	27.083	216.4	28:23.413

**4** Felipe Drugovich Dallara F312 **10** Bent Viscaal R Dallara F312  
 RP Motorsport Teo Martin Motorsport

Lap D	Time	Sector 1	Sector 2	Sector 3	T. Spd	Elapsed	Lap D	Time	Sector 1	Sector 2	Sector 3	T. Spd	Elapsed
1	1:43.462	41.211	35.100	27.151	176.7	1:43.462	1	1:44.087	41.523	35.276	27.288	173.6	1:44.087
2	1:38.773	36.901	34.924	26.948	210.5	3:22.235	2	1:38.919	36.724	35.059	27.136	214.7	3:23.006
3	1:38.454	36.729	34.754	26.971	210.9	5:00.689	3	1:38.421	36.564	34.746	27.111	213.8	5:01.427
4	1:38.202	36.601	34.610	26.991	211.3	6:38.891	4	1:38.301	36.587	34.646	27.068	215.1	6:39.728
5	1:37.957	36.539	34.600	26.818	212.5	8:16.848	5	1:38.647	36.540	34.542	27.565	215.5	8:18.375
6	1:37.812	36.582	<b>34.422</b>	26.808	213.0	9:54.660	6	1:38.681	36.613	34.914	27.154	215.5	9:57.056
7	1:37.970	36.450	34.666	26.854	213.4	11:32.630	7	<b>1:37.778</b>	36.477	<b>34.386</b>	<b>26.915</b>	214.7	11:34.834
8	1:38.133	<b>36.439</b>	34.764	26.930	213.4	13:10.763	8	1:38.042	<b>36.425</b>	34.548	27.069	215.1	13:12.876
9	1:38.116	36.557	34.654	26.905	211.7	14:48.879	9	1:38.705	36.638	34.810	27.257	213.4	14:51.581
10	1:38.177	36.648	34.639	26.890	211.3	16:27.056	10	1:38.793	36.703	35.000	27.090	212.1	16:30.374
11	1:38.166	36.583	34.583	27.000	212.5	18:05.222	11	1:38.756	36.639	34.752	27.365	214.7	18:09.130
12	1:38.451	36.623	34.768	27.060	212.1	19:43.673	12	1:38.502	36.658	34.743	27.101	212.5	19:47.632
13	<b>1:37.765</b>	36.495	34.442	26.828	213.4	21:21.438	13	1:38.237	36.553	34.642	27.042	213.8	21:25.869
14	1:37.941	36.518	34.543	26.880	212.1	22:59.379	14	1:38.227	36.511	34.670	27.046	213.4	23:04.096
15	1:37.962	36.552	34.621	<b>26.789</b>	211.7	24:37.341	15	1:38.613	36.469	35.147	26.997	213.0	24:42.709
16	1:38.206	36.459	34.766	26.981	212.1	26:15.547	16	1:38.439	36.516	34.729	27.194	213.4	26:21.148
17	1:38.425	36.526	34.812	27.087	211.7	27:53.972	17	1:38.077	36.509	34.582	26.986	212.1	27:59.225





**Hungaroring**  
**Euroformula Open**  
**Race - 2**  
**Lap Analysis**



**11** Alex Karkosik Dallara F312 **15** Yves Baltas R Dallara F312

Campos Racing

Campos Racing

Lap D	Time	Sector 1	Sector 2	Sector 3	T. Spd	Elapsed	Lap D	Time	Sector 1	Sector 2	Sector 3	T. Spd	Elapsed
1	1:48.705	43.368	37.571	27.766	191.1	1:48.705	1	1:50.157	44.222	37.921	28.014	188.1	1:50.157
2	1:42.103	37.355	37.020	27.728	217.3	3:30.808	2	1:42.775	37.044	37.769	27.962	216.4	3:32.932
3	1:40.540	37.268	35.956	27.316	216.8	5:11.348	3	1:40.822	37.050	35.990	27.782	215.5	5:13.754
4	1:39.409	36.850	35.362	27.197	215.5	6:50.757	4	1:40.381	36.934	35.804	27.643	216.4	6:54.135
5	1:38.924	36.667	35.058	27.199	215.1	8:29.681	5	1:41.172	37.533	35.699	27.940	219.9	8:35.307
6	1:38.770	36.628	35.087	27.055	215.5	10:08.451	6	1:39.546	36.757	35.456	27.333	214.7	10:14.853
7	1:38.892	36.635	35.007	27.250	216.4	11:47.343	7	1:39.662	36.728	35.600	27.334	215.5	11:54.515
8	1:38.883	36.555	35.069	27.259	215.5	13:26.226	8	1:40.065	36.880	35.402	27.783	213.0	13:34.580
9	1:38.747	36.555	34.891	27.301	214.7	15:04.973	9	1:39.278	36.833	35.178	27.267	212.1	15:13.858
10	1:38.768	36.539	35.049	27.180	214.2	16:43.741	10	1:39.624	36.837	35.165	27.622	213.0	16:53.482
11	1:38.981	36.609	35.076	27.296	216.8	18:22.722	11	1:40.139	36.979	35.677	27.483	214.2	18:33.621
12	1:38.915	36.615	35.237	27.063	214.7	20:01.637	12	1:40.014	36.829	35.709	27.476	216.8	20:13.635
13	1:39.080	36.614	35.210	27.256	216.4	21:40.717	13	1:39.548	36.833	35.330	27.385	216.4	21:53.183
14	1:39.104	36.708	35.195	27.201	212.5	23:19.821	14	1:39.902	37.048	35.260	27.594	214.2	23:33.085
15	1:38.929	36.798	35.071	27.060	221.3	24:58.750	15	1:40.378	36.828	35.619	27.931	214.7	25:13.463
16	1:38.620	36.532	34.929	27.159	213.4	26:37.370	16	1:39.702	36.775	35.476	27.451	215.5	26:53.165
17	1:39.267	37.036	35.025	27.206	213.4	28:16.637	17	1:40.247	36.819	35.738	27.690	216.0	28:33.412

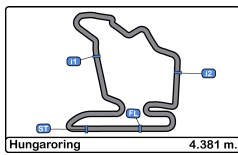
**12** Christian Hahn Dallara F312 **18** Marcos Siebert Dallara F312

Drivex School

Campos Racing

Lap D	Time	Sector 1	Sector 2	Sector 3	T. Spd	Elapsed	Lap D	Time	Sector 1	Sector 2	Sector 3	T. Spd	Elapsed
1	1:47.688	43.213	36.821	27.654	185.2	1:47.688	1	1:45.421	42.098	35.774	27.549	184.6	1:45.421
2	1:40.228	37.176	35.319	27.733	213.0	3:27.916	2	1:39.312	36.847	35.048	27.417	213.8	3:24.733
3	1:39.470	36.728	35.231	27.511	213.8	5:07.386	3	1:39.064	36.782	35.049	27.233	213.4	5:03.797
4	1:39.343	36.787	35.033	27.523	214.7	6:46.729	4	1:38.806	36.712	34.897	27.197	213.4	6:42.603
5	1:39.134	36.689	34.864	27.581	215.5	8:25.863	5	1:38.674	36.732	34.680	27.262	215.1	8:21.277
6	1:38.802	36.621	34.753	27.428	214.7	10:04.665	6	1:38.813	36.653	34.970	27.190	213.8	10:00.090
7	1:39.016	36.693	34.861	27.462	216.8	11:43.681	7	1:38.335	36.461	34.945	26.929	214.7	11:38.425
8	1:38.962	36.590	34.745	27.627	215.5	13:22.643	8	1:38.504	36.615	34.789	27.100	215.1	13:16.929
9	1:39.112	36.531	35.043	27.538	213.8	15:01.755	9	1:38.512	36.574	34.933	27.005	213.4	14:55.441
10	1:39.944	36.606	35.376	27.962	213.8	16:41.699	10	1:38.630	36.749	34.790	27.091	212.1	16:34.071
11	1:39.029	36.650	34.982	27.397	214.2	18:20.728	11	1:38.608	36.731	34.752	27.125	213.8	18:12.679
12	1:39.085	36.603	34.925	27.557	215.1	19:59.813	12	1:39.018	36.720	35.040	27.258	213.8	19:51.697
13	1:39.243	36.952	34.854	27.437	215.1	21:39.056	13	1:38.560	36.526	34.910	27.124	214.2	21:30.257
14	1:39.765	36.592	35.065	28.108	214.2	23:18.821	14	1:38.979	36.595	35.011	27.373	213.8	23:09.236
15	1:38.426	36.671	34.641	27.114	212.5	24:57.247	15	1:38.696	36.738	34.834	27.124	212.1	24:47.932
16	1:38.949	36.509	34.909	27.531	214.2	26:36.196	16	1:39.012	36.781	34.993	27.238	213.0	26:26.944
17	1:39.087	36.917	34.870	27.300	213.8	28:15.283	17	1:39.249	36.785	34.970	27.494	212.5	28:06.193





**Hungaroring**  
**Euroformula Open**  
**Race - 2**  
**Lap Analysis**



**19** Aldo Festante R Dallara F312 **28** Cameron Das Dallara F312  
 Fortec Motorsport Carlin Motorsport

Lap D	Time	Sector 1	Sector 2	Sector 3	T. Spd	Elapsed	Lap D	Time	Sector 1	Sector 2	Sector 3	T. Spd	Elapsed
1	1:51.148	44.493	38.371	28.284	188.4	1:51.148	1	1:45.883	42.344	35.985	27.554	177.9	1:45.883
2	1:42.674	37.206	37.256	28.212	213.8	3:33.822	2	1:39.574	36.862	35.247	27.465	215.5	3:25.457
3	1:40.800	37.169	35.939	27.692	211.7	5:14.622	3	1:39.332	36.792	35.161	27.379	214.2	5:04.789
4	1:40.249	37.016	35.624	27.609	215.1	6:54.871	4	1:39.048	36.682	34.992	27.374	213.8	6:43.837
5	1:41.130	36.906	36.452	27.772	216.0	8:36.001	5	1:38.680	36.671	34.776	27.233	215.1	8:22.517
6	1:40.131	36.878	35.728	27.525	216.8	10:16.132	6	1:38.868	36.659	34.941	27.268	214.7	10:01.385
7	1:40.254	36.864	35.729	27.661	215.1	11:56.386	7	1:38.701	36.545	34.890	27.266	214.2	11:40.086
8	1:40.771	36.833	35.461	28.477	215.1	13:37.157	8	1:38.791	36.528	34.787	27.476	214.7	13:18.877
9	1:40.459	37.003	35.814	27.642	212.1	15:17.616	9	1:38.660	36.642	34.848	27.170	211.7	14:57.537
10	1:40.730	37.006	36.105	27.619	213.0	16:58.346	10	1:38.743	36.685	34.824	27.234	212.1	16:36.280
11	1:40.418	37.076	35.687	27.655	213.8	18:38.764	11	1:38.864	36.686	34.946	27.232	213.4	18:15.144
12	1:40.270	36.997	35.690	27.583	213.8	20:19.034	12	1:39.031	36.709	35.102	27.220	212.1	19:54.175
13	1:39.886	36.763	35.578	27.545	213.8	21:58.920	13	1:38.826	36.606	35.009	27.211	213.4	21:33.001
14	1:40.124	36.949	35.669	27.506	213.0	23:39.044	14	1:38.619	36.651	34.909	27.059	212.1	23:11.620
15	1:40.127	36.866	35.743	27.518	213.8	25:19.171	15	1:38.684	36.657	34.954	27.073	213.0	24:50.304
16	1:39.844	36.813	35.668	27.363	213.0	26:59.015	16	1:39.174	36.637	35.234	27.303	212.1	26:29.478
17	1:41.330	36.822	36.214	28.294	212.5	28:40.345	17	1:38.762	36.741	34.932	27.089	211.3	28:08.240

**21** Calan Williams Dallara F312 **34** Matheus Iorio Dallara F312  
 Fortec Motorsport Carlin Motorsport

Lap D	Time	Sector 1	Sector 2	Sector 3	T. Spd	Elapsed	Lap D	Time	Sector 1	Sector 2	Sector 3	T. Spd	Elapsed
1	1:49.690	43.941	37.692	28.057	188.8	1:49.690	1	1:46.791	42.496	36.370	27.925	179.7	1:46.791
2	1:42.778	36.949	37.874	27.955	217.7	3:32.468	2	1:40.446	37.418	35.473	27.555	212.5	3:27.237
3	1:40.774	36.867	36.052	27.855	215.5	5:13.242	3	1:39.563	36.930	35.291	27.342	212.1	5:06.800
4	1:40.620	36.888	35.770	27.962	219.0	6:53.862	4	1:39.201	36.823	35.132	27.246	212.5	6:46.001
5	1:39.995	37.577	35.110	27.308	217.3	8:33.857	5	1:39.076	36.706	35.126	27.244	213.4	8:25.077
6	1:39.308	36.595	35.281	27.432	217.3	10:13.165	6	1:39.098	36.702	35.002	27.394	213.4	10:04.175
7	1:39.250	36.729	35.182	27.339	218.6	11:52.415	7	1:38.806	36.699	34.890	27.217	213.0	11:42.981
8	1:39.705	36.731	35.370	27.604	218.6	13:32.120	8	1:38.862	36.609	35.036	27.217	213.4	13:21.843
9	1:39.774	36.616	35.518	27.640	216.0	15:11.894	9	1:39.303	36.795	35.127	27.381	212.1	15:01.146
10	1:40.498	36.660	35.559	28.279	217.3	16:52.392	10	1:39.834	36.947	35.371	27.516	211.3	16:40.980
11	1:40.610	37.270	35.780	27.560	219.5	18:33.002	11	1:39.043	36.796	35.058	27.189	212.1	18:20.023
12	1:39.797	36.843	35.453	27.501	217.3	20:12.799	12	1:39.282	36.747	35.142	27.393	212.1	19:59.305
13	1:39.710	36.862	35.361	27.487	217.3	21:52.509	13	1:39.079	36.733	35.201	27.145	213.0	21:38.384
14	1:39.772	36.720	35.559	27.493	216.0	23:32.281	14	1:39.244	36.653	35.240	27.351	211.7	23:17.628
15	1:40.500	36.647	36.235	27.618	216.4	25:12.781	15	1:38.887	36.684	35.092	27.111	211.7	24:56.515
16	1:39.804	36.668	35.647	27.489	217.7	26:52.585	16	1:39.024	36.631	35.129	27.264	211.7	26:35.539
17	1:40.735	36.688	35.962	28.085	216.0	28:33.320	17	1:39.154	36.710	35.191	27.253	210.5	28:14.693





**Hungaroring**  
**Euroformula Open**  
**Race - 2**  
**Lap Analysis**



**77**

Guilherme Samaia

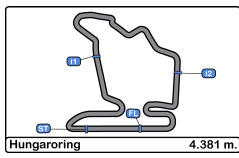
Dallara F312

RP Motorsport

Lap	D	Time	Sector 1	Sector 2	Sector 3	T. Spd	Elapsed
1		1:49.256	43.567	37.796	27.893	184.6	1:49.256
2		1:42.552	37.004	37.827	27.721	214.7	3:31.808
3		1:41.089	37.251	35.972	27.866	217.3	5:12.897
4		1:40.485	36.869	35.931	27.685	215.5	6:53.382
5		1:39.550	36.832	35.284	27.434	215.5	8:32.932
6		1:39.698	36.813	35.513	27.372	215.1	10:12.630
7		<b>1:39.304</b>	<b>36.662</b>	35.271	27.371	215.1	11:51.934
8		1:39.601	36.840	<b>35.224</b>	27.537	213.8	13:31.535
9		1:39.861	36.901	35.365	27.595	213.0	15:11.396
10		1:40.709	36.802	35.730	28.177	213.4	16:52.105
11		1:40.409	37.396	35.595	27.418	213.4	18:32.514
12		1:39.619	36.931	35.330	27.358	213.0	20:12.133
13		1:39.774	36.897	35.574	<b>27.303</b>	213.8	21:51.907
14		1:39.827	36.901	35.611	27.315	211.7	23:31.734
15		1:40.439	36.921	36.185	27.333	212.5	25:12.173
16		1:39.901	36.882	35.560	27.459	212.5	26:52.074
17		1:40.403	36.929	35.864	27.610	211.3	28:32.477







**Hungaroring**  
**Euroformula Open**  
**Race - 2**  
**Analysis by Lap**



Num	Lap Time	Gap
<b>Lap 1</b>		
4	1:43.462	
10	1:44.087	00.625
18	1:45.421	01.959
28	1:45.883	02.421
34	1:46.791	03.329
8	1:47.050	03.588
12	1:47.688	04.226
1	1:48.351	04.889
11	1:48.705	05.243
77	1:49.256	05.794
21	1:49.690	06.228
15	1:50.157	06.695
19	1:51.148	07.686
Num	Lap Time	Gap
<b>Lap 2</b>		
4	1:38.773	
10	1:38.919	00.771
18	1:39.312	02.498
28	1:39.574	03.222
34	1:40.446	05.002
12	1:40.228	05.681
1	1:42.133	08.249
11	1:42.103	08.573
8	1:44.362	09.177
77	1:42.552	09.573
21	1:42.778	10.233
15	1:42.775	10.697
19	1:42.674	11.587
Num	Lap Time	Gap
<b>Lap 3</b>		
4	1:38.454	
10	1:38.421	00.738
18	1:39.064	03.108
28	1:39.332	04.100
34	1:39.563	06.111
12	1:39.470	06.697
1	1:40.200	09.995
11	1:40.540	10.659
8	1:40.626	11.349

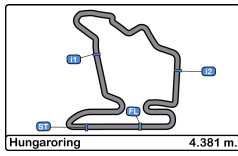
77	1:41.089	12.208
21	1:40.774	12.553
15	1:40.822	13.065
19	1:40.800	13.933
Num	Lap Time	Gap
<b>Lap 4</b>		
4	1:38.202	
10	1:38.301	00.837
18	1:38.806	03.712
28	1:39.048	04.946
34	1:39.201	07.110
12	1:39.343	07.838
1	1:39.316	11.109
11	1:39.409	11.866
8	1:39.377	12.524
77	1:40.485	14.491
21	1:40.620	14.971
15	1:40.381	15.244
19	1:40.249	15.980
Num	Lap Time	Gap
<b>Lap 5</b>		
4	1:37.957	
10	1:38.647	01.527
18	1:38.674	04.429
28	1:38.680	05.669
34	1:39.076	08.229
12	1:39.134	09.015
1	1:38.929	12.081
11	1:38.924	12.833
8	1:38.943	13.510
77	1:39.550	16.084
21	1:39.995	17.009
15	1:41.172	18.459
19	1:41.130	19.153
Num	Lap Time	Gap
<b>Lap 6</b>		
4	1:37.812	
10	1:38.681	02.396
18	1:38.813	05.430
28	1:38.868	06.725
34	1:39.098	09.515

12	1:38.802	10.005
1	1:38.742	13.011
11	1:38.770	13.791
8	1:38.879	14.577
77	1:39.698	17.970
21	1:39.308	18.505
15	1:39.546	20.193
19	1:40.131	21.472
Num	Lap Time	Gap
<b>Lap 7</b>		
4	1:37.970	
10	1:37.778	02.204
18	1:38.335	05.795
28	1:38.701	07.456
34	1:38.806	10.351
12	1:39.016	11.051
1	1:38.806	13.847
11	1:38.892	14.713
8	1:38.875	15.482
77	1:39.304	19.304
21	1:39.250	19.785
15	1:39.662	21.885
19	1:40.254	23.756
Num	Lap Time	Gap
<b>Lap 8</b>		
4	1:38.133	
10	1:38.042	02.113
18	1:38.504	06.166
28	1:38.791	08.114
34	1:38.862	11.080
12	1:38.962	11.880
1	1:38.791	14.505
11	1:38.883	15.463
8	1:40.830	18.179
77	1:39.601	20.772
21	1:39.705	21.357
15	1:40.065	23.817
19	1:40.771	26.394
Num	Lap Time	Gap
<b>Lap 9</b>		
4	1:38.116	

10	1:38.705	02.702
18	1:38.512	06.562
28	1:38.660	08.658
34	1:39.303	12.267
12	1:39.112	12.876
1	1:38.757	15.146
11	1:38.747	16.094
8	1:38.911	18.974
77	1:39.861	22.517
21	1:39.774	23.015
15	1:39.278	24.979
19	1:40.459	28.737
Num	Lap Time	Gap
<b>Lap 10</b>		
4	1:38.177	
10	1:38.793	03.318
18	1:38.630	07.015
28	1:38.743	09.224
34	1:39.834	13.924
12	1:39.944	14.643
1	1:38.896	15.865
11	1:38.768	16.685
8	1:38.601	19.398
77	1:40.709	25.049
21	1:40.498	25.336
15	1:39.624	26.426
19	1:40.730	31.290
Num	Lap Time	Gap
<b>Lap 11</b>		
4	1:38.166	
10	1:38.756	03.908
18	1:38.608	07.457
28	1:38.864	09.922
34	1:39.043	14.801
12	1:39.029	15.506
1	1:39.005	16.704
11	1:38.981	17.500
8	1:38.580	19.812
77	1:40.409	27.292
21	1:40.610	27.780
15	1:40.139	28.399

Num	Lap Time	Gap
19	1:40.418	33.542
<b>Lap 12</b>		
4	1:38.451	
10	1:38.502	03.959
18	1:39.018	08.024
28	1:39.031	10.502
34	1:39.282	15.632
12	1:39.085	16.140
1	1:38.934	17.187
11	1:38.915	17.964
8	1:38.542	19.903
77	1:39.619	28.460
21	1:39.797	29.126
15	1:40.014	29.962
19	1:40.270	35.361
Num	Lap Time	Gap
<b>Lap 13</b>		
4	1:37.765	
10	1:38.237	04.431
18	1:38.560	08.819
28	1:38.826	11.563
34	1:39.079	16.946
12	1:39.243	17.618
1	1:38.838	18.260
11	1:39.080	19.279
8	1:38.432	20.570
77	1:39.774	30.469
21	1:39.710	31.071
15	1:39.548	31.745
19	1:39.886	37.482
Num	Lap Time	Gap
<b>Lap 14</b>		
4	1:37.941	
10	1:38.227	04.717
18	1:38.979	09.857
28	1:38.619	12.241
34	1:39.244	18.249
12	1:39.765	19.442
1	1:39.928	20.247
11	1:39.104	20.442





**Hungaroring**  
**Euroformula Open**  
**Race - 2**  
**Analysis by Lap**



8	1:39.053	21.682	34	1:39.154	20.721
77	1:39.827	32.355	12	1:39.087	21.311
21	1:39.772	32.902	11	1:39.267	22.665
15	1:39.902	33.706	8	1:39.158	29.441
19	1:40.124	39.665	1	1:42.361	32.426

Num	Lap Time	Gap	Num	Lap Time	Gap
77	1:40.403	38.505			

**Lap 15**

4	1:37.962		21	1:40.735	39.348
10	1:38.613	05.368	15	1:40.247	39.440
18	1:38.696	10.591	19	1:41.330	46.373
28	1:38.684	12.963			
34	1:38.887	19.174			
12	1:38.426	19.906			
11	1:38.929	21.409			
1	1:42.734	25.019			
8	1:41.621	25.341			
77	1:40.439	34.832			
21	1:40.500	35.440			
15	1:40.378	36.122			
19	1:40.127	41.830			

Num	Lap Time	Gap
-----	----------	-----

**Lap 16**

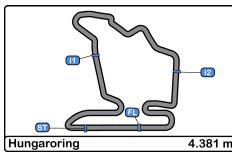
4	1:38.206	
10	1:38.439	05.601
18	1:39.012	11.397
28	1:39.174	13.931
34	1:39.024	19.992
12	1:38.949	20.649
11	1:38.620	21.823
1	1:41.677	28.490
8	1:41.573	28.708
77	1:39.901	36.527
21	1:39.804	37.038
15	1:39.702	37.618
19	1:39.844	43.468

Num	Lap Time	Gap
-----	----------	-----

**Lap 17**

4	1:38.425	
10	1:38.077	05.253
18	1:39.249	12.221
28	1:38.762	14.268



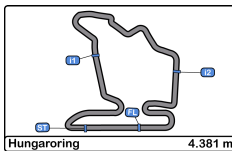


**Hungaroring**  
**Euroformula Open**  
**Race - 2**  
**Best Sectors Results**



Sector - 1				Sector - 2				Sector - 3				Ideal Lap vs Best Lap				
Clas	Nº	Driver	Time	Nº	Driver	Time	Nº	Driver	Time	Clas	Nº	Driver	Ideal Lap	Best Lap	Clas	
1	10	Bent Viscaal	36.425	10	Bent Viscaal	34.386	4	Felipe Drugovich	26.789	1	4	Felipe Drugovich	1:37.650	1:37.765	1	
2	4	Felipe Drugovich	36.439	4	Felipe Drugovich	34.422	10	Bent Viscaal	26.915	2	10	Bent Viscaal	1:37.726	1:37.778	2	
3	18	Marcos Siebert	36.461	8	Lukas Dunner	34.486	18	Marcos Siebert	26.929	3	18	Marcos Siebert	1:38.070	1:38.335	3	
4	12	Christian Hahn	36.509	12	Christian Hahn	34.641	11	Alex Karkosik	27.055	4	8	Lukas Dunner	1:38.230	1:38.432	5	
5	28	Cameron Das	36.528	18	Marcos Siebert	34.680	28	Cameron Das	27.059	5	12	Christian Hahn	1:38.264	1:38.426	4	
6	11	Alex Karkosik	36.532	28	Cameron Das	34.776	8	Lukas Dunner	27.074	6	28	Cameron Das	1:38.363	1:38.619	6	
7	1	Leonard Hoogenboom	36.558	1	Leonard Hoogenboom	34.850	34	Matheus Iorio	27.111	7	11	Alex Karkosik	1:38.478	1:38.620	7	
8	21	Calan Williams	36.595	34	Matheus Iorio	34.890	12	Christian Hahn	27.114	8	1	Leonard Hoogenboom	1:38.577	1:38.742	8	
9	34	Matheus Iorio	36.609	11	Alex Karkosik	34.891	1	Leonard Hoogenboom	27.169	9	34	Matheus Iorio	1:38.610	1:38.806	9	
10	77	Guilherme Samaia	36.662	21	Calan Williams	35.110	15	Yves Baltas	27.267	10	21	Calan Williams	1:39.013	1:39.250	10	
11	8	Lukas Dunner	36.670	15	Yves Baltas	35.165	77	Guilherme Samaia	27.303	11	15	Yves Baltas	1:39.160	1:39.278	11	
12	15	Yves Baltas	36.728	77	Guilherme Samaia	35.224	21	Calan Williams	27.308	12	77	Guilherme Samaia	1:39.189	1:39.304	12	
13	19	Aldo Festante	36.763	19	Aldo Festante	35.461	19	Aldo Festante	27.363	13	19	Aldo Festante	1:39.587	1:39.844	13	



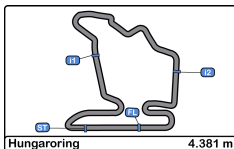


Hungaroring  
Euroformula Open  
Race - 2  
Leader Sequence



<u>Nº</u>	<u>Entrant</u>	<u>Nat</u>	<u>Driver</u>	<u>Nat</u>	<u>Cat</u>	<u>Chassis</u>	<u>Team</u>	<u>Start Lap</u>	<u>End Lap</u>	<u>Laps</u>	<u>Total Laps</u>
4	RP Motorsport	ITA	Felipe Drugovich	BRA		Dallara F312	RP Motorsport	1	17	17	17



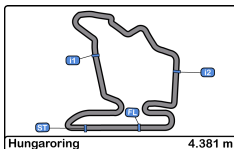


Hungaroring  
Euroformula Open  
Race - 2  
Best 5 Lap Times



Cls	Nº	Entrant	Nat	Driver	Nat	Cat	Cls	Chassis	Team	Best 1		Best 2		Best 3		Best 4		Best 5	
										Time	Lap	Time	Lap	Time	Lap	Time	Lap	Time	Lap
1	4	RP Motorsport	ITA	Felipe Drugovich	BRA			Dallara F312	RP Motorsport	<b>1:37.765</b>	13	1:37.812	6	1:37.941	14	1:37.957	5	1:37.962	15
2	10	RACE	ESP	Bent Viscaal	NLD	R	1	Dallara F312	Teo Martin Motorsport	<b>1:37.778</b>	7	1:38.042	8	1:38.077	17	1:38.227	14	1:38.237	13
3	18	Campos Racing	ESP	Marcos Siebert	ARG			Dallara F312	Campos Racing	<b>1:38.335</b>	7	1:38.504	8	1:38.512	9	1:38.560	13	1:38.608	11
4	12	Drivex School	ESP	Christian Hahn	BRA			Dallara F312	Drivex School	<b>1:38.426</b>	15	1:38.802	6	1:38.949	16	1:38.962	8	1:39.016	7
5	8	Drivex School	ESP	Lukas Dunner	AUT	R	2	Dallara F312	Drivex School	<b>1:38.432</b>	13	1:38.542	12	1:38.580	11	1:38.601	10	1:38.875	7
6	28	Carlin Motorsport	GBR	Cameron Das	USA			Dallara F312	Carlin Motorsport	<b>1:38.619</b>	14	1:38.660	9	1:38.680	5	1:38.684	15	1:38.701	7
7	11	Campos Racing	ESP	Alex Karkosik	POL			Dallara F312	Campos Racing	<b>1:38.620</b>	16	1:38.747	9	1:38.768	10	1:38.770	6	1:38.883	8
8	1	RP Motorsport	ITA	Leonard Hoogenboom	NLD	R	3	Dallara F312	RP Motorsport	<b>1:38.742</b>	6	1:38.757	9	1:38.791	8	1:38.806	7	1:38.838	13
9	34	Carlin Motorsport	GBR	Matheus Iorio	BRA			Dallara F312	Carlin Motorsport	<b>1:38.806</b>	7	1:38.862	8	1:38.887	15	1:39.024	16	1:39.043	11
10	21	Fortec Motorsport	GBR	Calan Williams	AUS			Dallara F312	Fortec Motorsport	<b>1:39.250</b>	7	1:39.308	6	1:39.705	8	1:39.710	13	1:39.772	14
11	15	Campos Racing	ESP	Yves Baltas	USA	R	4	Dallara F312	Campos Racing	<b>1:39.278</b>	9	1:39.546	6	1:39.548	13	1:39.624	10	1:39.662	7
12	77	RP Motorsport	ITA	Guilherme Samaia	BRA			Dallara F312	RP Motorsport	<b>1:39.304</b>	7	1:39.550	5	1:39.601	8	1:39.619	12	1:39.698	6
13	19	Fortec Motorsport	GBR	Aldo Festante	ITA	R	5	Dallara F312	Fortec Motorsport	<b>1:39.844</b>	16	1:39.886	13	1:40.124	14	1:40.127	15	1:40.131	6



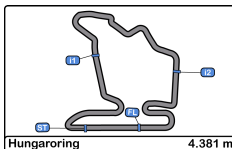


**Hungaroring**  
**Euroformula Open**  
**Race - 2**  
**Best 5 Top Speeds**



Cls	Nº	Entrant	Nat	Driver	Nat	Cat	Cls	Chassis	Team	Top 1		Top 2		Top 3		Top 4		Top 5		Avg
										Km/h	Lap	Km/h	Lap	Km/h	Lap	Km/h	Lap	Km/h	Lap	
1	11	Campos Racing	ESP	Alex Karkosik	POL			Dallara F312	Campos Racing	221.3	15	217.3	2	216.8	3	216.8	11	216.4	7	217.7
2	15	Campos Racing	ESP	Yves Baltas	USA	R	1	Dallara F312	Campos Racing	219.9	5	216.8	12	216.4	2	216.4	4	216.4	13	217.2
3	21	Fortec Motorsport	GBR	Calan Williams	AUS			Dallara F312	Fortec Motorsport	219.5	11	219.0	4	218.6	7	218.6	8	217.7	2	218.7
4	8	Drivex School	ESP	Lukas Dunner	AUT	R	2	Dallara F312	Drivex School	217.7	2	216.8	16	216.4	6	216.4	7	216.4	17	216.7
5	77	RP Motorsport	ITA	Guilherme Samaia	BRA			Dallara F312	RP Motorsport	217.3	3	215.5	4	215.5	5	215.1	6	215.1	7	215.7
6	1	RP Motorsport	ITA	Leonard Hoogenboom	NLD	R	3	Dallara F312	RP Motorsport	216.8	13	216.4	14	216.0	15	215.5	11	215.1	5	216.0
7	12	Drivex School	ESP	Christian Hahn	BRA			Dallara F312	Drivex School	216.8	7	215.5	5	215.5	8	215.1	12	215.1	13	215.6
8	19	Fortec Motorsport	GBR	Aldo Festante	ITA	R	4	Dallara F312	Fortec Motorsport	216.8	6	216.0	5	215.1	4	215.1	7	215.1	8	215.6
9	10	RACE	ESP	Bent Viscaal	NLD	R	5	Dallara F312	Teo Martin Motorsport	215.5	5	215.5	6	215.1	4	215.1	8	214.7	2	215.2
10	28	Carlin Motorsport	GBR	Cameron Das	USA			Dallara F312	Carlin Motorsport	215.5	2	215.1	5	214.7	6	214.7	8	214.2	3	214.8
11	18	Campos Racing	ESP	Marcos Siebert	ARG			Dallara F312	Campos Racing	215.1	5	215.1	8	214.7	7	214.2	13	213.8	2	214.6
12	4	RP Motorsport	ITA	Felipe Drugovich	BRA			Dallara F312	RP Motorsport	213.4	7	213.4	8	213.4	13	213.0	6	212.5	5	213.1
13	34	Carlin Motorsport	GBR	Matheus Iorio	BRA			Dallara F312	Carlin Motorsport	213.4	5	213.4	6	213.4	8	213.0	7	213.0	13	213.2



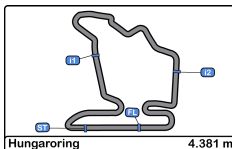


Hungaroring  
Euroformula Open  
Race - 2  
Fastest Laps Sequence



Lap	Time of Day	Session Time	Nº	Entrant	Nat	Driver	Nat	Cat	Chassis	Team	Time	Km/h
2	13:11:30.298	3:22.298	4	RP Motorsport	ITA	Felipe Drugovich	BRA		Dallara F312	RP Motorsport	<b>1:38.773</b>	159.6
3	13:13:08.753	5:00.753	4	RP Motorsport	ITA	Felipe Drugovich	BRA		Dallara F312	RP Motorsport	<b>1:38.454</b>	160.1
3	13:13:09.491	5:01.491	10	RACE	ESP	Bent Viscaal	NLD	R	Dallara F312	Teo Martin Motorsport	<b>1:38.421</b>	160.2
4	13:14:46.955	6:38.955	4	RP Motorsport	ITA	Felipe Drugovich	BRA		Dallara F312	RP Motorsport	<b>1:38.202</b>	160.6
5	13:16:24.911	8:16.911	4	RP Motorsport	ITA	Felipe Drugovich	BRA		Dallara F312	RP Motorsport	<b>1:37.957</b>	161.0
6	13:18:02.724	9:54.724	4	RP Motorsport	ITA	Felipe Drugovich	BRA		Dallara F312	RP Motorsport	<b>1:37.812</b>	161.2
7	13:19:42.898	11:34.898	10	RACE	ESP	Bent Viscaal	NLD	R	Dallara F312	Teo Martin Motorsport	<b>1:37.778</b>	161.3
13	13:29:29.502	21:21.502	4	RP Motorsport	ITA	Felipe Drugovich	BRA		Dallara F312	RP Motorsport	<b>1:37.765</b>	161.3





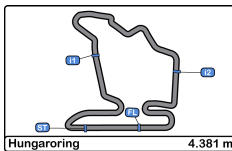
Hungaroring  
Euroformula Open  
Race - 2  
Event Best Maximum Speed



<u>Nº</u>	<u>Entrant</u>	<u>Nat</u>	<u>Driver</u>	<u>Nat</u>	<u>Cat</u>	<u>Clas</u>	<u>Chassis</u>	<u>Team</u>	<u>Km/h</u>	<u>Session</u>
1	RP Motorsport	ITA	Leonard Hoogenboom	NLD	R	1	Dallara F312	RP Motorsport	224.0	Race - 1
21	Fortec Motorsport	GBR	Calan Williams	AUS			Dallara F312	Fortec Motorsport	221.7	Race - 1
11	Campos Racing	ESP	Alex Karkosik	POL			Dallara F312	Campos Racing	221.3	Race - 2
8	Drivex School	ESP	Lukas Dunner	AUT	R	2	Dallara F312	Drivex School	219.9	Race - 1
15	Campos Racing	ESP	Yves Baltas	USA	R	3	Dallara F312	Campos Racing	219.9	Race - 2
19	Fortec Motorsport	GBR	Aldo Festante	ITA	R	4	Dallara F312	Fortec Motorsport	219.0	Race - 1
12	Drivex School	ESP	Christian Hahn	BRA			Dallara F312	Drivex School	218.6	Race - 1
34	Carlin Motorsport	GBR	Matheus Iorio	BRA			Dallara F312	Carlin Motorsport	218.1	Race - 1
28	Carlin Motorsport	GBR	Cameron Das	USA			Dallara F312	Carlin Motorsport	218.1	Race - 1
18	Campos Racing	ESP	Marcos Siebert	ARG			Dallara F312	Campos Racing	217.7	Race - 1
77	RP Motorsport	ITA	Guilherme Samaia	BRA			Dallara F312	RP Motorsport	217.3	Race - 2
4	RP Motorsport	ITA	Felipe Drugovich	BRA			Dallara F312	RP Motorsport	216.4	Qualifying - 1
10	RACE	ESP	Bent Viscaal	NLD	R	5	Dallara F312	Teo Martin Motorsport	216.0	Free Practice - 1







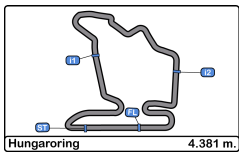
**Hungaroring**  
**Euroformula Open**  
**Race - 2**  
**Lap Chart**



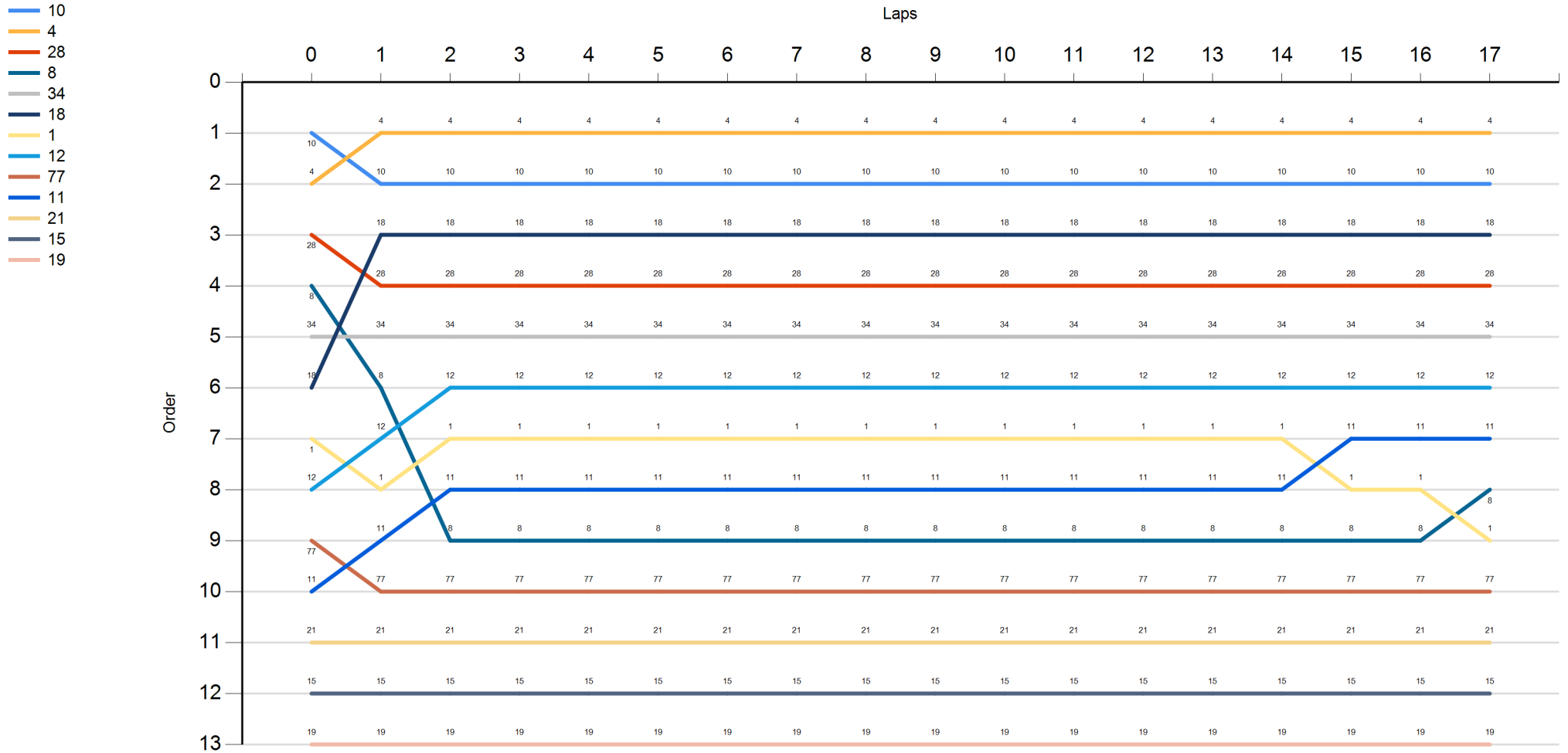
**LAP**

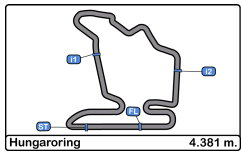
Nr	Po	Grid	1	2	3	4	5	6	7	8	9	10	11	12	13	14	15	16	17
10	<b>1</b>	10	4	4	4	4	4	4	4	4	4	4	4	4	4	4	4	4	4
4	<b>2</b>	4	10	10	10	10	10	10	10	10	10	10	10	10	10	10	10	10	10
28	<b>3</b>	28	18	18	18	18	18	18	18	18	18	18	18	18	18	18	18	18	18
8	<b>4</b>	8	28	28	28	28	28	28	28	28	28	28	28	28	28	28	28	28	28
34	<b>5</b>	34	34	34	34	34	34	34	34	34	34	34	34	34	34	34	34	34	34
18	<b>6</b>	18	8	12	12	12	12	12	12	12	12	12	12	12	12	12	12	12	12
1	<b>7</b>	1	12	1	1	1	1	1	1	1	1	1	1	1	1	1	11	11	11
12	<b>8</b>	12	1	11	11	11	11	11	11	11	11	11	11	11	11	11	1	1	8
77	<b>9</b>	77	11	8	8	8	8	8	8	8	8	8	8	8	8	8	8	8	1
11	<b>10</b>	11	77	77	77	77	77	77	77	77	77	77	77	77	77	77	77	77	77
21	<b>11</b>	21	21	21	21	21	21	21	21	21	21	21	21	21	21	21	21	21	21
15	<b>12</b>	15	15	15	15	15	15	15	15	15	15	15	15	15	15	15	15	15	15
19	<b>13</b>	19	19	19	19	19	19	19	19	19	19	19	19	19	19	19	19	19	19





**Hungaroring**  
**Euroformula Open**  
**Race - 2**  
**Graphic Lap Chart**

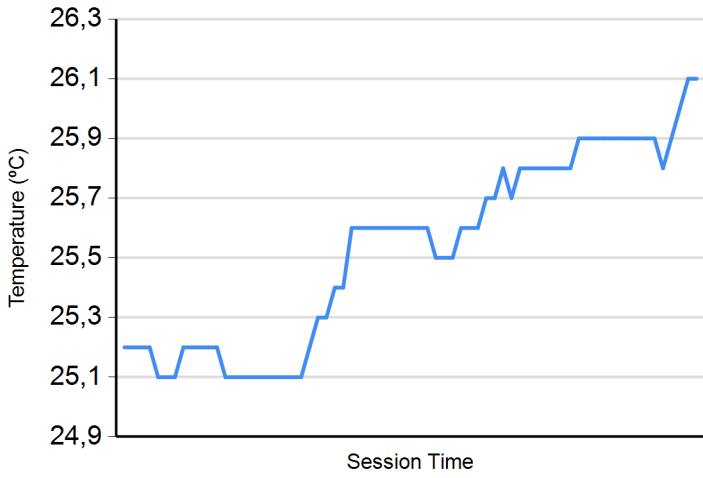




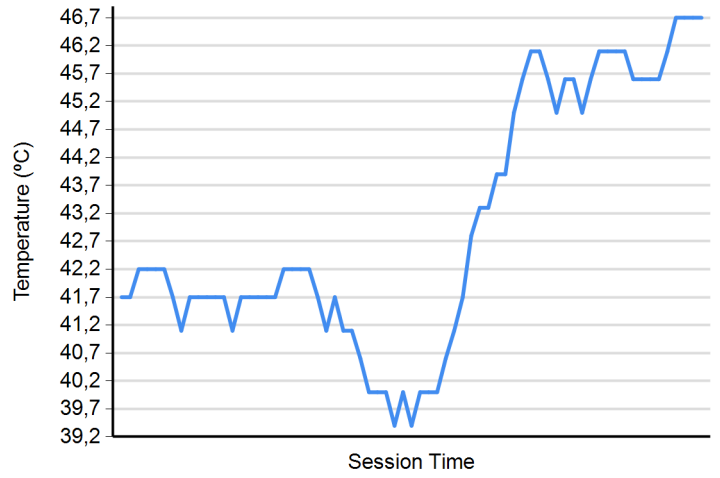
**Hungaroring**  
**Euroformula Open**  
**Race - 2**  
**Weather Report**



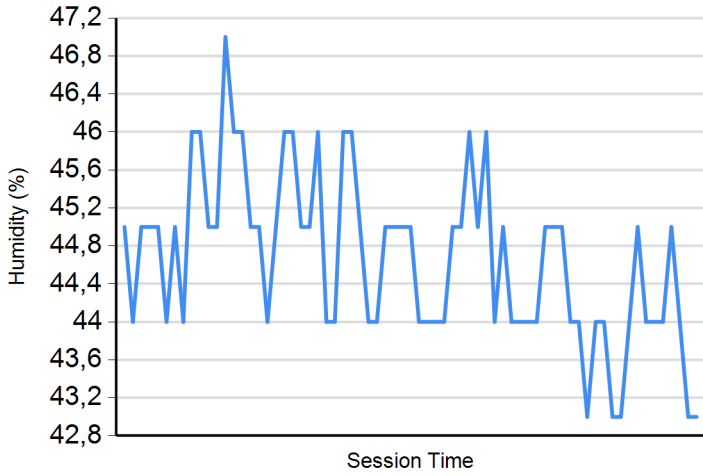
**Air Temperature**



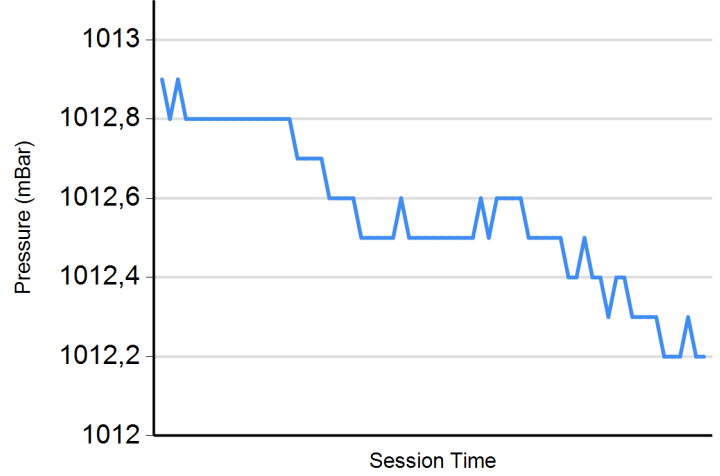
**Track Temperature**



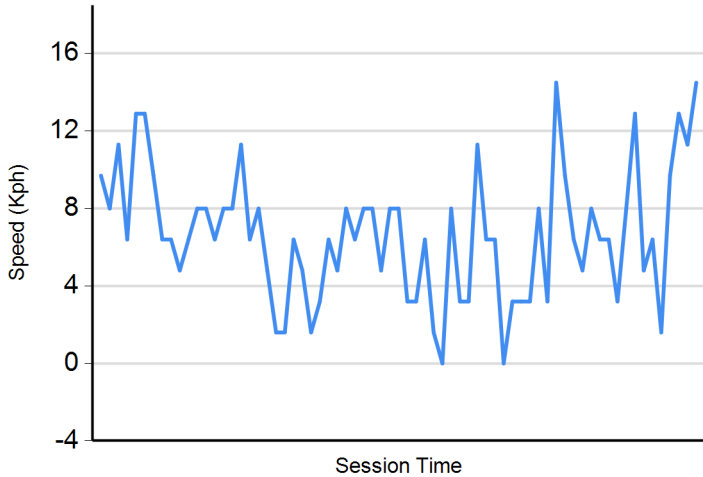
**Humidity**



**Pressure**



**Wind Speed**



**Wind direction**

North = 0°/360° Est = 90° South = 180° West = 270°

