

Hungaroring
Euroformula Open
Free Practice - 1
Provisional Results



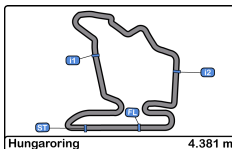
Clas	Nº	Entrant	Nat	Driver	Nat	Cat	Clas	Chassis	Team	Laps	Best	Time	Gap	Interval	Km/h
1	11	Campos Racing	ESP	Alex Karkosik	POL			Dallara F312	Campos Racing	11	10	1:37.611			161.5
2	18	Campos Racing	ESP	Marcos Siebert	ARG			Dallara F312	Campos Racing	10	6	1:37.616	0.005	0.005	161.5
3	8	Drivex School	ESP	Lukas Dunner	AUT	R	1	Dallara F312	Drivex School	11	7	1:37.885	0.274	0.269	161.1
4	34	Carlin Motorsport	GBR	Matheus Iorio	BRA			Dallara F312	Carlin Motorsport	12	7	1:37.896	0.285	0.011	161.1
5	10	RACE	ESP	Bent Viscaal	NLD	R	2	Dallara F312	Teo Martin Motorsport	10	6	1:38.116	0.505	0.220	160.7
6	4	RP Motorsport	ITA	Felipe Drugovich	BRA			Dallara F312	RP Motorsport	11	6	1:38.171	0.560	0.055	160.6
7	1	RP Motorsport	ITA	Leonard Hoogenboom	NLD	R	3	Dallara F312	RP Motorsport	13	12	1:38.256	0.645	0.085	160.5
8	12	Drivex School	ESP	Christian Hahn	BRA			Dallara F312	Drivex School	11	10	1:38.478	0.867	0.222	160.1
9	21	Fortec Motorsport	GBR	Calan Williams	AUS			Dallara F312	Fortec Motorsport	10	7	1:38.795	1.184	0.317	159.6
10	77	RP Motorsport	ITA	Guilherme Samaia	BRA			Dallara F312	RP Motorsport	11	8	1:38.872	1.261	0.077	159.5
11	28	Carlin Motorsport	GBR	Cameron Das	USA			Dallara F312	Carlin Motorsport	10	6	1:38.902	1.291	0.030	159.4
12	19	Fortec Motorsport	GBR	Aldo Festante	ITA	R	4	Dallara F312	Fortec Motorsport	11	6	1:38.916	1.305	0.014	159.4
13	15	Campos Racing	ESP	Yves Baltas	USA	R	5	Dallara F312	Campos Racing	10	6	1:39.063	1.452	0.147	159.2

Published at:.....

Track Temp: 33.9 °C Air Temp: 24.2 °C Humidity: 62 % Track Status: DRY

Stewards:	Race Director:	Timekeeper:





Hungaroring
Euroformula Open
Free Practice - 1
Provisional Results by Class



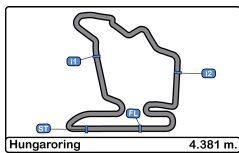
Clas	Nº	Entrant	Nat	Driver	Nat	Cat	Clas	Chassis	Team	Laps	Best	Time	Gap	Interval	Km/h
1	11	Campos Racing	ESP	Alex Karkosik	POL			Dallara F312	Campos Racing	11	10	1:37.611			161.5
2	18	Campos Racing	ESP	Marcos Siebert	ARG			Dallara F312	Campos Racing	10	6	1:37.616	0.005	0.005	161.5
3	34	Carlin Motorsport	GBR	Matheus Iorio	BRA			Dallara F312	Carlin Motorsport	12	7	1:37.896	0.285	0.280	161.1
4	4	RP Motorsport	ITA	Felipe Drugovich	BRA			Dallara F312	RP Motorsport	11	6	1:38.171	0.560	0.275	160.6
5	12	Drivex School	ESP	Christian Hahn	BRA			Dallara F312	Drivex School	11	10	1:38.478	0.867	0.307	160.1
6	21	Fortec Motorsport	GBR	Calan Williams	AUS			Dallara F312	Fortec Motorsport	10	7	1:38.795	1.184	0.317	159.6
7	77	RP Motorsport	ITA	Guilherme Samaia	BRA			Dallara F312	RP Motorsport	11	8	1:38.872	1.261	0.077	159.5
8	28	Carlin Motorsport	GBR	Cameron Das	USA			Dallara F312	Carlin Motorsport	10	6	1:38.902	1.291	0.030	159.4
Rookie															
1	8	Drivex School	ESP	Lukas Dunner	AUT	R	1	Dallara F312	Drivex School	11	7	1:37.885			161.1
2	10	RACE	ESP	Bent Viscaal	NLD	R	2	Dallara F312	Teo Martin Motorsport	10	6	1:38.116	0.231	0.231	160.7
3	1	RP Motorsport	ITA	Leonard Hoogenboom	NLD	R	3	Dallara F312	RP Motorsport	13	12	1:38.256	0.371	0.140	160.5
4	19	Fortec Motorsport	GBR	Aldo Festante	ITA	R	4	Dallara F312	Fortec Motorsport	11	6	1:38.916	1.031	0.660	159.4
5	15	Campos Racing	ESP	Yves Baltas	USA	R	5	Dallara F312	Campos Racing	10	6	1:39.063	1.178	0.147	159.2

Published at:.....

Track Temp: 33.9 °C Air Temp: 24.2 °C Humidity: 62 % Track Status: DRY

Stewards:	Race Director:	Timekeeper:





Hungaroring

Euroformula Open

Free Practice - 1

Lap Analysis



1 Leonard Hoogenboom R Dallara F312 **10** Bent Viscaal R Dallara F312
 RP Motorsport Teo Martin Motorsport

Lap	D	Time	Sector 1	Sector 2	Sector 3	T. Spd	Elapsed	Lap	D	Time	Sector 1	Sector 2	Sector 3	T. Spd	Elapsed
1		10:13:11.517	10:12:03.067	39.666	28.784		10:13:11.517	1		10:12:07.345	10:11:02.824	36.834	27.687		10:12:07.345
2		1:40.444	37.499	35.712	27.233	210.1	10:14:51.961	2		1:39.100	37.094	34.840	27.166	210.9	10:13:46.445
3		1:42.173	37.065	37.861	27.247	211.7	10:16:34.134	3		1:38.394	36.749	34.641	27.004	212.1	10:15:24.839
4		1:39.504	36.729	35.070	27.705	212.1	10:18:13.638	4		1:38.399	36.689	34.742	26.968	215.5	10:17:03.238
5		1:41.447	36.971	35.256	29.220	211.7	10:19:55.085	5		1:38.165	36.628	34.536	27.001	213.0	10:18:41.403
6		1:39.910	37.308	35.457	27.145	209.7	10:21:34.995	6		1:38.116	36.574	34.489	27.053	214.7	10:20:19.519
7		1:44.323 P	36.710	35.190	32.423	213.8	10:23:19.318	7		1:43.629 P	36.507	34.903	32.219	216.0	10:22:03.148
8		4:31.946	3:25.653	38.487	27.806		10:27:51.264	8		10:09.254	9:03.896	37.622	27.736		10:32:12.402
9		1:39.303	37.072	35.195	27.036	210.5	10:29:30.567	9		1:55.515	39.949	44.440	31.126	210.1	10:34:07.917
10		1:38.370	36.780	34.752	26.838	211.7	10:31:08.937	10		1:48.025 P	36.645	36.585	34.795	211.7	10:35:55.942
11		1:38.440	36.686	34.603	27.151	212.5	10:32:47.377	11 Alex Karkosik Dallara F312							
12		1:38.256	36.724	34.659	26.873	214.2	10:34:25.633	Campos Racing							
13		1:50.920 P	37.020	36.467	37.433	214.7	10:36:16.553								

4 Felipe Drugovich Dallara F312
RP Motorsport

Lap	D	Time	Sector 1	Sector 2	Sector 3	T. Spd	Elapsed	Lap	D	Time	Sector 1	Sector 2	Sector 3	T. Spd	Elapsed
1		10:15:22.769	10:14:14.906	38.915	28.948		10:15:22.769	1		10:13:23.851	10:12:15.907	39.658	28.286		10:13:23.851
2		1:46.098	42.635	36.069	27.394	206.5	10:17:08.867	2		1:38.931	36.956	35.001	26.974	210.1	10:15:02.782
3		1:38.824	36.926	34.836	27.062	211.3	10:18:47.691	3		1:39.570	36.769	34.850	27.951	213.0	10:16:42.352
4		1:38.921	36.663	34.501	27.757	213.4	10:20:26.612	4		1:40.625	36.700	36.397	27.528	210.1	10:18:22.977
5		1:39.230	37.602	34.570	27.058	205.7	10:22:05.842	5		1:38.156	36.542	34.612	27.002	212.1	10:20:01.133
6		1:38.171	36.633	34.436	27.102	213.4	10:23:44.013	6		1:39.548	36.588	34.586	28.374	213.4	10:21:40.681
7		1:43.795 P	36.631	35.115	32.049	213.0	10:25:27.808	7		1:37.979	36.678	34.477	26.824	213.4	10:23:18.660
8		5:36.398	4:32.060	36.944	27.394		10:31:04.206	8		1:46.035 P	36.482	35.477	34.076	213.4	10:25:04.695
9		1:39.463	37.403	34.987	27.073	209.3	10:32:43.669	9		7:58.434	6:45.933	45.082	27.419		10:33:03.129
10		1:39.513	38.049	34.696	26.768	211.3	10:34:23.182	10		1:37.611	36.758	34.316	26.537	210.5	10:34:40.740
11		1:51.905 P	36.577	37.503	37.825	213.8	10:36:15.087	11		2:02.742 P	37.516	44.320	40.906	213.4	10:36:43.482

12 Christian Hahn Dallara F312
Drivex School

Lap	D	Time	Sector 1	Sector 2	Sector 3	T. Spd	Elapsed	Lap	D	Time	Sector 1	Sector 2	Sector 3	T. Spd	Elapsed
1		10:12:33.840	10:11:23.182	40.994	29.664		10:12:33.840	1		10:12:33.840	10:11:23.182	40.994	29.664		10:12:33.840
2		1:41.034	37.604	35.955	27.475	210.1	10:14:14.874	2		1:41.034	37.604	35.955	27.475	210.1	10:14:14.874
3		1:40.721	37.157	35.164	28.400	210.5	10:15:55.595	3		1:40.721	37.157	35.164	28.400	210.5	10:15:55.595
4		1:53.081	39.248	39.968	33.865	208.0	10:17:48.676	4		1:53.081	39.248	39.968	33.865	208.0	10:17:48.676
5		1:39.574	37.045	35.236	27.293	210.5	10:19:28.250	5		1:39.574	37.045	35.236	27.293	210.5	10:19:28.250
6		1:38.940	36.963	34.783	27.194	212.5	10:21:07.190	6		1:38.940	36.963	34.783	27.194	212.5	10:21:07.190
7		1:44.776 P	36.939	34.839	32.998	212.1	10:22:51.966	7		1:44.776 P	36.939	34.839	32.998	212.1	10:22:51.966
8		7:46.401	6:41.779	37.208	27.414		10:30:38.367	8		7:46.401	6:41.779	37.208	27.414		10:30:38.367
9		1:38.807	36.911	34.631	27.265	210.1	10:32:17.174	9		1:38.807	36.911	34.631	27.265	210.1	10:32:17.174
10		1:38.478	36.850	34.828	26.800	211.3	10:33:55.652	10		1:38.478	36.850	34.828	26.800	211.3	10:33:55.652
11		1:45.260 P	36.689	34.631	33.940	211.7	10:35:40.912	11		1:45.260 P	36.689	34.631	33.940	211.7	10:35:40.912

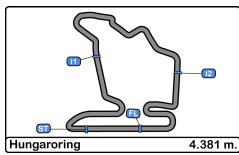
8 Lukas Dunner R Dallara F312
Drivex School

Lap	D	Time	Sector 1	Sector 2	Sector 3	T. Spd	Elapsed	Lap	D	Time	Sector 1	Sector 2	Sector 3	T. Spd	Elapsed
1		10:12:40.819	10:11:28.605	40.716	31.498		10:12:40.819	1		10:12:40.819	10:11:28.605	40.716	31.498		10:12:40.819
2		1:48.851	42.044	38.898	27.909	185.5	10:14:29.670	2		1:48.851	42.044	38.898	27.909	185.5	10:14:29.670
3		1:38.755	37.164	34.660	26.931	209.7	10:16:08.425	3		1:38.755	37.164	34.660	26.931	209.7	10:16:08.425
4		1:38.280	36.810	34.457	27.013	210.9	10:17:46.705	4		1:38.280	36.810	34.457	27.013	210.9	10:17:46.705
5		1:37.944	36.688	34.309	26.947	210.5	10:19:24.649	5		1:37.944	36.688	34.309	26.947	210.5	10:19:24.649
6		2:04.484	42.825	49.880	31.779	210.9	10:21:29.133	6		2:04.484	42.825	49.880	31.779	210.9	10:21:29.133
7		1:37.885	36.796	34.294	26.795	210.9	10:23:07.018	7		1:37.885	36.796	34.294	26.795	210.9	10:23:07.018
8		1:37.902	36.750	34.352	26.800	211.3	10:24:44.920	8		1:37.902	36.750	34.352	26.800	211.3	10:24:44.920
9		1:44.049 P	36.820	34.467	32.762	211.3	10:26:28.969	9		1:44.049 P	36.820	34.467	32.762	211.3	10:26:28.969
10		7:31.926	6:26.618	37.906	27.402		10:34:00.895	10		7:31.926	6:26.618	37.906	27.402		10:34:00.895
11		1:49.352 P	36.840	34.332	38.180	210.5	10:35:50.247	11		1:49.352 P	36.840	34.332	38.180	210.5	10:35:50.247

15 Yves Baltas R Dallara F312
Campos Racing

Lap	D	Time	Sector 1	Sector 2	Sector 3	T. Spd	Elapsed	Lap	D	Time	Sector 1	Sector 2	Sector 3	T. Spd	Elapsed
1		10:11:53.539 P	10:10:42.464	38.525	32.550		10:11:53.539	1		10:11:53.539 P	10:10:42.464	38.525	32.550		10:11:53.539
2		5:21.500	4:17.793	36.194	27.513		10:17:15.039	2		5:21.500	4:17.793	36.194	27.513		10:17:15.039
3		1:39.969	37.006	35.469	27.494	213.4	10:18:55.008	3		1:39.969	37.006	35.469	27.494	213.4	10:18:55.008
4		1:39.740	36.842	35.213	27.685	211.7	10:20:34.748	4		1:39.740	36.842	35.213	27.685	211.7	10:20:34.748
5		1:39.618	36.881	35.248	27.489	213.0	10:22:14.366	5		1:39.618	36.881	35.248	27.489	213.0	10:22:14.366
6		1:39.063	36.747	35.121	27.195	212.1	10:23:53.429	6		1:39.063	36.747	35.121	27.195	212.1	10:23:53.429
7		1:43.162 P	36.869	35.332	30.961	213.0	10:25:36.591	7		1:43.162 P	36.869	35.332	30.961	213.0	10:25:36.591
8		7:36.929	6:32.989	36.415	27.525		10:33:13.520	8		7:36.929	6:32.989	36.415	27.525		10:33:13.520
9		1:40.093	37.048	35.199	27.846	210.9	10:34:53.613	9		1:40.093	37.048	35.199	27.846	210.9	10:34:53.613
10		2:01.506 P	38.431	44.260	38.815	212.1	10:36:55.119	10		2:01.506 P	38.431	44.260	38.815	212.1	10:36:55.119





Hungaroring
Euroformula Open
Free Practice - 1
Lap Analysis



18

Marcos Siebert

Dallara F312

Campos Racing

Lap	D	Time	Sector 1	Sector 2	Sector 3	T. Spd	Elapsed
1		10:13:00.763	10:11:51.150	40.499	29.114		10:13:00.763
2		1:42.299	38.930	36.082	27.287	193.2	10:14:43.062
3		1:38.740	36.763	34.828	27.149	212.1	10:16:21.802
4		1:38.095	36.675	34.607	26.813	213.4	10:17:59.897
5		1:46.904	42.103	37.501	27.300	213.8	10:19:46.801
6		1:37.616	36.481	34.335	26.800	213.0	10:21:24.417
7		1:44.349 P	36.416	34.459	33.474	214.2	10:23:08.766
8		9:36.794	8:27.650	38.638	30.506		10:32:45.560
9		1:45.620	41.458	36.443	27.719	212.5	10:34:31.180
10		1:57.066 P	36.552	42.242	38.272	214.2	10:36:28.246

19

Aldo Festante

R

Dallara F312

Fortec Motorsport

Lap	D	Time	Sector 1	Sector 2	Sector 3	T. Spd	Elapsed
1		10:12:11.481	10:11:05.200	38.210	28.071		10:12:11.481
2		1:40.695	37.255	35.927	27.513	209.3	10:13:52.176
3		1:39.796	37.017	35.358	27.421	210.5	10:15:31.972
4		1:39.396	36.773	35.246	27.377	211.3	10:17:11.368
5		1:39.504	36.944	35.270	27.290	212.5	10:18:50.872
6		1:38.916	36.686	34.966	27.264	213.0	10:20:29.788
7		1:48.105 P	37.488	36.436	34.181	212.5	10:22:17.893
8		8:59.168	7:53.104	38.082	27.982		10:31:17.061
9		1:39.302	37.056	35.164	27.082	209.7	10:32:56.363
10		1:39.422	36.955	35.007	27.460	211.7	10:34:35.785
11		1:56.172 P	36.718	41.551	37.903	212.1	10:36:31.957

21

Calan Williams

Dallara F312

Fortec Motorsport

Lap	D	Time	Sector 1	Sector 2	Sector 3	T. Spd	Elapsed
1		10:12:21.450	10:11:09.479	39.450	32.521		10:12:21.450
2		1:41.275	38.364	35.538	27.373	208.8	10:14:02.725
3		1:39.202	36.834	34.959	27.409	212.5	10:15:41.927
4		1:38.972	36.834	34.959	27.179	214.7	10:17:20.899
5		1:38.887	36.870	34.681	27.336	214.7	10:18:59.786
6		1:39.021	36.631	34.892	27.498	213.4	10:20:38.807
7		1:38.795	36.856	34.686	27.253	211.3	10:22:17.602
8		1:46.385 P	36.871	37.434	32.080	214.7	10:24:03.987
9		8:00.151	6:55.894	36.716	27.541		10:32:04.138
10		1:38.344	36.922	34.461	26.961	208.8	10:33:42.482
11			36.487			212.1	

28

Cameron Das

Dallara F312

Carlin Motorsport

Lap	D	Time	Sector 1	Sector 2	Sector 3	T. Spd	Elapsed
1		10:12:17.863	10:11:11.764	37.612	28.487		10:12:17.863
2		1:40.862	37.232	35.955	27.675	209.7	10:13:58.725
3		1:40.014	36.962	35.475	27.577	210.5	10:15:38.739
4		1:46.175	36.963	35.666	33.546	211.3	10:17:24.914
5		1:39.419	36.863	35.203	27.353	212.1	10:19:04.333
6		1:38.902	36.696	35.068	27.138	212.1	10:20:43.235
7		1:44.020 P	37.396	35.803	30.821	213.0	10:22:27.255
8		10:24.108	9:21.233	35.738	27.137		10:32:51.363
9		1:40.329	37.068	35.679	27.582	210.9	10:34:31.692
10		1:58.058 P	38.338	40.884	38.836	214.7	10:36:29.750

34

Matheus Iorio

Dallara F312

Carlin Motorsport

Lap	D	Time	Sector 1	Sector 2	Sector 3	T. Spd	Elapsed
1		10:12:14.383	10:11:06.746	38.454	29.183		10:12:14.383
2		1:46.657	37.752	41.525	27.380	208.4	10:14:01.040
3		1:39.661	37.241	35.214	27.206	211.7	10:15:40.701
4		1:38.784	36.716	35.026	27.042	213.8	10:17:19.485
5		1:47.854	40.202	39.407	28.245	213.0	10:19:07.339
6		1:42.488	36.648	38.125	27.715	212.1	10:20:49.827
7		1:37.896	36.515	34.396	26.985	212.1	10:22:27.723
8		1:43.539 P	36.591	35.058	31.890	213.0	10:24:11.262
9		6:22.654	5:19.246	36.267	27.141		10:30:33.916
10		1:38.884	36.890	34.588	27.406	210.1	10:32:12.800
11		1:38.171	36.711	34.283	27.177	216.4	10:33:50.971
12		1:45.859 P	37.353	36.203	32.303	209.7	10:35:36.830

77

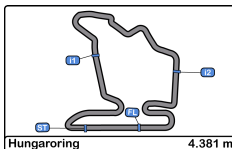
Guilherme Samaia

Dallara F312

RP Motorsport

Lap	D	Time	Sector 1	Sector 2	Sector 3	T. Spd	Elapsed
1		10:12:17.417	10:11:08.901	39.477	29.039		10:12:17.417
2		1:57.235 P	44.195	37.366	35.674	170.0	10:14:14.652
3		4:23.760	3:18.547	37.370	27.843		10:18:38.412
4		1:39.526	37.137	35.267	27.122	211.3	10:20:17.938
5		1:43.506 P	36.788	34.789	31.929	212.5	10:22:01.444
6		3:45.223	2:38.078	38.734	28.411		10:25:46.667
7		1:42.701	39.436	35.904	27.361	209.7	10:27:29.368
8		1:38.872	36.961	34.825	27.086	211.3	10:29:08.240
9		1:44.190 P	36.829	35.001	32.360	212.1	10:30:52.430
10		3:22.866	2:18.512	36.628	27.726		10:34:15.296
11		1:53.254 P	37.067	38.490	37.697	211.7	10:36:08.550



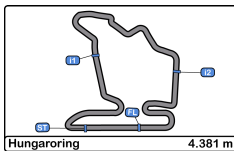


Hungaroring
Euroformula Open
Free Practice - 1
Best Sectors Results



Sector - 1				Sector - 2				Sector - 3				Ideal Lap vs Best Lap				
Clas	Nº	Driver	Time	Nº	Driver	Time	Nº	Driver	Time	Clas	Nº	Driver	Ideal Lap	Best Lap	Clas	
1	18	Marcos Siebert	36.416	34	Matheus Iorio	34.283	11	Alex Karkosik	26.537	1	11	Alex Karkosik	1:37.335	1:37.611	1	
2	11	Alex Karkosik	36.482	8	Lukas Dunner	34.294	4	Felipe Drugovich	26.768	2	18	Marcos Siebert	1:37.551	1:37.616	2	
3	21	Calan Williams	36.487	11	Alex Karkosik	34.316	8	Lukas Dunner	26.795	3	8	Lukas Dunner	1:37.777	1:37.885	3	
4	10	Bent Viscaal	36.507	18	Marcos Siebert	34.335	18	Marcos Siebert	26.800	4	4	Felipe Drugovich	1:37.781	1:38.171	6	
5	34	Matheus Iorio	36.515	4	Felipe Drugovich	34.436	12	Christian Hahn	26.800	5	34	Matheus Iorio	1:37.783	1:37.896	4	
6	4	Felipe Drugovich	36.577	21	Calan Williams	34.461	1	Leonard Hoogenboom	26.838	6	21	Calan Williams	1:37.909	1:38.795	9	
7	1	Leonard Hoogenboom	36.686	10	Bent Viscaal	34.489	21	Calan Williams	26.961	7	10	Bent Viscaal	1:37.964	1:38.116	5	
8	19	Aldo Festante	36.686	1	Leonard Hoogenboom	34.603	10	Bent Viscaal	26.968	8	12	Christian Hahn	1:38.120	1:38.478	8	
9	8	Lukas Dunner	36.688	12	Christian Hahn	34.631	34	Matheus Iorio	26.985	9	1	Leonard Hoogenboom	1:38.127	1:38.256	7	
10	12	Christian Hahn	36.689	77	Guilherme Samaia	34.789	19	Aldo Festante	27.082	10	77	Guilherme Samaia	1:38.663	1:38.872	10	
11	28	Cameron Das	36.696	19	Aldo Festante	34.966	77	Guilherme Samaia	27.086	11	19	Aldo Festante	1:38.734	1:38.916	12	
12	15	Yves Baltas	36.747	28	Cameron Das	35.068	28	Cameron Das	27.137	12	28	Cameron Das	1:38.901	1:38.902	11	
13	77	Guilherme Samaia	36.788	15	Yves Baltas	35.121	15	Yves Baltas	27.195	13	15	Yves Baltas	1:39.063	1:39.063	13	



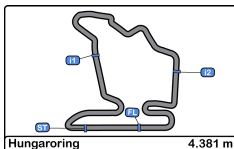


Hungaroring
Euroformula Open
Free Practice - 1
Best 5 Lap Times



Cls	Nº	Entrant	Nat	Driver	Nat	Cat	Cls	Chassis	Team	Best 1		Best 2		Best 3		Best 4		Best 5	
										Time	Lap	Time	Lap	Time	Lap	Time	Lap	Time	Lap
1	11	Campos Racing	ESP	Alex Karkosik	POL			Dallara F312	Campos Racing	1:37.611	10	1:37.979	7	1:38.156	5	1:38.931	2	1:39.548	6
2	18	Campos Racing	ESP	Marcos Siebert	ARG			Dallara F312	Campos Racing	1:37.616	6	1:38.095	4	1:38.740	3	1:42.299	2	1:44.349	7
3	8	Drivex School	ESP	Lukas Dunner	AUT	R	1	Dallara F312	Drivex School	1:37.885	7	1:37.902	8	1:37.944	5	1:38.280	4	1:38.755	3
4	34	Carlin Motorsport	GBR	Matheus Iorio	BRA			Dallara F312	Carlin Motorsport	1:37.896	7	1:38.171	11	1:38.784	4	1:38.884	10	1:39.661	3
5	10	RACE	ESP	Bent Viscaal	NLD	R	2	Dallara F312	Teo Martin Motorsport	1:38.116	6	1:38.165	5	1:38.394	3	1:38.399	4	1:39.100	2
6	4	RP Motorsport	ITA	Felipe Drugovich	BRA			Dallara F312	RP Motorsport	1:38.171	6	1:38.824	3	1:38.921	4	1:39.230	5	1:39.463	9
7	1	RP Motorsport	ITA	Leonard Hoogenboom	NLD	R	3	Dallara F312	RP Motorsport	1:38.256	12	1:38.370	10	1:38.440	11	1:39.303	9	1:39.910	6
8	12	Drivex School	ESP	Christian Hahn	BRA			Dallara F312	Drivex School	1:38.478	10	1:38.807	9	1:38.940	6	1:39.574	5	1:41.034	2
9	21	Fortec Motorsport	GBR	Calan Williams	AUS			Dallara F312	Fortec Motorsport	1:38.795	7	1:38.887	5	1:38.972	4	1:39.021	6	1:39.202	3
10	77	RP Motorsport	ITA	Guilherme Samaia	BRA			Dallara F312	RP Motorsport	1:38.872	8	1:39.526	4	1:42.701	7	1:43.506	5	1:44.190	9
11	28	Carlin Motorsport	GBR	Cameron Das	USA			Dallara F312	Carlin Motorsport	1:38.902	6	1:39.419	5	1:40.014	3	1:40.329	9	1:40.862	2
12	19	Fortec Motorsport	GBR	Aldo Festante	ITA	R	4	Dallara F312	Fortec Motorsport	1:38.916	6	1:39.302	9	1:39.396	4	1:39.422	10	1:39.504	5
13	15	Campos Racing	ESP	Yves Baltas	USA	R	5	Dallara F312	Campos Racing	1:39.063	6	1:39.618	5	1:39.740	4	1:39.969	3	1:40.093	9



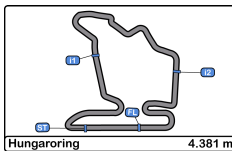


Hungaroring
Euroformula Open
Free Practice - 1
Best 5 Top Speeds



Cls	Nº	Entrant	Nat	Driver	Nat	Cat	Cls	Chassis	Team	Top 1		Top 2		Top 3		Top 4		Top 5		Avg
										Km/h	Lap	Km/h	Lap	Km/h	Lap	Km/h	Lap	Km/h	Lap	
1	34	Carlin Motorsport	GBR	Matheus Iorio	BRA			Dallara F312	Carlin Motorsport	216.4	11	213.8	4	213.0	5	213.0	8	212.1	6	213.7
2	10	RACE	ESP	Bent Viscaal	NLD	R	1	Dallara F312	Teo Martin Motorsport	216.0	7	215.5	4	214.7	6	213.0	5	212.1	3	214.2
3	1	RP Motorsport	ITA	Leonard Hoogenboom	NLD	R	2	Dallara F312	RP Motorsport	214.7	13	214.2	12	213.8	7	212.5	11	212.1	4	213.5
4	21	Fortec Motorsport	GBR	Calan Williams	AUS			Dallara F312	Fortec Motorsport	214.7	4	214.7	5	214.7	8	213.4	6	212.5	3	214.0
5	28	Carlin Motorsport	GBR	Cameron Das	USA			Dallara F312	Carlin Motorsport	214.7	10	213.0	7	212.1	5	212.1	6	211.3	4	212.6
6	18	Campos Racing	ESP	Marcos Siebert	ARG			Dallara F312	Campos Racing	214.2	7	214.2	10	213.8	5	213.4	4	213.0	6	213.7
7	4	RP Motorsport	ITA	Felipe Drugovich	BRA			Dallara F312	RP Motorsport	213.8	11	213.4	4	213.4	6	213.0	7	211.3	3	213.0
8	11	Campos Racing	ESP	Alex Karkosik	POL			Dallara F312	Campos Racing	213.4	6	213.4	7	213.4	8	213.4	11	213.0	3	213.3
9	15	Campos Racing	ESP	Yves Baltas	USA	R	3	Dallara F312	Campos Racing	213.4	3	213.0	5	213.0	7	212.1	6	212.1	10	212.7
10	19	Fortec Motorsport	GBR	Aldo Festante	ITA	R	4	Dallara F312	Fortec Motorsport	213.0	6	212.5	5	212.5	7	212.1	11	211.7	10	212.4
11	12	Drivex School	ESP	Christian Hahn	BRA			Dallara F312	Drivex School	212.5	6	212.1	7	211.7	11	211.3	10	210.5	3	211.6
12	77	RP Motorsport	ITA	Guilherme Samaia	BRA			Dallara F312	RP Motorsport	212.5	5	212.1	9	211.7	11	211.3	4	211.3	8	211.8
13	8	Drivex School	ESP	Lukas Dunner	AUT	R	5	Dallara F312	Drivex School	211.3	8	211.3	9	210.9	4	210.9	6	210.9	7	211.1



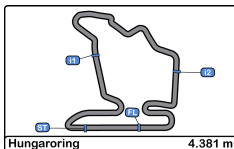


Hungaroring
Euroformula Open
Free Practice - 1
Fastest Laps Sequence



Lap	Time of Day	Session Time	Nº	Entrant	Nat	Driver	Nat	Cat	Chassis	Team	Time	Km/h
2	10:13:46.445	3:46.445	10	RACE	ESP	Bent Viscaal	NLD	R	Dallara F312	Teo Martin Motorsport	1:39.100	159.1
2	10:15:02.782	5:02.782	11	Campos Racing	ESP	Alex Karkosik	POL		Dallara F312	Campos Racing	1:38.931	159.4
3	10:15:24.839	5:24.839	10	RACE	ESP	Bent Viscaal	NLD	R	Dallara F312	Teo Martin Motorsport	1:38.394	160.2
4	10:17:46.705	7:46.705	8	Drivex School	ESP	Lukas Dunner	AUT	R	Dallara F312	Drivex School	1:38.280	160.4
4	10:17:59.897	7:59.897	18	Campos Racing	ESP	Marcos Siebert	ARG		Dallara F312	Campos Racing	1:38.095	160.7
5	10:19:24.649	9:24.649	8	Drivex School	ESP	Lukas Dunner	AUT	R	Dallara F312	Drivex School	1:37.944	161.0
6	10:21:24.417	11:24.417	18	Campos Racing	ESP	Marcos Siebert	ARG		Dallara F312	Campos Racing	1:37.616	161.5
10	10:34:40.740	24:40.740	11	Campos Racing	ESP	Alex Karkosik	POL		Dallara F312	Campos Racing	1:37.611	161.5



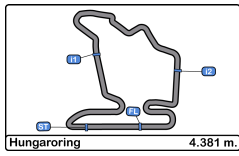


Hungaroring
Euroformula Open
Free Practice - 1
Event Best Maximum Speed



Nº	Entrant	Nat	Driver	Nat	Cat	Clas	Chassis	Team	Km/h	Session
34	Carlin Motorsport	GBR	Matheus Iorio	BRA			Dallara F312	Carlin Motorsport	216.4	Free Practice - 1
10	RACE	ESP	Bent Viscaal	NLD	R	1	Dallara F312	Teo Martin Motorsport	216.0	Free Practice - 1
21	Fortec Motorsport	GBR	Calan Williams	AUS			Dallara F312	Fortec Motorsport	214.7	Free Practice - 1
1	RP Motorsport	ITA	Leonard Hoogenboom	NLD	R	2	Dallara F312	RP Motorsport	214.7	Free Practice - 1
28	Carlin Motorsport	GBR	Cameron Das	USA			Dallara F312	Carlin Motorsport	214.7	Free Practice - 1
18	Campos Racing	ESP	Marcos Siebert	ARG			Dallara F312	Campos Racing	214.2	Free Practice - 1
4	RP Motorsport	ITA	Felipe Drugovich	BRA			Dallara F312	RP Motorsport	213.8	Free Practice - 1
15	Campos Racing	ESP	Yves Baltas	USA	R	3	Dallara F312	Campos Racing	213.4	Free Practice - 1
11	Campos Racing	ESP	Alex Karkosik	POL			Dallara F312	Campos Racing	213.4	Free Practice - 1
19	Fortec Motorsport	GBR	Aldo Festante	ITA	R	4	Dallara F312	Fortec Motorsport	213.0	Free Practice - 1
12	Drivex School	ESP	Christian Hahn	BRA			Dallara F312	Drivex School	212.5	Free Practice - 1
77	RP Motorsport	ITA	Guilherme Samaia	BRA			Dallara F312	RP Motorsport	212.5	Free Practice - 1
8	Drivex School	ESP	Lukas Dunner	AUT	R	5	Dallara F312	Drivex School	211.3	Free Practice - 1





Hungaroring
Euroformula Open
Free Practice - 1
Pit Stop Analysis



1 Leonard Hoogenboom R RP Motorsport
 Dallara F312

Nr.	In Day Time	In Time	Out Time	Pit Time	T. Pit Time	Handicap	Penalty
1	10:23:16.347	10:23:16.347	10:26:07.039	2:50.692	2:50.692		

4 Felipe Drugovich RP Motorsport
 Dallara F312

Nr.	In Day Time	In Time	Out Time	Pit Time	T. Pit Time	Handicap	Penalty
1	10:25:25.476	10:25:25.476	10:29:21.200	3:55.724	3:55.724		

8 Lukas Dunner R Drivex School
 Dallara F312

Nr.	In Day Time	In Time	Out Time	Pit Time	T. Pit Time	Handicap	Penalty
1	10:26:26.503	10:26:26.503	10:32:15.216	5:48.713	5:48.713		

10 Bent Viscaal R Teo Martin Motorsport
 Dallara F312

Nr.	In Day Time	In Time	Out Time	Pit Time	T. Pit Time	Handicap	Penalty
1	10:22:00.551	10:22:00.551	10:30:26.750	8:26.199	8:26.199		

11 Alex Karkosik Campos Racing
 Dallara F312

Nr.	In Day Time	In Time	Out Time	Pit Time	T. Pit Time	Handicap	Penalty
1	10:25:01.163	10:25:01.163	10:31:07.759	6:06.596	6:06.596		

12 Christian Hahn Drivex School
 Dallara F312

Nr.	In Day Time	In Time	Out Time	Pit Time	T. Pit Time	Handicap	Penalty
1	10:22:49.495	10:22:49.495	10:28:54.512	6:05.017	6:05.017		

15 Yves Baltas R Campos Racing
 Dallara F312

Nr.	In Day Time	In Time	Out Time	Pit Time	T. Pit Time	Handicap	Penalty
1	10:11:51.053	10:11:51.053	10:15:36.109	3:45.056	3:45.056		
2	10:25:34.120	10:25:34.120	10:31:33.569	5:59.449	9:44.505		

18 Marcos Siebert Campos Racing
 Dallara F312

Nr.	In Day Time	In Time	Out Time	Pit Time	T. Pit Time	Handicap	Penalty
1	10:23:05.789	10:23:05.789	10:30:58.312	7:52.523	7:52.523		

19 Aldo Festante R Fortec Motorsport
 Dallara F312

Nr.	In Day Time	In Time	Out Time	Pit Time	T. Pit Time	Handicap	Penalty
1	10:22:15.332	10:22:15.332	10:29:33.426	7:18.094	7:18.094		

21 Calan Williams Fortec Motorsport
 Dallara F312

Nr.	In Day Time	In Time	Out Time	Pit Time	T. Pit Time	Handicap	Penalty
1	10:24:01.535	10:24:01.535	10:30:21.089	6:19.554	6:19.554		

28 Cameron Das Carlin Motorsport
 Dallara F312

Nr.	In Day Time	In Time	Out Time	Pit Time	T. Pit Time	Handicap	Penalty
1	10:22:24.784	10:22:24.784	10:31:08.572	8:43.788	8:43.788		

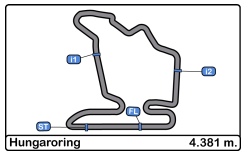
34 Matheus Iorio Carlin Motorsport
 Dallara F312

Nr.	In Day Time	In Time	Out Time	Pit Time	T. Pit Time	Handicap	Penalty
1	10:24:08.817	10:24:08.817	10:28:51.552	4:42.735	4:42.735		

77 Guilherme Samaia RP Motorsport
 Dallara F312

Nr.	In Day Time	In Time	Out Time	Pit Time	T. Pit Time	Handicap	Penalty
1	10:14:11.888	10:14:11.888	10:16:57.788	2:45.900	2:45.900		
2	10:21:58.938	10:21:58.938	10:24:02.613	2:03.675	4:49.575		
3	10:30:49.540	10:30:49.540	10:32:34.466	1:44.926	6:34.501		

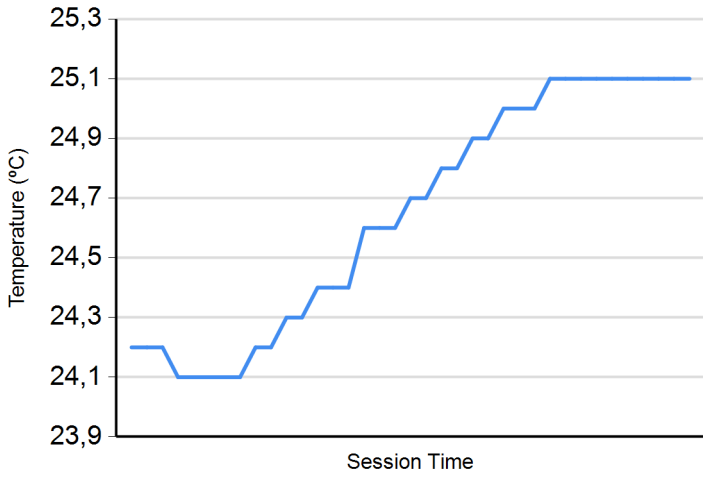




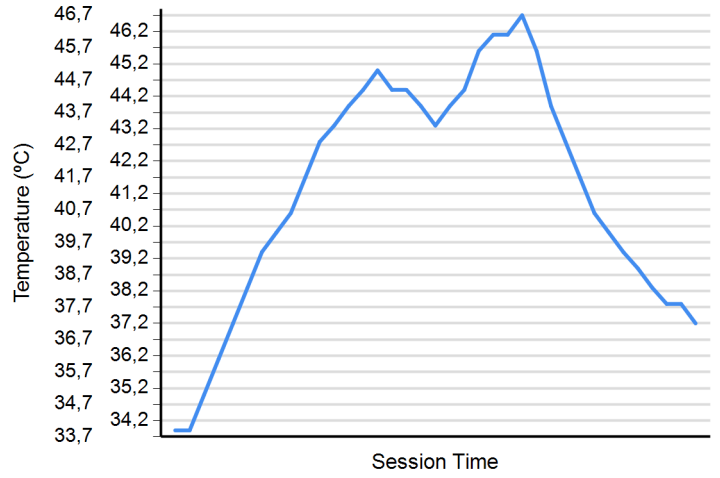
Hungaroring
Euroformula Open
Free Practice - 1
Weather Report



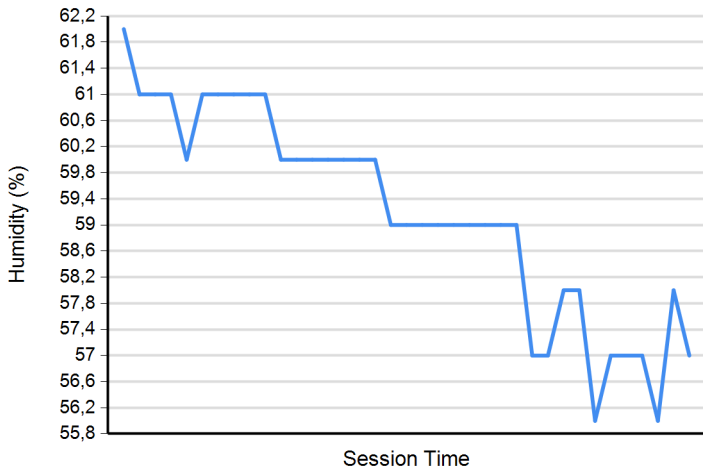
Air Temperature



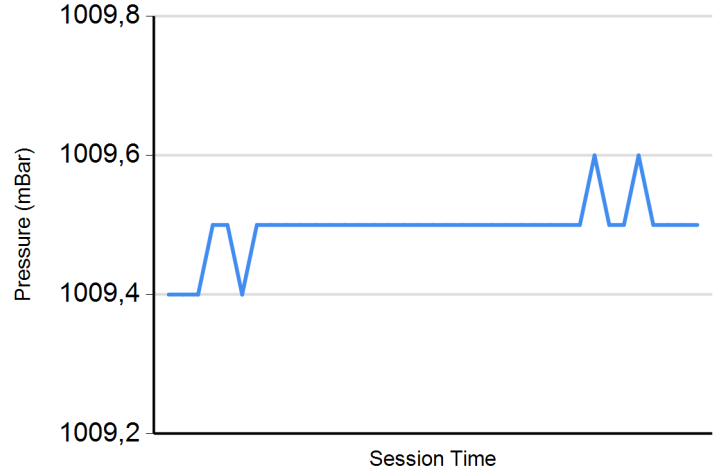
Track Temperature



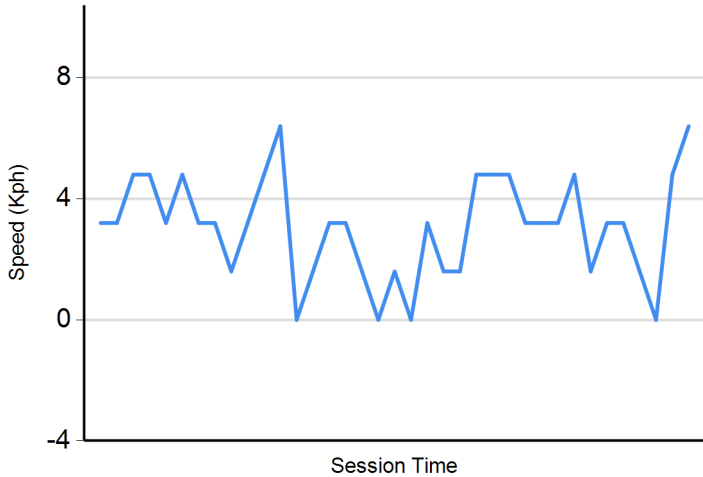
Humidity



Pressure



Wind Speed



Wind direction

North = 0°/360° Est = 90° South = 180° West = 270°

