

Hungaroring  
Euroformula Open  
Private test - 1  
Provisional Results



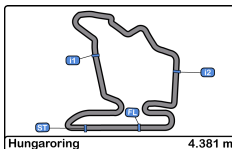
Clas	Nº	Entrant	Nat	Driver	Nat	Cat	Clas	Chassis	Team	Laps	Best	Time	Gap	Interval	Km/h
1	4	RP Motorsport	ITA	Felipe Drugovich	BRA			Dallara F312	RP Motorsport	38	36	1:37.010			162.5
2	28	Carlin Motorsport	GBR	Cameron Das	USA			Dallara F312	Carlin Motorsport	41	20	1:37.142	0.132	0.132	162.3
3	10	RACE	ESP	Bent Viscaal	NLD	R	1	Dallara F312	Teo Martin Motorsport	57	39	1:37.214	0.204	0.072	162.2
4	8	Drivex School	ESP	Lukas Dunner	AUT	R	2	Dallara F312	Drivex School	56	55	1:37.279	0.269	0.065	162.1
5	18	Campos Racing	ESP	Marcos Siebert	ARG			Dallara F312	Campos Racing	43	22	1:37.284	0.274	0.005	162.1
6	11	Campos Racing	ESP	Alex Karkosik	POL			Dallara F312	Campos Racing	43	33	1:37.511	0.501	0.227	161.7
7	34	Carlin Motorsport	GBR	Matheus Iorio	BRA			Dallara F312	Carlin Motorsport	39	24	1:37.514	0.504	0.003	161.7
8	12	Drivex School	ESP	Christian Hahn	BRA			Dallara F312	Drivex School	43	30	1:37.713	0.703	0.199	161.4
9	77	RP Motorsport	ITA	Guilherme Samaia	BRA			Dallara F312	RP Motorsport	41	38	1:37.791	0.781	0.078	161.2
10	1	RP Motorsport	ITA	Leonard Hoogenboom	NLD	R	3	Dallara F312	RP Motorsport	43	41	1:38.174	1.164	0.383	160.6
11	19	Fortec Motorsport	GBR	Aldo Festante	ITA	R	4	Dallara F312	Fortec Motorsport	51	40	1:38.241	1.231	0.067	160.5
12	21	Fortec Motorsport	GBR	Calan Williams	AUS			Dallara F312	Fortec Motorsport	52	46	1:38.355	1.345	0.114	160.3
13	15	Campos Racing	ESP	Yves Baltas	USA	R	5	Dallara F312	Campos Racing	6	5	1:39.535	2.525	1.180	158.4

Published at:.....

Track Temp: 51.1 °C Air Temp: 28.0 °C Humidity: 46 % Track Status: DRY

Stewards:	Race Director:	Timekeeper: 
-----------	----------------	---





Hungaroring  
Euroformula Open  
Private test - 1  
Provisional Results by Class



Clas	Nº	Entrant	Nat	Driver	Nat	Cat	Clas	Chassis	Team	Laps	Best	Time	Gap	Interval	Km/h
1	4	RP Motorsport	ITA	Felipe Drugovich	BRA			Dallara F312	RP Motorsport	38	36	1:37.010			162.5
2	28	Carlin Motorsport	GBR	Cameron Das	USA			Dallara F312	Carlin Motorsport	41	20	1:37.142	0.132	0.132	162.3
3	18	Campos Racing	ESP	Marcos Siebert	ARG			Dallara F312	Campos Racing	43	22	1:37.284	0.274	0.142	162.1
4	11	Campos Racing	ESP	Alex Karkosik	POL			Dallara F312	Campos Racing	43	33	1:37.511	0.501	0.227	161.7
5	34	Carlin Motorsport	GBR	Matheus Iorio	BRA			Dallara F312	Carlin Motorsport	39	24	1:37.514	0.504	0.003	161.7
6	12	Drivex School	ESP	Christian Hahn	BRA			Dallara F312	Drivex School	43	30	1:37.713	0.703	0.199	161.4
7	77	RP Motorsport	ITA	Guilherme Samaia	BRA			Dallara F312	RP Motorsport	41	38	1:37.791	0.781	0.078	161.2
8	21	Fortec Motorsport	GBR	Calan Williams	AUS			Dallara F312	Fortec Motorsport	52	46	1:38.355	1.345	0.564	160.3
<b>Rookie</b>															
1	10	RACE	ESP	Bent Viscaal	NLD	R	1	Dallara F312	Teo Martin Motorsport	57	39	1:37.214			162.2
2	8	Drivex School	ESP	Lukas Dunner	AUT	R	2	Dallara F312	Drivex School	56	55	1:37.279	0.065	0.065	162.1
3	1	RP Motorsport	ITA	Leonard Hoogenboom	NLD	R	3	Dallara F312	RP Motorsport	43	41	1:38.174	0.960	0.895	160.6
4	19	Fortec Motorsport	GBR	Aldo Festante	ITA	R	4	Dallara F312	Fortec Motorsport	51	40	1:38.241	1.027	0.067	160.5
5	15	Campos Racing	ESP	Yves Baltas	USA	R	5	Dallara F312	Campos Racing	6	5	1:39.535	2.321	1.294	158.4

Published at:.....

Track Temp: 51.1 °C    Air Temp: 28.0 °C    Humidity: 46 %    Track Status: DRY

Stewards:	Race Director:	Timekeeper: 
-----------	----------------	---





**Hungaroring**  
**Euroformula Open**  
**Private test - 1**  
**Lap Analysis**



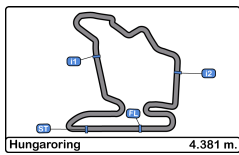
**1** Leonard Hoogenboom R Dallara F312 **4** Felipe Drugovich Dallara F312  
 RP Motorsport RP Motorsport

Lap	D	Time	Sector 1	Sector 2	Sector 3	T. Spd	Elapsed	Lap	D	Time	Sector 1	Sector 2	Sector 3	T. Spd	Elapsed
1		9:06:53.247	9:05:27.332	49.260	36.655		9:06:53.247	1		9:04:01.475	9:02:45.721	42.920	32.834		9:04:01.475
2		2:10.733	51.577	46.557	32.599	150.6	9:09:03.980	2		1:56.851	45.662	40.294	30.895	104.6	9:05:58.326
3		2:01.910	42.306	44.584	35.020	190.1	9:11:05.890	3		2:01.376	45.840	43.048	32.488	174.4	9:07:59.702
4		2:01.875 P	42.210	40.485	39.180	193.2	9:13:07.765	4		2:00.776 P	44.992	39.295	36.489	157.4	9:10:00.478
5		14:16.020	13:04.789	41.685	29.546		9:27:23.785	5		19:23.869	18:16.838	39.157	27.874		9:29:24.347
6		1:45.119	38.048	37.949	29.122	209.3	9:29:08.904	6		1:39.929	36.995	35.718	27.216	210.1	9:31:04.276
7		1:42.493	37.381	36.850	28.262	213.0	9:30:51.397	7		1:38.899	36.750	35.037	27.112	213.8	9:32:43.175
8		1:41.978	37.020	36.618	28.340	213.8	9:32:33.375	8		1:38.975	37.130	34.738	27.107	214.7	9:34:22.150
9		1:44.726	40.160	36.580	27.986	202.2	9:34:18.101	9		1:38.597	36.561	34.687	27.349	216.4	9:36:00.747
10		1:43.482	37.248	36.161	30.073	212.1	9:36:01.583	10		1:48.640	41.582	39.519	27.539	217.3	9:37:49.387
11		1:40.374	36.730	36.032	27.612	216.8	9:37:41.957	11		1:38.245	36.959	34.420	26.866	216.0	9:39:27.632
12		1:39.931	36.822	35.636	27.473	214.2	9:39:21.888	12		1:38.320	36.706	34.658	26.956	216.0	9:41:05.952
13		1:39.622	36.690	35.595	27.337	215.1	9:41:01.510	13		1:38.299	36.516	34.633	27.150	216.4	9:42:44.251
14		1:41.916	37.856	36.260	27.800	214.2	9:42:43.426	14		1:44.670 P	36.784	35.156	32.730	218.1	9:44:28.921
15		1:41.443	36.761	35.727	28.955	214.2	9:44:24.869	15		34:57.435 P	33:36.885	43.597	36.953		10:19:26.356
16		1:45.444 P	36.853	35.609	32.982	215.1	9:46:10.313	16		7:28.943	6:25.471	35.991	27.481		10:26:55.299
17		40:49.710	39:42.630	38.647	28.433		10:27:00.023	17		1:38.422	36.803	34.709	26.910	213.0	10:28:33.721
18		1:40.824	37.531	35.761	27.532	211.3	10:28:40.847	18		1:37.931	36.662	34.473	26.796	213.0	10:30:11.652
19		1:39.673	37.085	35.365	27.223	210.9	10:30:20.520	19		1:37.673	36.533	34.340	26.800	213.4	10:31:49.325
20		1:39.159	36.886	35.081	27.192	212.1	10:31:59.679	20		1:46.310	38.437	39.061	28.812	213.8	10:33:35.635
21		1:39.388	36.805	35.228	27.355	212.5	10:33:39.067	21		1:43.497 P	36.647	34.369	32.481	213.8	10:35:19.132
22		1:39.293	36.677	35.253	27.363	213.0	10:35:18.360	22		7:07.574	6:02.905	36.816	27.853		10:42:26.706
23		1:39.126	36.894	35.100	27.132	212.1	10:36:57.486	23		1:38.381	36.564	34.614	27.203	212.1	10:44:05.087
24		1:39.301	36.840	35.104	27.357	213.0	10:38:36.787	24		1:47.422 P	36.530	35.106	35.786	213.8	10:45:52.509
25		1:39.205	36.947	35.051	27.207	212.5	10:40:15.992	25		8:49.684	7:40.482	39.505	29.697		10:54:42.193
26		1:45.965 P	36.804	35.492	33.669	213.0	10:42:01.957	26		1:41.895	38.297	36.004	27.594	200.7	10:56:24.088
27		10:45.800	9:41.539	36.639	27.622		10:52:47.757	27		1:37.310	36.422	34.196	26.692	211.7	10:58:01.398
28		1:39.750	37.238	35.337	27.175	210.9	10:54:27.507	28		1:37.144	36.439	34.146	26.559	213.8	10:59:38.542
29		1:42.152	36.815	38.065	27.272	211.7	10:56:09.659	29		1:51.596 P	38.139	39.002	34.455	215.1	11:01:30.138
30		1:39.723	36.828	35.084	27.811	211.7	10:57:49.382	30		39:58.770	38:54.605	36.700	27.465		11:41:28.908
31		1:40.360	36.798	36.052	27.510	212.5	10:59:29.742	31		1:38.339	36.748	34.644	26.947	212.1	11:43:07.247
32		1:39.263	36.667	35.356	27.240	214.2	11:01:09.005	32		1:47.432 P	36.662	36.525	34.245	214.7	11:44:54.679
33		1:46.232 P	36.774	35.693	33.765	213.4	11:02:55.237	33		5:13.915	4:10.830	36.151	26.934		11:50:08.594
34		38:21.495	37:12.857	40.287	28.351		11:41:16.732	34		1:37.180	36.370	34.289	26.521	215.1	11:51:45.774
35		1:40.854	37.580	36.051	27.223	211.3	11:42:57.586	35		1:37.102	36.149	34.271	26.682	215.5	11:53:22.876
36		1:42.894	37.040	38.408	27.446	213.0	11:44:40.480	36		1:37.010	36.250	34.165	26.595	215.1	11:54:59.886
37		1:39.353	36.773	35.484	27.096	214.7	11:46:19.833	37		1:37.016	36.261	34.102	26.653	214.7	11:56:36.902
38		1:38.593	36.761	34.957	26.875	213.8	11:47:58.426	38		1:43.839 P	37.899	34.231	31.709	213.4	11:58:20.741
39		1:38.496	36.589	34.873	27.034	215.1	11:49:36.922								
40		1:38.273	36.669	34.706	26.898	214.2	11:51:15.195								
41		1:38.174	36.572	34.689	26.913	214.7	11:52:53.369								
42		1:38.476	36.561	34.791	27.124	214.2	11:54:31.845								
43		1:51.401 P	36.881	35.101	39.419	213.8	11:56:23.246								

**8** Lukas Dunner R Dallara F312  
 Drivex School

Lap	D	Time	Sector 1	Sector 2	Sector 3	T. Spd	Elapsed
1		9:04:41.362	9:03:24.449	45.974	30.939		9:04:41.362
2		1:52.355	41.068	39.708	31.579	210.1	9:06:33.717
3		1:46.950	39.677	38.379	28.894	210.1	9:08:20.667
4		1:43.639	38.416	36.627	28.596	211.3	9:10:04.306
5		2:00.111	45.285	43.683	31.143	192.5	9:12:04.417
6		1:41.470	37.633	35.812	28.025	209.3	9:13:45.887
7		1:54.881 P	36.994	39.699	38.188	213.4	9:15:40.768
8		5:22.721	4:19.883	35.431	27.407		9:21:03.489
9		1:39.623	37.120	35.400	27.103	212.5	9:22:43.112
10		1:38.642	36.955	34.634	27.053	213.0	9:24:21.754
11		1:38.709	36.949	34.593	27.167	213.4	9:26:00.463
12		1:38.938	36.783	34.908	27.247	213.4	9:27:39.401
13		1:38.786	36.761	34.876	27.149	213.8	9:29:18.187





**Hungaroring**  
**Euroformula Open**  
**Private test - 1**  
**Lap Analysis**



14	1:38.885	36.870	34.909	27.106	213.8	9:30:57.072	13	1:38.564	36.601	34.837	27.126	214.7	9:31:12.765
15	1:38.780	36.962	34.766	27.052	213.8	9:32:35.852	14	2:21.766 P	46.706	50.572	44.488	180.9	9:33:34.531
16	1:44.731 P	37.084	34.914	32.733	214.2	9:34:20.583	15	11:47.756	10:43.262	36.884	27.610		9:45:22.287
17	6:51.285	5:42.344	39.954	28.987		9:41:11.868	16	1:51.903	39.733	43.698	28.472	213.4	9:47:14.190
18	1:46.627	41.280	38.013	27.334	200.7	9:42:58.495	17	1:38.543	36.849	34.740	26.954	211.7	9:48:52.733
19	1:38.636	36.878	34.803	26.955	211.7	9:44:37.131	18	2:10.337	49.348	52.219	28.770	200.7	9:51:03.070
20	1:40.127	36.789	36.287	27.051	213.0	9:46:17.258	19	1:38.073	36.582	34.432	27.059	213.0	9:52:41.143
21	1:38.303	36.850	34.490	26.963	212.5	9:47:55.561	20	2:15.708	48.127	52.874	34.707	201.1	9:54:56.851
22	1:38.048	36.703	34.347	26.998	213.4	9:49:33.609	21	1:41.107	36.679	35.534	28.894	213.4	9:56:37.958
23	1:38.499	36.964	34.643	26.892	213.4	9:51:12.108	22	1:58.745	44.642	44.891	29.212	189.4	9:58:36.703
24	1:43.593 P	36.791	34.262	32.540	213.4	9:52:55.701	23	1:43.556 P	37.276	34.936	31.344	212.1	10:00:20.259
25	34:21.259	33:10.906	40.562	29.791		10:27:16.960	24	26:45.675	25:37.457	37.671	30.547		10:27:05.934
26	1:50.760	38.747	38.626	33.387	200.3	10:29:07.720	25	1:41.305	36.918	36.911	27.476	213.0	10:28:47.239
27	1:37.779	36.910	34.224	26.645	210.5	10:30:45.499	26	1:39.350	37.123	35.099	27.128	212.5	10:30:26.589
28	1:37.451	36.596	33.954	26.901	213.0	10:32:22.950	27	2:09.849	47.295	49.373	33.181	185.8	10:32:36.438
29	1:37.664	36.563	34.350	26.751	212.1	10:34:00.614	28	1:39.650	36.891	35.410	27.349	212.5	10:34:16.088
30	1:37.635	36.465	34.173	26.997	213.8	10:35:38.249	29	2:12.141	48.474	52.662	31.005	193.5	10:36:28.229
31	1:57.943	45.347	45.039	27.557	213.4	10:37:36.192	30	1:38.961	36.938	34.924	27.099	212.1	10:38:07.190
32	1:42.569 P	36.572	34.990	31.007	211.3	10:39:18.761	31	2:13.467	47.492	52.121	33.854	189.4	10:40:20.657
33	10:04.773	8:54.578	40.044	30.151		10:49:23.534	32	1:38.807	36.742	34.942	27.123	212.1	10:41:59.464
34	1:48.302	42.402	38.726	27.174	198.5	10:51:11.836	33	1:58.466 P	40.387	40.165	37.914	192.5	10:43:57.930
35	1:37.499	36.729	34.242	26.528	210.1	10:52:49.335	34	12:41.435	11:33.372	39.378	28.685		10:56:39.365
36	2:04.746	48.831	48.186	27.729	212.1	10:54:54.081	35	1:37.797	36.755	34.321	26.721	210.9	10:58:17.162
37	1:38.005	36.605	34.714	26.686	209.3	10:56:32.086	36	1:57.315	43.005	45.465	28.845	195.6	11:00:14.477
38	1:37.644	36.623	34.268	26.753	211.3	10:58:09.730	37	1:37.571	36.547	34.312	26.712	211.3	11:01:52.048
39	1:38.655	36.585	34.228	27.842	211.3	10:59:48.385	38	2:07.738	48.205	48.360	31.173	178.5	11:03:59.786
40	1:44.416 P	37.633	34.876	31.907	204.1	11:01:32.801	39	1:37.214	36.621	34.061	26.532	211.3	11:05:37.000
41	8:54.971	7:45.184	39.123	30.664		11:10:27.772	40	2:08.445	45.774	53.614	29.057	179.4	11:07:45.445
42	1:42.515	39.476	35.957	27.082	200.7	11:12:10.287	41	1:37.379	36.604	34.112	26.663	212.5	11:09:22.824
43	1:37.544	36.587	34.161	26.796	209.7	11:13:47.831	42	2:08.568	45.659	49.455	33.454	194.2	11:11:31.392
44	1:39.058	36.632	35.306	27.120	212.1	11:15:26.889	43	1:42.637 P	36.723	34.625	31.289	210.1	11:13:14.029
45	1:37.645	36.602	34.280	26.763	210.5	11:17:04.534	44	16:38.015	15:35.200	35.935	26.880		11:29:52.044
46	1:37.842	36.515	34.324	27.003	210.9	11:18:42.376	45	1:38.007	36.510	34.793	26.704	213.8	11:31:30.051
47	1:42.639 P	36.563	34.668	31.408	212.1	11:20:25.015	46	1:56.204	45.378	43.296	27.530	186.2	11:33:26.255
48	28:33.397	27:24.699	39.717	28.981		11:48:58.412	47	1:56.431	36.538	50.820	29.073	211.3	11:35:22.686
49	1:42.957	39.381	36.724	26.852	204.9	11:50:41.369	48	1:37.488	36.629	34.328	26.531	212.5	11:37:00.174
50	1:37.320	36.519	34.353	26.448	213.0	11:52:18.689	49	2:03.118	45.844	48.541	28.733	191.1	11:39:03.292
51	1:37.300	36.452	34.161	26.687	213.0	11:53:55.989	50	1:51.976	37.070	43.082	31.824	212.5	11:40:55.268
52	2:02.586	48.306	47.304	26.976	212.1	11:55:58.575	51	1:37.529	36.440	34.402	26.687	211.7	11:42:32.797
53	1:37.497	36.527	34.163	26.807	211.3	11:57:36.072	52	2:05.691	47.193	49.633	28.865	191.8	11:44:38.488
54	1:53.679	47.125	39.348	27.206	215.5	11:59:29.751	53	1:37.287	36.513	34.192	26.582	212.1	11:46:15.775
55	1:37.279	36.486	34.124	26.669	212.5	12:01:07.030	54	2:07.118	47.689	47.638	31.791	212.5	11:48:22.893
56	1:43.166 P	36.488	34.277	32.401	213.8	12:02:50.196	55	1:37.601	36.592	34.226	26.783	212.5	11:50:00.494
56							56	2:03.510	45.238	47.539	30.733	194.2	11:52:04.004
57							57	1:42.596 P	36.558	35.060	30.978	213.4	11:53:46.600

10

Bent Viscaal

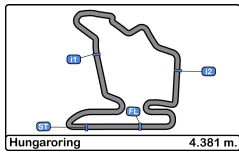
R

Dallara F312

Teo Martin Motorsport

Lap	D	Time	Sector 1	Sector 2	Sector 3	T. Spd	Elapsed
1		9:02:37.302 P	9:01:16.667	42.623	38.012		9:02:37.302
2		7:07.254	5:54.236	44.241	28.777		9:09:44.556
3		1:40.547	37.103	35.828	27.616	213.4	9:11:25.103
4		1:41.885	38.429	35.920	27.536	213.8	9:13:06.988
5		1:46.373 P	36.961	36.677	32.735	214.2	9:14:53.361
6		3:33.240	2:27.757	37.970	27.513		9:18:26.601
7		1:40.853	37.901	35.485	27.467	215.1	9:20:07.454
8		2:00.980	42.779	47.534	30.667	214.2	9:22:08.434
9		1:39.090	36.683	35.225	27.182	213.0	9:23:47.524
10		2:06.203	45.776	49.815	30.612	193.5	9:25:53.727
11		1:38.878	36.661	35.020	27.197	213.4	9:27:32.605
12		2:01.596	43.804	46.994	30.798	198.5	9:29:34.201





**Hungaroring**  
**Euroformula Open**  
**Private test - 1**  
**Lap Analysis**



11

Alex Karkosik

Dallara F312

12

Christian Hahn

Dallara F312

Campos Racing

Drivex School

Lap	D	Time	Sector 1	Sector 2	Sector 3	T. Spd	Elapsed	Lap	D	Time	Sector 1	Sector 2	Sector 3	T. Spd	Elapsed
1		9:02:52.554 P	9:01:31.675	43.188	37.691		9:02:52.554	1		9:08:25.349	9:07:11.296	43.166	30.887		9:08:25.349
2		4:50.763	3:43.322	39.061	28.380		9:07:43.317	2		1:48.979	40.252	39.192	29.535	205.7	9:10:14.328
3		1:40.501	37.344	36.079	27.078	211.3	9:09:23.818	3		1:43.704	38.213	37.275	28.216	209.7	9:11:58.032
4		1:39.976	36.906	35.340	27.730	213.8	9:11:03.794	4		2:03.661 P	38.673	39.056	45.932	210.5	9:14:01.693
5		1:39.091	36.644	35.336	27.111	214.7	9:12:42.885	5		11:18.209	10:05.209	42.713	30.287		9:25:19.902
6		1:39.128	36.930	35.041	27.157	214.2	9:14:22.013	6		1:47.483	39.356	38.856	29.271	210.5	9:27:07.385
7		1:38.745	36.732	34.999	27.014	214.7	9:16:00.758	7		1:43.754	38.125	37.054	28.575	210.9	9:28:51.139
8		1:38.569	36.647	34.832	27.090	215.5	9:17:39.327	8		1:48.873	38.745	38.861	31.267	210.1	9:30:40.012
9		1:46.024 P	36.773	35.889	33.362	214.7	9:19:25.351	9		2:00.663 P	41.037	41.595	38.031	198.1	9:32:40.675
10		8:03.675	6:58.086	37.213	28.376		9:27:29.026	10		9:41.780	8:35.222	38.434	28.124		9:42:22.455
11		1:38.581	36.670	34.906	27.005	213.4	9:29:07.607	11		1:40.048	36.959	35.460	27.629	211.7	9:44:02.503
12		1:38.481	36.603	35.116	26.762	216.8	9:30:46.088	12		1:39.413	36.996	35.080	27.337	213.4	9:45:41.916
13		1:38.502	36.639	35.099	26.764	216.4	9:32:24.590	13		1:38.674	36.704	34.740	27.230	213.4	9:47:20.590
14		1:38.595	36.599	34.724	27.272	216.0	9:34:03.185	14		1:38.453	36.695	34.694	27.064	213.4	9:48:59.043
15		1:46.349 P	36.969	35.735	33.645	213.8	9:35:49.534	15		1:48.752	40.316	38.677	29.759	213.4	9:50:47.795
16		11:43.868	10:34.527	40.602	28.739		9:47:33.402	16		1:38.302	36.815	34.502	26.985	212.5	9:52:26.097
17		1:38.755	36.861	34.766	27.128	210.9	9:49:12.157	17		1:59.357 P	44.837	40.272	34.248	214.2	9:54:25.454
18		1:41.723	36.804	37.830	27.089	209.7	9:50:53.880	18		19:15.367	18:09.190	37.989	28.188		10:13:40.821
19		1:38.767	36.566	35.104	27.097	214.2	9:52:32.647	19		1:38.498	37.011	34.544	26.943	209.7	10:15:19.319
20		1:38.604	36.813	34.825	26.966	213.8	9:54:11.251	20		1:37.902	36.602	34.421	26.879	214.2	10:16:57.221
21		1:38.424	36.539	34.806	27.079	214.7	9:55:49.675	21		2:08.806 P	36.525	50.281	42.000	213.4	10:19:06.027
22		1:38.275	36.504	34.696	27.075	214.7	9:57:27.950	22		10:41.278	9:37.268	36.592	27.418		10:29:47.305
23		1:46.264 P	38.042	35.365	32.857	213.8	9:59:14.214	23		1:38.302	36.832	34.713	26.757	211.3	10:31:25.607
24		29:02.638	27:58.985	36.540	27.113		10:28:16.852	24		1:37.896	36.744	34.260	26.892	211.7	10:33:03.503
25		1:38.435	36.601	34.785	27.049	212.1	10:29:55.287	25		1:38.133	36.617	34.096	27.420	211.7	10:34:41.636
26		1:38.562	36.773	34.934	26.855	213.0	10:31:33.849	26		1:38.424	36.660	34.586	27.178	212.1	10:36:20.060
27		1:38.256	36.677	34.635	26.944	213.4	10:33:12.105	27		1:50.436 P	36.661	34.386	39.389	213.0	10:38:10.496
28		1:38.520	36.583	34.943	26.994	213.0	10:34:50.625	28		28:59.247	27:54.504	36.826	27.917		11:07:09.743
29		1:44.889 P	36.829	35.025	33.035	213.8	10:36:35.514	29		1:38.309	36.930	34.534	26.845	211.3	11:08:48.052
30		9:06.704	7:57.531	39.380	29.793		10:45:42.218	30		1:37.713	36.827	34.119	26.767	212.1	11:10:25.765
31		1:42.485	38.769	36.383	27.333	210.1	10:47:24.703	31		1:37.787	36.817	34.049	26.921	211.7	11:12:03.552
32		1:37.695	36.684	34.437	26.574	210.5	10:49:02.398	32		1:43.248	37.163	38.830	27.255	210.1	11:13:46.800
33		1:37.511	36.460	34.280	26.771	212.1	10:50:39.909	33		1:44.737	36.822	39.868	28.047	211.7	11:15:31.537
34		1:39.627	37.217	35.605	26.805	213.0	10:52:19.536	34		1:40.808	36.953	35.654	28.201	211.7	11:17:12.345
35		1:38.358	36.483	34.972	26.903	213.4	10:53:57.894	35		1:38.333	36.825	34.415	27.093	212.1	11:18:50.678
36		1:37.882	36.432	34.416	27.034	214.2	10:55:35.776	36		1:58.702 P	43.134	39.649	35.919	162.1	11:20:49.380
37		1:47.720 P	36.833	35.277	35.610	213.4	10:57:23.496	37		29:58.444	28:53.765	37.148	27.531		11:50:47.824
38		40:43.345	39:37.457	37.724	28.164		11:38:06.841	38		1:38.714	37.037	34.816	26.861	213.0	11:52:26.538
39		1:38.095	36.496	34.602	26.997	213.8	11:39:44.936	39		1:37.807	36.728	34.274	26.805	213.8	11:54:04.345
40		1:37.737	36.530	34.534	26.673	214.2	11:41:22.673	40		1:38.096	36.819	34.380	26.897	213.0	11:55:42.441
41		1:41.613	36.705	35.035	29.873	214.7	11:43:04.286	41		1:37.974	36.817	34.227	26.930	210.9	11:57:20.415
42		1:38.102	36.551	34.781	26.770	213.8	11:44:42.388	42		1:38.007	36.788	34.346	26.873	213.4	11:58:58.422
43		1:46.702 P	37.595	35.152	33.955	215.1	11:46:29.090	43		1:51.139 P	39.194	38.107	33.838	213.8	12:00:49.561

15

Yves Baltas

R

Dallara F312

Campos Racing

Lap	D	Time	Sector 1	Sector 2	Sector 3	T. Spd	Elapsed
1		9:46:08.478		9:45:39.724	28.754		9:46:08.478
2		3:22.960			3:51.714		9:49:31.438
3		1:43.988		9:50:48.054	27.372		9:51:15.426
4		1:39.688			2:07.060		9:52:55.114
5		1:39.535			3:46.595		9:54:34.649
6		1:51.270			5:37.865		9:56:25.919





**Hungaroring**  
**Euroformula Open**  
**Private test - 1**  
**Lap Analysis**



18

Marcos Siebert

Dallara F312

19

Aldo Festante

R

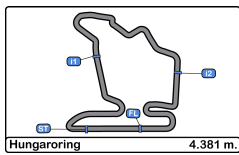
Dallara F312

Campos Racing

Fortec Motorsport

Lap	D	Time	Sector 1	Sector 2	Sector 3	T. Spd	Elapsed	Lap	D	Time	Sector 1	Sector 2	Sector 3	T. Spd	Elapsed
1		9:02:47.445	P 9:01:34.415	39.457	33.573		9:02:47.445	1		9:02:27.676	9:01:14.712	41.828	31.136		9:02:27.676
2		5:00.553	3:55.899	36.867	27.787		9:07:47.998	2		1:48.103	38.991	39.444	29.668	210.5	9:04:15.779
3		1:40.093	37.291	35.545	27.257	215.5	9:09:28.091	3		1:44.944	37.877	38.262	28.805	213.4	9:06:00.723
4		1:39.856	36.712	35.901	27.243	215.5	9:11:07.947	4		1:43.656	37.598	37.774	28.284	214.7	9:07:44.379
5		1:41.683	36.744	35.538	29.401	216.8	9:12:49.630	5		2:07.322	P 42.334	42.315	42.673	214.2	9:09:51.701
6		1:39.613	36.684	35.156	27.773	216.4	9:14:29.243	6		4:37.112	3:30.742	38.032	28.338		9:14:28.813
7		1:46.431	P 38.748	36.369	31.314	220.4	9:16:15.674	7		1:49.633	37.242	43.566	28.825	213.8	9:16:18.446
8		12:05.315	11:01.566	36.218	27.531		9:28:20.989	8		1:41.925	37.131	36.834	27.960	215.1	9:18:00.371
9		1:39.556	36.682	35.596	27.278	214.7	9:30:00.545	9		1:41.316	36.906	36.488	27.922	214.7	9:19:41.687
10		1:43.569	36.579	39.544	27.446	216.0	9:31:44.114	10		1:40.553	36.908	36.029	27.616	213.8	9:21:22.240
11		1:39.061	36.782	34.844	27.435	215.5	9:33:23.175	11		1:41.207	37.111	36.191	27.905	215.1	9:23:03.447
12		1:38.388	36.599	34.789	27.000	215.5	9:35:01.563	12		1:40.214	36.899	35.762	27.553	213.4	9:24:43.661
13		1:43.575	P 36.700	34.782	32.093	216.0	9:36:45.138	13		1:39.781	36.639	35.671	27.471	215.5	9:26:23.442
14		12:59.163	11:56.408	35.806	26.949		9:49:44.301	14		1:40.212	36.718	35.739	27.755	214.2	9:28:03.654
15		1:38.488	36.633	35.043	26.812	214.2	9:51:22.789	15		1:39.910	36.766	35.767	27.377	215.1	9:29:43.564
16		1:42.313	36.687	38.464	27.162	215.1	9:53:05.102	16		1:50.360	P 36.768	36.986	36.606	215.1	9:31:33.924
17		1:43.265	P 36.603	34.478	32.184	215.1	9:54:48.367	17		10:41.931	9:35.567	37.986	28.378		9:42:15.855
18		9:02.656	7:56.496	38.408	27.752		10:03:51.023	18		1:40.739	36.954	36.111	27.674	213.0	9:43:56.594
19		1:40.021	37.305	35.765	26.951	212.1	10:05:31.044	19		1:39.723	36.702	35.678	27.343	213.0	9:45:36.317
20		1:37.924	36.513	34.381	27.030	213.8	10:07:08.968	20		1:39.710	36.582	35.618	27.510	213.8	9:47:16.027
21		1:55.711	36.388	52.336	26.987	214.2	10:09:04.679	21		1:39.487	36.654	35.507	27.326	214.7	9:48:55.514
22		1:37.284	36.435	34.195	26.654	215.1	10:10:41.963	22		1:39.249	36.671	35.216	27.362	214.2	9:50:34.763
23		1:37.934	36.490	34.366	27.078	214.7	10:12:19.897	23		1:48.718	P 36.625	36.735	35.358	214.2	9:52:23.481
24		1:43.050	P 36.700	34.495	31.855	215.5	10:14:02.947	24		13:52.765	12:48.547	36.610	27.608		10:06:16.246
25		14:53.809	13:49.235	36.854	27.720		10:28:56.756	25		1:39.719	36.803	35.506	27.410	212.1	10:07:55.965
26		1:42.120	40.204	35.281	26.635	211.3	10:30:38.876	26		1:39.182	36.754	35.172	27.256	213.4	10:09:35.147
27		1:37.979	36.600	34.746	26.633	213.0	10:32:16.855	27		1:38.835	36.613	35.122	27.100	214.2	10:11:13.982
28		1:41.984	36.411	38.387	27.186	214.7	10:33:58.839	28		1:45.206	36.960	38.296	29.950	213.8	10:12:59.188
29		1:38.036	36.419	34.314	27.303	214.7	10:35:36.875	29		1:46.315	P 36.710	35.265	34.340	213.0	10:14:45.503
30		1:37.937	36.409	34.449	27.079	215.1	10:37:14.812	30		12:21.916	11:13.315	38.581	30.020		10:27:07.419
31		1:49.025	P 38.585	36.758	33.682	213.4	10:39:03.837	31		1:42.659	37.615	37.313	27.731	212.5	10:28:50.078
32		54:32.314	53:24.869	39.391	28.054		11:33:36.151	32		1:39.512	36.978	35.308	27.226	212.5	10:30:29.590
33		1:38.403	36.804	34.500	27.099	210.1	11:35:14.554	33		1:38.853	36.819	34.962	27.072	213.8	10:32:08.443
34		1:38.168	36.512	34.823	26.833	214.2	11:36:52.722	34		1:44.729	39.783	37.113	27.833	213.4	10:33:53.172
35		1:37.834	36.465	34.517	26.852	215.1	11:38:30.556	35		1:38.839	36.617	35.061	27.161	213.0	10:35:32.011
36		2:19.975	P 1:11.136	35.668	33.171	216.4	11:40:50.531	36		1:48.756	P 36.846	37.331	34.579	213.0	10:37:20.767
37		10:02.768	8:57.339	37.947	27.482		11:50:53.299	37		13:05.906	11:56.652	39.458	29.796		10:50:26.673
38		1:42.299	36.446	39.100	26.753	214.7	11:52:35.598	38		1:44.999	38.760	37.629	28.610	208.4	10:52:11.672
39		1:37.719	36.495	34.456	26.768	215.1	11:54:13.317	39		1:39.015	36.990	35.062	26.963	210.1	10:53:50.687
40		1:38.592	36.722	34.989	26.881	214.7	11:55:51.909	40		1:38.241	36.450	34.937	26.854	212.5	10:55:28.928
41		1:43.555	36.855	34.736	31.964	214.2	11:57:35.464	41		1:50.351	38.419	40.131	31.801	210.9	10:57:19.279
42		1:48.969	36.531	34.538	37.900	215.5	11:59:24.433	42		1:38.336	36.793	34.598	26.945	210.1	10:58:57.615
43		1:44.601	P 36.507	34.589	33.505	216.8	12:01:09.034	43		1:45.662	P 36.614	35.337	33.711	212.5	11:00:43.277
44								44		47:50.456	46:46.763	36.335	27.358		11:48:33.733
45								45		1:39.927	37.029	35.510	27.388	213.4	11:50:13.660
46								46		1:39.184	36.863	35.272	27.049	212.1	11:51:52.844
47								47		1:39.180	36.685	35.402	27.093	214.2	11:53:32.024
48								48		1:39.286	36.742	35.434	27.110	213.4	11:55:11.310
49								49		1:39.125	36.694	35.295	27.136	213.0	11:56:50.435
50								50		1:41.422	36.969	37.014	27.439	213.0	11:58:31.857
51								51		1:46.567	P 36.867	35.666	34.034	214.2	12:00:18.424





**Hungaroring**  
**Euroformula Open**  
**Private test - 1**  
**Lap Analysis**



21

Calan Williams

Dallara F312

28

Cameron Das

Dallara F312

Fortec Motorsport

Carlin Motorsport

Lap	D	Time	Sector 1	Sector 2	Sector 3	T. Spd	Elapsed	Lap	D	Time	Sector 1	Sector 2	Sector 3	T. Spd	Elapsed
1		9:02:52.158	9:01:43.081	39.817	29.260		9:02:52.158	1		9:03:27.447	9:02:17.238	40.258	29.951		9:03:27.447
2		1:43.031	38.157	37.183	27.691	213.0	9:04:35.189	2		1:48.387 P	37.838	37.823	32.726	209.3	9:05:15.834
3		1:40.762	37.159	36.209	27.394	214.2	9:06:15.951	3		4:51.132	3:41.625	37.427	32.080		9:10:06.966
4		1:40.479	37.088	35.742	27.649	215.1	9:07:56.430	4		1:40.708	37.447	35.649	27.612	212.1	9:11:47.674
5		1:41.332	37.067	36.719	27.546	213.4	9:09:37.762	5		1:42.899	37.196	38.186	27.517	212.5	9:13:30.573
6		1:39.475	36.824	35.335	27.316	214.7	9:11:17.237	6		1:39.610	36.781	35.250	27.579	214.2	9:15:10.183
7		1:39.077	36.688	35.159	27.230	215.1	9:12:56.314	7		1:39.331	36.671	35.332	27.328	213.8	9:16:49.514
8		1:39.303	36.954	35.038	27.311	214.7	9:14:35.617	8		1:43.971	37.028	35.982	30.961	214.7	9:18:33.485
9		1:39.631	36.663	35.764	27.204	214.2	9:16:15.248	9		1:39.156	36.654	35.170	27.332	214.7	9:20:12.641
10		1:39.047	36.773	34.999	27.275	215.1	9:17:54.295	10		1:39.835	36.646	35.319	27.870	214.7	9:21:52.476
11		1:38.937	36.813	35.040	27.084	214.2	9:19:33.232	11		1:39.288	36.746	35.191	27.351	213.8	9:23:31.764
12		1:44.056 P	36.565	34.811	32.680	214.2	9:21:17.288	12		1:43.588 P	36.834	36.029	30.725	213.8	9:25:15.352
13		9:35.832	8:31.797	36.527	27.508		9:30:53.120	13		8:38.603	7:35.381	35.814	27.408		9:33:53.955
14		1:40.571	36.888	35.313	28.370	214.2	9:32:33.691	14		1:38.773	36.876	34.804	27.093	212.1	9:35:32.728
15		1:46.575	36.703	38.503	31.369	214.2	9:34:20.266	15		1:41.990	36.966	37.078	27.946	213.4	9:37:14.718
16		1:39.458	36.537	35.116	27.805	213.8	9:35:59.724	16		1:38.782	36.817	34.825	27.140	213.8	9:38:53.500
17		1:38.611	36.486	35.063	27.062	214.7	9:37:38.335	17		1:44.357 P	36.733	35.409	32.215	213.4	9:40:37.857
18		1:38.746	36.679	34.727	27.340	214.7	9:39:17.081	18		32:12.102	31:05.170	38.793	28.139		10:12:49.959
19		1:38.891	36.753	34.929	27.209	212.5	9:40:55.972	19		1:37.932	36.686	34.505	26.741	211.7	10:14:27.891
20		1:38.531	36.547	34.911	27.073	214.7	9:42:34.503	20		1:37.142	36.558	34.065	26.519	213.4	10:16:05.033
21		1:38.771	36.775	34.797	27.199	214.2	9:44:13.274	21		1:50.124 P	36.371	34.595	39.158	214.2	10:17:55.157
22		1:39.572	36.605	35.700	27.267	214.7	9:45:52.846	22		11:08.425	10:06.658	34.693	27.074		10:29:03.582
23		1:57.832 P	42.274	38.760	36.798	214.2	9:47:50.678	23		1:37.691	36.720	34.160	26.811	211.3	10:30:41.273
24		39:43.592	38:38.735	36.101	28.756		10:27:34.270	24		1:55.797 P	36.560	34.927	44.310	213.8	10:32:37.070
25		1:39.017	36.767	34.876	27.374	214.2	10:29:13.287	25		9:34.660	8:32.727	35.146	26.787		10:42:11.730
26		1:40.183	37.115	35.905	27.163	213.8	10:30:53.470	26		1:46.816 P	36.492	35.874	34.450	212.1	10:43:58.546
27		1:40.575	36.799	34.591	29.185	213.8	10:32:34.045	27		8:33.264	7:29.908	36.011	27.345		10:52:31.810
28		1:38.987	36.844	35.018	27.125	213.8	10:34:13.032	28		1:38.598	36.957	34.696	26.945	211.3	10:54:10.408
29		1:38.432	36.667	34.674	27.091	213.8	10:35:51.464	29		1:38.196	36.870	34.525	26.801	211.7	10:55:48.604
30		1:39.322	36.660	34.707	27.955	214.2	10:37:30.786	30		1:44.930 P	36.690	37.374	30.866	211.3	10:57:33.534
31		1:52.100 P	38.603	36.984	36.513	213.0	10:39:22.886	31		6:58.037	5:55.803	35.262	26.972		11:04:31.571
32		10:02.119	8:56.086	38.005	28.028		10:49:25.005	32		1:38.175	36.730	34.637	26.808	211.3	11:06:09.746
33		1:38.417	37.066	34.530	26.821	213.4	10:51:03.422	33		1:38.723	36.645	34.945	27.133	212.1	11:07:48.469
34		1:38.359	36.530	34.933	26.896	213.8	10:52:41.781	34		1:38.432	36.826	34.705	26.901	213.4	11:09:26.901
35		1:38.648	36.771	34.687	27.190	213.8	10:54:20.429	35		1:42.608 P	36.689	34.883	31.036	212.5	11:11:09.509
36		1:38.500	36.853	34.615	27.032	213.4	10:55:58.929	36		31:31.666	30:27.848	36.676	27.142		11:42:41.175
37		1:41.877	36.767	37.485	27.625	213.4	10:57:40.806	37		1:38.493	36.852	34.861	26.780	210.9	11:44:19.668
38		1:40.354	36.600	36.327	27.427	213.4	10:59:21.160	38		1:38.234	36.863	34.399	26.972	212.5	11:45:57.902
39		1:39.088	36.596	34.942	27.550	214.2	11:01:00.248	39		1:38.928	36.635	34.754	27.539	212.1	11:47:36.830
40		1:38.695	36.900	34.677	27.118	213.0	11:02:38.943	40		1:39.285	36.925	35.096	27.264	211.3	11:49:16.115
41		1:43.037	36.522	36.159	30.356	214.7	11:04:21.980	41		1:46.726 P	36.703	35.820	34.203	213.0	11:51:02.841
42		1:39.382	36.573	34.785	28.024	213.8	11:06:01.362								
43		1:55.809 P	39.987	38.533	37.289	213.8	11:07:57.171								
44		40:34.871	39:31.095	36.279	27.497		11:48:32.042								
45		1:38.659	36.665	34.922	27.072	213.0	11:50:10.701								
46		1:38.355	36.421	34.980	26.954	216.0	11:51:49.056								
47		1:38.628	36.463	35.015	27.150	214.2	11:53:27.684								
48		1:46.841	36.598	41.825	28.418	213.4	11:55:14.525								
49		1:39.263	36.702	34.876	27.685	214.2	11:56:53.788								
50		1:39.197	37.008	34.937	27.252	213.0	11:58:32.985								
51		1:39.331	36.714	35.251	27.366	216.8	12:00:12.316								
52		1:59.658 P	41.359	39.471	38.828	215.5	12:02:11.974								





**Hungaroring**  
**Euroformula Open**  
**Private test - 1**  
**Lap Analysis**



34

Matheus Iorio

Dallara F312 **77**

Guilherme Samaia

Dallara F312

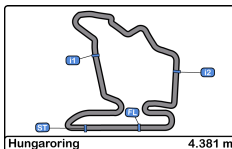
Carlin Motorsport

RP Motorsport

Lap	D	Time	Sector 1	Sector 2	Sector 3	T. Spd	Elapsed	Lap	D	Time	Sector 1	Sector 2	Sector 3	T. Spd	Elapsed
1		9:02:54.603 P	9:01:37.121	39.129	38.353		9:02:54.603	1		9:05:13.945	9:03:53.041	45.710	35.194		9:05:13.945
2		5:54.979	4:47.986	38.053	28.940		9:08:49.582	2		1:54.736	44.966	40.301	29.469	166.6	9:07:08.681
3		1:40.450	37.691	35.407	27.352	211.3	9:10:30.032	3		1:47.042	39.674	38.048	29.320	193.5	9:08:55.723
4		1:42.435	36.972	37.396	28.067	213.4	9:12:12.467	4		1:57.531	43.904	41.121	32.506	169.8	9:10:53.254
5		1:41.644	37.270	36.409	27.965	213.0	9:13:54.111	5		2:08.404 P	43.300	47.528	37.576	173.0	9:13:01.658
6		1:39.297	36.878	35.075	27.344	213.8	9:15:33.408	6		12:37.709	11:31.210	38.160	28.339		9:25:39.367
7		1:45.298	36.679	40.837	27.782	214.2	9:17:18.706	7		1:41.523	37.605	36.170	27.748	210.9	9:27:20.890
8		1:39.678	36.755	35.721	27.202	215.1	9:18:58.384	8		1:39.833	37.197	35.279	27.357	212.5	9:29:00.723
9		1:39.117	36.680	34.869	27.568	215.1	9:20:37.501	9		1:39.493	37.070	35.045	27.378	214.7	9:30:40.216
10		1:45.457 P	36.656	35.390	33.411	214.7	9:22:22.958	10		1:39.352	36.960	35.094	27.298	214.2	9:32:19.568
11		10:29.329	9:22.805	38.174	28.350		9:32:52.287	11		1:39.307	37.108	34.937	27.262	213.8	9:33:58.875
12		1:39.507	36.988	35.265	27.254	211.3	9:34:31.794	12		1:46.980	37.160	42.045	27.775	214.7	9:35:45.855
13		1:41.672	36.744	37.868	27.060	213.0	9:36:13.466	13		1:39.331	37.019	35.071	27.241	213.8	9:37:25.186
14		1:38.586	36.651	34.778	27.157	214.2	9:37:52.052	14		1:39.286	36.912	35.044	27.330	215.1	9:39:04.472
15		1:41.495	36.680	35.279	29.536	215.1	9:39:33.547	15		1:46.316 P	37.226	36.123	32.967	215.1	9:40:50.788
16		1:40.874	36.603	36.165	28.106	213.8	9:41:14.421	16		12:18.632	11:14.541	35.805	28.286		9:53:09.420
17		1:53.959 P	36.662	42.311	34.986	213.8	9:43:08.380	17		1:39.505	37.011	35.194	27.300	213.8	9:54:48.925
18		30:58.039	29:52.189	37.783	28.067		10:14:06.419	18		1:38.925	36.830	34.903	27.192	214.2	9:56:27.850
19		1:41.561	37.945	35.563	28.053	203.7	10:15:47.980	19		1:40.367	36.946	35.790	27.631	214.7	9:58:08.217
20		1:38.054	36.616	34.636	26.802	212.5	10:17:26.034	20		1:39.030	36.781	34.947	27.302	214.7	9:59:47.247
21		2:17.461 P	47.959	45.636	43.866	214.2	10:19:43.495	21		1:38.789	36.817	34.784	27.188	213.4	10:01:26.036
22		7:47.495	6:45.469	35.125	26.901		10:27:30.990	22		1:51.813 P	38.644	36.552	36.617	214.2	10:03:17.849
23		1:40.216	36.432	36.847	26.937	213.4	10:29:11.206	23		32:55.972	31:48.088	39.539	28.345		10:36:13.821
24		1:37.514	36.480	34.438	26.596	212.5	10:30:48.720	24		1:38.899	37.101	34.778	27.020	211.3	10:37:52.720
25		1:51.388	42.220	38.854	30.314	213.8	10:32:40.108	25		1:38.278	36.752	34.631	26.895	212.5	10:39:30.998
26		1:37.788	36.535	34.183	27.070	213.4	10:34:17.896	26		1:38.327	36.721	34.528	27.078	213.0	10:41:09.325
27		1:47.466 P	38.678	37.218	31.570	197.0	10:36:05.362	27		1:45.501	36.989	40.396	28.116	212.5	10:42:54.826
28		25:43.874	24:40.393	36.169	27.312		11:01:49.236	28		1:38.700	36.848	34.695	27.157	213.8	10:44:33.526
29		1:38.532	36.732	34.959	26.841	211.7	11:03:27.768	29		1:51.979 P	36.669	36.049	39.261	213.8	10:46:25.505
30		1:38.193	36.704	34.523	26.966	211.7	11:05:05.961	30		13:37.415	12:34.154	35.926	27.335		11:00:02.920
31		2:05.936 P	45.683	41.200	39.053	175.0	11:07:11.897	31		1:40.122	36.921	34.722	28.479	213.0	11:01:43.042
32		32:41.223	31:36.824	37.122	27.277		11:39:53.120	32		1:38.553	36.730	34.838	26.985	214.7	11:03:21.595
33		1:39.226	37.070	35.227	26.929	210.5	11:41:32.346	33		1:39.798	36.795	34.744	28.259	213.8	11:05:01.393
34		1:38.434	36.713	34.923	26.798	213.0	11:43:10.780	34		1:51.515 P	36.816	34.949	39.750	213.4	11:06:52.908
35		1:47.497 P	36.704	38.466	32.327	213.0	11:44:58.277	35		10:24.902	9:13.846	42.851	28.205		11:17:17.810
36		12:33.889	11:31.805	35.045	27.039		11:57:32.166	36		1:37.907	36.899	34.288	26.720	210.9	11:18:55.717
37		1:38.538	37.115	34.594	26.829	212.1	11:59:10.704	37		1:42.694	36.579	37.787	28.328	213.4	11:20:38.411
38		1:38.000	36.597	34.460	26.943	213.0	12:00:48.704	38		1:37.791	36.585	34.268	26.938	214.2	11:22:16.202
39		1:46.911 P	38.692	36.625	31.594	213.8	12:02:35.615	39		36:36.604	35:29.648	38.717	28.239	213.8	11:58:52.806
								40		1:38.454	36.941	34.715	26.798	211.3	12:00:31.260
								41		1:54.060 P	39.537	36.794	37.729	215.5	12:02:25.320





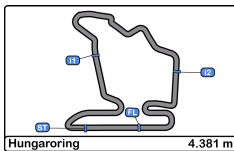


Hungaroring  
Euroformula Open  
Private test - 1  
**Best Sectors Results**



Sector - 1				Sector - 2				Sector - 3				Ideal Lap vs Best Lap				
Clas	Nº	Driver	Time	Nº	Driver	Time	Nº	Driver	Time	Clas	Nº	Driver	Ideal Lap	Best Lap	Clas	
1	4	Felipe Drugovich	36.149	8	Lukas Dunner	33.954	8	Lukas Dunner	26.448	1	4	Felipe Drugovich	1:36.772	1:37.010	1	
2	28	Cameron Das	36.371	12	Christian Hahn	34.049	28	Cameron Das	26.519	2	8	Lukas Dunner	1:36.854	1:37.279	4	
3	18	Marcos Siebert	36.388	10	Bent Viscaal	34.061	4	Felipe Drugovich	26.521	3	28	Cameron Das	1:36.955	1:37.142	2	
4	21	Calan Williams	36.421	28	Cameron Das	34.065	10	Bent Viscaal	26.531	4	10	Bent Viscaal	1:37.032	1:37.214	3	
5	34	Matheus Iorio	36.432	4	Felipe Drugovich	34.102	11	Alex Karkosik	26.574	5	34	Matheus Iorio	1:37.211	1:37.514	7	
6	11	Alex Karkosik	36.432	34	Matheus Iorio	34.183	34	Matheus Iorio	26.596	6	18	Marcos Siebert	1:37.216	1:37.284	5	
7	10	Bent Viscaal	36.440	18	Marcos Siebert	34.195	18	Marcos Siebert	26.633	7	11	Alex Karkosik	1:37.286	1:37.511	6	
8	19	Aldo Festante	36.450	77	Guilherme Samaia	34.268	77	Guilherme Samaia	26.720	8	12	Christian Hahn	1:37.331	1:37.713	8	
9	8	Lukas Dunner	36.452	11	Alex Karkosik	34.280	12	Christian Hahn	26.757	9	77	Guilherme Samaia	1:37.567	1:37.791	9	
10	12	Christian Hahn	36.525	21	Calan Williams	34.530	21	Calan Williams	26.821	10	21	Calan Williams	1:37.772	1:38.355	12	
11	1	Leonard Hoogenboom	36.561	19	Aldo Festante	34.598	19	Aldo Festante	26.854	11	19	Aldo Festante	1:37.902	1:38.241	11	
12	77	Guilherme Samaia	36.579	1	Leonard Hoogenboom	34.689	1	Leonard Hoogenboom	26.875	12	1	Leonard Hoogenboom	1:38.125	1:38.174	10	
13	15	Yves Baltas	Transpon	15	Yves Baltas	Transpon	15	Yves Baltas	27.372	13	15	Yves Baltas	Transpon	1:39.535	13	



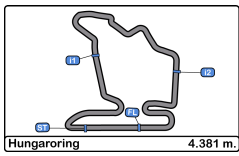


Hungaroring  
Euroformula Open  
Private test - 1  
Best 5 Lap Times



Cls	Nº	Entrant	Nat	Driver	Nat	Cat	Cls	Chassis	Team	Best 1		Best 2		Best 3		Best 4		Best 5	
										Time	Lap	Time	Lap	Time	Lap	Time	Lap	Time	Lap
1	4	RP Motorsport	ITA	Felipe Drugovich	BRA			Dallara F312	RP Motorsport	<b>1:37.010</b>	36	1:37.016	37	1:37.102	35	1:37.144	28	1:37.180	34
2	28	Carlin Motorsport	GBR	Cameron Das	USA			Dallara F312	Carlin Motorsport	<b>1:37.142</b>	20	1:37.691	23	1:37.932	19	1:38.175	32	1:38.196	29
3	10	RACE	ESP	Bent Viscaal	NLD	R	1	Dallara F312	Teo Martin Motorsport	<b>1:37.214</b>	39	1:37.287	53	1:37.379	41	1:37.488	48	1:37.529	51
4	8	Drivex School	ESP	Lukas Dunner	AUT	R	2	Dallara F312	Drivex School	<b>1:37.279</b>	55	1:37.300	51	1:37.320	50	1:37.451	28	1:37.497	53
5	18	Campos Racing	ESP	Marcos Siebert	ARG			Dallara F312	Campos Racing	<b>1:37.284</b>	22	1:37.719	39	1:37.834	35	1:37.924	20	1:37.934	23
6	11	Campos Racing	ESP	Alex Karkosik	POL			Dallara F312	Campos Racing	<b>1:37.511</b>	33	1:37.695	32	1:37.737	40	1:37.882	36	1:38.095	39
7	34	Carlin Motorsport	GBR	Matheus Iorio	BRA			Dallara F312	Carlin Motorsport	<b>1:37.514</b>	24	1:37.788	26	1:38.000	38	1:38.054	20	1:38.193	30
8	12	Drivex School	ESP	Christian Hahn	BRA			Dallara F312	Drivex School	<b>1:37.713</b>	30	1:37.787	31	1:37.807	39	1:37.896	24	1:37.902	20
9	77	RP Motorsport	ITA	Guilherme Samaia	BRA			Dallara F312	RP Motorsport	<b>1:37.791</b>	38	1:37.907	36	1:38.278	25	1:38.327	26	1:38.454	40
10	1	RP Motorsport	ITA	Leonard Hoogenboom	NLD	R	3	Dallara F312	RP Motorsport	<b>1:38.174</b>	41	1:38.273	40	1:38.476	42	1:38.496	39	1:38.593	38
11	19	Fortec Motorsport	GBR	Aldo Festante	ITA	R	4	Dallara F312	Fortec Motorsport	<b>1:38.241</b>	40	1:38.336	42	1:38.835	27	1:38.839	35	1:38.853	33
12	21	Fortec Motorsport	GBR	Calan Williams	AUS			Dallara F312	Fortec Motorsport	<b>1:38.355</b>	46	1:38.359	34	1:38.417	33	1:38.432	29	1:38.500	36
13	15	Campos Racing	ESP	Yves Baltas	USA	R	5	Dallara F312	Campos Racing	<b>1:39.535</b>	5	1:39.688	4	1:43.988	3	1:51.270	6	3:22.960	2



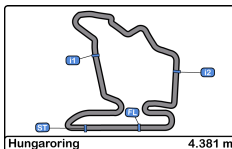


**Hungaroring**  
**Euroformula Open**  
**Private test - 1**  
**Best 5 Top Speeds**



Cls	Nº	Entrant	Nat	Driver	Nat	Cat	Cls	Chassis	Team	Top 1		Top 2		Top 3		Top 4		Top 5		Avg
										Km/h	Lap	Km/h	Lap	Km/h	Lap	Km/h	Lap	Km/h	Lap	
1	18	Campos Racing	ESP	Marcos Siebert	ARG			Dallara F312	Campos Racing	220.4	7	216.8	5	216.8	43	216.4	6	216.4	36	217.4
2	4	RP Motorsport	ITA	Felipe Drugovich	BRA			Dallara F312	RP Motorsport	218.1	14	217.3	10	216.4	9	216.4	13	216.0	11	216.8
3	1	RP Motorsport	ITA	Leonard Hoogenboom	NLD	R	1	Dallara F312	RP Motorsport	216.8	11	215.1	13	215.1	16	215.1	39	214.7	37	215.3
4	11	Campos Racing	ESP	Alex Karkosik	POL			Dallara F312	Campos Racing	216.8	12	216.4	13	216.0	14	215.5	8	215.1	43	216.0
5	21	Fortec Motorsport	GBR	Calan Williams	AUS			Dallara F312	Fortec Motorsport	216.8	51	216.0	46	215.5	52	215.1	4	215.1	7	215.7
6	8	Drivex School	ESP	Lukas Dunner	AUT	R	2	Dallara F312	Drivex School	215.5	54	214.2	16	213.8	13	213.8	14	213.8	15	214.2
7	19	Fortec Motorsport	GBR	Aldo Festante	ITA	R	3	Dallara F312	Fortec Motorsport	215.5	13	215.1	8	215.1	11	215.1	15	215.1	16	215.2
8	77	RP Motorsport	ITA	Guilherme Samaia	BRA			Dallara F312	RP Motorsport	215.5	41	215.1	14	215.1	15	214.7	9	214.7	12	215.0
9	10	RACE	ESP	Bent Viscaal	NLD	R	4	Dallara F312	Teo Martin Motorsport	215.1	7	214.7	13	214.2	5	214.2	8	213.8	4	214.4
10	34	Carlin Motorsport	GBR	Matheus Iorio	BRA			Dallara F312	Carlin Motorsport	215.1	8	215.1	9	215.1	15	214.7	10	214.2	7	214.8
11	28	Carlin Motorsport	GBR	Cameron Das	USA			Dallara F312	Carlin Motorsport	214.7	8	214.7	9	214.7	10	214.2	6	214.2	21	214.5
12	12	Drivex School	ESP	Christian Hahn	BRA			Dallara F312	Drivex School	214.2	17	214.2	20	213.8	39	213.8	43	213.4	12	213.9



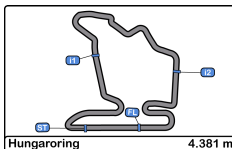


**Hungaroring**  
**Euroformula Open**  
**Private test - 1**  
**Fastest Laps Sequence**



Lap	Time of Day	Session Time	Nº	Entrant	Nat	Driver	Nat	Cat	Chassis	Team	Time	Km/h
2	9:04:15.779	4:15.779	19	Fortec Motorsport	GBR	Aldo Festante	ITA	R	Dallara F312	Fortec Motorsport	<b>1:48.103</b>	145.8
2	9:04:35.189	4:35.189	21	Fortec Motorsport	GBR	Calan Williams	AUS		Dallara F312	Fortec Motorsport	<b>1:43.031</b>	153.0
3	9:06:15.951	6:15.951	21	Fortec Motorsport	GBR	Calan Williams	AUS		Dallara F312	Fortec Motorsport	<b>1:40.762</b>	156.5
4	9:07:56.430	7:56.430	21	Fortec Motorsport	GBR	Calan Williams	AUS		Dallara F312	Fortec Motorsport	<b>1:40.479</b>	156.9
3	9:09:28.091	9:28.091	18	Campos Racing	ESP	Marcos Siebert	ARG		Dallara F312	Campos Racing	<b>1:40.093</b>	157.5
4	9:11:03.794	11:03.794	11	Campos Racing	ESP	Alex Karkosik	POL		Dallara F312	Campos Racing	<b>1:39.976</b>	157.7
4	9:11:07.947	11:07.947	18	Campos Racing	ESP	Marcos Siebert	ARG		Dallara F312	Campos Racing	<b>1:39.856</b>	157.9
6	9:11:17.237	11:17.237	21	Fortec Motorsport	GBR	Calan Williams	AUS		Dallara F312	Fortec Motorsport	<b>1:39.475</b>	158.5
5	9:12:42.885	12:42.885	11	Campos Racing	ESP	Alex Karkosik	POL		Dallara F312	Campos Racing	<b>1:39.091</b>	159.1
7	9:12:56.314	12:56.314	21	Fortec Motorsport	GBR	Calan Williams	AUS		Dallara F312	Fortec Motorsport	<b>1:39.077</b>	159.1
7	9:16:00.758	16:00.758	11	Campos Racing	ESP	Alex Karkosik	POL		Dallara F312	Campos Racing	<b>1:38.745</b>	159.7
8	9:17:39.327	17:39.327	11	Campos Racing	ESP	Alex Karkosik	POL		Dallara F312	Campos Racing	<b>1:38.569</b>	160.0
12	9:30:46.088	30:46.088	11	Campos Racing	ESP	Alex Karkosik	POL		Dallara F312	Campos Racing	<b>1:38.481</b>	160.1
12	9:35:01.563	35:01.563	18	Campos Racing	ESP	Marcos Siebert	ARG		Dallara F312	Campos Racing	<b>1:38.388</b>	160.3
11	9:39:27.632	39:27.632	4	RP Motorsport	ITA	Felipe Drugovich	BRA		Dallara F312	RP Motorsport	<b>1:38.245</b>	160.5
22	9:49:33.609	49:33.609	8	Drivex School	ESP	Lukas Dunner	AUT	R	Dallara F312	Drivex School	<b>1:38.048</b>	160.8
20	10:07:08.968	1:07:08.968	18	Campos Racing	ESP	Marcos Siebert	ARG		Dallara F312	Campos Racing	<b>1:37.924</b>	161.0
22	10:10:41.963	1:10:41.963	18	Campos Racing	ESP	Marcos Siebert	ARG		Dallara F312	Campos Racing	<b>1:37.284</b>	162.1
20	10:16:05.033	1:16:05.033	28	Carlin Motorsport	GBR	Cameron Das	USA		Dallara F312	Carlin Motorsport	<b>1:37.142</b>	162.3
35	11:53:22.876	2:53:22.876	4	RP Motorsport	ITA	Felipe Drugovich	BRA		Dallara F312	RP Motorsport	<b>1:37.102</b>	162.4
36	11:54:59.886	2:54:59.886	4	RP Motorsport	ITA	Felipe Drugovich	BRA		Dallara F312	RP Motorsport	<b>1:37.010</b>	162.5





Hungaroring  
Euroformula Open  
Private test - 1  
Event Best Maximum Speed



<u>Nº</u>	<u>Entrant</u>	<u>Nat</u>	<u>Driver</u>	<u>Nat</u>	<u>Cat</u>	<u>Clas</u>	<u>Chassis</u>	<u>Team</u>	<u>Km/h</u>	<u>Session</u>
18	Campos Racing	ESP	Marcos Siebert	ARG			Dallara F312	Campos Racing	220.4	Private test - 1
4	RP Motorsport	ITA	Felipe Drugovich	BRA			Dallara F312	RP Motorsport	218.1	Private test - 1
11	Campos Racing	ESP	Alex Karkosik	POL			Dallara F312	Campos Racing	216.8	Private test - 1
1	RP Motorsport	ITA	Leonard Hoogenboom	NLD	R	1	Dallara F312	RP Motorsport	216.8	Private test - 1
21	Fortec Motorsport	GBR	Calan Williams	AUS			Dallara F312	Fortec Motorsport	216.8	Private test - 1
19	Fortec Motorsport	GBR	Aldo Festante	ITA	R	2	Dallara F312	Fortec Motorsport	215.5	Private test - 1
8	Drivex School	ESP	Lukas Dunner	AUT	R	3	Dallara F312	Drivex School	215.5	Private test - 1
77	RP Motorsport	ITA	Guilherme Samaia	BRA			Dallara F312	RP Motorsport	215.5	Private test - 1
34	Carlin Motorsport	GBR	Matheus Iorio	BRA			Dallara F312	Carlin Motorsport	215.1	Private test - 1
10	RACE	ESP	Bent Viscaal	NLD	R	4	Dallara F312	Teo Martin Motorsport	215.1	Private test - 1
28	Carlin Motorsport	GBR	Cameron Das	USA			Dallara F312	Carlin Motorsport	214.7	Private test - 1
12	Drivex School	ESP	Christian Hahn	BRA			Dallara F312	Drivex School	214.2	Private test - 1





**Hungaroring**  
**Euroformula Open**  
**Private test - 1**  
**Pit Stop Analysis**



<b>1</b>	Leonard Hoogenboom	R	RP Motorsport	5 10:36:31.574 10:36:31.574 10:43:51.109 7:19.535 54:08.066
			Dallara F312	6 10:57:19.889 10:57:19.889 11:36:20.205 39:00.31 1:33:08.3 6 82

Nr.	In Day Time	In Time	Out Time	Pit Time	T. Pit Time	Handicap	Penalty
1	9:13:04.675	9:13:04.675	9:25:33.976	12:29.30	12:29.301		
2	9:46:07.225	9:46:07.225	10:25:14.778	39:07.55	51:36.854		
3	10:41:58.801	10:41:58.801	10:51:06.028	9:07.227	1:00:44.0	81	
4	11:02:52.068	11:02:52.068	11:39:29.280	36:37.21	1:37:21.2	93	

<b>4</b>	Felipe Drugovich		RP Motorsport	
			Dallara F312	

Nr.	In Day Time	In Time	Out Time	Pit Time	T. Pit Time	Handicap	Penalty
1	9:09:57.975	9:09:57.975	9:27:29.039	17:31.06	17:31.064		
2	9:44:26.459	9:44:26.459	10:17:22.532	32:56.07	50:27.137		
3	10:19:23.664	10:19:23.664	10:25:15.549	5:51.885	56:19.022		
4	10:35:16.652	10:35:16.652	10:40:45.079	5:28.427	1:01:47.4	49	
5	10:45:49.820	10:45:49.820	10:52:51.181	7:01.361	1:08:48.8	10	
6	11:01:27.622	11:01:27.622	11:39:40.377	38:12.75	1:47:01.5	65	
7	11:44:52.057	11:44:52.057	11:48:24.140	3:32.083	1:50:33.6	48	

<b>8</b>	Lukas Dunner	R	Drivex School	
			Dallara F312	

Nr.	In Day Time	In Time	Out Time	Pit Time	T. Pit Time	Handicap	Penalty
1	9:15:38.277	9:15:38.277	9:19:25.402	3:47.125	3:47.125		
2	9:34:18.114	9:34:18.114	9:39:23.613	5:05.499	8:52.624		
3	9:52:52.593	9:52:52.593	10:25:27.992	32:35.39	41:28.023	9	
4	10:39:16.293	10:39:16.293	10:47:33.410	8:17.117	49:45.140		
5	11:01:30.325	11:01:30.325	11:08:39.829	7:09.504	56:54.644		
6	11:20:22.520	11:20:22.520	11:47:10.362	26:47.84	1:23:42.4	86	

<b>10</b>	Bent Viscaal	R	Teo Martin Motorsport	
			Dallara F312	

Nr.	In Day Time	In Time	Out Time	Pit Time	T. Pit Time	Handicap	Penalty
1	9:02:34.459	9:02:34.459	9:07:55.426	5:20.967	5:20.967		
2	9:14:50.700	9:14:50.700	9:16:42.120	1:51.420	7:12.387		
3	9:33:32.010	9:33:32.010	9:43:37.811	10:05.80	17:18.188	1	
4	10:00:17.753	10:00:17.753	10:25:18.962	25:01.20	42:19.397	9	
5	10:43:55.435	10:43:55.435	10:54:48.589	10:53.15	53:12.551	4	
6	11:13:11.564	11:13:11.564	11:28:09.949	14:58.38	1:08:10.9	36	

<b>11</b>	Alex Karkosik		Campos Racing	
			Dallara F312	

Nr.	In Day Time	In Time	Out Time	Pit Time	T. Pit Time	Handicap	Penalty
1	9:02:48.346	9:02:48.346	9:05:56.608	3:08.262	3:08.262		
2	9:19:21.465	9:19:21.465	9:25:44.350	6:22.885	9:31.147		
3	9:35:45.483	9:35:45.483	9:45:39.242	9:53.759	19:24.906		
4	9:59:10.717	9:59:10.717	10:26:34.342	27:23.62	46:48.531	5	

<b>12</b>	Christian Hahn		Drivex School	
			Dallara F312	

Nr.	In Day Time	In Time	Out Time	Pit Time	T. Pit Time	Handicap	Penalty
1	9:13:58.633	9:13:58.633	9:23:27.535	9:28.902	9:28.902		
2	9:32:37.872	9:32:37.872	9:40:36.798	7:58.926	17:27.828		
3	9:54:22.979	9:54:22.979	10:11:55.298	17:32.31	35:00.147	9	
4	10:19:03.163	10:19:03.163	10:28:05.215	9:02.052	44:02.199		
5	10:38:07.869	10:38:07.869	11:05:26.985	27:19.11	1:11:21.3	15	
6	11:20:46.517	11:20:46.517	11:49:07.263	28:20.74	1:39:42.0	61	

<b>18</b>	Marcos Siebert		Campos Racing	
			Dallara F312	

Nr.	In Day Time	In Time	Out Time	Pit Time	T. Pit Time	Handicap	Penalty
1	9:02:44.334	9:02:44.334	9:06:00.669	3:16.335	3:16.335		
2	9:16:12.859	9:16:12.859	9:26:40.179	10:27.32	13:43.655	0	
3	9:36:42.173	9:36:42.173	9:48:03.801	11:21.62	25:05.283	8	
4	9:54:45.554	9:54:45.554	10:02:05.088	7:19.534	32:24.817		
5	10:14:00.274	10:14:00.274	10:27:03.685	13:03.41	45:28.228	1	
6	10:39:01.008	10:39:01.008	11:31:48.989	52:47.98	1:38:16.2	09	
7	11:40:47.632	11:40:47.632	11:49:08.799	8:21.167	1:46:37.3	76	

<b>19</b>	Aldo Festante	R	Fortec Motorsport	
			Dallara F312	

Nr.	In Day Time	In Time	Out Time	Pit Time	T. Pit Time	Handicap	Penalty
1	9:09:48.757	9:09:48.757	9:12:44.021	2:55.264	2:55.264		
2	9:31:31.232	9:31:31.232	9:40:31.800	9:00.568	11:55.832		
3	9:52:21.013	9:52:21.013	10:04:34.976	12:13.96	24:09.795	3	
4	10:14:42.949	10:14:42.949	10:25:20.301	10:37.35	34:47.147	2	
5	10:37:18.214	10:37:18.214	10:48:38.480	11:20.26	46:07.413	6	
6	11:00:40.795	11:00:40.795	11:46:54.743	46:13.94	1:32:21.3	61	

<b>21</b>	Calan Williams		Fortec Motorsport	
			Dallara F312	

Nr.	In Day Time	In Time	Out Time	Pit Time	T. Pit Time	Handicap	Penalty
1	9:21:14.550	9:21:14.550	9:29:08.421	7:53.871	7:53.871		
2	9:47:47.976	9:47:47.976	10:25:53.119	38:05.14	45:59.014	3	
3	10:39:19.904	10:39:19.904	10:47:38.854	8:18.950	54:17.964		
4	11:07:54.435	11:07:54.435	11:46:51.540	38:57.10	1:33:15.0	69	

<b>28</b>	Cameron Das		Carlin Motorsport	
			Dallara F312	

Nr.	In Day Time	In Time	Out Time	Pit Time	T. Pit Time	Handicap	Penalty
1	9:05:13.337	9:05:13.337	9:08:22.437	3:09.100	3:09.100		
2	9:25:12.878	9:25:12.878	9:32:15.841	7:02.963	10:12.063		
3	9:40:35.385	9:40:35.385	10:11:06.327	30:30.94	40:43.005	2	





**Hungaroring**  
**Euroformula Open**  
**Private test - 1**  
**Pit Stop Analysis**



4	10:17:52.684	10:17:52.684	10:27:27.482	9:34.798	50:17.803
5	10:32:33.691	10:32:33.691	10:40:35.678	8:01.987	58:19.790
6	10:43:56.066	10:43:56.066	10:50:54.084	6:58.018	1:05:17.808
7	10:57:31.035	10:57:31.035	11:02:54.192	5:23.157	1:10:40.965
8	11:11:07.028	11:11:07.028	11:41:01.506	29:54.478	1:40:35.443

**34** Matheus Iorio Carlin Motorsport

Dallara F312

Nr.	In Day Time	In Time	Out Time	Pit Time	T. Pit Time	Handicap	Penalty
1	9:02:50.285	9:02:50.285	9:07:05.276	4:14.991	4:14.991		
2	9:22:20.512	9:22:20.512	9:31:05.057	8:44.545	12:59.536		
3	9:43:05.910	9:43:05.910	10:12:20.918	29:15.008	42:14.544		
4	10:19:40.422	10:19:40.422	10:25:54.449	6:14.027	48:28.571		
5	10:36:02.998	10:36:02.998	11:00:03.741	24:00.743	1:12:29.314		
6	11:07:09.175	11:07:09.175	11:38:06.887	30:57.712	1:43:27.026		
7	11:44:55.816	11:44:55.816	11:55:55.219	10:59.403	1:54:26.429		

**77** Guilherme Samaia RP Motorsport

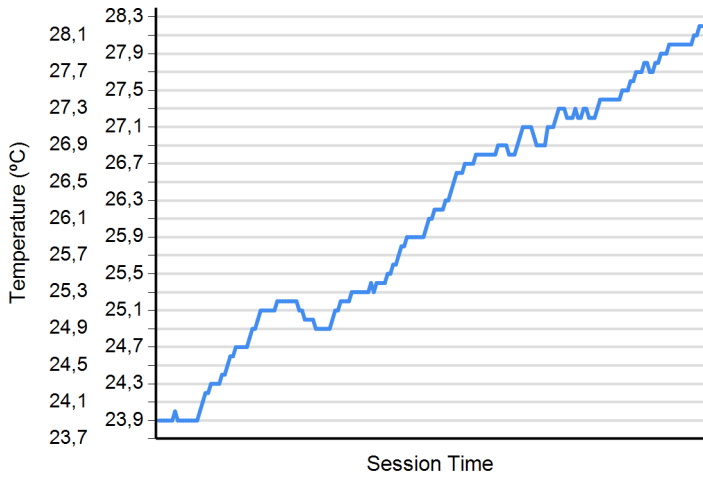
Dallara F312

Nr.	In Day Time	In Time	Out Time	Pit Time	T. Pit Time	Handicap	Penalty
1	9:12:58.662	9:12:58.662	9:23:55.590	10:56.928	10:56.928		
2	9:40:47.867	9:40:47.867	9:51:29.471	10:41.604	21:38.532		
3	10:03:14.811	10:03:14.811	10:34:23.893	31:09.082	52:47.614		
4	10:46:22.580	10:46:22.580	10:58:16.989	11:54.409	1:04:42.023		
5	11:06:49.939	11:06:49.939	11:15:23.977	8:34.038	1:13:16.061		
6	11:27:39.176	11:27:39.176	11:57:06.606	29:27.430	1:42:43.491		

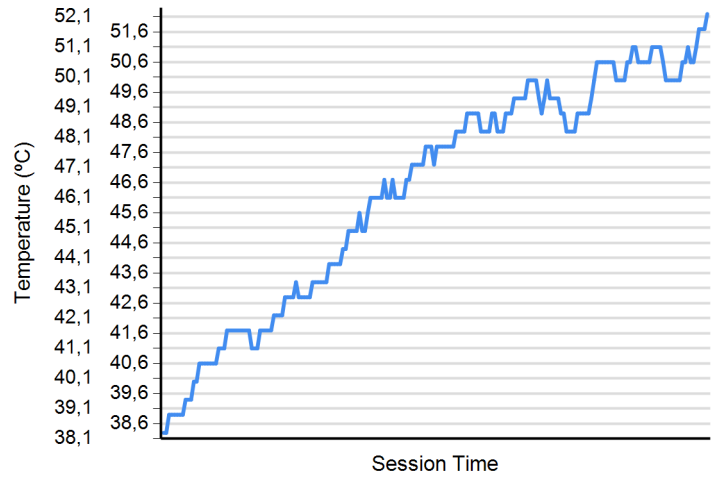




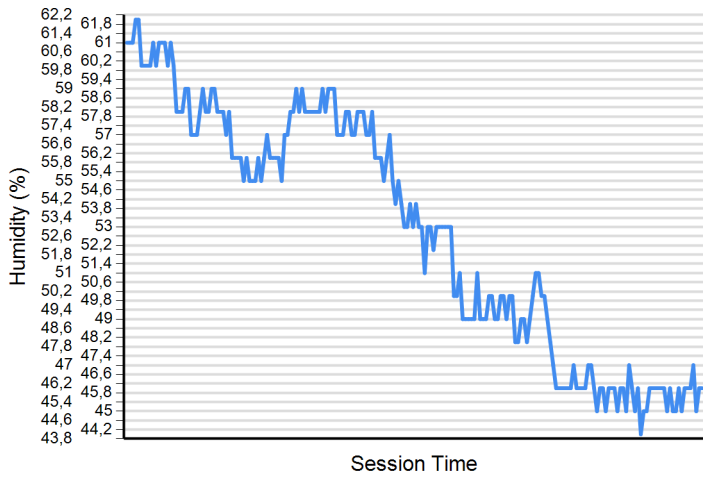
**Air Temperature**



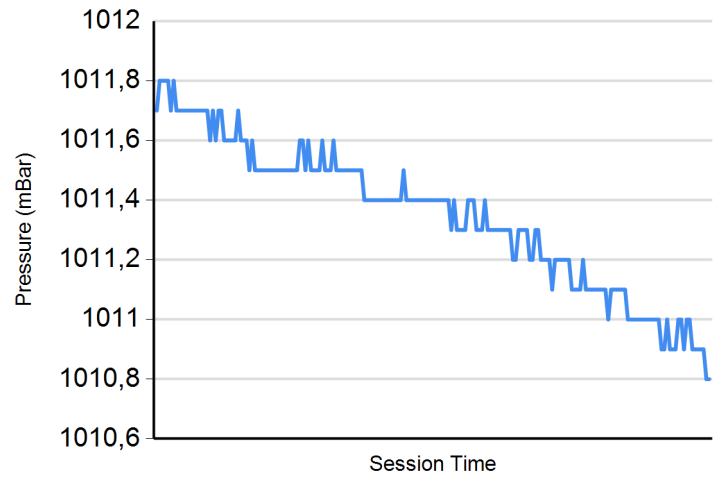
**Track Temperature**



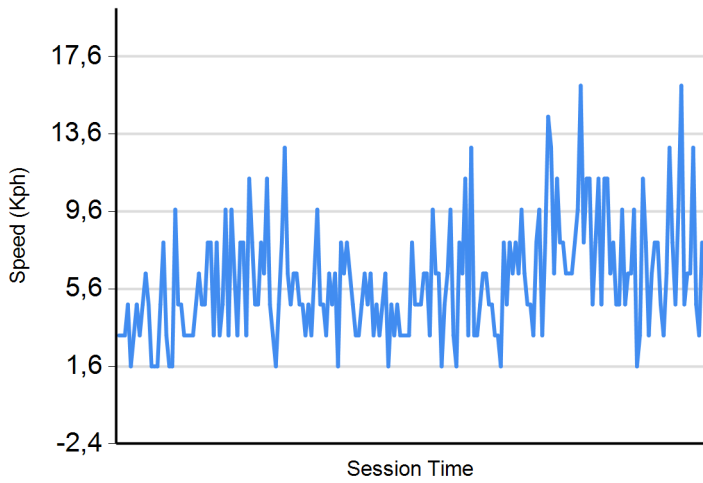
**Humidity**



**Pressure**



**Wind Speed**



**Wind direction**

North = 0°/360° Est = 90° South = 180° West = 270°

