

Hungaroring  
Euroformula Open  
Private test - 2  
Provisional Results



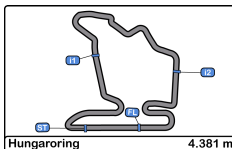
Clas	Nº	Entrant	Nat	Driver	Nat	Cat	Clas	Chassis	Team	Laps	Best	Time	Gap	Interval	Km/h
1	34	Carlin Motorsport	GBR	Matheus Iorio	BRA			Dallara F312	Carlin Motorsport	11	5	1:36.808			162.9
2	8	Drivex School	ESP	Lukas Dunner	AUT	R	1	Dallara F312	Drivex School	13	4	1:37.094	0.286	0.286	162.4
3	12	Drivex School	ESP	Christian Hahn	BRA			Dallara F312	Drivex School	6	5	1:37.360	0.552	0.266	161.9
4	28	Carlin Motorsport	GBR	Cameron Das	USA			Dallara F312	Carlin Motorsport	7	5	1:37.546	0.738	0.186	161.6
5	10	RACE	ESP	Bent Viscaal	NLD	R	2	Dallara F312	Teo Martin Motorsport	6	4	1:38.013	1.205	0.467	160.9
6	18	Campos Racing	ESP	Marcos Siebert	ARG			Dallara F312	Campos Racing	9	5	1:38.072	1.264	0.059	160.8
7	15	Campos Racing	ESP	Yves Baltas	USA	R	3	Dallara F312	Campos Racing	9	6	1:38.159	1.351	0.087	160.6
8	21	Fortec Motorsport	GBR	Calan Williams	AUS			Dallara F312	Fortec Motorsport	5	4	1:38.374	1.566	0.215	160.3
9	19	Fortec Motorsport	GBR	Aldo Festante	ITA	R	4	Dallara F312	Fortec Motorsport	4	3	1:38.961	2.153	0.587	159.3
10	11	Campos Racing	ESP	Alex Karkosik	POL			Dallara F312	Campos Racing	5	3	1:43.608	6.800	4.647	152.2
11	77	RP Motorsport	ITA	Guilherme Samaia	BRA			Dallara F312	RP Motorsport	4	3	1:49.980	13.172	6.372	143.4
12	4	RP Motorsport	ITA	Felipe Drugovich	BRA			Dallara F312	RP Motorsport	3	2	1:58.499	21.691	8.519	133.0
13	1	RP Motorsport	ITA	Leonard Hoogenboom	NLD	R	5	Dallara F312	RP Motorsport	4	2	2:02.878	26.070	4.379	128.3

Published at:.....

Track Temp: 41.1 °C    Air Temp: 28.3 °C    Humidity: 43 %    Track Status: DRY

Stewards:	Race Director:	Timekeeper: 
-----------	----------------	---





Hungaroring  
Euroformula Open  
Private test - 2  
Provisional Results by Class



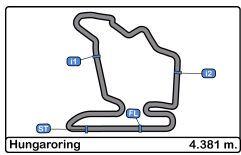
Clas	Nº	Entrant	Nat	Driver	Nat	Cat	Clas	Chassis	Team	Laps	Best	Time	Gap	Interval	Km/h
1	34	Carlin Motorsport	GBR	Matheus Iorio	BRA			Dallara F312	Carlin Motorsport	11	5	1:36.808			162.9
2	12	Drivex School	ESP	Christian Hahn	BRA			Dallara F312	Drivex School	6	5	1:37.360	0.552	0.552	161.9
3	28	Carlin Motorsport	GBR	Cameron Das	USA			Dallara F312	Carlin Motorsport	7	5	1:37.546	0.738	0.186	161.6
4	18	Campos Racing	ESP	Marcos Siebert	ARG			Dallara F312	Campos Racing	9	5	1:38.072	1.264	0.526	160.8
5	21	Fortec Motorsport	GBR	Calan Williams	AUS			Dallara F312	Fortec Motorsport	5	4	1:38.374	1.566	0.302	160.3
6	11	Campos Racing	ESP	Alex Karkosik	POL			Dallara F312	Campos Racing	5	3	1:43.608	6.800	5.234	152.2
7	77	RP Motorsport	ITA	Guilherme Samaia	BRA			Dallara F312	RP Motorsport	4	3	1:49.980	13.172	6.372	143.4
8	4	RP Motorsport	ITA	Felipe Drugovich	BRA			Dallara F312	RP Motorsport	3	2	1:58.499	21.691	8.519	133.0
<b>Rookie</b>															
1	8	Drivex School	ESP	Lukas Dunner	AUT	R	1	Dallara F312	Drivex School	13	4	1:37.094			162.4
2	10	RACE	ESP	Bent Viscaal	NLD	R	2	Dallara F312	Teo Martin Motorsport	6	4	1:38.013	0.919	0.919	160.9
3	15	Campos Racing	ESP	Yves Baltas	USA	R	3	Dallara F312	Campos Racing	9	6	1:38.159	1.065	0.146	160.6
4	19	Fortec Motorsport	GBR	Aldo Festante	ITA	R	4	Dallara F312	Fortec Motorsport	4	3	1:38.961	1.867	0.802	159.3
5	1	RP Motorsport	ITA	Leonard Hoogenboom	NLD	R	5	Dallara F312	RP Motorsport	4	2	2:02.878	25.784	23.917	128.3

Published at:.....

Track Temp: 41.1 °C    Air Temp: 28.3 °C    Humidity: 43 %    Track Status: DRY

Stewards:	Race Director:	Timekeeper: 
-----------	----------------	---





**Hungaroring**  
Euroformula Open  
Private test - 2  
Lap Analysis



**1** Leonard Hoogenboom R Dallara F312 **12** Christian Hahn Dallara F312  
RP Motorsport Drivex School

Lap D	Time	Sector 1	Sector 2	Sector 3	T. Spd	Elapsed	Lap D	Time	Sector 1	Sector 2	Sector 3	T. Spd	Elapsed
1	13:46:40.802	13:45:25.348	43.539	31.915		13:46:40.802	1	13:41:24.609	13:40:17.993	38.289	28.327		13:41:24.609
2	2:02.878	47.817	43.826	31.235	169.5	13:48:43.680	2	1:38.928	36.846	35.222	26.860	211.7	13:43:03.537
3	2:05.327	44.965	46.273	34.089	191.1	13:50:49.007	3	1:40.132	36.706	35.363	28.063	213.0	13:44:43.669
4	2:14.294 P	43.188	48.524	42.582	194.9	13:53:03.301	4	1:37.787	36.574	34.655	26.558	215.1	13:46:21.456

**4** Felipe Drugovich Dallara F312  
RP Motorsport

Lap D	Time	Sector 1	Sector 2	Sector 3	T. Spd	Elapsed	Lap D	Time	Sector 1	Sector 2	Sector 3	T. Spd	Elapsed
1	13:47:09.356	13:45:52.704	44.552	32.100		13:47:09.356	5	1:37.360	36.509	34.541	26.310	216.0	13:47:58.816
2	1:58.499	48.354	40.820	29.325	165.1	13:49:07.855	6	1:56.441 P	36.471	41.196	38.774	214.7	13:49:55.257
3	2:08.628 P	46.608	44.101	37.919	170.3	13:51:16.483							

**8** Lukas Dunner R Dallara F312  
Drivex School

Lap D	Time	Sector 1	Sector 2	Sector 3	T. Spd	Elapsed	Lap D	Time	Sector 1	Sector 2	Sector 3	T. Spd	Elapsed
1	13:35:38.696	13:34:29.512	38.534	30.650		13:35:38.696	1	13:34:23.619	13:33:15.389	38.882	29.348		13:34:23.619
2	1:48.952	40.709	40.681	27.562	203.0	13:37:27.648	2	1:47.165 P	37.272	36.785	33.108	210.5	13:36:10.784
3	1:37.666	36.499	34.507	26.660	212.1	13:39:05.314	3	4:44.380	3:41.289	36.008	27.083		13:40:55.164
4	1:37.094	36.511	34.030	26.553	213.8	13:40:42.408	4	1:41.791	36.619	38.082	27.090	214.7	13:42:36.955
5	1:59.080	43.508	46.554	29.018	214.2	13:42:41.488	5	1:38.916	36.922	35.188	26.806	216.0	13:44:15.871
6	1:37.290	36.534	34.222	26.534	212.5	13:44:18.778	6	1:38.159	36.444	34.837	26.878	217.3	13:45:54.030
7	1:37.107	36.360	33.993	26.754	214.7	13:45:55.885	7	1:45.104	36.462	38.900	29.742	219.0	13:47:39.134
8	1:44.688 P	36.426	36.158	32.104	216.0	13:47:40.573	8	1:45.820 P	36.772	36.202	32.846	216.0	13:49:24.954
9	8:06.131	6:54.907	42.143	29.081		13:55:46.704	9	24:02.956 P	22:24.078	58.545	40.333		14:13:27.910
10	2:05.559 P	39.487	47.522	38.550	209.7	13:57:52.263							
11	11:01.889	9:12.034	1:08.234	41.621		14:08:54.152							
12	2:29.702	47.812	1:03.742	38.148	194.5	14:11:23.854							
13	2:16.384	45.148	56.149	35.087	202.6	14:13:40.238							
14	44.560				201.4								

**10** Bent Viscaal R Dallara F312  
Teo Martin Motorsport

Lap D	Time	Sector 1	Sector 2	Sector 3	T. Spd	Elapsed	Lap D	Time	Sector 1	Sector 2	Sector 3	T. Spd	Elapsed
1	13:41:09.850	13:40:06.022	36.456	27.372		13:41:09.850	1	13:35:01.102	13:33:51.147	41.240	28.715		13:35:01.102
2	1:41.716	36.706	37.253	27.757	213.0	13:42:51.566	2	1:42.104	38.610	36.528	26.966	199.6	13:36:43.206
3	1:39.164	36.790	35.493	26.881	213.0	13:44:30.730	3	1:43.808	36.538	39.381	27.889	214.7	13:38:27.014
4	1:38.013	36.370	34.881	26.762	216.0	13:46:08.743	4	1:38.731	36.512	35.403	26.816	214.7	13:40:05.745
5	1:49.814 P	36.335	39.251	34.228	216.8	13:47:58.557	5	1:38.072	36.514	34.756	26.802	215.5	13:41:43.817
6	21:08.798 P	18:53.433	1:26.756	48.609		14:09:07.355	6	1:38.264	36.625	34.861	26.778	215.5	13:43:22.081

**11** Alex Karkosik Dallara F312  
Campos Racing

Lap D	Time	Sector 1	Sector 2	Sector 3	T. Spd	Elapsed	Lap D	Time	Sector 1	Sector 2	Sector 3	T. Spd	Elapsed
1	13:32:54.023	13:31:42.546	41.103	30.374		13:32:54.023	1	13:38:12.377	13:36:53.602	42.517	36.258		13:38:12.377
2	1:47.726	40.338	38.408	28.980	208.0	13:34:41.749	2	1:56.025	43.668	40.718	31.639	173.3	13:40:08.402
3	1:43.608	38.683	36.642	28.283	209.3	13:36:25.357	3	1:41.442	38.369	35.699	27.374	214.2	13:41:49.844
4	1:50.973 P	37.871	36.936	36.166	213.0	13:38:16.330	4	1:38.374	36.388	35.087	26.899	215.5	13:43:28.218
5	4:54.390 P	3:35.145	40.547	38.698		13:43:10.720	5	2:45.714 P	42.480	1:07.497	55.737	216.0	13:46:13.932

**15** Yves Baltas R Dallara F312  
Campos Racing

Lap D	Time	Sector 1	Sector 2	Sector 3	T. Spd	Elapsed	Lap D	Time	Sector 1	Sector 2	Sector 3	T. Spd	Elapsed
1	13:34:23.619	13:33:15.389	38.882	29.348		13:34:23.619	1	13:34:23.619	13:33:15.389	38.882	29.348		13:34:23.619
2	1:47.165 P	37.272	36.785	33.108	210.5	13:36:10.784	2	1:47.165 P	37.272	36.785	33.108	210.5	13:36:10.784
3	4:44.380	3:41.289	36.008	27.083		13:40:55.164	3	4:44.380	3:41.289	36.008	27.083		13:40:55.164
4	1:41.791	36.619	38.082	27.090	214.7	13:42:36.955	4	1:41.791	36.619	38.082	27.090	214.7	13:42:36.955
5	1:38.916	36.922	35.188	26.806	216.0	13:44:15.871	5	1:38.916	36.922	35.188	26.806	216.0	13:44:15.871
6	1:38.159	36.444	34.837	26.878	217.3	13:45:54.030	6	1:38.159	36.444	34.837	26.878	217.3	13:45:54.030
7	1:45.104	36.462	38.900	29.742	219.0	13:47:39.134	7	1:45.104	36.462	38.900	29.742	219.0	13:47:39.134
8	1:45.820 P	36.772	36.202	32.846	216.0	13:49:24.954	8	1:45.820 P	36.772	36.202	32.846	216.0	13:49:24.954
9	24:02.956 P	22:24.078	58.545	40.333		14:13:27.910	9	24:02.956 P	22:24.078	58.545	40.333		14:13:27.910

**18** Marcos Siebert Dallara F312  
Campos Racing

Lap D	Time	Sector 1	Sector 2	Sector 3	T. Spd	Elapsed	Lap D	Time	Sector 1	Sector 2	Sector 3	T. Spd	Elapsed
1	13:35:01.102	13:33:51.147	41.240	28.715		13:35:01.102	1	13:35:01.102	13:33:51.147	41.240	28.715		13:35:01.102
2	1:42.104	38.610	36.528	26.966	199.6	13:36:43.206	2	1:42.104	38.610	36.528	26.966	199.6	13:36:43.206
3	1:43.808	36.538	39.381	27.889	214.7	13:38:27.014	3	1:43.808	36.538	39.381	27.889	214.7	13:38:27.014
4	1:38.731	36.512	35.403	26.816	214.7	13:40:05.745	4	1:38.731	36.512	35.403	26.816	214.7	13:40:05.745
5	1:38.072	36.514	34.756	26.802	215.5	13:41:43.817	5	1:38.072	36.514	34.756	26.802	215.5	13:41:43.817
6	1:38.264	36.625	34.861	26.778	215.5	13:43:22.081	6	1:38.264	36.625	34.861	26.778	215.5	13:43:22.081
7	1:44.798 P	36.855	35.257	32.686	215.5	13:45:06.879	7	1:44.798 P	36.855	35.257	32.686	215.5	13:45:06.879
8	11:59.648 P	10:36.719	45.956	36.973		13:57:06.527	8	11:59.648 P	10:36.719	45.956	36.973		13:57:06.527
9	16:18.560 P	14:40.213	59.781	38.566		14:13:25.087	9	16:18.560 P	14:40.213	59.781	38.566		14:13:25.087

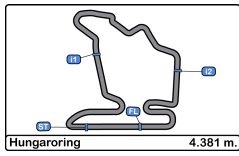
**19** Aldo Festante R Dallara F312  
Fortec Motorsport

Lap D	Time	Sector 1	Sector 2	Sector 3	T. Spd	Elapsed	Lap D	Time	Sector 1	Sector 2	Sector 3	T. Spd	Elapsed
1	13:38:12.253	13:37:05.811	38.470	27.972		13:38:12.253	1	13:38:12.253	13:37:05.811	38.470	27.972		13:38:12.253
2	1:39.489	36.972	35.315	27.202	209.7	13:39:51.742	2	1:39.489	36.972	35.315	27.202	209.7	13:39:51.742
3	1:38.961	36.712	35.483	26.766	212.5	13:41:30.703	3	1:38.961	36.712	35.483	26.766	212.5	13:41:30.703
4	1:49.929 P	36.565	36.842	36.522	212.5	13:43:20.632	4	1:49.929 P	36.565	36.842	36.522	212.5	13:43:20.632

**21** Calan Williams Dallara F312  
Fortec Motorsport

Lap D	Time	Sector 1	Sector 2	Sector 3	T. Spd	Elapsed	Lap D	Time	Sector 1	Sector 2	Sector 3	T. Spd	Elapsed
1	13:38:12.377	13:36:53.602	42.517	36.258		13:38:12.377	1	13:38:12.377	13:36:53.602	42.517	36.258		13:38:12.377
2	1:56.025	43.668	40.718	31.639	173.3	13:40:08.402	2	1:56.025	43.668	40.718	31.639	173.3	13:40:08.402
3	1:41.442	38.369	35.699	27.374	214.2	13:41:49.844	3	1:41.442	38.369	35.699	27.374	214.2	13:41:49.844
4	1:38.374	36.388	35.087	26.899	215.5	13:43:28.218	4	1:38.374	36.388	35.087	26.899	215.5	13:43:28.218
5	2:45.714 P	42.480	1:07.497	55.737	216.0	13:46:13.932	5	2:45.714 P	42.480	1:07.497	55.737	216.0	13:46:13.932





**Hungaroring**  
**Euroformula Open**  
**Private test - 2**  
**Lap Analysis**



**28** Cameron Das Dallara F312

Carlin Motorsport

Lap	D	Time	Sector 1	Sector 2	Sector 3	T. Spd	Elapsed
1		13:38:47.655	13:37:44.280	36.109	27.266		13:38:47.655
2		1:37.926	36.665	34.564	26.697	213.0	13:40:25.581
3		1:37.701	36.530	34.558	26.613	214.2	13:42:03.282
4		1:39.067	<u>36.343</u>	34.642	28.082	214.2	13:43:42.349
5		<u>1:37.546</u>	36.470	<u>34.480</u>	<u>26.596</u>	214.2	13:45:19.895
6		1:43.223 P	36.393	35.885	30.945	216.0	13:47:03.118
7		22:22.457 P	20:21.524	1:15.511	45.422		14:09:25.575

**34** Matheus Iorio Dallara F312

Carlin Motorsport

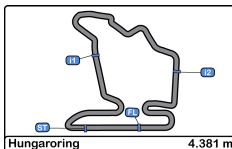
Lap	D	Time	Sector 1	Sector 2	Sector 3	T. Spd	Elapsed
1		13:32:21.070	13:31:16.324	37.390	27.356		13:32:21.070
2		1:38.272	36.978	34.599	26.695	209.3	13:33:59.342
3		1:37.598	36.519	34.410	26.669	211.7	13:35:36.940
4		1:41.032	37.855	36.289	26.888	213.4	13:37:17.972
5		<u>1:36.808</u>	36.275	<u>34.080</u>	26.453	214.2	13:38:54.780
6		1:44.811 P	37.896	36.187	30.728	214.7	13:40:39.591
7		4:26.453	3:20.534	38.069	27.850		13:45:06.044
8		1:40.960	36.175	37.903	26.882	214.7	13:46:47.004
9		1:37.190	<u>36.166</u>	34.658	<u>26.366</u>	215.1	13:48:24.194
10		1:52.047 P	36.351	41.934	33.762	214.7	13:50:16.241
11		23:42.013 P	22:01.774	57.199	43.040		14:13:58.254

**77** Guilherme Samaia Dallara F312

RP Motorsport

Lap	D	Time	Sector 1	Sector 2	Sector 3	T. Spd	Elapsed
1		13:46:16.972	13:45:00.586	44.147	32.239		13:46:16.972
2		1:53.772	45.116	<u>39.079</u>	29.577	151.8	13:48:10.744
3		<u>1:49.980</u>	<u>40.732</u>	39.879	<u>29.369</u>	175.3	13:50:00.724
4		2:06.136 P	43.120	44.518	38.498	182.4	13:52:06.860



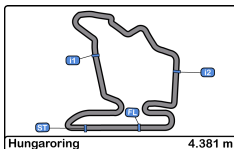


Hungaroring  
Euroformula Open  
Private test - 2  
**Best Sectors Results**



Sector - 1				Sector - 2				Sector - 3				Ideal Lap vs Best Lap				
Clas	Nº	Driver	Time	Nº	Driver	Time	Nº	Driver	Time	Clas	Nº	Driver	Ideal Lap	Best Lap	Clas	
1	34	Matheus Iorio	36.166	8	Lukas Dunner	33.993	12	Christian Hahn	26.310	1	34	Matheus Iorio	1:36.612	1:36.808	1	
2	10	Bent Viscaal	36.335	34	Matheus Iorio	34.080	34	Matheus Iorio	26.366	2	8	Lukas Dunner	1:36.887	1:37.094	2	
3	28	Cameron Das	36.343	28	Cameron Das	34.480	8	Lukas Dunner	26.534	3	12	Christian Hahn	1:37.322	1:37.360	3	
4	8	Lukas Dunner	36.360	12	Christian Hahn	34.541	28	Cameron Das	26.596	4	28	Cameron Das	1:37.419	1:37.546	4	
5	21	Calan Williams	36.388	18	Marcos Siebert	34.756	10	Bent Viscaal	26.762	5	10	Bent Viscaal	1:37.978	1:38.013	5	
6	15	Yves Baltas	36.444	15	Yves Baltas	34.837	19	Aldo Festante	26.766	6	18	Marcos Siebert	1:38.046	1:38.072	6	
7	12	Christian Hahn	36.471	10	Bent Viscaal	34.881	18	Marcos Siebert	26.778	7	15	Yves Baltas	1:38.087	1:38.159	7	
8	18	Marcos Siebert	36.512	21	Calan Williams	35.087	15	Yves Baltas	26.806	8	21	Calan Williams	1:38.374	1:38.374	8	
9	19	Aldo Festante	36.565	19	Aldo Festante	35.315	21	Calan Williams	26.899	9	19	Aldo Festante	1:38.646	1:38.961	9	
10	11	Alex Karkosik	37.871	11	Alex Karkosik	36.642	11	Alex Karkosik	28.283	10	11	Alex Karkosik	1:42.796	1:43.608	10	
11	77	Guilherme Samaia	40.732	77	Guilherme Samaia	39.079	4	Felipe Drugovich	29.325	11	77	Guilherme Samaia	1:49.180	1:49.980	11	
12	1	Leonard Hoogenboom	43.188	4	Felipe Drugovich	40.820	77	Guilherme Samaia	29.369	12	4	Felipe Drugovich	1:56.753	1:58.499	12	
13	4	Felipe Drugovich	46.608	1	Leonard Hoogenboom	43.539	1	Leonard Hoogenboom	31.235	13	1	Leonard Hoogenboom	1:57.962	2:02.878	13	



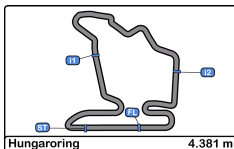


Hungaroring  
Euroformula Open  
Private test - 2  
Best 5 Lap Times



Cls	Nº	Entrant	Nat	Driver	Nat	Cat	Cls	Chassis	Team	Best 1		Best 2		Best 3		Best 4		Best 5	
										Time	Lap	Time	Lap	Time	Lap	Time	Lap	Time	Lap
1	34	Carlin Motorsport	GBR	Matheus Iorio	BRA			Dallara F312	Carlin Motorsport	<b>1:36.808</b>	5	1:37.190	9	1:37.598	3	1:38.272	2	1:40.960	8
2	8	Drivex School	ESP	Lukas Dunner	AUT	R	1	Dallara F312	Drivex School	<b>1:37.094</b>	4	1:37.107	7	1:37.290	6	1:37.666	3	1:44.688	8
3	12	Drivex School	ESP	Christian Hahn	BRA			Dallara F312	Drivex School	<b>1:37.360</b>	5	1:37.787	4	1:38.928	2	1:40.132	3	1:56.441	6
4	28	Carlin Motorsport	GBR	Cameron Das	USA			Dallara F312	Carlin Motorsport	<b>1:37.546</b>	5	1:37.701	3	1:37.926	2	1:39.067	4	1:43.223	6
5	10	RACE	ESP	Bent Viscaal	NLD	R	2	Dallara F312	Teo Martin Motorsport	<b>1:38.013</b>	4	1:39.164	3	1:41.716	2	1:49.814	5	2:08.79	6
6	18	Campos Racing	ESP	Marcos Siebert	ARG			Dallara F312	Campos Racing	<b>1:38.072</b>	5	1:38.264	6	1:38.731	4	1:42.104	2	1:43.808	3
7	15	Campos Racing	ESP	Yves Baltas	USA	R	3	Dallara F312	Campos Racing	<b>1:38.159</b>	6	1:38.916	5	1:41.791	4	1:45.104	7	1:45.820	8
8	21	Fortec Motorsport	GBR	Calan Williams	AUS			Dallara F312	Fortec Motorsport	<b>1:38.374</b>	4	1:41.442	3	1:56.025	2	2:45.714	5		
9	19	Fortec Motorsport	GBR	Aldo Festante	ITA	R	4	Dallara F312	Fortec Motorsport	<b>1:38.961</b>	3	1:39.489	2	1:49.929	4				
10	11	Campos Racing	ESP	Alex Karkosik	POL			Dallara F312	Campos Racing	<b>1:43.608</b>	3	1:47.726	2	1:50.973	4	4:54.390	5		
11	77	RP Motorsport	ITA	Guilherme Samaia	BRA			Dallara F312	RP Motorsport	<b>1:49.980</b>	3	1:53.772	2	2:06.136	4				
12	4	RP Motorsport	ITA	Felipe Drugovich	BRA			Dallara F312	RP Motorsport	<b>1:58.499</b>	2	2:08.628	3						
13	1	RP Motorsport	ITA	Leonard Hoogenboom	NLD	R	5	Dallara F312	RP Motorsport	<b>2:02.878</b>	2	2:05.327	3	2:14.294	4				



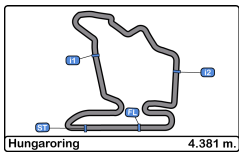


**Hungaroring**  
**Euroformula Open**  
**Private test - 2**  
**Best 5 Top Speeds**



Cls	Nº	Entrant	Nat	Driver	Nat	Cat	Cls	Chassis	Team	Top 1		Top 2		Top 3		Top 4		Top 5		Avg
										Km/h	Lap	Km/h	Lap	Km/h	Lap	Km/h	Lap	Km/h	Lap	
1	15	Campos Racing	ESP	Yves Baltas	USA	R	1	Dallara F312	Campos Racing	219.0	7	217.3	6	216.0	5	216.0	8	214.7	4	216.6
2	10	RACE	ESP	Bent Viscaal	NLD	R	2	Dallara F312	Teo Martin Motorsport	216.8	5	216.0	4	213.0	2	213.0	3			214.7
3	8	Drivex School	ESP	Lukas Dunner	AUT	R	3	Dallara F312	Drivex School	216.0	8	214.7	7	214.2	5	213.8	4	212.5	6	214.2
4	12	Drivex School	ESP	Christian Hahn	BRA			Dallara F312	Drivex School	216.0	5	215.1	4	214.7	6	213.0	3	211.7	2	214.1
5	21	Fortec Motorsport	GBR	Calan Williams	AUS			Dallara F312	Fortec Motorsport	216.0	5	215.5	4	214.2	3	173.3	2			204.8
6	28	Carlin Motorsport	GBR	Cameron Das	USA			Dallara F312	Carlin Motorsport	216.0	6	214.2	3	214.2	4	214.2	5	213.0	2	214.3
7	18	Campos Racing	ESP	Marcos Siebert	ARG			Dallara F312	Campos Racing	215.5	5	215.5	6	215.5	7	214.7	3	214.7	4	215.2
8	34	Carlin Motorsport	GBR	Matheus Iorio	BRA			Dallara F312	Carlin Motorsport	215.1	9	214.7	6	214.7	8	214.7	10	214.2	5	214.7
9	11	Campos Racing	ESP	Alex Karkosik	POL			Dallara F312	Campos Racing	213.0	4	209.3	3	208.0	2					210.1
10	19	Fortec Motorsport	GBR	Aldo Festante	ITA	R	4	Dallara F312	Fortec Motorsport	212.5	3	212.5	4	209.7	2					211.6
11	1	RP Motorsport	ITA	Leonard Hoogenboom	NLD	R	5	Dallara F312	RP Motorsport	194.9	4	191.1	3	169.5	2					185.2
12	77	RP Motorsport	ITA	Guilherme Samaia	BRA			Dallara F312	RP Motorsport	182.4	4	175.3	3	151.8	2					169.8
13	4	RP Motorsport	ITA	Felipe Drugovich	BRA			Dallara F312	RP Motorsport	170.3	3	165.1	2							167.7





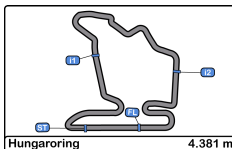
Hungaroring  
Euroformula Open  
Private test - 2  
Fastest Laps Sequence



Lap	Time of Day	Session Time	Nº	Entrant	Nat	Driver	Nat	Cat	Chassis	Team	Time	Km/h
2	13:33:59.342	3:59.342	34	Carlin Motorsport	GBR	Matheus Iorio	BRA		Dallara F312	Carlin Motorsport	<b>1:38.272</b>	160.4
3	13:35:36.940	5:36.940	34	Carlin Motorsport	GBR	Matheus Iorio	BRA		Dallara F312	Carlin Motorsport	<b>1:37.598</b>	161.5
5	13:38:54.780	8:54.780	34	Carlin Motorsport	GBR	Matheus Iorio	BRA		Dallara F312	Carlin Motorsport	<b>1:36.808</b>	162.9





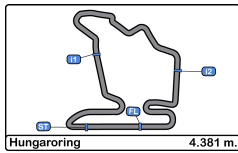


Hungaroring  
Euroformula Open  
Private test - 2  
Event Best Maximum Speed



<u>Nº</u>	<u>Entrant</u>	<u>Nat</u>	<u>Driver</u>	<u>Nat</u>	<u>Cat</u>	<u>Clas</u>	<u>Chassis</u>	<u>Team</u>	<u>Km/h</u>	<u>Session</u>
18	Campos Racing	ESP	Marcos Siebert	ARG			Dallara F312	Campos Racing	220.4	Private test - 1
15	Campos Racing	ESP	Yves Baltas	USA	R	1	Dallara F312	Campos Racing	219.0	Private test - 2
4	RP Motorsport	ITA	Felipe Drugovich	BRA			Dallara F312	RP Motorsport	218.1	Private test - 1
11	Campos Racing	ESP	Alex Karkosik	POL			Dallara F312	Campos Racing	216.8	Private test - 1
1	RP Motorsport	ITA	Leonard Hoogenboom	NLD	R	2	Dallara F312	RP Motorsport	216.8	Private test - 1
21	Fortec Motorsport	GBR	Calan Williams	AUS			Dallara F312	Fortec Motorsport	216.8	Private test - 1
10	RACE	ESP	Bent Viscaal	NLD	R	3	Dallara F312	Teo Martin Motorsport	216.8	Private test - 2
28	Carlin Motorsport	GBR	Cameron Das	USA			Dallara F312	Carlin Motorsport	216.0	Private test - 2
8	Drivex School	ESP	Lukas Dunner	AUT	R	4	Dallara F312	Drivex School	216.0	Private test - 2
12	Drivex School	ESP	Christian Hahn	BRA			Dallara F312	Drivex School	216.0	Private test - 2
19	Fortec Motorsport	GBR	Aldo Festante	ITA	R	5	Dallara F312	Fortec Motorsport	215.5	Private test - 1
77	RP Motorsport	ITA	Guilherme Samaia	BRA			Dallara F312	RP Motorsport	215.5	Private test - 1
34	Carlin Motorsport	GBR	Matheus Iorio	BRA			Dallara F312	Carlin Motorsport	215.1	Private test - 1





**Hungaroring**  
**Euroformula Open**  
**Private test - 2**  
**Pit Stop Analysis**



**8** Lukas Dunner R Drivex School  
 Dallara F312

Nr.	In Day Time	In Time	Out Time	Pit Time	T. Pit Time	Handicap	Penalty
1	13:47:38.105	13:47:38.105	13:53:56.429	6:18.324	6:18.324		
2	13:57:49.448	13:57:49.448	14:06:21.261	8:31.813	14:50.137		

**10** Bent Viscaal R Teo Martin Motorsport  
 Dallara F312

Nr.	In Day Time	In Time	Out Time	Pit Time	T. Pit Time	Handicap	Penalty
1	13:47:55.875	13:47:55.875	14:06:10.429	18:14.554	18:14.554		4

**11** Alex Karkosik Campos Racing  
 Dallara F312

Nr.	In Day Time	In Time	Out Time	Pit Time	T. Pit Time	Handicap	Penalty
1	13:38:12.457	13:38:12.457	13:41:07.012	2:54.555	2:54.555		

**15** Yves Baltas R Campos Racing  
 Dallara F312

Nr.	In Day Time	In Time	Out Time	Pit Time	T. Pit Time	Handicap	Penalty
1	13:36:08.307	13:36:08.307	13:39:16.254	3:07.947	3:07.947		
2	13:49:22.478	13:49:22.478	14:11:06.666	21:44.188	24:52.135		

**18** Marcos Siebert Campos Racing  
 Dallara F312

Nr.	In Day Time	In Time	Out Time	Pit Time	T. Pit Time	Handicap	Penalty
1	13:45:04.322	13:45:04.322	13:55:08.610	10:04.288	10:04.288		8
2	13:57:03.634	13:57:03.634	14:11:05.352	14:01.718	24:06.006		8

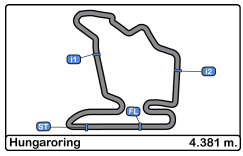
**28** Cameron Das Carlin Motorsport  
 Dallara F312

Nr.	In Day Time	In Time	Out Time	Pit Time	T. Pit Time	Handicap	Penalty
1	13:47:00.637	13:47:00.637	14:06:44.852	19:44.215	19:44.215		5

**34** Matheus Iorio Carlin Motorsport  
 Dallara F312

Nr.	In Day Time	In Time	Out Time	Pit Time	T. Pit Time	Handicap	Penalty
1	13:40:37.114	13:40:37.114	13:43:21.318	2:44.204	2:44.204		
2	13:50:13.775	13:50:13.775	14:11:37.368	21:23.593	24:07.797		3

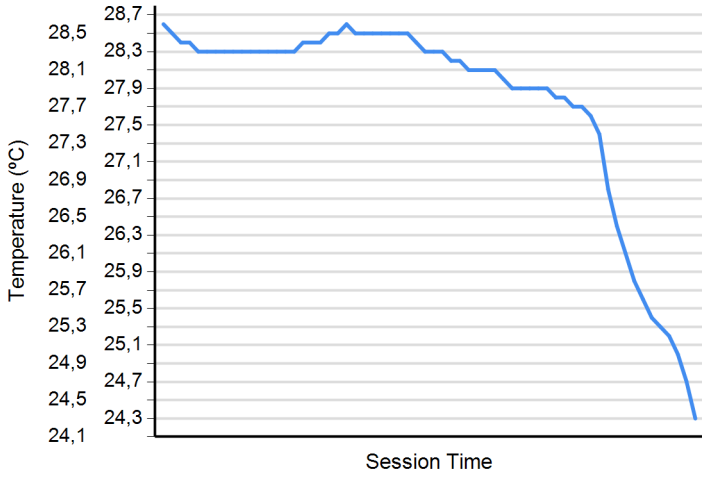




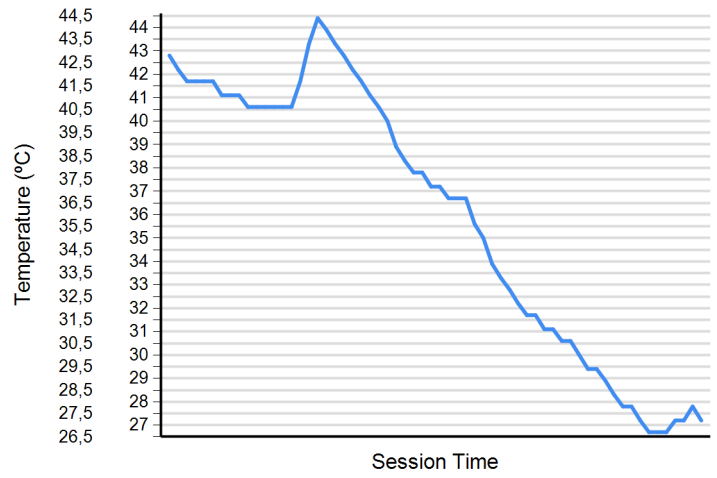
**Hungaroring**  
**Euroformula Open**  
**Private test - 2**  
**Weather Report**



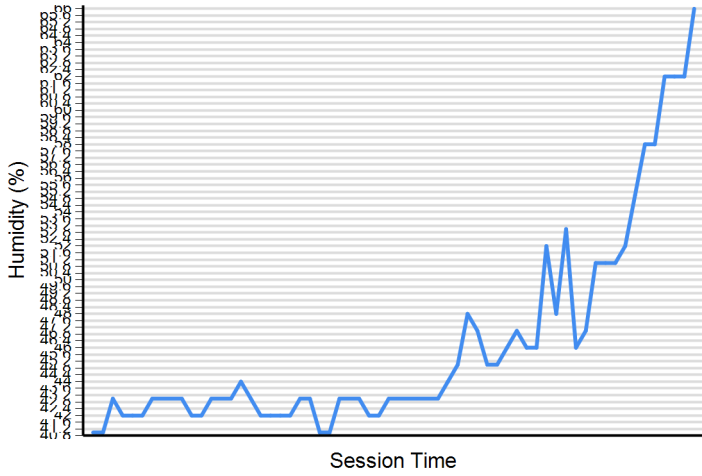
**Air Temperature**



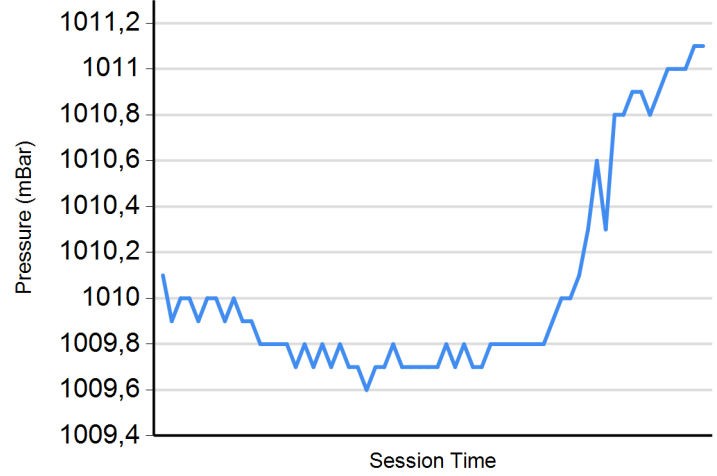
**Track Temperature**



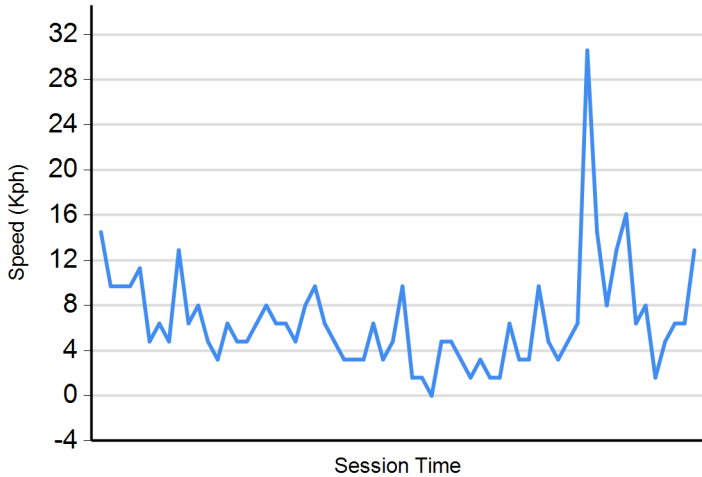
**Humidity**



**Pressure**

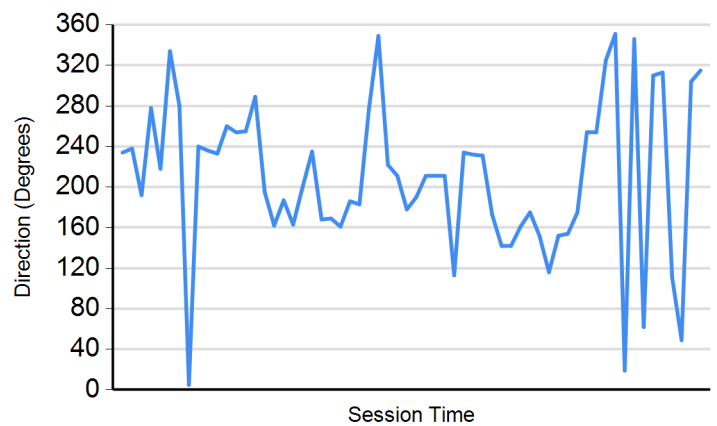


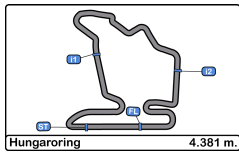
**Wind Speed**



**Wind direction**

North = 0°/360° Est = 90° South = 180° West = 270°





**Hungaroring**  
**Euroformula Open**  
**Private test - 1**  
**Results**



Cls	Nº	Entrant	Nat	Driver	Nat	Cat	Clas	Chassis	Team	Laps	Private test - 1	Private test - 2	Best	Gap	Interval	Km/h		
1	34	Carlin Motorsport	GBR	Matheus Iorio	BRA			Dallara F312	Carlin Motorsport	50	1:37.514	24	<b>1:36.808</b>	5	<b>1:36.808</b>	162.9		
2	4	RP Motorsport	ITA	Felipe Drugovich	BRA			Dallara F312	RP Motorsport	41	<b>1:37.010</b>	36	1:58.499	2	<b>1:37.010</b>	0.202	0.202	162.5
3	8	Drivex School	ESP	Lukas Dunner	AUT	R	1	Dallara F312	Drivex School	69	1:37.279	55	<b>1:37.094</b>	4	<b>1:37.094</b>	0.286	0.084	162.4
4	28	Carlin Motorsport	GBR	Cameron Das	USA			Dallara F312	Carlin Motorsport	48	<b>1:37.142</b>	20	1:37.546	5	<b>1:37.142</b>	0.334	0.048	162.3
5	10	RACE	ESP	Bent Viscaal	NLD	R	2	Dallara F312	Teo Martin Motorsport	63	<b>1:37.214</b>	39	1:38.013	4	<b>1:37.214</b>	0.406	0.072	162.2
6	18	Campos Racing	ESP	Marcos Siebert	ARG			Dallara F312	Campos Racing	52	<b>1:37.284</b>	22	1:38.072	5	<b>1:37.284</b>	0.476	0.070	162.1
7	12	Drivex School	ESP	Christian Hahn	BRA			Dallara F312	Drivex School	49	1:37.713	30	<b>1:37.360</b>	5	<b>1:37.360</b>	0.552	0.076	161.9
8	11	Campos Racing	ESP	Alex Karkosik	POL			Dallara F312	Campos Racing	48	<b>1:37.511</b>	33	1:43.608	3	<b>1:37.511</b>	0.703	0.151	161.7
9	77	RP Motorsport	ITA	Guilherme Samaia	BRA			Dallara F312	RP Motorsport	45	<b>1:37.791</b>	38	1:49.980	3	<b>1:37.791</b>	0.983	0.280	161.2
10	15	Campos Racing	ESP	Yves Baltas	USA	R	3	Dallara F312	Campos Racing	15	1:39.535	5	<b>1:38.159</b>	6	<b>1:38.159</b>	1.351	0.368	160.6
11	1	RP Motorsport	ITA	Leonard Hoogenboom	NLD	R	4	Dallara F312	RP Motorsport	47	<b>1:38.174</b>	41	2:02.878	2	<b>1:38.174</b>	1.366	0.015	160.6
12	19	Fortec Motorsport	GBR	Aldo Festante	ITA	R	5	Dallara F312	Fortec Motorsport	55	<b>1:38.241</b>	40	1:38.961	3	<b>1:38.241</b>	1.433	0.067	160.5
13	21	Fortec Motorsport	GBR	Calan Williams	AUS			Dallara F312	Fortec Motorsport	57	<b>1:38.355</b>	46	1:38.374	4	<b>1:38.355</b>	1.547	0.114	160.3

Published at:.....

Stewards:

Race Director:

Timekeeper:

