

Hungaroring  
Euroformula Open  
Private test - 3  
Provisional Results



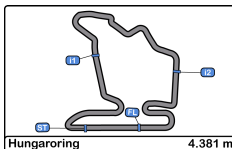
Clas	Nº	Entrant	Nat	Driver	Nat	Cat	Clas	Chassis	Team	Laps	Best	Time	Gap	Interval	Km/h
1	4	RP Motorsport	ITA	Felipe Drugovich	BRA			Dallara F312	RP Motorsport	21	14	1:36.751			163.0
2	10	RACE	ESP	Bent Viscaal	NLD	R	1	Dallara F312	Teo Martin Motorsport	20	15	1:36.993	0.242	0.242	162.6
3	34	Carlin Motorsport	GBR	Matheus Iorio	BRA			Dallara F312	Carlin Motorsport	18	11	1:37.256	0.505	0.263	162.1
4	18	Campos Racing	ESP	Marcos Siebert	ARG			Dallara F312	Campos Racing	19	14	1:37.306	0.555	0.050	162.0
5	77	RP Motorsport	ITA	Guilherme Samaia	BRA			Dallara F312	RP Motorsport	16	10	1:37.308	0.557	0.002	162.0
6	28	Carlin Motorsport	GBR	Cameron Das	USA			Dallara F312	Carlin Motorsport	21	19	1:37.378	0.627	0.070	161.9
7	8	Drivex School	ESP	Lukas Dunner	AUT	R	2	Dallara F312	Drivex School	15	12	1:37.419	0.668	0.041	161.8
8	12	Drivex School	ESP	Christian Hahn	BRA			Dallara F312	Drivex School	21	20	1:37.439	0.688	0.020	161.8
9	1	RP Motorsport	ITA	Leonard Hoogenboom	NLD	R	3	Dallara F312	RP Motorsport	23	19	1:37.671	0.920	0.232	161.4
10	11	Campos Racing	ESP	Alex Karkosik	POL			Dallara F312	Campos Racing	24	22	1:37.762	1.011	0.091	161.3
11	21	Fortec Motorsport	GBR	Calan Williams	AUS			Dallara F312	Fortec Motorsport	24	21	1:38.101	1.350	0.339	160.7
12	15	Campos Racing	ESP	Yves Baltas	USA	R	4	Dallara F312	Campos Racing	19	9	1:38.389	1.638	0.288	160.2
13	19	Fortec Motorsport	GBR	Aldo Festante	ITA	R	5	Dallara F312	Fortec Motorsport	17	15	1:38.684	1.933	0.295	159.8

Published at:.....

Track Temp: 32.8 °C    Air Temp: 28.9 °C    Humidity: 42 %    Track Status: DRY

Stewards:	Race Director:	Timekeeper: 
-----------	----------------	---





Hungaroring  
Euroformula Open  
Private test - 3  
Provisional Results by Class



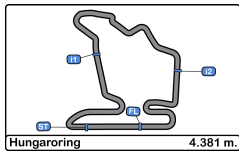
Clas	Nº	Entrant	Nat	Driver	Nat	Cat	Clas	Chassis	Team	Laps	Best	Time	Gap	Interval	Km/h
1	4	RP Motorsport	ITA	Felipe Drugovich	BRA			Dallara F312	RP Motorsport	21	14	1:36.751			163.0
2	34	Carlin Motorsport	GBR	Matheus Iorio	BRA			Dallara F312	Carlin Motorsport	18	11	1:37.256	0.505	0.505	162.1
3	18	Campos Racing	ESP	Marcos Siebert	ARG			Dallara F312	Campos Racing	19	14	1:37.306	0.555	0.050	162.0
4	77	RP Motorsport	ITA	Guilherme Samaia	BRA			Dallara F312	RP Motorsport	16	10	1:37.308	0.557	0.002	162.0
5	28	Carlin Motorsport	GBR	Cameron Das	USA			Dallara F312	Carlin Motorsport	21	19	1:37.378	0.627	0.070	161.9
6	12	Drivex School	ESP	Christian Hahn	BRA			Dallara F312	Drivex School	21	20	1:37.439	0.688	0.061	161.8
7	11	Campos Racing	ESP	Alex Karkosik	POL			Dallara F312	Campos Racing	24	22	1:37.762	1.011	0.323	161.3
8	21	Fortec Motorsport	GBR	Calan Williams	AUS			Dallara F312	Fortec Motorsport	24	21	1:38.101	1.350	0.339	160.7
<b>Rookie</b>															
1	10	RACE	ESP	Bent Viscaal	NLD	R	1	Dallara F312	Teo Martin Motorsport	20	15	1:36.993			162.6
2	8	Drivex School	ESP	Lukas Dunner	AUT	R	2	Dallara F312	Drivex School	15	12	1:37.419	0.426	0.426	161.8
3	1	RP Motorsport	ITA	Leonard Hoogenboom	NLD	R	3	Dallara F312	RP Motorsport	23	19	1:37.671	0.678	0.252	161.4
4	15	Campos Racing	ESP	Yves Baltas	USA	R	4	Dallara F312	Campos Racing	19	9	1:38.389	1.396	0.718	160.2
5	19	Fortec Motorsport	GBR	Aldo Festante	ITA	R	5	Dallara F312	Fortec Motorsport	17	15	1:38.684	1.691	0.295	159.8

Published at:.....

Track Temp: 32.8 °C    Air Temp: 28.9 °C    Humidity: 42 %    Track Status: DRY

Stewards:	Race Director:	Timekeeper: 
-----------	----------------	---





**Hungaroring**  
**Euroformula Open**  
**Private test - 3**  
**Lap Analysis**



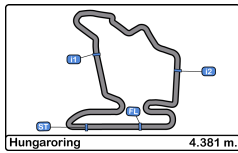
**1** Leonard Hoogenboom R Dallara F312 **8** Lukas Dunner R Dallara F312  
 RP Motorsport Drivex School

Lap	D	Time	Sector 1	Sector 2	Sector 3	T. Spd	Elapsed	Lap	D	Time	Sector 1	Sector 2	Sector 3	T. Spd	Elapsed
1		15:54:46.752	15:53:32.145	44.412	30.195		15:54:46.752	1		15:57:37.235	15:56:27.933	40.251	29.051		15:57:37.235
2		1:45.768	39.167	38.280	28.321	209.7	15:56:32.520	2		1:41.058	37.675	36.024	27.359	210.9	15:59:18.293
3		1:42.679	38.309	36.789	27.581	211.3	15:58:15.199	3		1:39.214	37.142	35.145	26.927	211.3	16:00:57.507
4		1:43.458	37.317	38.554	27.587	213.8	15:59:58.657	4		1:39.332	36.971	35.411	26.950	211.7	16:02:36.839
5		1:39.544	36.851	35.379	27.314	215.1	16:01:38.201	5		1:38.617	36.791	34.893	26.933	211.7	16:04:15.456
6		1:44.879 P	36.870	35.208	32.801	215.1	16:03:23.080	6		1:38.220	36.884	34.542	26.794	213.0	16:05:53.676
7		3:56.784	2:49.012	39.625	28.147		16:07:19.864	7		1:38.401	36.798	34.741	26.862	212.5	16:07:32.077
8		1:39.460	36.999	35.409	27.052	212.1	16:08:59.324	8		1:38.510	36.873	34.681	26.956	213.0	16:09:10.587
9		1:38.451	36.635	34.919	26.897	213.4	16:10:37.775	9		1:45.212 P	36.861	35.237	33.114	212.5	16:10:55.799
10		1:38.099	36.534	34.658	26.907	214.2	16:12:15.874	10		11:56.747	10:46.538	42.283	27.926		16:22:52.546
11		1:44.068 P	36.475	35.268	32.325	214.7	16:13:59.942	11		1:37.919	36.963	34.339	26.617	210.9	16:24:30.465
12		7:29.528	6:20.306	40.543	28.679		16:21:29.470	12		1:37.419	36.531	34.165	26.723	211.7	16:26:07.884
13		1:43.670	38.071	37.974	27.625	212.5	16:23:13.140	13		1:37.553	36.629	34.248	26.676	213.8	16:27:45.437
14		1:38.283	36.873	34.688	26.722	213.4	16:24:51.423	14		1:58.929	46.537	43.915	28.477	196.3	16:29:44.366
15		1:37.778	36.595	34.344	26.839	213.8	16:26:29.201	15		1:45.679 P	36.773	36.555	32.351	210.5	16:31:30.045
16		1:45.206 P	36.647	35.400	33.159	214.7	16:28:14.407	<b>10</b> Bent Viscaal R Dallara F312							
17		3:23.334	2:18.220	37.589	27.525		16:31:37.741	Teo Martin Motorsport							
18		1:38.821	36.722	35.133	26.966	212.5	16:33:16.562	<b>Lap D</b>	<b>Time</b>	<b>Sector 1</b>	<b>Sector 2</b>	<b>Sector 3</b>	<b>T. Spd</b>	<b>Elapsed</b>	
19		1:37.671	36.706	34.289	26.676	213.8	16:34:54.233	1	15:53:06.585 P	15:51:42.533	45.631	38.421		15:53:06.585	
20		1:40.217	36.469	36.681	27.067	213.8	16:36:34.450	2	7:57.003	6:49.533	38.039	29.431		16:01:03.588	
21		1:40.400	36.467	36.699	27.234	213.8	16:38:14.850	3	1:39.743	37.367	35.420	26.956	212.1	16:02:43.331	
22		1:44.934	36.484	36.812	31.638	214.2	16:39:59.784	4	1:39.633	37.083	35.248	27.302	213.8	16:04:22.964	
23		1:47.358 P	36.742	35.176	35.440	215.1	16:41:47.142	5	1:53.424	45.656	40.591	27.177	216.8	16:06:16.388	

**4** Felipe Drugovich Dallara F312  
 RP Motorsport

Lap	D	Time	Sector 1	Sector 2	Sector 3	T. Spd	Elapsed	Lap	D	Time	Sector 1	Sector 2	Sector 3	T. Spd	Elapsed
1		15:54:53.735	15:53:45.249	39.671	28.815		15:54:53.735	1		15:53:06.585 P	15:51:42.533	45.631	38.421		15:53:06.585
2		1:42.612	38.043	36.933	27.636	210.1	15:56:36.347	2		7:57.003	6:49.533	38.039	29.431		16:01:03.588
3		1:40.375	37.285	35.910	27.180	213.4	15:58:16.722	3		1:39.743	37.367	35.420	26.956	212.1	16:02:43.331
4		1:40.279	36.978	36.220	27.081	215.1	15:59:57.001	4		1:39.633	37.083	35.248	27.302	213.8	16:04:22.964
5		1:38.972	36.902	35.058	27.012	213.4	16:01:35.973	5		1:53.424	45.656	40.591	27.177	216.8	16:06:16.388
6		1:43.874 P	36.711	34.973	32.190	214.2	16:03:19.847	6		1:39.075	36.797	35.106	27.172	212.5	16:07:55.463
7		4:30.839	3:25.135	38.052	27.652		16:07:50.686	7		1:41.093	37.205	34.822	29.066	213.8	16:09:36.556
8		1:39.595	37.507	35.145	26.943	210.1	16:09:30.281	8		1:38.618	36.773	34.879	26.966	215.1	16:11:15.174
9		1:40.635	38.811	35.022	26.802	213.8	16:11:10.916	9		1:44.811 P	36.724	35.093	32.994	215.1	16:12:59.985
10		1:38.006	36.584	34.671	26.751	214.2	16:12:48.922	10		6:26.465	5:23.506	36.169	26.790		16:19:26.450
11		1:42.989 P	36.721	34.686	31.582	215.1	16:14:31.911	11		1:37.321	36.485	34.258	26.578	213.8	16:21:03.771
12		6:10.982	5:07.154	36.058	27.770		16:20:42.893	12		1:37.239	36.432	34.234	26.573	215.5	16:22:41.010
13		1:39.107	37.606	34.854	26.647	213.4	16:22:22.000	13		1:42.267 P	36.467	34.620	31.180	216.4	16:24:23.277
14		1:36.751	36.287	33.953	26.511	215.1	16:23:58.751	14		6:05.420	4:57.250	37.911	30.259		16:30:28.697
15		2:51.751 P	36.317	1:34.042	41.392	214.7	16:26:50.502	15		1:36.993	36.359	34.148	26.486	213.4	16:32:05.690
16		3:41.021	2:36.552	36.831	27.638		16:30:31.523	16		1:37.064	36.446	34.092	26.526	215.1	16:33:42.754
17		1:39.979	37.355	35.432	27.192	213.4	16:32:11.502	17		2:08.120	45.742	51.745	30.633	215.5	16:35:50.874
18		1:42.479	40.520	35.219	26.740	215.1	16:33:53.981	18		1:37.059	36.372	34.069	26.618	214.2	16:37:27.933
19		1:37.161	36.362	34.303	26.496	215.5	16:35:31.142	19		1:37.461	36.308	34.224	26.929	215.5	16:39:05.394
20		1:36.827	36.247	33.983	26.597	215.5	16:37:07.969	20		1:46.723 P	40.854	34.451	31.418	203.0	16:40:52.117
21		1:46.810 P	36.349	35.723	34.738	215.5	16:38:54.779								





**Hungaroring**  
Euroformula Open  
Private test - 3  
Lap Analysis



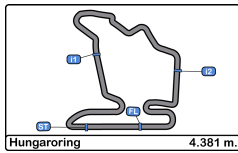
**11** Alex Karkosik Dallara F312 **15** Yves Baltas R Dallara F312  
Campos Racing Campos Racing

Lap	D	Time	Sector 1	Sector 2	Sector 3	T. Spd	Elapsed	Lap	D	Time	Sector 1	Sector 2	Sector 3	T. Spd	Elapsed
1		15:53:20.419	15:52:11.613	40.375	28.431		15:53:20.419	1		15:53:23.965	15:52:13.042	41.150	29.773		15:53:23.965
2		1:41.795	37.744	36.442	27.609	211.7	15:55:02.214	2		1:42.502	38.302	36.098	28.102	213.4	15:55:06.467
3		1:40.608	37.431	35.909	27.268	213.0	15:56:42.822	3		1:40.827	37.457	35.713	27.657	214.2	15:56:47.294
4		1:39.219	36.936	35.365	26.918	213.4	15:58:22.041	4		1:40.161	37.156	35.639	27.366	214.7	15:58:27.455
5		1:39.563	36.923	35.259	27.381	213.0	16:00:01.604	5		1:45.820 P	37.576	35.525	32.719	215.1	16:00:13.275
6		1:55.129	44.572	41.733	28.824	191.1	16:01:56.733	6		8:27.260	7:20.947	37.858	28.455		16:08:40.535
7		1:38.938	36.955	34.917	27.066	212.1	16:03:35.671	7		1:39.319	37.146	35.107	27.066	212.5	16:10:19.854
8		1:40.133	36.888	34.822	28.423	212.1	16:05:15.804	8		1:38.447	36.734	34.769	26.944	213.8	16:11:58.301
9		1:38.499	36.812	34.899	26.788	210.5	16:06:54.303	9		1:38.389	36.739	34.621	27.029	214.2	16:13:36.690
10		1:39.713	36.808	35.140	27.765	213.0	16:08:34.016	10		1:38.826	36.742	34.960	27.124	214.7	16:15:15.516
11		1:38.827	36.860	35.002	26.965	212.5	16:10:12.843	11		1:39.016	36.778	34.986	27.252	214.7	16:16:54.532
12		1:47.271 P	36.777	35.577	34.917	212.1	16:12:00.114	12		1:44.136 P	36.736	35.269	32.131	214.7	16:18:38.668
13		11:20.128	10:13.172	38.201	28.755		16:23:20.242	13		10:45.683	9:36.991	38.949	29.743		16:29:24.351
14		1:38.908	37.091	34.742	27.075	210.9	16:24:59.150	14		1:42.502	37.090	36.527	28.885	212.1	16:31:06.853
15		1:38.822	36.711	35.051	27.060	212.1	16:26:37.972	15		1:39.198	36.917	35.314	26.967	213.4	16:32:46.051
16		1:38.176	36.629	34.725	26.822	213.0	16:28:16.148	16		1:38.744	36.713	35.127	26.904	213.4	16:34:24.795
17		1:46.058 P	36.990	35.193	33.875	213.0	16:30:02.206	17		1:38.635	36.658	34.953	27.024	214.7	16:36:03.430
18		3:23.899	2:17.794	38.802	27.303		16:33:26.105	18		1:41.082	36.664	35.159	29.259	215.5	16:37:44.512
19		1:37.786	36.678	34.623	26.485	210.9	16:35:03.891	19		1:38.808	36.691	35.122	26.995	214.7	16:39:23.320
20		1:38.264	36.532	35.185	26.547	212.5	16:36:42.155	20			36.964			215.1	
21		1:37.820	36.471	34.655	26.694	214.7	16:38:19.975	<b>18</b> Marcos Siebert Dallara F312							
22		1:37.762	36.587	34.462	26.713	214.2	16:39:57.737	Campos Racing							
23		1:38.019	36.761	34.441	26.817	213.4	16:41:35.756	<b>Lap D</b>	<b>Time</b>	<b>Sector 1</b>	<b>Sector 2</b>	<b>Sector 3</b>	<b>T. Spd</b>	<b>Elapsed</b>	
24		1:51.019 P	38.750	38.602	33.667	202.2	16:43:26.775	1	15:53:35.087	15:52:23.085	42.393	29.609		15:53:35.087	
								2	1:48.865	39.775	39.796	29.294	199.2	15:55:23.952	
								3	1:40.827	38.051	35.620	27.156	195.2	15:57:04.779	
								4	2:01.273 P	45.561	38.868	36.844	148.3	15:59:06.052	
								5	5:36.299	4:30.338	38.279	27.682		16:04:42.351	
								6	1:38.840	36.982	34.984	26.874	213.0	16:06:21.191	
								7	1:38.684	36.697	34.973	27.014	213.8	16:07:59.875	
								8	1:38.049	36.574	34.620	26.855	215.1	16:09:37.924	
								9	1:46.159	40.666	38.477	27.016	216.4	16:11:24.083	
								10	1:38.180	36.532	34.660	26.988	216.0	16:13:02.263	
								11	1:42.523 P	36.799	34.567	31.157	215.1	16:14:44.786	
								12	13:51.693	12:42.946	40.611	28.136		16:28:36.479	
								13	1:45.355	39.392	35.417	30.546	190.4	16:30:21.834	
								14	1:37.306	36.533	34.124	26.649	214.2	16:31:59.140	
								15	1:37.622	36.465	34.253	26.904	215.5	16:33:36.762	
								16	1:37.548	36.486	34.230	26.832	216.0	16:35:14.310	
								17	1:50.362	44.353	37.817	28.192	216.0	16:37:04.672	
								18	1:59.917	36.408	56.593	26.916	215.1	16:39:04.589	
								19	1:45.647 P	36.515	34.261	34.871	216.4	16:40:50.236	

**12** Christian Hahn Dallara F312  
Drivex School

Lap	D	Time	Sector 1	Sector 2	Sector 3	T. Spd	Elapsed
1		15:58:12.639	15:57:01.069	42.106	29.464		15:58:12.639
2		1:48.237	38.823	41.256	28.158	209.3	16:00:00.876
3		1:40.271	37.194	35.575	27.502	212.1	16:01:41.147
4		1:39.700	37.290	35.417	26.993	213.0	16:03:20.847
5		1:39.129	37.121	34.985	27.023	212.1	16:04:59.976
6		1:49.670 P	39.525	37.415	32.730	213.4	16:06:49.646
7		7:34.891	6:30.139	36.629	28.123		16:14:24.537
8		1:38.511	36.903	34.763	26.845	212.1	16:16:03.048
9		1:38.162	36.804	34.599	26.759	212.1	16:17:41.210
10		1:39.465	37.335	35.173	26.957	213.0	16:19:20.675
11		1:38.126	36.775	34.521	26.830	213.0	16:20:58.801
12		1:38.504	36.851	34.408	27.245	213.8	16:22:37.305
13		1:38.187	36.685	34.582	26.920	214.7	16:24:15.492
14		1:38.430	36.914	34.438	27.078	210.9	16:25:53.922
15		1:46.706	37.290	41.228	28.188	215.1	16:27:40.628
16		1:57.222 P	38.903	41.353	36.966	213.0	16:29:37.850
17		5:59.192	4:56.155	35.888	27.149		16:35:37.042
18		1:39.908	36.672	34.313	28.923	213.4	16:37:16.950
19		1:38.935	36.461	34.241	28.233	213.8	16:38:55.885
20		1:37.439	36.541	34.082	26.816	214.2	16:40:33.324
21		1:59.108 P	40.907	41.064	37.137	213.4	16:42:32.432





**Hungaroring**  
**Euroformula Open**  
**Private test - 3**  
**Lap Analysis**



**19** Aldo Festante R Dallara F312 **28** Cameron Das Dallara F312  
 Fortec Motorsport Carlin Motorsport

Lap	D	Time	Sector 1	Sector 2	Sector 3	T. Spd	Elapsed	Lap	D	Time	Sector 1	Sector 2	Sector 3	T. Spd	Elapsed
1		16:02:40.997	16:01:30.795	41.626	28.576		16:02:40.997	1		15:56:05.593	15:54:58.392	39.003	28.198		15:56:05.593
2		1:41.131	37.661	36.244	27.226	208.8	16:04:22.128	2		1:41.730	37.885	36.545	27.300	211.7	15:57:47.323
3		1:39.626	37.026	35.618	26.982	211.3	16:06:01.754	3		1:39.424	37.159	35.306	26.959	212.5	15:59:26.747
4		1:39.350	36.870	35.340	27.140	211.3	16:07:41.104	4		1:39.617	36.889	35.721	27.007	213.4	16:01:06.364
5		1:39.165	36.709	35.293	27.163	212.5	16:09:20.269	5		1:39.126	37.146	34.969	27.011	213.4	16:02:45.490
6		1:39.239	36.665	35.299	27.275	212.5	16:10:59.508	6		1:38.822	36.748	35.125	26.949	215.1	16:04:24.312
7		1:38.936	36.781	35.106	27.049	212.1	16:12:38.444	7		1:39.432	36.943	35.323	27.166	216.0	16:06:03.744
8		1:49.409 P	37.110	37.105	35.194	212.5	16:14:27.853	8		1:39.225	36.821	35.348	27.056	214.7	16:07:42.969
9		12:24.386	11:18.049	38.051	28.286		16:26:52.239	9		1:39.059	36.749	35.192	27.118	215.1	16:09:22.028
10		1:41.681	37.504	36.555	27.622	210.5	16:28:33.920	10		1:43.300 P	36.817	35.218	31.265	215.1	16:11:05.328
11		1:38.727	36.860	34.740	27.127	210.9	16:30:12.647	11		6:27.374	5:19.934	39.040	28.400		16:17:32.702
12		1:39.136	36.733	35.345	27.058	211.7	16:31:51.783	12		1:38.275	36.711	34.554	27.010	212.1	16:19:10.977
13		1:39.182	36.871	34.794	27.517	212.1	16:33:30.965	13		1:40.295	38.985	34.371	26.939	213.0	16:20:51.272
14		1:39.091	37.041	34.968	27.082	213.0	16:35:10.056	14		1:37.926	36.494	34.753	26.679	214.7	16:22:29.198
15		1:38.684	36.691	34.802	27.191	213.0	16:36:48.740	15		1:38.512	36.667	34.481	27.364	215.5	16:24:07.710
16		1:38.834	36.679	34.998	27.157	213.0	16:38:27.574	16		1:44.498 P	36.690	36.765	31.043	213.0	16:25:52.208
17		1:46.780 P	36.671	34.899	35.210	212.5	16:40:14.354	17		5:42.880 P	4:32.727	39.000	31.153		16:31:35.088

**21** Calan Williams Dallara F312  
 Fortec Motorsport

Lap	D	Time	Sector 1	Sector 2	Sector 3	T. Spd	Elapsed
1		15:52:19.927	15:51:10.550	40.284	29.093		15:52:19.927
2		1:44.114	38.597	37.501	28.016	210.1	15:54:04.041
3		1:41.455	37.673	36.347	27.435	213.0	15:55:45.496
4		1:40.364	37.238	35.770	27.356	213.8	15:57:25.860
5		1:39.607	37.090	35.406	27.111	214.7	15:59:05.467
6		1:39.616	36.963	35.324	27.329	213.8	16:00:45.083
7		1:39.857	36.907	35.622	27.328	212.1	16:02:24.940
8		1:39.363	36.972	35.354	27.037	213.4	16:04:04.303
9		1:39.350	36.929	35.071	27.350	213.8	16:05:43.653
10		1:39.824	37.037	35.133	27.654	210.1	16:07:23.477
11		1:51.100 P	38.705	38.405	33.990	215.5	16:09:14.577
12		8:34.030	7:29.764	36.849	27.417		16:17:48.607
13		1:42.163	36.826	35.131	30.206	212.1	16:19:30.770
14		1:38.396	36.707	34.569	27.120	215.1	16:21:09.166
15		1:38.874	36.931	34.858	27.085	211.7	16:22:48.040
16		1:38.316	36.789	34.505	27.022	213.0	16:24:26.356
17		1:38.478	36.760	34.527	27.191	214.2	16:26:04.834
18		1:51.490 P	40.361	37.818	33.311	213.8	16:27:56.324
19		6:07.307	5:02.995	36.821	27.491		16:34:03.631
20		1:38.267	36.715	34.659	26.893	211.3	16:35:41.898
21		1:38.101	36.670	34.438	26.993	212.5	16:37:19.999
22		1:40.589	36.616	36.576	27.397	214.2	16:39:00.588
23		1:38.457	36.575	34.583	27.299	214.2	16:40:39.045
24		2:06.476 P	43.010	44.438	39.028	214.2	16:42:45.521

**34** Matheus Iorio Dallara F312  
 Carlin Motorsport

Lap	D	Time	Sector 1	Sector 2	Sector 3	T. Spd	Elapsed
1		15:56:23.611 P	15:55:03.800	43.740	36.071		15:56:23.611
2		10:58.379	9:55.031	36.033	27.315		16:07:21.990
3		1:38.872	37.029	34.963	26.880	211.7	16:09:00.862
4		1:38.565	36.838	34.893	26.834	213.4	16:10:39.427
5		1:44.340	36.896	39.849	27.595	213.4	16:12:23.767
6		1:38.289	36.791	34.569	26.929	212.1	16:14:02.056
7		1:38.289	36.672	34.729	26.888	214.2	16:15:40.345
8		1:47.289 P	36.846	37.788	32.655	213.8	16:17:27.634
9		6:36.191	5:31.165	37.810	27.216		16:24:03.825
10		1:38.107	36.627	34.582	26.898	211.7	16:25:41.932
11		1:37.256	36.619	34.016	26.621	212.1	16:27:19.188
12		1:44.879	36.770	40.687	27.422	213.0	16:29:04.067
13		1:49.058 P	36.758	41.233	31.067	212.1	16:30:53.125
14		4:41.151	3:34.618	38.664	27.869		16:35:34.276
15		1:37.972	36.796	34.400	26.776	211.7	16:37:12.248
16		1:39.563	36.554	35.792	27.217	213.0	16:38:51.811
17		1:37.389	36.453	34.169	26.767	211.7	16:40:29.200
18		1:50.814 P	40.050	38.117	32.647	200.7	16:42:20.014





**Hungaroring**  
**Euroformula Open**  
**Private test - 3**  
**Lap Analysis**



77

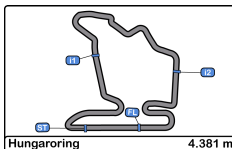
Guilherme Samaia

Dallara F312

RP Motorsport

Lap	D	Time	Sector 1	Sector 2	Sector 3	T. Spd	Elapsed
1		15:55:09.468	15:53:55.881	41.013	32.574		15:55:09.468
2		1:42.223	37.862	36.759	27.602	210.5	15:56:51.691
3		1:39.754	37.059	35.589	27.106	213.8	15:58:31.445
4		1:39.061	36.823	35.191	27.047	214.7	16:00:10.506
5		1:39.144	36.901	35.285	26.958	213.4	16:01:49.650
6		1:38.907	36.771	35.012	27.124	214.2	16:03:28.557
7		1:45.641 P	36.851	35.179	33.611	214.7	16:05:14.198
8		8:44.363	7:33.637	42.585	28.141		16:13:58.561
9		1:38.317	36.775	34.845	26.697	212.5	16:15:36.878
10		<b>1:37.308</b>	36.526	<b>34.245</b>	<b>26.537</b>	214.7	16:17:14.186
11		1:48.401 P	<b>36.456</b>	34.436	37.509	214.2	16:19:02.587
12		11:52.050	10:46.185	37.575	28.290		16:30:54.637
13		1:38.236	36.797	34.671	26.768	211.7	16:32:32.873
14		1:47.407	36.582	42.792	28.033	213.4	16:34:20.280
15		1:38.521	36.625	34.635	27.261	214.2	16:35:58.801
16		1:47.365 P	38.454	35.234	33.677	196.7	16:37:46.166



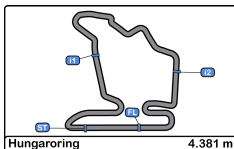


**Hungaroring**  
**Euroformula Open**  
**Private test - 3**  
**Best Sectors Results**



Sector - 1				Sector - 2				Sector - 3				Ideal Lap vs Best Lap					
Clas	Nº	Driver	Time	Nº	Driver	Time	Nº	Driver	Time	Clas	Nº	Driver	Ideal Lap	Best Lap	Clas		
1	4	Felipe Drugovich	36.247	4	Felipe Drugovich	33.953	11	Alex Karkosik	26.485	1	4	Felipe Drugovich	1:36.696	1:36.751	1		
2	10	Bent Viscaal	36.308	34	Matheus Iorio	34.016	10	Bent Viscaal	26.486	2	10	Bent Viscaal	1:36.863	1:36.993	2		
3	28	Cameron Das	36.360	10	Bent Viscaal	34.069	4	Felipe Drugovich	26.496	3	34	Matheus Iorio	1:37.090	1:37.256	3		
4	18	Marcos Siebert	36.408	12	Christian Hahn	34.082	77	Guilherme Samaia	26.537	4	18	Marcos Siebert	1:37.181	1:37.306	4		
5	34	Matheus Iorio	36.453	18	Marcos Siebert	34.124	8	Lukas Dunner	26.617	5	28	Cameron Das	1:37.230	1:37.378	6		
6	77	Guilherme Samaia	36.456	8	Lukas Dunner	34.165	34	Matheus Iorio	26.621	6	77	Guilherme Samaia	1:37.238	1:37.308	5		
7	12	Christian Hahn	36.461	28	Cameron Das	34.191	18	Marcos Siebert	26.649	7	12	Christian Hahn	1:37.302	1:37.439	8		
8	1	Leonard Hoogenboom	36.467	77	Guilherme Samaia	34.245	1	Leonard Hoogenboom	26.676	8	8	Lukas Dunner	1:37.313	1:37.419	7		
9	11	Alex Karkosik	36.471	1	Leonard Hoogenboom	34.289	28	Cameron Das	26.679	9	11	Alex Karkosik	1:37.397	1:37.762	10		
10	8	Lukas Dunner	36.531	21	Calan Williams	34.438	12	Christian Hahn	26.759	10	1	Leonard Hoogenboom	1:37.432	1:37.671	9		
11	21	Calan Williams	36.575	11	Alex Karkosik	34.441	21	Calan Williams	26.893	11	21	Calan Williams	1:37.906	1:38.101	11		
12	15	Yves Baltas	36.658	15	Yves Baltas	34.621	15	Yves Baltas	26.904	12	15	Yves Baltas	1:38.183	1:38.389	12		
13	19	Aldo Festante	36.665	19	Aldo Festante	34.740	19	Aldo Festante	26.982	13	19	Aldo Festante	1:38.387	1:38.684	13		





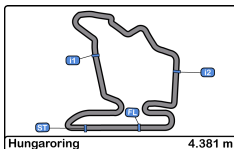
Hungaroring  
Euroformula Open  
Private test - 3  
Best 5 Lap Times



Cls	Nº	Entrant	Nat	Driver	Nat	Cat	Cls	Chassis	Team	Best 1		Best 2		Best 3		Best 4		Best 5	
										Time	Lap	Time	Lap	Time	Lap	Time	Lap	Time	Lap
1	4	RP Motorsport	ITA	Felipe Drugovich	BRA			Dallara F312	RP Motorsport	<b>1:36.751</b>	14	1:36.827	20	1:37.161	19	1:38.006	10	1:38.972	5
2	10	RACE	ESP	Bent Viscaal	NLD	R	1	Dallara F312	Teo Martin Motorsport	<b>1:36.993</b>	15	1:37.059	18	1:37.064	16	1:37.239	12	1:37.321	11
3	34	Carlin Motorsport	GBR	Matheus Iorio	BRA			Dallara F312	Carlin Motorsport	<b>1:37.256</b>	11	1:37.389	17	1:37.972	15	1:38.107	10	1:38.289	6
4	18	Campos Racing	ESP	Marcos Siebert	ARG			Dallara F312	Campos Racing	<b>1:37.306</b>	14	1:37.548	16	1:37.622	15	1:38.049	8	1:38.180	10
5	77	RP Motorsport	ITA	Guilherme Samaia	BRA			Dallara F312	RP Motorsport	<b>1:37.308</b>	10	1:38.236	13	1:38.317	9	1:38.521	15	1:38.907	6
6	28	Carlin Motorsport	GBR	Cameron Das	USA			Dallara F312	Carlin Motorsport	<b>1:37.378</b>	19	1:37.926	14	1:38.275	12	1:38.512	15	1:38.822	6
7	8	Drivex School	ESP	Lukas Dunner	AUT	R	2	Dallara F312	Drivex School	<b>1:37.419</b>	12	1:37.553	13	1:37.919	11	1:38.220	6	1:38.401	7
8	12	Drivex School	ESP	Christian Hahn	BRA			Dallara F312	Drivex School	<b>1:37.439</b>	20	1:38.126	11	1:38.162	9	1:38.187	13	1:38.430	14
9	1	RP Motorsport	ITA	Leonard Hoogenboom	NLD	R	3	Dallara F312	RP Motorsport	<b>1:37.671</b>	19	1:37.778	15	1:38.099	10	1:38.283	14	1:38.451	9
10	11	Campos Racing	ESP	Alex Karkosik	POL			Dallara F312	Campos Racing	<b>1:37.762</b>	22	1:37.786	19	1:37.820	21	1:38.019	23	1:38.176	16
11	21	Fortec Motorsport	GBR	Calan Williams	AUS			Dallara F312	Fortec Motorsport	<b>1:38.101</b>	21	1:38.267	20	1:38.316	16	1:38.396	14	1:38.457	23
12	15	Campos Racing	ESP	Yves Baltas	USA	R	4	Dallara F312	Campos Racing	<b>1:38.389</b>	9	1:38.447	8	1:38.635	17	1:38.744	16	1:38.808	19
13	19	Fortec Motorsport	GBR	Aldo Festante	ITA	R	5	Dallara F312	Fortec Motorsport	<b>1:38.684</b>	15	1:38.727	11	1:38.834	16	1:38.936	7	1:39.091	14





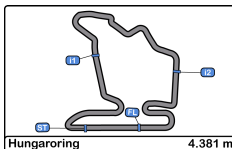


**Hungaroring**  
**Euroformula Open**  
**Private test - 3**  
**Best 5 Top Speeds**



Cls	Nº	Entrant	Nat	Driver	Nat	Cat	Cls	Chassis	Team	Top 1		Top 2		Top 3		Top 4		Top 5		Avg
										Km/h	Lap	Km/h	Lap	Km/h	Lap	Km/h	Lap	Km/h	Lap	
1	10	RACE	ESP	Bent Viscaal	NLD	R	1	Dallara F312	Teo Martin Motorsport	216.8	5	216.4	13	215.5	12	215.5	17	215.5	19	216.0
2	18	Campos Racing	ESP	Marcos Siebert	ARG			Dallara F312	Campos Racing	216.4	9	216.4	19	216.0	10	216.0	16	216.0	17	216.1
3	28	Carlin Motorsport	GBR	Cameron Das	USA			Dallara F312	Carlin Motorsport	216.0	7	215.5	15	215.1	6	215.1	9	215.1	10	215.3
4	4	RP Motorsport	ITA	Felipe Drugovich	BRA			Dallara F312	RP Motorsport	215.5	19	215.5	20	215.5	21	215.1	4	215.1	11	215.3
5	15	Campos Racing	ESP	Yves Baltas	USA	R	2	Dallara F312	Campos Racing	215.5	18	215.1	5	215.1	20	214.7	4	214.7	10	215.0
6	21	Fortec Motorsport	GBR	Calan Williams	AUS			Dallara F312	Fortec Motorsport	215.5	11	215.1	14	214.7	5	214.2	17	214.2	22	214.7
7	1	RP Motorsport	ITA	Leonard Hoogenboom	NLD	R	3	Dallara F312	RP Motorsport	215.1	5	215.1	6	215.1	23	214.7	11	214.7	16	214.9
8	12	Drivex School	ESP	Christian Hahn	BRA			Dallara F312	Drivex School	215.1	15	214.7	13	214.2	20	213.8	12	213.8	19	214.3
9	11	Campos Racing	ESP	Alex Karkosik	POL			Dallara F312	Campos Racing	214.7	21	214.2	22	213.4	4	213.4	23	213.0	3	213.7
10	77	RP Motorsport	ITA	Guilherme Samaia	BRA			Dallara F312	RP Motorsport	214.7	4	214.7	7	214.7	10	214.2	6	214.2	11	214.5
11	34	Carlin Motorsport	GBR	Matheus Iorio	BRA			Dallara F312	Carlin Motorsport	214.2	7	213.8	8	213.4	4	213.4	5	213.0	12	213.6
12	8	Drivex School	ESP	Lukas Dunner	AUT	R	4	Dallara F312	Drivex School	213.8	13	213.0	6	213.0	8	212.5	7	212.5	9	213.0
13	19	Fortec Motorsport	GBR	Aldo Festante	ITA	R	5	Dallara F312	Fortec Motorsport	213.0	14	213.0	15	213.0	16	212.5	5	212.5	6	212.8



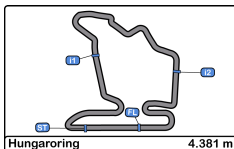


**Hungaroring**  
**Euroformula Open**  
**Private test - 3**  
**Fastest Laps Sequence**



Lap	Time of Day	Session Time	Nº	Entrant	Nat	Driver	Nat	Cat	Chassis	Team	Time	Km/h
2	15:54:04.041	4:04.041	21	Fortec Motorsport	GBR	Calan Williams	AUS		Dallara F312	Fortec Motorsport	<b>1:44.114</b>	151.4
2	15:55:02.214	5:02.214	11	Campos Racing	ESP	Alex Karkosik	POL		Dallara F312	Campos Racing	<b>1:41.795</b>	154.9
3	15:55:45.496	5:45.496	21	Fortec Motorsport	GBR	Calan Williams	AUS		Dallara F312	Fortec Motorsport	<b>1:41.455</b>	155.4
3	15:56:42.822	6:42.822	11	Campos Racing	ESP	Alex Karkosik	POL		Dallara F312	Campos Racing	<b>1:40.608</b>	156.7
4	15:57:25.860	7:25.860	21	Fortec Motorsport	GBR	Calan Williams	AUS		Dallara F312	Fortec Motorsport	<b>1:40.364</b>	157.1
4	15:58:22.041	8:22.041	11	Campos Racing	ESP	Alex Karkosik	POL		Dallara F312	Campos Racing	<b>1:39.219</b>	158.9
4	16:00:10.506	10:10.506	77	RP Motorsport	ITA	Guilherme Samaia	BRA		Dallara F312	RP Motorsport	<b>1:39.061</b>	159.2
5	16:01:35.973	11:35.973	4	RP Motorsport	ITA	Felipe Drugovich	BRA		Dallara F312	RP Motorsport	<b>1:38.972</b>	159.3
6	16:03:28.557	13:28.557	77	RP Motorsport	ITA	Guilherme Samaia	BRA		Dallara F312	RP Motorsport	<b>1:38.907</b>	159.4
5	16:04:15.456	14:15.456	8	Drivex School	ESP	Lukas Dunner	AUT	R	Dallara F312	Drivex School	<b>1:38.617</b>	159.9
6	16:05:53.676	15:53.676	8	Drivex School	ESP	Lukas Dunner	AUT	R	Dallara F312	Drivex School	<b>1:38.220</b>	160.5
8	16:09:37.924	19:37.924	18	Campos Racing	ESP	Marcos Siebert	ARG		Dallara F312	Campos Racing	<b>1:38.049</b>	160.8
10	16:12:48.922	22:48.922	4	RP Motorsport	ITA	Felipe Drugovich	BRA		Dallara F312	RP Motorsport	<b>1:38.006</b>	160.9
10	16:17:14.186	27:14.186	77	RP Motorsport	ITA	Guilherme Samaia	BRA		Dallara F312	RP Motorsport	<b>1:37.308</b>	162.0
12	16:22:41.010	32:41.010	10	RACE	ESP	Bent Viscaal	NLD	R	Dallara F312	Teo Martin Motorsport	<b>1:37.239</b>	162.1
14	16:23:58.751	33:58.751	4	RP Motorsport	ITA	Felipe Drugovich	BRA		Dallara F312	RP Motorsport	<b>1:36.751</b>	163.0



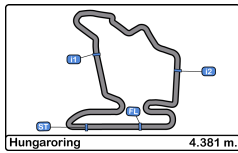


Hungaroring  
Euroformula Open  
Private test - 3  
Event Best Maximum Speed



<u>Nº</u>	<u>Entrant</u>	<u>Nat</u>	<u>Driver</u>	<u>Nat</u>	<u>Cat</u>	<u>Clas</u>	<u>Chassis</u>	<u>Team</u>	<u>Km/h</u>	<u>Session</u>
18	Campos Racing	ESP	Marcos Siebert	ARG			Dallara F312	Campos Racing	220.4	Private test - 1
15	Campos Racing	ESP	Yves Baltas	USA	R	1	Dallara F312	Campos Racing	219.0	Private test - 2
4	RP Motorsport	ITA	Felipe Drugovich	BRA			Dallara F312	RP Motorsport	218.1	Private test - 1
11	Campos Racing	ESP	Alex Karkosik	POL			Dallara F312	Campos Racing	216.8	Private test - 1
1	RP Motorsport	ITA	Leonard Hoogenboom	NLD	R	2	Dallara F312	RP Motorsport	216.8	Private test - 1
21	Fortec Motorsport	GBR	Calan Williams	AUS			Dallara F312	Fortec Motorsport	216.8	Private test - 1
10	RACE	ESP	Bent Viscaal	NLD	R	3	Dallara F312	Teo Martin Motorsport	216.8	Private test - 2
28	Carlin Motorsport	GBR	Cameron Das	USA			Dallara F312	Carlin Motorsport	216.0	Private test - 2
8	Drivex School	ESP	Lukas Dunner	AUT	R	4	Dallara F312	Drivex School	216.0	Private test - 2
12	Drivex School	ESP	Christian Hahn	BRA			Dallara F312	Drivex School	216.0	Private test - 2
19	Fortec Motorsport	GBR	Aldo Festante	ITA	R	5	Dallara F312	Fortec Motorsport	215.5	Private test - 1
77	RP Motorsport	ITA	Guilherme Samaia	BRA			Dallara F312	RP Motorsport	215.5	Private test - 1
34	Carlin Motorsport	GBR	Matheus Iorio	BRA			Dallara F312	Carlin Motorsport	215.1	Private test - 1





**Hungaroring**  
**Euroformula Open**  
**Private test - 3**  
**Pit Stop Analysis**



**1** Leonard Hoogenboom R RP Motorsport  
 Dallara F312

Nr.	In Day Time	In Time	Out Time	Pit Time	T. Pit Time	Handicap	Penalty
1	16:03:20.215	16:03:20.215	16:05:32.643	2:12.428	2:12.428		
2	16:13:56.923	16:13:56.923	16:19:38.842	5:41.919	7:54.347		
3	16:28:11.241	16:28:11.241	16:29:54.289	1:43.048	9:37.395		

**4** Felipe Drugovich RP Motorsport  
 Dallara F312

Nr.	In Day Time	In Time	Out Time	Pit Time	T. Pit Time	Handicap	Penalty
1	16:03:17.309	16:03:17.309	16:06:05.596	2:48.287	2:48.287		
2	16:14:29.535	16:14:29.535	16:19:00.957	4:31.422	7:19.709		
3	16:26:48.224	16:26:48.224	16:28:46.808	1:58.584	9:18.293		

**8** Lukas Dunner R Drivex School  
 Dallara F312

Nr.	In Day Time	In Time	Out Time	Pit Time	T. Pit Time	Handicap	Penalty
1	16:10:53.326	16:10:53.326	16:20:57.697	10:04.37	10:04.371		
				1			

**10** Bent Viscaal R Teo Martin Motorsport  
 Dallara F312

Nr.	In Day Time	In Time	Out Time	Pit Time	T. Pit Time	Handicap	Penalty
1	15:53:04.034	15:53:04.034	15:59:16.076	6:12.042	6:12.042		
2	16:12:57.365	16:12:57.365	16:17:44.601	4:47.236	10:59.278		
3	16:24:20.872	16:24:20.872	16:28:42.691	4:21.819	15:21.097		

**11** Alex Karkosik Campos Racing  
 Dallara F312

Nr.	In Day Time	In Time	Out Time	Pit Time	T. Pit Time	Handicap	Penalty
1	16:11:56.253	16:11:56.253	16:21:28.188	9:31.935	9:31.935		
2	16:29:58.446	16:29:58.446	16:31:40.158	1:41.712	11:13.647		

**12** Christian Hahn Drivex School  
 Dallara F312

Nr.	In Day Time	In Time	Out Time	Pit Time	T. Pit Time	Handicap	Penalty
1	16:06:47.051	16:06:47.051	16:12:41.172	5:54.121	5:54.121		
2	16:29:35.124	16:29:35.124	16:33:56.793	4:21.669	10:15.790		

**15** Yves Baltas R Campos Racing  
 Dallara F312

Nr.	In Day Time	In Time	Out Time	Pit Time	T. Pit Time	Handicap	Penalty
1	16:00:10.800	16:00:10.800	16:06:53.632	6:42.832	6:42.832		
2	16:18:36.198	16:18:36.198	16:27:37.723	9:01.525	15:44.357		

**18** Marcos Siebert Campos Racing  
 Dallara F312

Nr.	In Day Time	In Time	Out Time	Pit Time	T. Pit Time	Handicap	Penalty
1	15:59:02.326	15:59:02.326	16:02:55.845	3:53.519	3:53.519		
2	16:14:42.327	16:14:42.327	16:26:48.717	12:06.39	15:59.909		0

**19** Aldo Festante R Fortec Motorsport  
 Dallara F312

Nr.	In Day Time	In Time	Out Time	Pit Time	T. Pit Time	Handicap	Penalty
1	16:14:25.346	16:14:25.346	16:25:08.967	10:43.62	10:43.621		1

**21** Calan Williams Fortec Motorsport  
 Dallara F312

Nr.	In Day Time	In Time	Out Time	Pit Time	T. Pit Time	Handicap	Penalty
1	16:09:12.104	16:09:12.104	16:16:05.838	6:53.734	6:53.734		
2	16:27:53.846	16:27:53.846	16:32:20.817	4:26.971	11:20.705		

**28** Cameron Das Carlin Motorsport  
 Dallara F312

Nr.	In Day Time	In Time	Out Time	Pit Time	T. Pit Time	Handicap	Penalty
1	16:11:02.845	16:11:02.845	16:15:47.666	4:44.821	4:44.821		
2	16:25:49.719	16:25:49.719	16:29:48.407	3:58.688	8:43.509		
3	16:31:32.586	16:31:32.586	16:32:41.024	1:08.438	9:51.947		

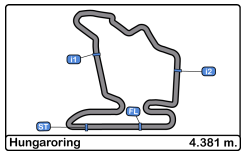
**34** Matheus Iorio Carlin Motorsport  
 Dallara F312

Nr.	In Day Time	In Time	Out Time	Pit Time	T. Pit Time	Handicap	Penalty
1	15:56:21.133	15:56:21.133	16:05:42.175	9:21.042	9:21.042		
2	16:17:25.168	16:17:25.168	16:22:16.257	4:51.089	14:12.131		
3	16:30:50.660	16:30:50.660	16:33:50.565	2:59.905	17:12.036		

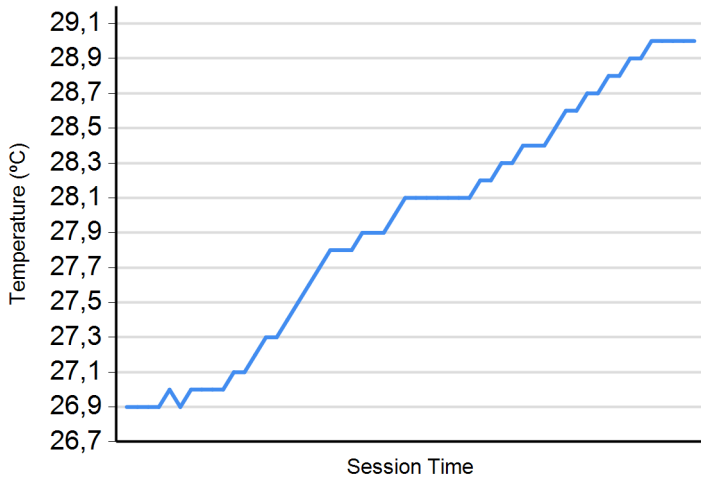
**77** Guilherme Samaia RP Motorsport  
 Dallara F312

Nr.	In Day Time	In Time	Out Time	Pit Time	T. Pit Time	Handicap	Penalty
1	16:05:11.172	16:05:11.172	16:12:09.370	6:58.198	6:58.198		
2	16:18:59.665	16:18:59.665	16:29:10.226	10:10.56	17:08.759		1

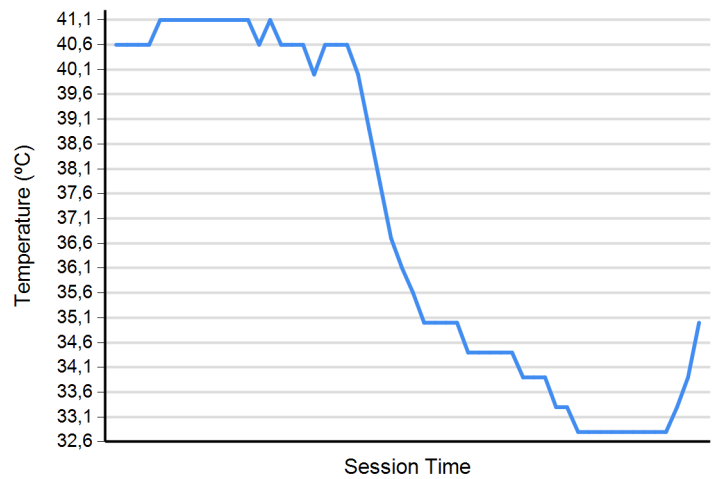




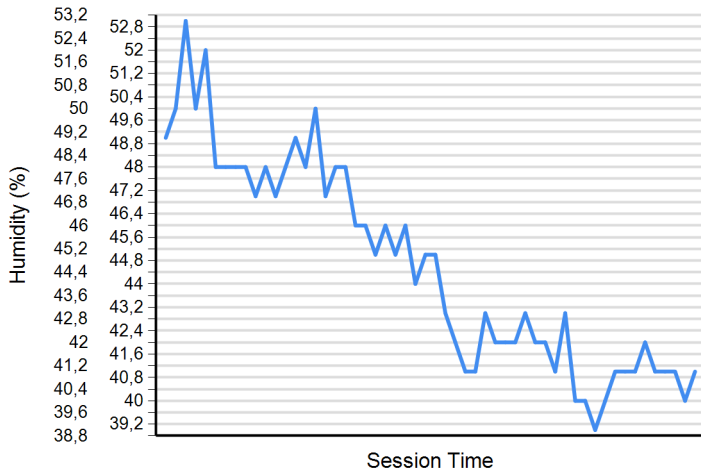
**Air Temperature**



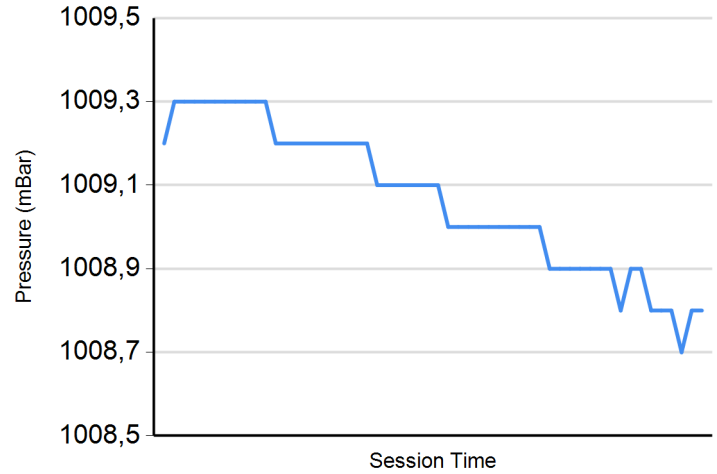
**Track Temperature**



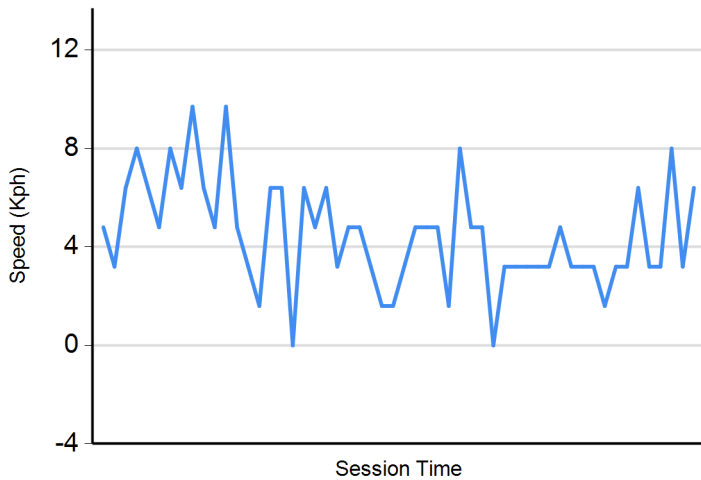
**Humidity**



**Pressure**

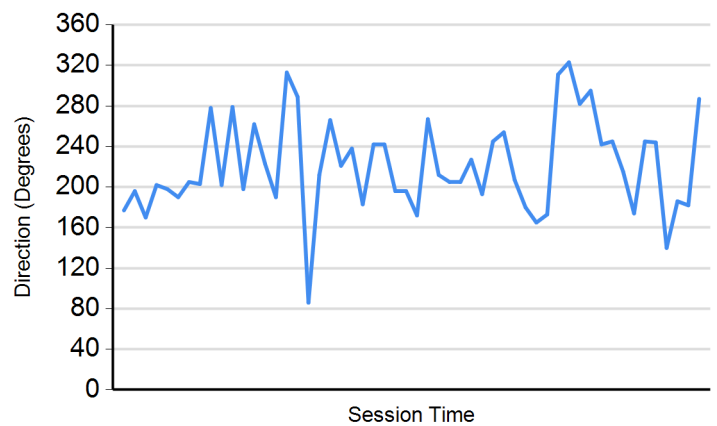


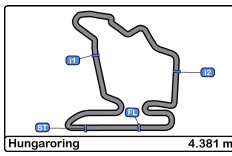
**Wind Speed**



**Wind direction**

North = 0°/360° Est = 90° South = 180° West = 270°





**Hungaroring**  
**Euroformula Open**  
**Private test - 3**  
**Results**



Cls	Nº	Entrant	Nat	Driver	Nat	Cat	Cls	Chassis	Team	Laps	Private test - 1	Private test - 2	Private test - 3	Best	Gap	Interval	Km/h			
1	4	RP Motorsport	ITA	Felipe Drugovich	BRA			Dallara F312	RP Motorsport	62	1:37.010	36	1:58.499	2	<b>1:36.751</b>	14	<b>1:36.751</b>	163.0		
2	34	Carlin Motorsport	GBR	Matheus Iorio	BRA			Dallara F312	Carlin Motorsp	68	1:37.514	24	<b>1:36.808</b>	5	1:37.256	11	<b>1:36.808</b>	0.057	0.057	162.9
3	10	RACE	ESP	Bent Viscaal	NLD	R	1	Dallara F312	Teo Martin Mo	83	1:37.214	39	1:38.013	4	<b>1:36.993</b>	15	<b>1:36.993</b>	0.242	0.185	162.6
4	8	Drivex School	ESP	Lukas Dunner	AUT	R	2	Dallara F312	Drivex School	84	1:37.279	55	<b>1:37.094</b>	4	1:37.419	12	<b>1:37.094</b>	0.343	0.101	162.4
5	28	Carlin Motorsport	GBR	Cameron Das	USA			Dallara F312	Carlin Motorsp	69	<b>1:37.142</b>	20	1:37.546	5	1:37.378	19	<b>1:37.142</b>	0.391	0.048	162.3
6	18	Campos Racing	ESP	Marcos Siebert	ARG			Dallara F312	Campos Racin	71	<b>1:37.284</b>	22	1:38.072	5	1:37.306	14	<b>1:37.284</b>	0.533	0.142	162.1
7	77	RP Motorsport	ITA	Guilherme Samaia	BRA			Dallara F312	RP Motorsport	61	1:37.791	38	1:49.980	3	<b>1:37.308</b>	10	<b>1:37.308</b>	0.557	0.024	162.0
8	12	Drivex School	ESP	Christian Hahn	BRA			Dallara F312	Drivex School	70	1:37.713	30	<b>1:37.360</b>	5	1:37.439	20	<b>1:37.360</b>	0.609	0.052	161.9
9	11	Campos Racing	ESP	Alex Karkosik	POL			Dallara F312	Campos Racin	72	<b>1:37.511</b>	33	1:43.608	3	1:37.762	22	<b>1:37.511</b>	0.760	0.151	161.7
10	1	RP Motorsport	ITA	Leonard Hoogenboom	NLD	R	3	Dallara F312	RP Motorsport	70	1:38.174	41	2:02.878	2	<b>1:37.671</b>	19	<b>1:37.671</b>	0.920	0.160	161.4
11	21	Fortec Motorsport	GBR	Calan Williams	AUS			Dallara F312	Fortec Motors	81	1:38.355	46	1:38.374	4	<b>1:38.101</b>	21	<b>1:38.101</b>	1.350	0.430	160.7
12	15	Campos Racing	ESP	Yves Baltas	USA	R	4	Dallara F312	Campos Racin	34	1:39.535	5	<b>1:38.159</b>	6	1:38.389	9	<b>1:38.159</b>	1.408	0.058	160.6
13	19	Fortec Motorsport	GBR	Aldo Festante	ITA	R	5	Dallara F312	Fortec Motors	72	<b>1:38.241</b>	40	1:38.961	3	1:38.684	15	<b>1:38.241</b>	1.490	0.082	160.5

Published at:.....

<b>Stewards:</b>	<b>Race Director:</b>	<b>Timekeeper:</b>

