

Autodromo Nazionale Monza
Euroformula Open
Free Practice - 2
Provisional Results




Clas	Nº	Entrant	Nat	Driver	Nat	Cat	Clas	Chassis	Team	Laps	Best	Time	Gap	Interval	Km/h
1	4	RP Motorsport	ITA	Felipe Drugovich	BRA			Dallara F312	RP Motorsport	15	14	1:46.559			195.7
2	8	Drivex School	ESP	Lukas Dunner	AUT	R	1	Dallara F312	Drivex School	16	11	1:46.952	0.393	0.393	194.9
3	10	RACE	ESP	Bent Viscaal	NLD	R	2	Dallara F312	Teo Martin Motorsport	17	11	1:47.172	0.613	0.220	194.5
4	11	Campos Racing	ESP	Alex Karkosik	POL			Dallara F312	Campos Racing	18	10	1:47.508	0.949	0.336	193.9
5	28	Carlin Motorsport	GBR	Cameron Das	USA			Dallara F312	Carlin Motorsport	18	18	1:47.564	1.005	0.056	193.8
6	51	RACE	ESP	Aldo Festante	ITA	R	3	Dallara F312	Teo Martin Motorsport	16	15	1:47.576	1.017	0.012	193.8
7	77	RP Motorsport	ITA	Guilherme Samaia	BRA			Dallara F312	RP Motorsport	16	15	1:47.625	1.066	0.049	193.7
8	3	RP Motorsport	ITA	Leonardo Lorandi	ITA	R	4	Dallara F312	RP Motorsport	12	11	1:47.635	1.076	0.010	193.7
9	18	Campos Racing	ESP	Marcos Siebert	ARG			Dallara F312	Campos Racing	19	11	1:47.683	1.124	0.048	193.6
10	12	Drivex School	ESP	Christian Hahn	BRA			Dallara F312	Drivex School	15	14	1:47.720	1.161	0.037	193.6
11	34	Carlin Motorsport	GBR	Matheus Iorio	BRA			Dallara F312	Carlin Motorsport	14	13	1:47.851	1.292	0.131	193.3
12	1	RP Motorsport	ITA	Kaylen Frederick	USA	R	5	Dallara F312	RP Motorsport	15	14	1:48.122	1.563	0.271	192.8
13	21	Fortec Motorsport	GBR	Calan Williams	AUS			Dallara F312	Fortec Motorsport	20	16	1:48.290	1.731	0.168	192.5
14	5	Carlin Motorsport	GBR	Dev Gore	USA	R	6	Dallara F312	Carlin Motorsport	17	12	1:48.401	1.842	0.111	192.3

Published at:.....

Track Temp: 40.6 °C Air Temp: 28.9 °C Humidity: 46 % Track Status: DRY

Stewards:	Race Director:	Timekeeper: 
-----------	----------------	---





Autodromo Nazionale Monza
Euroformula Open
Free Practice - 2
Provisional Results by Class



Clas	Nº	Entrant	Nat	Driver	Nat	Cat	Clas	Chassis	Team	Laps	Best	Time	Gap	Interval	Km/h
1	4	RP Motorsport	ITA	Felipe Drugovich	BRA			Dallara F312	RP Motorsport	15	14	1:46.559			195.7
2	11	Campos Racing	ESP	Alex Karkosik	POL			Dallara F312	Campos Racing	18	10	1:47.508	0.949	0.949	193.9
3	28	Carlin Motorsport	GBR	Cameron Das	USA			Dallara F312	Carlin Motorsport	18	18	1:47.564	1.005	0.056	193.8
4	77	RP Motorsport	ITA	Guilherme Samaia	BRA			Dallara F312	RP Motorsport	16	15	1:47.625	1.066	0.061	193.7
5	18	Campos Racing	ESP	Marcos Siebert	ARG			Dallara F312	Campos Racing	19	11	1:47.683	1.124	0.058	193.6
6	12	Drivex School	ESP	Christian Hahn	BRA			Dallara F312	Drivex School	15	14	1:47.720	1.161	0.037	193.6
7	34	Carlin Motorsport	GBR	Matheus Iorio	BRA			Dallara F312	Carlin Motorsport	14	13	1:47.851	1.292	0.131	193.3
8	21	Fortec Motorsport	GBR	Calan Williams	AUS			Dallara F312	Fortec Motorsport	20	16	1:48.290	1.731	0.439	192.5
Rookie															
1	8	Drivex School	ESP	Lukas Dunner	AUT	R	1	Dallara F312	Drivex School	16	11	1:46.952			194.9
2	10	RACE	ESP	Bent Viscaal	NLD	R	2	Dallara F312	Teo Martin Motorsport	17	11	1:47.172	0.220	0.220	194.5
3	51	RACE	ESP	Aldo Festante	ITA	R	3	Dallara F312	Teo Martin Motorsport	16	15	1:47.576	0.624	0.404	193.8
4	3	RP Motorsport	ITA	Leonardo Lorandi	ITA	R	4	Dallara F312	RP Motorsport	12	11	1:47.635	0.683	0.059	193.7
5	1	RP Motorsport	ITA	Kaylen Frederick	USA	R	5	Dallara F312	RP Motorsport	15	14	1:48.122	1.170	0.487	192.8
6	5	Carlin Motorsport	GBR	Dev Gore	USA	R	6	Dallara F312	Carlin Motorsport	17	12	1:48.401	1.449	0.279	192.3

Published at:.....

Track Temp: 40.6 °C Air Temp: 28.9 °C Humidity: 46 % Track Status: DRY

Stewards:	Race Director:	Timekeeper: 
-----------	----------------	---





Autodromo Nazionale Monza
Euroformula Open
Free Practice - 2
Lap Analysis



1 Kaylen Frederick R Dallara F312 **5** Dev Gore R Dallara F312
 RP Motorsport Carlin Motorsport

Lap	D	Time	Sector 1	Sector 2	Sector 3	T. Spd	Elapsed	Lap	D	Time	Sector 1	Sector 2	Sector 3	T. Spd	Elapsed
1		13:58:21.092 P	13:56:50.617	40.724	49.751	159.0	13:58:21.092	1		13:58:36.821	13:57:19.166	38.711	38.944	181.2	13:58:36.821
2		5:51.095 P	4:18.980	44.051	48.064	192.1	14:04:12.187	2		1:50.578	36.204	37.273	37.101	242.6	14:00:27.399
3		2:33.789 P	1:11.996	37.016	44.777	199.2	14:06:45.976	3		1:49.898	35.886	36.977	37.035	246.5	14:02:17.297
4		2:22.425	1:09.054	36.524	36.847	197.4	14:09:08.401	4		1:49.628	36.114	36.699	36.815	245.4	14:04:06.925
5		1:48.820	36.130	36.220	36.470	245.4	14:10:57.221	5		1:49.354	36.061	36.522	36.771	247.1	14:05:56.279
6		1:48.648	35.953	36.185	36.510	246.5	14:12:45.869	6		1:49.140	35.864	36.491	36.785	250.5	14:07:45.419
7		1:48.709	35.864	36.303	36.542	247.7	14:14:34.578	7		1:56.026 P	36.042	36.865	43.119	246.5	14:09:41.445
8		1:57.716 P	36.540	36.368	44.808	248.2	14:16:32.294	8		4:12.790	2:56.414	38.583	37.793	199.2	14:13:54.235
9		2:19.484	1:03.555	38.878	37.051	203.0	14:18:51.778	9		1:52.068	36.234	38.201	37.633	242.6	14:15:46.303
10		1:48.389	35.626	36.118	36.645	254.7	14:20:40.167	10		1:50.470	36.026	37.724	36.720	247.7	14:17:36.773
11		1:48.380	35.531	36.088	36.761	252.3	14:22:28.547	11		1:48.535	35.557	36.449	36.529	254.7	14:19:25.308
12		2:17.800	44.744	48.181	44.875	177.9	14:24:46.347	12		1:48.401	35.485	36.357	36.559	256.5	14:21:13.709
13		1:52.616	35.703	36.108	40.805	252.3	14:26:38.963	13		1:55.037 P	36.195	36.467	42.375	254.7	14:23:08.746
14		1:48.122	35.639	36.167	36.316	258.9	14:28:27.085	14		3:59.314	2:44.303	37.608	37.403	166.4	14:27:08.060
15		1:57.127 P	35.453	36.015	45.659	259.6	14:30:24.212	15		1:49.039	35.876	36.357	36.806	246.5	14:28:57.099

3 Leonardo Lorandi R Dallara F312 **8** Lukas Dunner R Dallara F312
 RP Motorsport Drivex School

Lap	D	Time	Sector 1	Sector 2	Sector 3	T. Spd	Elapsed	Lap	D	Time	Sector 1	Sector 2	Sector 3	T. Spd	Elapsed
1		13:58:16.321 P	13:56:25.325	51.276	59.720	133.4	13:58:16.321	1		13:58:10.887 P	13:56:37.894	42.493	50.500	145.5	13:58:10.887
2		3:32.838	2:03.009	45.860	43.969	166.6	14:01:49.159	2		2:56.010 P	1:29.093	38.960	47.957	187.5	14:01:06.897
3		1:58.164	37.013	41.613	39.538	233.2	14:03:47.323	3		2:31.204	1:08.240	43.783	39.181	176.1	14:03:38.101
4		2:06.836	46.231	40.757	39.848	156.0	14:05:54.159	4		1:53.164	37.088	37.661	38.415	221.7	14:05:31.265
5		1:58.583 P	36.654	36.623	45.306	242.1	14:07:52.742	5		1:57.524	40.181	38.990	38.353	166.9	14:07:28.789
6		12:04.916	10:48.026	39.280	37.610	154.2	14:19:57.658	6		1:49.471	36.493	36.449	36.529	241.6	14:09:18.260
7		2:05.967	36.161	36.987	52.819	247.7	14:22:03.625	7		1:55.047 P	36.111	36.360	42.576	244.3	14:11:13.307
8		2:54.192	37.822	52.990	1:23.380	252.3	14:24:57.817	8		6:04.575	4:47.951	38.367	38.257	196.0	14:17:17.882
9		1:50.270	35.770	37.566	36.934	253.5	14:26:48.087	9		2:08.870	40.744	47.687	40.439	180.6	14:19:26.752
10		1:47.945	35.620	35.957	36.368	252.3	14:28:36.032	10		1:47.336	35.630	35.865	35.841	250.0	14:21:14.088
11		1:47.635	35.523	35.758	36.354	251.7	14:30:23.667	11		1:46.952	35.377	35.728	35.847	262.1	14:23:01.040
12		2:07.169 P	36.243	38.846	52.080	252.9	14:32:30.836	12		1:47.044	35.404	35.702	35.938	255.9	14:24:48.084

4 Felipe Drugovich R Dallara F312 **16** Eni Circuit

Lap	D	Time	Sector 1	Sector 2	Sector 3	T. Spd	Elapsed
1		13:58:35.822 P	13:57:08.583	40.824	46.415	169.8	13:58:35.822
2		2:47.742	1:33.800	37.049	36.893	153.1	14:01:23.564
3		1:48.588	35.934	36.190	36.464	246.0	14:03:12.152
4		1:47.674	35.710	35.697	36.267	249.4	14:04:59.826
5		1:47.594	35.716	35.725	36.153	250.0	14:06:47.420
6		1:47.275	35.603	35.635	36.037	251.1	14:08:34.695
7		1:47.128	35.417	35.704	36.007	253.5	14:10:21.823
8		1:53.871 P	35.450	35.788	42.633	252.3	14:12:15.694
9		7:38.976	6:22.635	38.526	37.815	147.1	14:19:54.670
10		2:11.519 P	36.194	36.730	58.595	242.6	14:22:06.189
11		2:46.436	1:19.856	45.113	41.467	181.2	14:24:52.625
12		1:47.684	35.743	35.799	36.142	253.5	14:26:40.309
13		1:47.922	35.239	35.990	36.693	257.1	14:28:28.231
14		1:46.559	35.245	35.727	35.587	259.6	14:30:14.790
15		2:09.319 P	35.210	36.685	57.424	253.5	14:32:24.109





Autodromo Nazionale Monza
Euroformula Open
Free Practice - 2
Lap Analysis



10

Bent Viscaal

R

Dallara F312

12

Christian Hahn

Dallara F312

Teo Martin Motorsport

Drivex School

Lap	D	Time	Sector 1	Sector 2	Sector 3	T. Spd	Elapsed	Lap	D	Time	Sector 1	Sector 2	Sector 3	T. Spd	Elapsed
1		13:58:17.543	13:56:59.045	39.939	38.559	190.4	13:58:17.543	1		14:01:11.208 P	13:59:45.042	39.588	46.578	194.2	14:01:11.208
2		2:08.941	40.282	44.770	43.889	244.8	14:00:26.484	2		2:41.754 P	1:18.183	37.893	45.678	164.6	14:03:52.962
3		1:55.328	42.130	36.812	36.386	179.1	14:02:21.812	3		2:40.241 P	1:14.731	37.848	47.662	182.1	14:06:33.203
4		1:53.369	35.576	40.963	36.830	252.9	14:04:15.181	4		4:38.618	3:23.902	37.399	37.317	156.9	14:11:11.821
5		1:47.803	35.459	36.014	36.330	254.1	14:06:02.984	5		1:52.771	36.695	37.194	38.882	236.3	14:13:04.592
6		1:48.067	35.703	36.004	36.360	249.4	14:07:51.051	6		1:49.006	36.220	36.315	36.471	242.1	14:14:53.598
7		1:55.335 P	35.749	36.407	43.179	248.8	14:09:46.386	7		1:48.738	36.306	36.067	36.365	242.6	14:16:42.336
8		5:56.051	4:30.353	45.034	40.664	163.3	14:15:42.437	8		1:48.074	35.990	35.830	36.254	243.2	14:18:30.410
9		1:51.147	38.418	36.216	36.513	213.0	14:17:33.584	9		1:48.093	35.996	35.889	36.208	243.2	14:20:18.503
10		1:47.415	35.507	35.837	36.071	250.5	14:19:20.999	10		2:47.000	45.581	47.778	1:13.641	158.1	14:23:05.503
11		1:47.172	35.298	35.789	36.085	252.9	14:21:08.171	11		1:47.928	36.019	35.726	36.183	246.0	14:24:53.431
12		1:49.823	36.560	36.528	36.735	254.7	14:22:57.994	12		1:49.271	36.038	36.070	37.163	255.3	14:26:42.702
13		1:51.911	35.451	38.849	37.611	252.3	14:24:49.905	13		1:47.954	35.791	35.959	36.204	250.0	14:28:30.656
14		1:47.219	35.369	35.922	35.928	254.1	14:26:37.124	14		1:47.720	35.742	35.904	36.074	249.4	14:30:18.376
15		1:47.358	35.220	35.862	36.276	259.6	14:28:24.482	15		2:32.315 P	45.022	47.715	59.578	189.4	14:32:50.691
16		1:47.369	35.290	35.933	36.146	260.2	14:30:11.851	18 Marcos Siebert Dallara F312							
17		1:57.329 P	35.298	37.133	44.898	255.3	14:32:09.180	Campos Racing							

11

Alex Karkosik

Dallara F312

Campos Racing

Lap	D	Time	Sector 1	Sector 2	Sector 3	T. Spd	Elapsed	Lap	D	Time	Sector 1	Sector 2	Sector 3	T. Spd	Elapsed
1		13:58:48.071 P	13:57:18.065	38.682	51.324	174.7	13:58:48.071	1		13:58:52.389 P	13:57:23.577	38.885	49.927	178.2	13:58:52.389
2		2:27.195	1:12.931	37.433	36.831	196.0	14:01:15.266	2		2:23.826	1:10.489	36.717	36.620	196.7	14:01:16.215
3		1:48.862	36.052	36.232	36.578	243.2	14:03:04.128	3		1:48.337	35.709	36.259	36.369	252.3	14:03:04.552
4		1:49.325	36.198	36.238	36.889	246.0	14:04:53.453	4		1:48.069	35.486	36.007	36.576	257.1	14:04:52.621
5		1:47.977	35.596	36.173	36.208	253.5	14:06:41.430	5		1:48.260	36.019	35.956	36.285	248.8	14:06:40.881
6		1:48.467	35.381	36.383	36.703	255.9	14:08:29.897	6		1:49.331	35.751	36.832	36.748	247.1	14:08:30.212
7		1:48.588	36.191	36.034	36.363	239.4	14:10:18.485	7		1:47.966	35.581	35.923	36.462	251.7	14:10:18.178
8		1:47.964	35.406	36.047	36.511	251.7	14:12:06.449	8		1:48.532	36.013	36.219	36.300	244.8	14:12:06.710
9		1:48.585	36.014	36.329	36.242	233.2	14:13:55.034	9		1:48.748	35.642	36.647	36.459	251.1	14:13:55.458
10		1:47.508	35.439	35.856	36.213	255.3	14:15:42.542	10		1:48.100	35.547	36.358	36.195	258.9	14:15:43.558
11		1:47.971	35.586	35.939	36.446	246.5	14:17:30.513	11		1:47.683	35.528	35.906	36.249	252.9	14:17:31.241
12		1:48.277	35.772	36.072	36.433	246.5	14:19:18.790	12		1:47.782	35.448	36.073	36.261	256.5	14:19:19.023
13		1:48.482	35.932	36.174	36.376	240.5	14:21:07.272	13		1:47.791	35.433	35.972	36.386	252.3	14:21:06.814
14		1:48.805	35.724	36.702	36.379	257.1	14:22:56.077	14		1:48.952	36.202	36.368	36.382	248.2	14:22:55.766
15		1:49.033	35.528	36.985	36.520	254.7	14:24:45.110	15		1:48.470	35.838	36.356	36.276	248.8	14:24:44.236
16		1:47.811	35.601	36.033	36.177	253.5	14:26:32.921	16		1:48.113	35.768	36.000	36.345	246.5	14:26:32.349
17		1:48.064	35.462	36.348	36.254	254.1	14:28:20.985	17		1:48.196	35.767	36.152	36.277	245.4	14:28:20.545
18		1:58.110 P	36.156	35.927	46.027	215.1	14:30:19.095	18		1:48.008	35.778	35.853	36.377	246.0	14:30:08.553
								19		1:57.073 P	35.704	35.918	45.451	245.4	14:32:05.626





Autodromo Nazionale Monza
Euroformula Open
Free Practice - 2
Lap Analysis



21

Calan Williams

Dallara F312

Fortec Motorsport

Lap	D	Time	Sector 1	Sector 2	Sector 3	T. Spd	Elapsed
1		13:57:29.249 P	13:55:58.455	39.051	51.743	169.8	13:57:29.249
2		2:23.592	1:06.665	39.558	37.369	196.3	13:59:52.841
3		1:49.641	36.230	36.510	36.901	242.6	14:01:42.482
4		1:49.379	35.992	36.608	36.779	246.0	14:03:31.861
5		1:48.754	35.821	36.272	36.661	247.7	14:05:20.615
6		1:48.826	35.927	36.257	36.642	246.5	14:07:09.441
7		1:48.972	35.947	36.180	36.845	246.5	14:08:58.413
8		1:48.836	35.968	36.256	36.612	246.5	14:10:47.249
9		1:48.911	35.912	36.296	36.703	246.5	14:12:36.160
10		1:48.720	35.834	36.231	36.655	246.5	14:14:24.880
11		1:48.540	35.766	36.080	36.694	247.1	14:16:13.420
12		1:48.592	35.707	36.277	36.608	247.7	14:18:02.012
13		1:48.535	35.752	36.179	36.604	247.7	14:19:50.547
14		1:48.448	35.777	36.106	36.565	250.0	14:21:38.995
15		1:48.589	35.952	36.187	36.450	249.4	14:23:27.584
16		1:48.290	35.693	36.065	36.532	248.2	14:25:15.874
17		1:48.625	35.772	36.175	36.678	249.4	14:27:04.499
18		1:48.680	35.828	36.334	36.518	248.2	14:28:53.179
19		1:48.601	35.891	36.145	36.565	247.7	14:30:41.780
20		1:57.861 P	36.314	37.361	44.186	248.2	14:32:39.641

28

Cameron Das

Dallara F312

Carlin Motorsport

Lap	D	Time	Sector 1	Sector 2	Sector 3	T. Spd	Elapsed
1		13:58:31.026	13:57:11.206	40.145	39.675	197.0	13:58:31.026
2		1:59.871	36.412	36.960	46.499	243.2	14:00:30.897
3		1:48.668	35.842	36.263	36.563	251.7	14:02:19.565
4		1:58.150 P	35.750	40.386	42.014	260.8	14:04:17.715
5		2:22.086	1:02.828	41.713	37.545	202.2	14:06:39.801
6		1:52.095	38.858	36.575	36.662	227.8	14:08:31.896
7		1:51.034	35.821	36.126	39.087	252.3	14:10:22.930
8		1:48.121	35.653	36.017	36.451	255.3	14:12:11.051
9		1:48.315	35.773	36.112	36.430	249.4	14:13:59.366
10		1:48.189	35.720	36.132	36.337	251.1	14:15:47.555
11		1:47.933	35.434	36.128	36.371	257.1	14:17:35.488
12		1:48.420	35.530	36.070	36.820	255.3	14:19:23.908
13		1:47.811	35.491	35.990	36.330	254.7	14:21:11.719
14		1:48.170	35.443	35.996	36.731	254.7	14:22:59.889
15		1:48.001	35.410	36.147	36.444	259.6	14:24:47.890
16		1:47.834	35.319	36.021	36.494	260.2	14:26:35.724
17		1:48.210	35.595	36.015	36.600	252.3	14:28:23.934
18		1:47.564	35.465	35.835	36.264	254.1	14:30:11.498
19			35.661	36.638		254.1	

34

Matheus Iorio

Dallara F312

Carlin Motorsport

Lap	D	Time	Sector 1	Sector 2	Sector 3	T. Spd	Elapsed
1		14:00:10.548	13:58:18.837	1:04.973	46.738		14:00:10.548
2		2:17.254	39.259	57.426	40.569	229.2	14:02:27.802
3		2:16.961 P	38.997	40.934	57.030	169.2	14:04:44.763
4		8:22.780	7:02.086	41.785	38.909	123.1	14:13:07.543
5		1:53.420	37.054	38.543	37.823	242.6	14:15:00.963
6		1:57.309	39.296	40.206	37.807	178.5	14:16:58.272
7		1:52.548	37.529	37.969	37.050	203.7	14:18:50.820
8		1:48.926	36.032	36.211	36.683	246.5	14:20:39.746
9		1:49.824	37.037	36.146	36.641	236.8	14:22:29.570
10		1:48.067	35.687	35.964	36.416	251.7	14:24:17.637
11		1:54.741 P	35.782	35.988	42.971	247.1	14:26:12.378
12		2:09.787	57.416	35.952	36.419	186.8	14:28:22.165
13		1:47.851	35.527	36.042	36.282	252.3	14:30:10.016
14		2:04.872 P	35.704	35.950	53.218	252.3	14:32:14.888

51

Aldo Festante

R

Dallara F312

Teo Martin Motorsport

Lap	D	Time	Sector 1	Sector 2	Sector 3	T. Spd	Elapsed
1		13:58:11.960	13:56:52.834	39.559	39.567	193.5	13:58:11.960
2		2:17.172	42.464	47.220	47.488	238.9	14:00:29.132
3		1:49.995	36.218	36.765	37.012	246.0	14:02:19.127
4		1:57.896	36.650	40.709	40.537	248.8	14:04:17.023
5		1:52.238	35.976	37.144	39.118	251.7	14:06:09.261
6		1:48.893	35.939	36.232	36.722	252.9	14:07:58.154
7		1:56.137 P	35.967	36.521	43.649	251.1	14:09:54.291
8		3:57.081 P	2:35.861	36.752	44.468	196.3	14:13:51.372
9		5:15.668	3:59.629	37.945	38.094	196.7	14:19:07.040
10		2:02.882	36.273	42.764	43.845	244.8	14:21:09.922
11		1:49.078	36.052	36.566	36.460	248.8	14:22:59.000
12		1:48.502	35.634	36.261	36.607	257.7	14:24:47.502
13		1:50.761	36.743	36.390	37.628	224.5	14:26:38.263
14		1:48.125	35.662	36.100	36.363	257.1	14:28:26.388
15		1:47.576	35.511	35.931	36.134	255.9	14:30:13.964
16		2:04.699 P	35.571	36.894	52.234	255.9	14:32:18.663

77


Guilherme Samaia

Dallara F312

RP Motorsport

Lap	D	Time	Sector 1	Sector 2	Sector 3	T. Spd	Elapsed
1		13:58:18.997	13:57:01.768	38.780	38.449	174.1	13:58:18.997
2		1:49.566	36.001	36.658	36.907	248.2	14:00:08.563
3		2:14.381	42.364	43.648	48.369	243.7	14:02:22.944
4		1:50.581	35.581	38.161	36.839	254.1	14:04:13.525
5		1:54.553	35.746	42.014	36.793	249.4	14:06:08.078
6		1:48.475	35.753	36.056	36.666	248.2	14:07:56.553
7		1:52.146	38.284	36.769	37.093	248.8	14:09:48.699
8		1:48.489	35.774	36.120	36.595	246.5	14:11:37.188
9		2:01.398 P	38.357	37.415	45.626	247.7	14:13:38.586
10		6:17.369	5:01.382	38.528	37.459	151.2	14:19:55.955
11		2:06.741	36.080	36.827	53.834	238.4	14:22:02.696
12		2:53.888	39.970	58.384	1:15.534	242.6	14:24:56.584
13		1:49.498	36.293	36.236	36.969	250.5	14:26:46.082
14		1:47.729	35.648	35.935	36.146	251.1	14:28:33.811
15		1:47.625	35.586	35.977	36.062	251.7	14:30:21.436
16		2:06.028 P	36.251	39.018	50.759	252.3	14:32:27.464






Autodromo Nazionale Monza
Euroformula Open
Free Practice - 2
Best Sectors Results



Sector - 1				Sector - 2				Sector - 3				Ideal Lap vs Best Lap				
Clas	Nº	Driver	Time	Nº	Driver	Time	Nº	Driver	Time	Clas	Nº	Driver	Ideal Lap	Best Lap	Clas	
1	4	Felipe Drugovich	35.210	4	Felipe Drugovich	35.635	4	Felipe Drugovich	35.587	1	4	Felipe Drugovich	1:46.432	1:46.559	1	
2	10	Bent Viscaal	35.220	8	Lukas Dunner	35.702	8	Lukas Dunner	35.841	2	8	Lukas Dunner	1:46.920	1:46.952	2	
3	28	Cameron Das	35.319	12	Christian Hahn	35.726	10	Bent Viscaal	35.928	3	10	Bent Viscaal	1:46.937	1:47.172	3	
4	8	Lukas Dunner	35.377	3	Leonardo Lorandi	35.758	77	Guilherme Samaia	36.062	4	11	Alex Karkosik	1:47.414	1:47.508	4	
5	11	Alex Karkosik	35.381	10	Bent Viscaal	35.789	12	Christian Hahn	36.074	5	28	Cameron Das	1:47.418	1:47.564	5	
6	18	Marcos Siebert	35.433	28	Cameron Das	35.835	51	Aldo Festante	36.134	6	18	Marcos Siebert	1:47.481	1:47.683	9	
7	1	Kaylen Frederick	35.453	18	Marcos Siebert	35.853	11	Alex Karkosik	36.177	7	12	Christian Hahn	1:47.542	1:47.720	10	
8	5	Dev Gore	35.485	11	Alex Karkosik	35.856	18	Marcos Siebert	36.195	8	51	Aldo Festante	1:47.576	1:47.576	6	
9	51	Aldo Festante	35.511	51	Aldo Festante	35.931	28	Cameron Das	36.264	9	77	Guilherme Samaia	1:47.578	1:47.625	7	
10	3	Leonardo Lorandi	35.523	77	Guilherme Samaia	35.935	34	Matheus Iorio	36.282	10	3	Leonardo Lorandi	1:47.635	1:47.635	8	
11	34	Matheus Iorio	35.527	34	Matheus Iorio	35.950	1	Kaylen Frederick	36.316	11	34	Matheus Iorio	1:47.759	1:47.851	11	
12	77	Guilherme Samaia	35.581	1	Kaylen Frederick	36.015	3	Leonardo Lorandi	36.354	12	1	Kaylen Frederick	1:47.784	1:48.122	12	
13	21	Calan Williams	35.693	21	Calan Williams	36.065	21	Calan Williams	36.450	13	5	Dev Gore	1:48.086	1:48.401	14	
14	12	Christian Hahn	35.742	5	Dev Gore	36.072	5	Dev Gore	36.529	14	21	Calan Williams	1:48.208	1:48.290	13	






Autodromo Nazionale Monza
Euroformula Open
Free Practice - 2
Best 5 Lap Times



Cls	Nº	Entrant	Nat	Driver	Nat	Cat	Cls	Chassis	Team	Best 1		Best 2		Best 3		Best 4		Best 5	
										Time	Lap	Time	Lap	Time	Lap	Time	Lap	Time	Lap
1	4	RP Motorsport	ITA	Felipe Drugovich	BRA			Dallara F312	RP Motorsport	1:46.559	14	1:47.128	7	1:47.275	6	1:47.594	5	1:47.674	4
2	8	Drivex School	ESP	Lukas Dunner	AUT	R	1	Dallara F312	Drivex School	1:46.952	11	1:47.044	12	1:47.205	15	1:47.336	10	1:48.230	13
3	10	RACE	ESP	Bent Viscaal	NLD	R	2	Dallara F312	Teo Martin Motorsport	1:47.172	11	1:47.219	14	1:47.358	15	1:47.369	16	1:47.415	10
4	11	Campos Racing	ESP	Alex Karkosik	POL			Dallara F312	Campos Racing	1:47.508	10	1:47.811	16	1:47.964	8	1:47.971	11	1:47.977	5
5	28	Carlin Motorsport	GBR	Cameron Das	USA			Dallara F312	Carlin Motorsport	1:47.564	18	1:47.811	13	1:47.834	16	1:47.933	11	1:48.001	15
6	51	RACE	ESP	Aldo Festante	ITA	R	3	Dallara F312	Teo Martin Motorsport	1:47.576	15	1:48.125	14	1:48.502	12	1:48.893	6	1:49.078	11
7	77	RP Motorsport	ITA	Guilherme Samaia	BRA			Dallara F312	RP Motorsport	1:47.625	15	1:47.729	14	1:48.475	6	1:48.489	8	1:49.498	13
8	3	RP Motorsport	ITA	Leonardo Lorandi	ITA	R	4	Dallara F312	RP Motorsport	1:47.635	11	1:47.945	10	1:50.270	9	1:58.164	3	1:58.583	5
9	18	Campos Racing	ESP	Marcos Siebert	ARG			Dallara F312	Campos Racing	1:47.683	11	1:47.782	12	1:47.791	13	1:47.966	7	1:48.008	18
10	12	Drivex School	ESP	Christian Hahn	BRA			Dallara F312	Drivex School	1:47.720	14	1:47.928	11	1:47.954	13	1:48.074	8	1:48.093	9
11	34	Carlin Motorsport	GBR	Matheus Iorio	BRA			Dallara F312	Carlin Motorsport	1:47.851	13	1:48.067	10	1:48.926	8	1:49.824	9	1:52.548	7
12	1	RP Motorsport	ITA	Kaylen Frederick	USA	R	5	Dallara F312	RP Motorsport	1:48.122	14	1:48.380	11	1:48.389	10	1:48.648	6	1:48.709	7
13	21	Fortec Motorsport	GBR	Calan Williams	AUS			Dallara F312	Fortec Motorsport	1:48.290	16	1:48.448	14	1:48.535	13	1:48.540	11	1:48.589	15
14	5	Carlin Motorsport	GBR	Dev Gore	USA	R	6	Dallara F312	Carlin Motorsport	1:48.401	12	1:48.535	11	1:48.561	16	1:49.039	15	1:49.140	6





Autodromo Nazionale Monza

Euroformula Open


Free Practice - 2

Best 5 Top Speeds



Cls	Nº	Entrant	Nat	Driver	Nat	Cat	Cls	Chassis	Team	Top 1		Top 2		Top 3		Top 4		Top 5		Avg
										Km/h	Lap	Km/h	Lap	Km/h	Lap	Km/h	Lap	Km/h	Lap	
1	8	Drivex School	ESP	Lukas Dunner	AUT	R	1	Dallara F312	Drivex School	262.1	11	258.9	13	258.3	15	256.5	14	255.9	12	258.3
2	28	Carlin Motorsport	GBR	Cameron Das	USA			Dallara F312	Carlin Motorsport	260.8	4	260.2	16	259.6	15	257.1	11	255.3	8	258.6
3	10	RACE	ESP	Bent Viscaal	NLD	R	2	Dallara F312	Teo Martin Motorsport	260.2	16	259.6	15	255.3	17	254.7	12	254.1	5	256.8
4	1	RP Motorsport	ITA	Kaylen Frederick	USA	R	3	Dallara F312	RP Motorsport	259.6	15	258.9	14	254.7	10	252.3	11	252.3	13	255.5
5	4	RP Motorsport	ITA	Felipe Drugovich	BRA			Dallara F312	RP Motorsport	259.6	14	257.1	13	253.5	7	253.5	12	253.5	15	255.4
6	18	Campos Racing	ESP	Marcos Siebert	ARG			Dallara F312	Campos Racing	258.9	10	257.1	4	256.5	12	252.9	11	252.3	3	255.5
7	51	RACE	ESP	Aldo Festante	ITA	R	4	Dallara F312	Teo Martin Motorsport	257.7	12	257.1	14	255.9	15	255.9	16	252.9	6	255.9
8	11	Campos Racing	ESP	Alex Karkosik	POL			Dallara F312	Campos Racing	257.1	14	255.9	6	255.3	10	254.7	15	254.1	17	255.4
9	5	Carlin Motorsport	GBR	Dev Gore	USA	R	5	Dallara F312	Carlin Motorsport	256.5	12	254.7	11	254.7	13	250.5	6	248.8	17	253.0
10	12	Drivex School	ESP	Christian Hahn	BRA			Dallara F312	Drivex School	255.3	12	250.0	13	249.4	14	246.0	11	243.2	8	248.7
11	77	RP Motorsport	ITA	Guilherme Samaia	BRA			Dallara F312	RP Motorsport	254.1	4	252.3	16	251.7	15	251.1	14	250.5	13	251.9
12	3	RP Motorsport	ITA	Leonardo Lorandi	ITA	R	6	Dallara F312	RP Motorsport	253.5	9	252.9	12	252.3	8	252.3	10	251.7	11	252.5
13	34	Carlin Motorsport	GBR	Matheus Iorio	BRA			Dallara F312	Carlin Motorsport	252.3	13	252.3	14	251.7	10	247.1	11	246.5	8	250.0
14	21	Fortec Motorsport	GBR	Calan Williams	AUS			Dallara F312	Fortec Motorsport	250.0	14	249.4	15	249.4	17	248.2	16	248.2	18	249.0






Autodromo Nazionale Monza
Euroformula Open
Free Practice - 2
Fastest Laps Sequence



Lap	Time of Day	Session Time	Nº	Entrant	Nat	Driver	Nat	Cat	Chassis	Team	Time	Km/h
2	13:59:52.841	4:52.841	21	Fortec Motorsport	GBR	Calan Williams	AUS		Dallara F312	Fortec Motorsport	2:23.592	145.2
2	14:00:08.563	5:08.563	77	RP Motorsport	ITA	Guilherme Samaia	BRA		Dallara F312	RP Motorsport	1:49.566	190.3
3	14:02:19.565	7:19.565	28	Carlin Motorsport	GBR	Cameron Das	USA		Dallara F312	Carlin Motorsport	1:48.668	191.9
3	14:03:04.552	8:04.552	18	Campos Racing	ESP	Marcos Siebert	ARG		Dallara F312	Campos Racing	1:48.337	192.4
4	14:04:52.621	9:52.621	18	Campos Racing	ESP	Marcos Siebert	ARG		Dallara F312	Campos Racing	1:48.069	192.9
4	14:04:59.826	9:59.826	4	RP Motorsport	ITA	Felipe Drugovich	BRA		Dallara F312	RP Motorsport	1:47.674	193.6
5	14:06:47.420	11:47.420	4	RP Motorsport	ITA	Felipe Drugovich	BRA		Dallara F312	RP Motorsport	1:47.594	193.8
6	14:08:34.695	13:34.695	4	RP Motorsport	ITA	Felipe Drugovich	BRA		Dallara F312	RP Motorsport	1:47.275	194.4
7	14:10:21.823	15:21.823	4	RP Motorsport	ITA	Felipe Drugovich	BRA		Dallara F312	RP Motorsport	1:47.128	194.6
11	14:23:01.040	28:01.040	8	Drivex School	ESP	Lukas Dunner	AUT	R	Dallara F312	Drivex School	1:46.952	194.9
14	14:30:14.790	35:14.790	4	RP Motorsport	ITA	Felipe Drugovich	BRA		Dallara F312	RP Motorsport	1:46.559	195.7





Autodromo Nazionale Monza
Euroformula Open
Free Practice - 2
Event Best Maximum Speed



Nº	Entrant	Nat	Driver	Nat	Cat	Clas	Chassis	Team	Km/h	Session
8	Drivex School	ESP	Lukas Dunner	AUT	R	1	Dallara F312	Drivex School	262.1	Free Practice - 2
18	Campos Racing	ESP	Marcos Siebert	ARG			Dallara F312	Campos Racing	260.8	Free Practice - 1
28	Carlin Motorsport	GBR	Cameron Das	USA			Dallara F312	Carlin Motorsport	260.8	Free Practice - 2
77	RP Motorsport	ITA	Guilherme Samaia	BRA			Dallara F312	RP Motorsport	260.2	Free Practice - 1
10	RACE	ESP	Bent Viscaal	NLD	R	2	Dallara F312	Teo Martin Motorsport	260.2	Free Practice - 2
1	RP Motorsport	ITA	Kaylen Frederick	USA	R	3	Dallara F312	RP Motorsport	259.6	Free Practice - 1
4	RP Motorsport	ITA	Felipe Drugovich	BRA			Dallara F312	RP Motorsport	259.6	Free Practice - 2
34	Carlin Motorsport	GBR	Matheus Iorio	BRA			Dallara F312	Carlin Motorsport	258.9	Free Practice - 1
21	Fortec Motorsport	GBR	Calan Williams	AUS			Dallara F312	Fortec Motorsport	258.9	Free Practice - 1
51	RACE	ESP	Aldo Festante	ITA	R	4	Dallara F312	Teo Martin Motorsport	257.7	Free Practice - 2
11	Campos Racing	ESP	Alex Karkosik	POL			Dallara F312	Campos Racing	257.1	Free Practice - 1
5	Carlin Motorsport	GBR	Dev Gore	USA	R	5	Dallara F312	Carlin Motorsport	256.5	Free Practice - 2
3	RP Motorsport	ITA	Leonardo Lorandi	ITA	R	6	Dallara F312	RP Motorsport	255.3	Free Practice - 1
12	Drivex School	ESP	Christian Hahn	BRA			Dallara F312	Drivex School	255.3	Free Practice - 2





Autodromo Nazionale Monza
Euroformula Open
Free Practice - 2
Pit Stop Analysis



1 Kaylen Frederick R RP Motorsport
 Dallara F312

Nr.	In Day Time	In Time	Out Time	Pit Time	T. Pit Time	Handicap	Penalty
1	13:58:14.360	13:58:14.360	14:01:49.027	3:34.667	3:34.667		
2	14:04:06.592	14:04:06.592	14:04:36.518	29.926	4:04.593		
3	14:06:40.344	14:06:40.344	14:07:08.441	28.097	4:32.690		
4	14:16:25.735	14:16:25.735	14:16:54.638	28.903	5:01.593		

3 Leonardo Lorandi R RP Motorsport
 Dallara F312

Nr.	In Day Time	In Time	Out Time	Pit Time	T. Pit Time	Handicap	Penalty
1	13:58:09.969	13:58:09.969	13:59:26.362	1:16.393	1:16.393		
2	14:07:46.952	14:07:46.952	14:17:59.593	10:12.64	11:29.034		1

4 Felipe Drugovich RP Motorsport
 Dallara F312

Nr.	In Day Time	In Time	Out Time	Pit Time	T. Pit Time	Handicap	Penalty
1	13:58:30.494	13:58:30.494	13:59:31.149	1:00.655	1:00.655		
2	14:12:09.944	14:12:09.944	14:17:55.305	5:45.361	6:46.016		
3	14:21:58.196	14:21:58.196	14:22:44.669	46.473	7:32.489		

5 Dev Gore R Carlin Motorsport
 Dallara F312

Nr.	In Day Time	In Time	Out Time	Pit Time	T. Pit Time	Handicap	Penalty
1	14:09:36.137	14:09:36.137	14:12:01.185	2:25.048	2:25.048		
2	14:23:03.470	14:23:03.470	14:25:16.637	2:13.167	4:38.215		

8 Lukas Dunner R Drivex School
 Dallara F312

Nr.	In Day Time	In Time	Out Time	Pit Time	T. Pit Time	Handicap	Penalty
1	13:58:03.371	13:58:03.371	13:58:47.554	44.183	44.183		
2	14:01:00.224	14:01:00.224	14:01:28.088	27.864	1:12.047		
3	14:11:07.951	14:11:07.951	14:15:24.719	4:16.768	5:28.815		

10 Bent Viscaal R Teo Martin Motorsport
 Dallara F312

Nr.	In Day Time	In Time	Out Time	Pit Time	T. Pit Time	Handicap	Penalty
1	14:09:41.065	14:09:41.065	14:13:35.197	3:54.132	3:54.132		

11 Alex Karkosik Campos Racing
 Dallara F312

Nr.	In Day Time	In Time	Out Time	Pit Time	T. Pit Time	Handicap	Penalty
1	13:58:41.310	13:58:41.310	13:59:14.232	32.922	32.922		

12 Christian Hahn Drivex School
 Dallara F312

Nr.	In Day Time	In Time	Out Time	Pit Time	T. Pit Time	Handicap	Penalty
1	14:01:05.737	14:01:05.737	14:01:36.474	30.737	30.737		
2	14:03:47.619	14:03:47.619	14:04:14.474	26.855	57.592		
3	14:06:27.890	14:06:27.890	14:09:15.573	2:47.683	3:45.275		

18 Marcos Siebert Campos Racing
 Dallara F312

Nr.	In Day Time	In Time	Out Time	Pit Time	T. Pit Time	Handicap	Penalty
1	13:58:45.474	13:58:45.474	13:59:19.305	33.831	33.831		

21 Calan Williams Fortec Motorsport
 Dallara F312

Nr.	In Day Time	In Time	Out Time	Pit Time	T. Pit Time	Handicap	Penalty
1	13:57:23.898	13:57:23.898	13:57:51.338	27.440	27.440		

28 Cameron Das Carlin Motorsport
 Dallara F312

Nr.	In Day Time	In Time	Out Time	Pit Time	T. Pit Time	Handicap	Penalty
1	14:04:12.410	14:04:12.410	14:04:38.275	25.865	25.865		

34 Matheus Iorio Carlin Motorsport
 Dallara F312

Nr.	In Day Time	In Time	Out Time	Pit Time	T. Pit Time	Handicap	Penalty
1	14:04:36.821	14:04:36.821	14:11:05.222	6:28.401	6:28.401		
2	14:26:07.084	14:26:07.084	14:26:32.896	25.812	6:54.213		


51 Aldo Festante R Teo Martin Motorsport
 Dallara F312

Nr.	In Day Time	In Time	Out Time	Pit Time	T. Pit Time	Handicap	Penalty
1	14:09:48.902	14:09:48.902	14:11:40.084	1:51.182	1:51.182		
2	14:13:45.946	14:13:45.946	14:17:14.702	3:28.756	5:19.938		

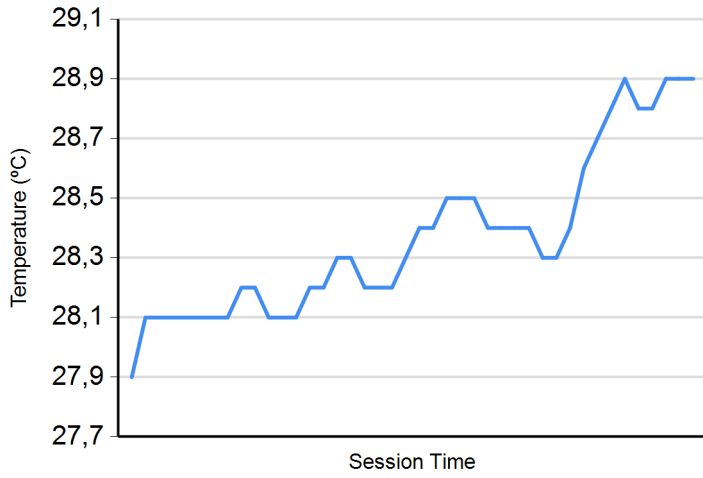
77 Guilherme Samaia RP Motorsport
 Dallara F312

Nr.	In Day Time	In Time	Out Time	Pit Time	T. Pit Time	Handicap	Penalty
1	14:13:32.508	14:13:32.508	14:17:57.983	4:25.475	4:25.475		

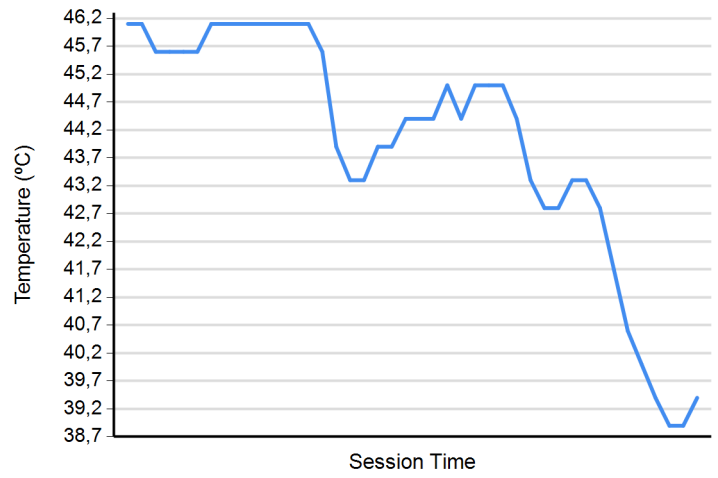




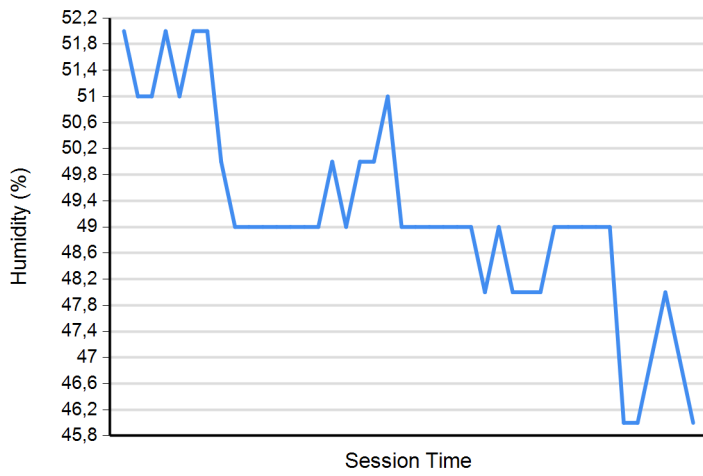
Air Temperature



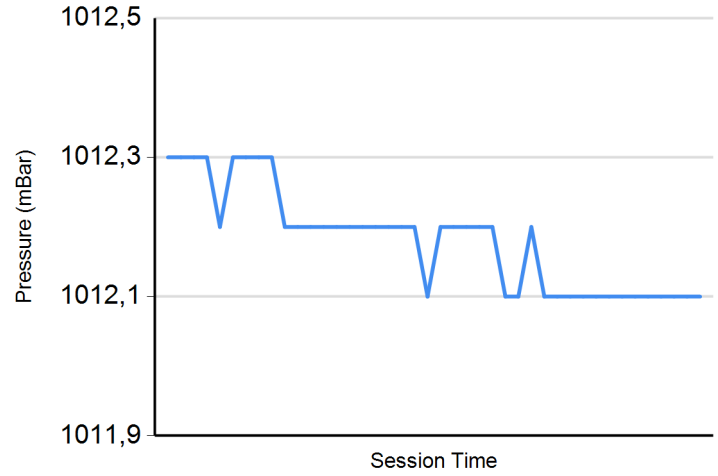
Track Temperature



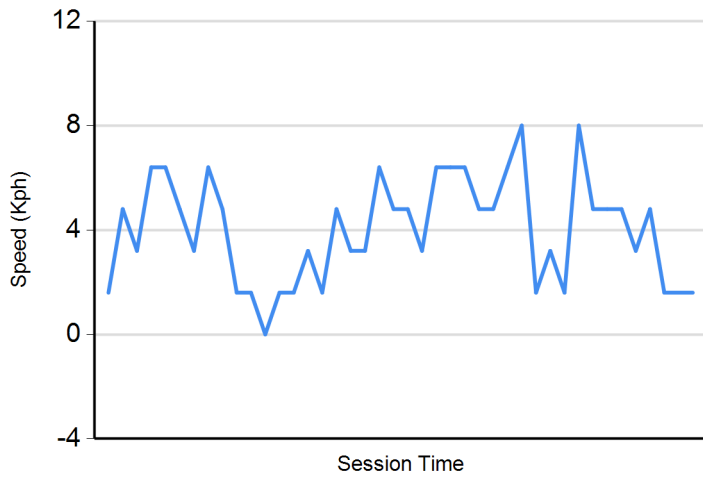
Humidity



Pressure

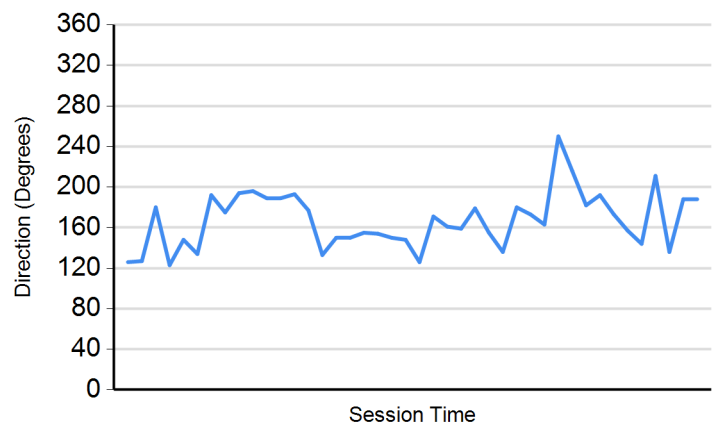



Wind Speed



Wind direction

North = 0°/360° Est = 90° South = 180° West = 270°





Autodromo Nazionale Monza

Euroformula Open

Free Practice 1 - 2

Results



Cls	Nº	Entrant	Nat	Driver	Nat	Cat	Cls	Chassis	Team	Laps	Free Practice - 1	Free Practice - 2	Best	Gap	Interval	Km/h
1	4	RP Motorsport	ITA	Felipe Drugovich	BRA			Dallara F312	RP Motorsport	26	1:47.473	9	1:46.559	14	1:46.559	195.7
2	18	Campos Racing	ESP	Marcos Siebert	ARG			Dallara F312	Campos Racing	35	1:46.638	14	1:47.683	11	1:46.638	0.079 0.079 195.5
3	77	RP Motorsport	ITA	Guilherme Samaia	BRA			Dallara F312	RP Motorsport	31	1:46.726	12	1:47.625	15	1:46.726	0.167 0.088 195.4
4	21	Fortec Motorsport	GBR	Calan Williams	AUS			Dallara F312	Fortec Motorsport	34	1:46.740	13	1:48.290	16	1:46.740	0.181 0.014 195.3
5	34	Carlin Motorsport	GBR	Matheus Iorio	BRA			Dallara F312	Carlin Motorsport	30	1:46.870	14	1:47.851	13	1:46.870	0.311 0.130 195.1
6	8	Drivex School	ESP	Lukas Dunner	AUT	R	1	Dallara F312	Drivex School	31	1:47.397	13	1:46.952	11	1:46.952	0.393 0.082 194.9
7	28	Carlin Motorsport	GBR	Cameron Das	USA			Dallara F312	Carlin Motorsport	34	1:47.006	14	1:47.564	18	1:47.006	0.447 0.054 194.8
8	11	Campos Racing	ESP	Alex Karkosik	POL			Dallara F312	Campos Racing	34	1:47.032	15	1:47.508	10	1:47.032	0.473 0.026 194.8
9	1	RP Motorsport	ITA	Kaylen Frederick	USA	R	2	Dallara F312	RP Motorsport	30	1:47.158	14	1:48.122	14	1:47.158	0.599 0.126 194.6
10	10	RACE	ESP	Bent Viscaal	NLD	R	3	Dallara F312	Teo Martin Motorsport	35	1:47.735	13	1:47.172	11	1:47.172	0.613 0.014 194.5
11	3	RP Motorsport	ITA	Leonardo Lorandi	ITA	R	4	Dallara F312	RP Motorsport	27	1:47.379	14	1:47.635	11	1:47.379	0.820 0.207 194.2
12	51	RACE	ESP	Aldo Festante	ITA	R	5	Dallara F312	Teo Martin Motorsport	33	1:48.209	15	1:47.576	15	1:47.576	1.017 0.197 193.8
13	12	Drivex School	ESP	Christian Hahn	BRA			Dallara F312	Drivex School	32	1:48.208	9	1:47.720	14	1:47.720	1.161 0.144 193.6
14	5	Carlin Motorsport	GBR	Dev Gore	USA	R	6	Dallara F312	Carlin Motorsport	34	1:48.308	16	1:48.401	12	1:48.308	1.749 0.588 192.5

Published at:.....

Stewards:	Race Director:	Timekeeper:

