

**Spa Francorchamps**  
**Euroformula Open**  
**Race - 2**  
**Provisional Results**



Clas	Nº	Entrant	Nat	Driver	Nat	Cat	Clas	Chassis	Team	Laps	Total Time	Gap	Interval	Km/h	Best	Time	Km/h
1	4	RP Motorsport	ITA	Felipe Drugovich	BRA			Dallara F312	RP Motorsport	13	<b>29:26.807</b>			185.5	8	2:15.18	186.5
2	11	Campos Racing	ESP	Alex Karkosik	POL			Dallara F312	Campos Racing	13	<b>29:28.276</b>	1.469	1.469	185.3	11	2:15.27	186.3
3	10	RACE	ESP	Bent Viscaal	NLD	R	1	Dallara F312	Teo Martin Motorsport	13	<b>29:33.856</b>	7.049	5.580	184.7	7	2:15.67	185.8
4	18	Campos Racing	ESP	Marcos Siebert	AR			Dallara F312	Campos Racing	13	<b>29:34.685</b>	7.878	0.829	184.7	8	2:15.46	186.1
5	28	Carlin Motorsport	GB	Cameron Das	USA			Dallara F312	Carlin Motorsport	13	<b>29:38.617</b>	11.810	3.932	184.2	7	2:15.33	186.3
6	34	Carlin Motorsport	GB	Matheus Iorio	BRA			Dallara F312	Carlin Motorsport	13	<b>29:39.455</b>	12.648	0.838	184.2	7	2:15.58	185.9
7	1	RP Motorsport	ITA	Leonard	NLD	R	2	Dallara F312	RP Motorsport	13	<b>29:42.827</b>	16.020	3.372	183.8	8	2:15.88	185.5
8	77	RP Motorsport	ITA	Guilherme Samaia	BRA			Dallara F312	RP Motorsport	13	<b>29:43.008</b>	16.201	0.181	183.8	4	2:16.01	185.3
9	12	Drivex School	ESP	Christian Hahn	BRA			Dallara F312	Drivex School	13	<b>29:46.245</b>	19.438	3.237	183.5	7	2:16.16	185.1
10	8	Drivex School	ESP	Lukas Dunner	AUT	R	3	Dallara F312	Drivex School	13	<b>29:46.961</b>	20.154	0.716	183.4	7	2:15.66	185.8
11	3	RP Motorsport	ITA	Michael Benyahia	MA	R	4	Dallara F312	RP Motorsport	13	<b>29:50.175</b>	23.368	3.214	183.1	5	2:16.21	185.1
12	7	Drivex School	ESP	Jannes Fittje	DEU			Dallara F312	Drivex School	13	<b>29:52.564</b>	25.757	2.389	182.8	6	2:16.23	185.0
13	15	Campos Racing	ESP	Yves Baltas	USA	R	5	Dallara F312	Campos Racing	13	<b>29:57.533</b>	30.726	4.969	182.3	4	2:16.57	184.6
14	21	Fortec Motorsport	GB	Calan Williams	AUS			Dallara F312	Fortec Motorsport	13	<b>29:57.602</b>	30.795	0.069	182.3	4	2:16.58	184.6
15	19	Fortec Motorsport	GB	Aldo Festante	ITA	R	6	Dallara F312	Fortec Motorsport	13	<b>30:04.841</b>	38.034	7.239	181.6	4	2:17.51	183.3

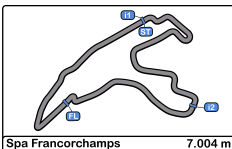
**Fastest lap Felipe Drugovich in 2:15.188 at 186.5 Km/h in lap 8**

Published at:.....

Track Temp: **39.4 °C**    Air Temp: **23.6 °C**    Humidity: **70 %**    Track Status: **DRY**

<b>Stewards:</b>	<b>Race Director:</b>	<b>Timekeeper:</b>





**Spa Francorchamps**  
**Euroformula Open**  
**Race - 2**  
**Provisional Results by Class**



Clas	Nº	Entrant	Nat	Driver	Nat	Cat	Clas	Chassis	Team	Laps	Total Time	Gap	Interval	Km/h	Best	Time	Km/h
1	4	RP Motorsport	ITA	Felipe Drugovich	BRA			Dallara F312	RP Motorsport	13	<b>29:26.807</b>			185.5	8	2:15.18	186.5
2	11	Campos Racing	ESP	Alex Karkosik	POL			Dallara F312	Campos Racing	13	<b>29:28.276</b>	1.469	1.469	185.3	11	2:15.27	186.3
3	18	Campos Racing	ESP	Marcos Siebert	AR			Dallara F312	Campos Racing	13	<b>29:34.685</b>	7.878	6.409	184.7	8	2:15.46	186.1
4	28	Carlin Motorsport	GB	Cameron Das	USA			Dallara F312	Carlin Motorsport	13	<b>29:38.617</b>	11.810	3.932	184.2	7	2:15.33	186.3
5	34	Carlin Motorsport	GB	Matheus Iorio	BRA			Dallara F312	Carlin Motorsport	13	<b>29:39.455</b>	12.648	0.838	184.2	7	2:15.58	185.9
6	77	RP Motorsport	ITA	Guilherme Samaia	BRA			Dallara F312	RP Motorsport	13	<b>29:43.008</b>	16.201	3.553	183.8	4	2:16.01	185.3
7	12	Drivex School	ESP	Christian Hahn	BRA			Dallara F312	Drivex School	13	<b>29:46.245</b>	19.438	3.237	183.5	7	2:16.16	185.1
8	7	Drivex School	ESP	Jannes Fittje	DEU			Dallara F312	Drivex School	13	<b>29:52.564</b>	25.757	6.319	182.8	6	2:16.23	185.0
9	21	Fortec Motorsport	GB	Calan Williams	AUS			Dallara F312	Fortec Motorsport	13	<b>29:57.602</b>	30.795	5.038	182.3	4	2:16.58	184.6
<b>Rookie</b>																	
1	10	RACE	ESP	Bent Viscaal	NLD	R	1	Dallara F312	Teo Martin Motorsport	13	<b>29:33.856</b>			184.7	7	2:15.67	185.8
2	1	RP Motorsport	ITA	Leonard	NLD	R	2	Dallara F312	RP Motorsport	13	<b>29:42.827</b>	16.020	8.971	183.8	8	2:15.88	185.5
3	8	Drivex School	ESP	Lukas Dunner	AUT	R	3	Dallara F312	Drivex School	13	<b>29:46.961</b>	20.154	4.134	183.4	7	2:15.66	185.8
4	3	RP Motorsport	ITA	Michael Benyahia	MA	R	4	Dallara F312	RP Motorsport	13	<b>29:50.175</b>	23.368	3.214	183.1	5	2:16.21	185.1
5	15	Campos Racing	ESP	Yves Baltas	USA	R	5	Dallara F312	Campos Racing	13	<b>29:57.533</b>	30.726	7.358	182.3	4	2:16.57	184.6
6	19	Fortec Motorsport	GB	Aldo Festante	ITA	R	6	Dallara F312	Fortec Motorsport	13	<b>30:04.841</b>	38.034	7.308	181.6	4	2:17.51	183.3

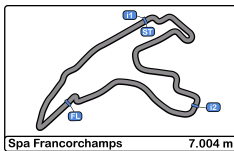
**Fastest lap Felipe Drugovich in 2:15.188 at 186.5 Km/h in lap 8**

Published at:.....

Track Temp: **39.4 °C**    Air Temp: **23.6 °C**    Humidity: **70 %**    Track Status: **DRY**

<b>Stewards:</b>	<b>Race Director:</b>	<b>Timekeeper:</b> 
------------------	-----------------------	---





Spa Francorchamps

Euroformula Open

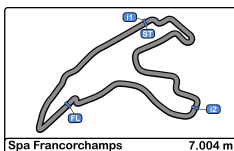
Race - 2

Provisional Classification by Driver Fastest Lap



Clas	Nº	Entrant	Nat	Driver	Nat	Cat	Clas	Chassis	Team	Laps	Best	Time	Gap	Interval	Km/h
1	4	RP Motorsport	ITA	Felipe Drugovich	BRA			Dallara F312	RP Motorsport	13	8	2:15.188			186.5
2	11	Campos Racing	ESP	Alex Karkosik	POL			Dallara F312	Campos Racing	13	11	2:15.271	0.083	0.083	186.3
3	28	Carlin Motorsport	GBR	Cameron Das	USA			Dallara F312	Carlin Motorsport	13	7	2:15.336	0.148	0.065	186.3
4	18	Campos Racing	ESP	Marcos Siebert	ARG			Dallara F312	Campos Racing	13	8	2:15.461	0.273	0.125	186.1
5	34	Carlin Motorsport	GBR	Matheus Iorio	BRA			Dallara F312	Carlin Motorsport	13	7	2:15.588	0.400	0.127	185.9
6	8	Drivex School	ESP	Lukas Dunner	AUT	R	1	Dallara F312	Drivex School	13	7	2:15.669	0.481	0.081	185.8
7	10	RACE	ESP	Bent Viscaal	NLD	R	2	Dallara F312	Teo Martin Motorsport	13	7	2:15.672	0.484	0.003	185.8
8	1	RP Motorsport	ITA	Leonard Hoogenboom	NLD	R	3	Dallara F312	RP Motorsport	13	8	2:15.883	0.695	0.211	185.5
9	77	RP Motorsport	ITA	Guilherme Samaia	BRA			Dallara F312	RP Motorsport	13	4	2:16.017	0.829	0.134	185.3
10	12	Drivex School	ESP	Christian Hahn	BRA			Dallara F312	Drivex School	13	7	2:16.167	0.979	0.150	185.1
11	3	RP Motorsport	ITA	Michael Benyahia	MAR	R	4	Dallara F312	RP Motorsport	13	5	2:16.213	1.025	0.046	185.1
12	7	Drivex School	ESP	Jannes Fittje	DEU			Dallara F312	Drivex School	13	6	2:16.237	1.049	0.024	185.0
13	15	Campos Racing	ESP	Yves Baltas	USA	R	5	Dallara F312	Campos Racing	13	4	2:16.579	1.391	0.342	184.6
14	21	Fortec Motorsport	GBR	Calan Williams	AUS			Dallara F312	Fortec Motorsport	13	4	2:16.587	1.399	0.008	184.6
15	19	Fortec Motorsport	GBR	Aldo Festante	ITA	R	6	Dallara F312	Fortec Motorsport	13	4	2:17.519	2.331	0.932	183.3



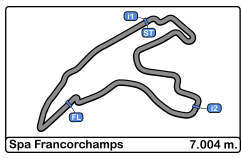


Spa Francorchamps  
Euroformula Open  
Race - 2  
Distance and Speed Average



Clas	Nº	Entrant	Nat	Driver	Nat	Cat	Clas	Chassis	Team	Laps	Distance	Total Time	Km/h
1	4	RP Motorsport	ITA	Felipe Drugovich	BRA			Dallara F312	RP Motorsport	13	91.05	29:26.807	185.5
2	11	Campos Racing	ESP	Alex Karkosik	POL			Dallara F312	Campos Racing	13	91.05	29:28.276	185.3
3	10	RACE	ESP	Bent Viscaal	NLD	R	1	Dallara F312	Teo Martin Motorsport	13	91.05	29:33.856	184.7
4	18	Campos Racing	ESP	Marcos Siebert	ARG			Dallara F312	Campos Racing	13	91.05	29:34.685	184.7
5	28	Carlin Motorsport	GBR	Cameron Das	USA			Dallara F312	Carlin Motorsport	13	91.05	29:38.617	184.2
6	34	Carlin Motorsport	GBR	Matheus Iorio	BRA			Dallara F312	Carlin Motorsport	13	91.05	29:39.455	184.2
7	1	RP Motorsport	ITA	Leonard Hoogenboom	NLD	R	2	Dallara F312	RP Motorsport	13	91.05	29:42.827	183.8
8	77	RP Motorsport	ITA	Guilherme Samaia	BRA			Dallara F312	RP Motorsport	13	91.05	29:43.008	183.8
9	12	Drivex School	ESP	Christian Hahn	BRA			Dallara F312	Drivex School	13	91.05	29:46.245	183.5
10	8	Drivex School	ESP	Lukas Dunner	AUT	R	3	Dallara F312	Drivex School	13	91.05	29:46.961	183.4
11	3	RP Motorsport	ITA	Michael Benyahia	MAR	R	4	Dallara F312	RP Motorsport	13	91.05	29:50.175	183.1
12	7	Drivex School	ESP	Jannes Fittje	DEU			Dallara F312	Drivex School	13	91.05	29:52.564	182.8
13	15	Campos Racing	ESP	Yves Baltas	USA	R	5	Dallara F312	Campos Racing	13	91.05	29:57.533	182.3
14	21	Fortec Motorsport	GBR	Calan Williams	AUS			Dallara F312	Fortec Motorsport	13	91.05	29:57.602	182.3
15	19	Fortec Motorsport	GBR	Aldo Festante	ITA	R	6	Dallara F312	Fortec Motorsport	13	91.05	30:04.841	181.6





Spa Francorchamps  
Euroformula Open  
Race - 2  
Lap Analysis



1 Leonard Hoogenboom Dallara F312 7 Jannes Fittje Dallara F312  
RP Motorsport Drivex School

Lap D	Time	Sector 1	Sector 2	Sector 3	T. Spd	Elapsed	Lap D	Time	Sector 1	Sector 2	Sector 3	T. Spd	Elapsed
1	2:24.336	44.409	1:02.719	37.208	248.2	2:24.336	1	2:24.124	44.251	1:02.514	37.359	248.2	2:24.124
2	2:17.137	40.581	59.736	36.820	244.3	4:41.473	2	2:18.636	41.007	1:00.673	36.956	240.0	4:42.760
3	2:16.227	40.187	59.342	36.698	244.8	6:57.700	3	2:17.092	40.417	59.663	37.012	243.2	6:59.852
4	2:16.643	39.767	1:00.179	36.697	253.5	9:14.343	4	2:16.624	40.360	59.204	37.060	244.8	9:16.476
5	2:16.214	39.717	59.860	36.637	254.7	11:30.557	5	2:16.868	40.451	59.613	36.804	246.0	11:33.344
6	2:16.239	40.004	59.492	36.743	248.8	13:46.796	6	2:16.237	40.185	59.227	36.825	247.1	13:49.581
7	2:16.423	39.662	59.998	36.763	251.7	16:03.219	7	2:16.433	40.000	59.434	36.999	248.8	16:06.014
8	2:15.883	40.000	58.844	37.039	245.4	18:19.102	8	2:16.863	40.443	59.305	37.115	241.0	18:22.877
9	2:16.333	40.337	58.950	37.046	243.2	20:35.435	9	2:17.012	40.485	59.435	37.092	242.1	20:39.889
10	2:16.028	40.239	58.917	36.872	241.6	22:51.463	10	2:18.948	40.452	59.367	39.129	242.1	22:58.837
11	2:16.465	40.273	59.288	36.904	242.1	25:07.928	11	2:17.559	40.665	59.565	37.329	240.0	25:16.396
12	2:17.907	40.282	1:00.634	36.991	242.6	27:25.835	12	2:17.828	40.669	59.739	37.420	240.0	27:34.224
13	2:16.992	40.185	59.314	37.493	242.1	29:42.827	13	2:18.340	40.721	59.945	37.674	238.4	29:52.564

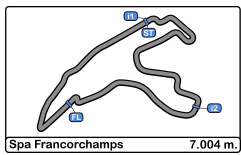
3 Michael Benyahia Dallara F312 8 Lukas Dunner Dallara F312  
RP Motorsport Drivex School

Lap D	Time	Sector 1	Sector 2	Sector 3	T. Spd	Elapsed	Lap D	Time	Sector 1	Sector 2	Sector 3	T. Spd	Elapsed
1	2:26.504	47.213	1:02.139	37.152	235.2	2:26.504	1	2:24.913	43.898	1:02.616	38.399	244.3	2:24.913
2	2:17.509	39.976	1:00.865	36.668	245.4	4:44.013	2	2:18.271	40.956	1:00.256	37.059	243.7	4:43.184
3	2:17.475	40.259	1:00.058	37.158	247.7	7:01.488	3	2:17.229	40.006	1:00.178	37.045	248.2	7:00.413
4	2:16.354	40.370	59.066	36.918	245.4	9:17.842	4	2:16.480	39.917	59.787	36.776	247.1	9:16.893
5	2:16.213	40.358	59.048	36.807	246.5	11:34.055	5	2:15.874	39.897	59.161	36.816	247.7	11:32.767
6	2:16.539	40.388	59.100	37.051	246.0	13:50.594	6	2:16.282	40.368	58.944	36.970	243.2	13:49.049
7	2:16.419	40.187	59.155	37.077	246.0	16:07.013	7	2:15.669	40.088	58.784	36.797	246.5	16:04.718
8	2:16.530	40.155	59.365	37.010	247.1	18:23.543	8	2:16.471	39.738	59.877	36.856	246.5	18:21.189
9	2:17.079	40.187	59.752	37.140	243.2	20:40.622	9	2:17.429	40.283	59.822	37.324	242.6	20:38.618
10	2:17.008	40.300	59.674	37.034	248.2	22:57.630	10	2:16.514	40.018	59.540	36.956	240.0	22:55.132
11	2:17.182	40.673	59.255	37.254	241.0	25:14.812	11	2:17.342	40.060	59.818	37.464	248.8	25:12.474
12	2:17.236	40.637	59.413	37.186	241.0	27:32.048	12	2:17.334	40.616	59.796	36.922	241.6	27:29.808
13	2:18.127	40.438	1:00.233	37.456	242.6	29:50.175	13	2:17.153	40.188	59.924	37.041	244.3	29:46.961

4 Felipe Drugovich Dallara F312 10 Bent Viscaal Dallara F312  
RP Motorsport Teo Martin Motorsport

Lap D	Time	Sector 1	Sector 2	Sector 3	T. Spd	Elapsed	Lap D	Time	Sector 1	Sector 2	Sector 3	T. Spd	Elapsed
1	2:18.840	42.554	59.561	36.725	233.2	2:18.840	1	2:19.375	42.501	59.048	37.826	241.0	2:19.375
2	2:16.478	40.583	58.684	37.211	236.3	4:35.318	2	2:16.659	40.288	59.391	36.980	244.3	4:36.034
3	2:16.004	40.614	58.288	37.102	236.3	6:51.322	3	2:16.033	40.195	58.994	36.844	244.3	6:52.067
4	2:15.610	40.545	58.072	36.993	237.8	9:06.932	4	2:15.712	40.194	58.802	36.716	245.4	9:07.779
5	2:15.288	40.478	57.881	36.929	238.4	11:22.220	5	2:15.817	40.099	58.921	36.797	244.8	11:23.596
6	2:15.491	40.393	58.114	36.984	237.3	13:37.711	6	2:17.568	40.278	59.954	37.336	241.0	13:41.164
7	2:15.555	40.510	58.012	37.033	238.4	15:53.266	7	2:15.672	40.117	58.759	36.796	243.7	15:56.836
8	2:15.188	40.324	57.886	36.978	238.9	18:08.454	8	2:15.828	40.195	58.567	37.066	243.7	18:12.664
9	2:15.523	40.427	58.087	37.009	238.4	20:23.977	9	2:16.494	40.421	59.130	36.943	240.0	20:29.158
10	2:15.717	40.566	58.144	37.007	237.3	22:39.694	10	2:16.422	40.462	58.916	37.044	240.5	22:45.580
11	2:15.299	40.451	57.917	36.931	237.8	24:54.993	11	2:16.148	40.397	58.897	36.854	240.5	25:01.728
12	2:15.772	40.448	58.375	36.949	237.8	27:10.765	12	2:15.919	40.439	58.663	36.817	240.0	27:17.647
13	2:16.042	40.388	58.701	36.953	237.3	29:26.807	13	2:16.209	40.471	58.841	36.897	240.0	29:33.856





**Spa Francorchamps**  
Euroformula Open  
Race - 2  
Lap Analysis



**11** Alex Karkosik Dallara F312 **18** Marcos Siebert Dallara F312  
Campos Racing Campos Racing

Lap D	Time	Sector 1	Sector 2	Sector 3	T. Spd	Elapsed	Lap D	Time	Sector 1	Sector 2	Sector 3	T. Spd	Elapsed
1	2:20.418	43.477	1:00.018	36.923	241.0	2:20.418	1	2:19.923	42.591	1:00.325	37.007	237.3	2:19.923
2	2:16.842	40.373	59.473	36.996	244.3	4:37.260	2	2:16.872	40.121	59.682	37.069	244.3	4:36.795
3	2:15.953	39.944	59.279	36.730	245.4	6:53.213	3	2:15.960	40.302	58.768	36.890	238.9	6:52.755
4	2:15.706	39.721	59.395	36.590	246.0	9:08.919	4	2:15.556	40.125	58.837	36.594	240.0	9:08.311
5	2:15.317	39.988	58.732	36.597	244.3	11:24.236	5	2:15.642	39.909	58.994	36.739	248.2	11:23.953
6	2:15.343	39.640	58.799	36.904	243.2	13:39.579	6	2:16.882	39.916	1:00.450	36.516	236.3	13:40.835
7	2:15.584	40.311	58.368	36.905	241.0	15:55.163	7	2:16.757	40.473	59.374	36.910	241.6	15:57.592
8	2:15.303	40.257	58.086	36.960	241.6	18:10.466	8	2:15.461	39.980	58.666	36.815	246.5	18:13.053
9	2:15.931	40.554	58.408	36.969	240.0	20:26.397	9	2:16.872	40.013	59.901	36.958	240.0	20:29.925
10	2:15.710	40.459	58.321	36.930	237.8	22:42.107	10	2:16.137	39.973	59.219	36.945	246.5	22:46.062
11	2:15.271	40.286	58.160	36.825	239.4	24:57.378	11	2:16.427	40.052	59.527	36.848	247.7	25:02.489
12	2:15.388	40.350	58.321	36.717	237.8	27:12.766	12	2:16.350	40.279	59.091	36.980	243.2	27:18.839
13	2:15.510	40.213	58.469	36.828	240.0	29:28.276	13	2:15.846	40.404	58.529	36.913	241.0	29:34.685

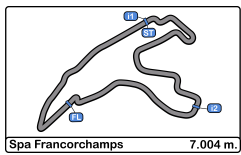
**12** Christian Hahn Dallara F312 **19** Aldo Festante Dallara F312  
Drivex School Fortec Motorsport

Lap D	Time	Sector 1	Sector 2	Sector 3	T. Spd	Elapsed	Lap D	Time	Sector 1	Sector 2	Sector 3	T. Spd	Elapsed
1	2:24.524	45.075	1:02.513	36.936	249.4	2:24.524	1	2:26.822	46.199	1:02.890	37.733	240.0	2:26.822
2	2:17.773	40.505	1:00.347	36.921	248.2	4:42.297	2	2:18.817	40.181	1:01.309	37.327	241.6	4:45.639
3	2:16.725	40.371	59.278	37.076	244.8	6:59.022	3	2:19.018	41.614	1:00.045	37.359	238.9	7:04.657
4	2:16.405	40.525	58.863	37.017	244.8	9:15.427	4	2:17.519	40.427	59.808	37.284	242.1	9:22.176
5	2:16.270	40.527	58.823	36.920	242.6	11:31.697	5	2:17.713	40.545	59.890	37.278	241.0	11:39.889
6	2:16.268	40.506	58.752	37.010	242.6	13:47.965	6	2:17.604	40.537	59.642	37.425	238.4	13:57.493
7	2:16.167	40.408	58.901	36.858	243.2	16:04.132	7	2:18.051	40.628	59.915	37.508	239.4	16:15.544
8	2:16.783	40.245	59.409	37.129	247.1	18:20.915	8	2:18.145	40.647	59.993	37.505	239.4	18:33.689
9	2:17.211	40.487	59.479	37.245	242.6	20:38.126	9	2:17.788	40.698	59.548	37.542	239.4	20:51.477
10	2:16.477	40.517	58.974	36.986	242.1	22:54.603	10	2:18.531	40.800	1:00.149	37.582	236.8	23:10.008
11	2:17.571	40.471	59.509	37.591	242.1	25:12.174	11	2:18.226	40.658	1:00.126	37.442	238.4	25:28.234
12	2:17.110	40.750	59.261	37.099	238.9	27:29.284	12	2:18.042	40.793	59.660	37.589	236.3	27:46.276
13	2:16.961	40.608	59.300	37.053	240.5	29:46.245	13	2:18.565	40.959	1:00.082	37.524	236.8	30:04.841

**15** Yves Baltas Dallara F312 **21** Calan Williams Dallara F312  
Campos Racing Fortec Motorsport

Lap D	Time	Sector 1	Sector 2	Sector 3	T. Spd	Elapsed	Lap D	Time	Sector 1	Sector 2	Sector 3	T. Spd	Elapsed
1	2:25.426	46.022	1:02.277	37.127	244.3	2:25.426	1	2:25.134	45.050	1:02.796	37.288	247.1	2:25.134
2	2:18.854	40.957	1:00.499	37.398	245.4	4:44.280	2	2:20.657	41.321	1:02.302	37.034	240.0	4:45.791
3	2:17.988	39.911	1:01.036	37.041	248.8	7:02.268	3	2:17.127	40.228	59.696	37.203	245.4	7:02.918
4	2:16.579	40.204	59.454	36.921	247.1	9:18.847	4	2:16.587	39.760	59.844	36.983	248.2	9:19.505
5	2:17.267	40.268	59.874	37.125	246.5	11:36.114	5	2:16.937	39.885	1:00.145	36.907	248.8	11:36.442
6	2:17.699	40.643	59.667	37.389	241.0	13:53.813	6	2:17.516	40.380	1:00.075	37.061	241.0	13:53.958
7	2:17.982	40.901	59.553	37.528	241.0	16:11.795	7	2:17.927	40.762	1:00.102	37.063	242.6	16:11.885
8	2:17.631	40.710	59.354	37.567	241.6	18:29.426	8	2:17.614	40.671	59.903	37.040	241.6	18:29.499
9	2:17.337	40.648	59.458	37.231	241.0	20:46.763	9	2:18.035	40.561	1:00.417	37.057	240.5	20:47.534
10	2:18.277	40.892	1:00.411	36.974	243.7	23:05.040	10	2:16.863	40.000	59.615	37.248	243.2	23:04.397
11	2:17.159	40.238	59.931	36.990	247.1	25:22.199	11	2:16.986	40.583	59.326	37.077	240.0	25:21.383
12	2:17.898	40.596	1:00.059	37.243	243.7	27:40.097	12	2:18.301	40.410	1:00.509	37.382	240.5	27:39.684
13	2:17.436	40.045	59.746	37.645	247.7	29:57.533	13	2:17.918	40.430	1:00.401	37.087	238.4	29:57.602





**Spa Francorchamps**  
**Euroformula Open**  
**Race - 2**  
**Lap Analysis**



**28**

Cameron Das

Dallara F312

Carlin Motorsport

Lap D	Time	Sector 1	Sector 2	Sector 3	T. Spd	Elapsed
1	2:22.302	44.351	1:01.238	36.713	244.8	2:22.302
2	2:17.635	40.177	1:00.541	36.917	252.3	4:39.937
3	2:16.011	<b>39.772</b>	59.256	36.983	248.2	6:55.948
4	2:18.001	40.351	1:00.883	36.767	241.0	9:13.949
5	2:15.607	39.957	59.224	<b>36.426</b>	246.5	11:29.556
6	2:15.563	40.087	58.709	36.767	244.8	13:45.119
7	<b>2:15.336</b>	39.951	<b>58.707</b>	36.678	247.7	16:00.455
8	2:15.413	39.838	58.882	36.693	250.0	18:15.868
9	2:16.048	39.804	59.325	36.919	254.1	20:31.916
10	2:15.735	39.995	58.920	36.820	251.7	22:47.651
11	2:17.029	40.289	59.664	37.076	243.2	25:04.680
12	2:17.296	40.366	1:00.328	36.602	245.4	27:21.976
13	2:16.641	40.345	59.529	36.767	240.0	29:38.617

**34**

Matheus Iorio

Dallara F312

Carlin Motorsport

Lap D	Time	Sector 1	Sector 2	Sector 3	T. Spd	Elapsed
1	2:21.874	44.014	1:01.050	36.810	250.0	2:21.874
2	2:17.303	40.379	1:00.148	36.776	243.7	4:39.177
3	2:17.295	40.470	1:00.004	36.821	241.6	6:56.472
4	2:16.014	39.766	59.221	37.027	246.5	9:12.486
5	2:15.724	40.285	58.685	36.754	241.0	11:28.210
6	2:15.796	40.265	58.677	36.854	240.5	13:44.006
7	<b>2:15.588</b>	40.139	<b>58.638</b>	36.811	242.6	15:59.594
8	2:15.743	40.099	58.750	36.894	244.8	18:15.337
9	2:17.003	40.309	59.847	36.847	241.0	20:32.340
10	2:16.495	<b>39.669</b>	1:00.090	36.736	242.6	22:48.835
11	2:16.266	40.198	59.199	36.869	243.7	25:05.101
12	2:17.292	39.859	59.818	37.615	244.3	27:22.393
13	2:17.062	39.989	1:00.345	<b>36.728</b>	248.2	29:39.455

**77**

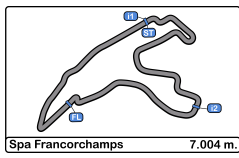
Guilherme Samaia

Dallara F312

RP Motorsport

Lap D	Time	Sector 1	Sector 2	Sector 3	T. Spd	Elapsed
1	2:22.003	43.507	1:01.092	37.404	247.1	2:22.003
2	2:17.674	40.181	59.837	37.656	246.5	4:39.677
3	2:17.336	40.107	1:00.498	<b>36.731</b>	244.3	6:57.013
4	<b>2:16.017</b>	40.102	59.173	36.742	248.8	9:13.030
5	2:16.894	40.095	59.558	37.241	248.8	11:29.924
6	2:16.414	<b>39.863</b>	59.614	36.937	248.2	13:46.338
7	2:16.493	40.032	59.516	36.945	245.4	16:02.831
8	2:17.521	40.495	59.862	37.164	246.5	18:20.352
9	2:16.550	40.221	59.414	36.915	247.7	20:36.902
10	2:16.402	40.271	59.245	36.886	243.7	22:53.304
11	2:16.191	40.241	<b>59.159</b>	36.791	244.8	25:09.495
12	2:17.134	40.339	59.682	37.113	244.8	27:26.629
13	2:16.379	39.971	59.548	36.860	246.5	29:43.008





**Spa Francorchamps**  
**Euroformula Open**  
**Race - 2**  
**Analysis by Lap**



**Num Lap Time Gap**

**Lap 1**

4	2:18.840	
10	2:19.375	00.535
18	2:19.923	01.083
11	2:20.418	01.578
34	2:21.874	03.034
77	2:22.003	03.163
28	2:22.302	03.462
7	2:24.124	05.284
1	2:24.336	05.496
12	2:24.524	05.684
8	2:24.913	06.073
21	2:25.134	06.294
15	2:25.426	06.586
3	2:26.504	07.664
19	2:26.822	07.982

**Num Lap Time Gap**

**Lap 2**

4	2:16.478	
10	2:16.659	00.716
18	2:16.872	01.477
11	2:16.842	01.942
34	2:17.303	03.859
77	2:17.674	04.359
28	2:17.635	04.619
1	2:17.137	06.155
12	2:17.773	06.979
7	2:18.636	07.442
8	2:18.271	07.866
3	2:17.509	08.695
15	2:18.854	08.962
19	2:18.817	10.321
21	2:20.657	10.473

**Num Lap Time Gap**

**Lap 3**

4	2:16.004	
10	2:16.033	00.745
18	2:15.960	01.433
11	2:15.953	01.891

28	2:16.011	04.626
34	2:17.295	05.150
77	2:17.336	05.691
1	2:16.227	06.378
12	2:16.725	07.700
7	2:17.092	08.530
8	2:17.229	09.091
3	2:17.475	10.166
15	2:17.988	10.946
21	2:17.127	11.596
19	2:19.018	13.335

**Num Lap Time Gap**

**Lap 4**

4	2:15.610	
10	2:15.712	00.847
18	2:15.556	01.379
11	2:15.706	01.987
34	2:16.014	05.554
77	2:16.017	06.098
28	2:18.001	07.017
1	2:16.643	07.411
12	2:16.405	08.495
7	2:16.624	09.544
8	2:16.480	09.961
3	2:16.354	10.910
15	2:16.579	11.915
21	2:16.587	12.573
19	2:17.519	15.244

**Num Lap Time Gap**

**Lap 5**

4	2:15.288	
10	2:15.817	01.376
18	2:15.642	01.733
11	2:15.317	02.016
34	2:15.724	05.990
28	2:15.607	07.336
77	2:16.894	07.704
1	2:16.214	08.337
12	2:16.270	09.477
8	2:15.874	10.547

7	2:16.868	11.124
3	2:16.213	11.835
15	2:17.267	13.894
21	2:16.937	14.222
19	2:17.713	17.669

**Num Lap Time Gap**

**Lap 6**

4	2:15.491	
11	2:15.343	01.868
18	2:16.882	03.124
10	2:17.568	03.453
34	2:15.796	06.295
28	2:15.563	07.408
77	2:16.414	08.627
1	2:16.239	09.085
12	2:16.268	10.254
8	2:16.282	11.338
7	2:16.237	11.870
3	2:16.539	12.883
15	2:17.699	16.102
21	2:17.516	16.247
19	2:17.604	19.782

**Num Lap Time Gap**

**Lap 7**

4	2:15.555	
11	2:15.584	01.897
10	2:15.672	03.570
18	2:16.757	04.326
34	2:15.588	06.328
28	2:15.336	07.189
77	2:16.493	09.565
1	2:16.423	09.953
12	2:16.167	10.866
8	2:15.669	11.452
7	2:16.433	12.748
3	2:16.419	13.747
15	2:17.982	18.529
21	2:17.927	18.619
19	2:18.051	22.278

**Num Lap Time Gap**

**Lap 8**

4	2:15.188	
11	2:15.303	02.012
10	2:15.828	04.210
18	2:15.461	04.599
34	2:15.743	06.883
28	2:15.413	07.414
1	2:15.883	10.648
77	2:17.521	11.898
12	2:16.783	12.461
8	2:16.471	12.735
7	2:16.863	14.423
3	2:16.530	15.089
15	2:17.631	20.972
21	2:17.614	21.045
19	2:18.145	25.235

**Num Lap Time Gap**

**Lap 9**

4	2:15.523	
11	2:15.931	02.420
10	2:16.494	05.181
18	2:16.872	05.948
28	2:16.048	07.939
34	2:17.003	08.363
1	2:16.333	11.458
77	2:16.550	12.925
12	2:17.211	14.149
8	2:17.429	14.641
7	2:17.012	15.912
3	2:17.079	16.645
15	2:17.337	22.786
21	2:18.035	23.557
19	2:17.788	27.500

**Num Lap Time Gap**

**Lap 10**

4	2:15.717	
11	2:15.710	02.413
10	2:16.422	05.886
18	2:16.137	06.368

**Num Lap Time Gap**

**Lap 11**

28	2:15.735	07.957
34	2:16.495	09.141
1	2:16.028	11.769
77	2:16.402	13.610
12	2:16.477	14.909
8	2:16.514	15.438
3	2:17.008	17.936
7	2:18.948	19.143
21	2:16.863	24.703
15	2:18.277	25.346
19	2:18.531	30.314

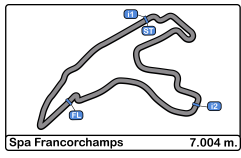
**Num Lap Time Gap**

**Lap 12**

4	2:15.772	
11	2:15.388	02.001
10	2:15.919	06.882
18	2:16.350	08.074
28	2:17.296	11.211
34	2:17.292	11.628
1	2:17.907	15.070
77	2:17.134	15.864
12	2:17.110	18.519
8	2:17.334	19.043







**Spa Francorchamps**  
**Euroformula Open**  
**Race - 2**  
**Analysis by Lap**



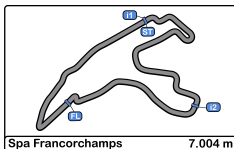
3	2:17.236	21.283
7	2:17.828	23.459
21	2:18.301	28.919
15	2:17.898	29.332
19	2:18.042	35.511

Num	Lap Time	Gap
-----	----------	-----

**Lap 13**

4	2:16.042	
11	2:15.510	01.469
10	2:16.209	07.049
18	2:15.846	07.878
28	2:16.641	11.810
34	2:17.062	12.648
1	2:16.992	16.020
77	2:16.379	16.201
12	2:16.961	19.438
8	2:17.153	20.154
3	2:18.127	23.368
7	2:18.340	25.757
15	2:17.436	30.726
21	2:17.918	30.795
19	2:18.565	38.034



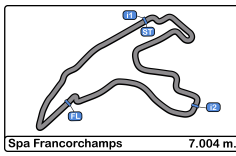


**Spa Francorchamps**  
**Euroformula Open**  
**Race - 2**  
**Best Sectors Results**



Sector - 1				Sector - 2				Sector - 3				Ideal Lap vs Best Lap				
Clas	Nº	Driver	Time	Nº	Driver	Time	Nº	Driver	Time	Clas	Nº	Driver	Ideal Lap	Best Lap	Clas	
1	11	Alex Karkosik	39.640	4	Felipe Drugovich	57.881	28	Cameron Das	36.426	1	11	Alex Karkosik	2:14.316	2:15.271	2	
2	1	Leonard Hoogenboom	39.662	11	Alex Karkosik	58.086	18	Marcos Siebert	36.516	2	28	Cameron Das	2:14.905	2:15.336	3	
3	34	Matheus Iorio	39.669	18	Marcos Siebert	58.529	11	Alex Karkosik	36.590	3	4	Felipe Drugovich	2:14.930	2:15.188	1	
4	8	Lukas Dunner	39.738	10	Bent Viscaal	58.567	1	Leonard Hoogenboom	36.637	4	18	Marcos Siebert	2:14.954	2:15.461	4	
5	21	Calan Williams	39.760	34	Matheus Iorio	58.638	3	Michael Benyahia	36.668	5	34	Matheus Iorio	2:15.035	2:15.588	5	
6	28	Cameron Das	39.772	28	Cameron Das	58.707	10	Bent Viscaal	36.716	6	1	Leonard Hoogenboom	2:15.143	2:15.883	8	
7	77	Guilherme Samaia	39.863	12	Christian Hahn	58.752	4	Felipe Drugovich	36.725	7	8	Lukas Dunner	2:15.298	2:15.669	6	
8	18	Marcos Siebert	39.909	8	Lukas Dunner	58.784	34	Matheus Iorio	36.728	8	10	Bent Viscaal	2:15.382	2:15.672	7	
9	15	Yves Baltas	39.911	1	Leonard Hoogenboom	58.844	77	Guilherme Samaia	36.731	9	3	Michael Benyahia	2:15.692	2:16.213	11	
10	3	Michael Benyahia	39.976	3	Michael Benyahia	59.048	8	Lukas Dunner	36.776	10	77	Guilherme Samaia	2:15.753	2:16.017	9	
11	7	Jannes Fittje	40.000	77	Guilherme Samaia	59.159	7	Jannes Fittje	36.804	11	12	Christian Hahn	2:15.855	2:16.167	10	
12	10	Bent Viscaal	40.099	7	Jannes Fittje	59.204	12	Christian Hahn	36.858	12	21	Calan Williams	2:15.993	2:16.587	14	
13	19	Aldo Festante	40.181	21	Calan Williams	59.326	21	Calan Williams	36.907	13	7	Jannes Fittje	2:16.008	2:16.237	12	
14	12	Christian Hahn	40.245	15	Yves Baltas	59.354	15	Yves Baltas	36.921	14	15	Yves Baltas	2:16.186	2:16.579	13	
15	4	Felipe Drugovich	40.324	19	Aldo Festante	59.548	19	Aldo Festante	37.278	15	19	Aldo Festante	2:17.007	2:17.519	15	



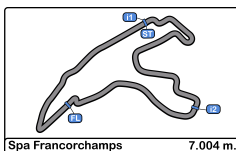


Spa Francorchamps  
Euroformula Open  
Race - 2  
Leader Sequence



<u>Nº</u>	<u>Entrant</u>	<u>Nat</u>	<u>Driver</u>	<u>Nat</u>	<u>Cat</u>	<u>Chassis</u>	<u>Team</u>	<u>Start Lap</u>	<u>End Lap</u>	<u>Laps</u>	<u>Total Laps</u>
4	RP Motorsport	ITA	Felipe Drugovich	BRA		Dallara F312	RP Motorsport	1	13	13	13



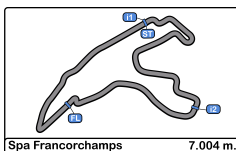


Spa Francorchamps  
Euroformula Open  
Race - 2  
Best 5 Lap Times



Cls	Nº	Entrant	Nat	Driver	Nat	Cat	Cls	Chassis	Team	Best 1		Best 2		Best 3		Best 4		Best 5	
										Time	Lap	Time	Lap	Time	Lap	Time	Lap	Time	Lap
1	4	RP Motorsport	ITA	Felipe Drugovich	BRA			Dallara F312	RP Motorsport	<b>2:15.188</b>	8	2:15.288	5	2:15.299	11	2:15.491	6	2:15.523	9
2	11	Campos Racing	ESP	Alex Karkosik	POL			Dallara F312	Campos Racing	<b>2:15.271</b>	11	2:15.303	8	2:15.317	5	2:15.343	6	2:15.388	12
3	28	Carlin Motorsport	GBR	Cameron Das	USA			Dallara F312	Carlin Motorsport	<b>2:15.336</b>	7	2:15.413	8	2:15.563	6	2:15.607	5	2:15.735	10
4	18	Campos Racing	ESP	Marcos Siebert	ARG			Dallara F312	Campos Racing	<b>2:15.461</b>	8	2:15.556	4	2:15.642	5	2:15.846	13	2:15.960	3
5	34	Carlin Motorsport	GBR	Matheus Iorio	BRA			Dallara F312	Carlin Motorsport	<b>2:15.588</b>	7	2:15.724	5	2:15.743	8	2:15.796	6	2:16.014	4
6	8	Drivex School	ESP	Lukas Dunner	AUT	R	1	Dallara F312	Drivex School	<b>2:15.669</b>	7	2:15.874	5	2:16.282	6	2:16.471	8	2:16.480	4
7	10	RACE	ESP	Bent Viscaal	NLD	R	2	Dallara F312	Teo Martin Motorsport	<b>2:15.672</b>	7	2:15.712	4	2:15.817	5	2:15.828	8	2:15.919	12
8	1	RP Motorsport	ITA	Leonard Hoogenboom	NLD	R	3	Dallara F312	RP Motorsport	<b>2:15.883</b>	8	2:16.028	10	2:16.214	5	2:16.227	3	2:16.239	6
9	77	RP Motorsport	ITA	Guilherme Samaia	BRA			Dallara F312	RP Motorsport	<b>2:16.017</b>	4	2:16.191	11	2:16.379	13	2:16.402	10	2:16.414	6
10	12	Drivex School	ESP	Christian Hahn	BRA			Dallara F312	Drivex School	<b>2:16.167</b>	7	2:16.268	6	2:16.270	5	2:16.405	4	2:16.477	10
11	3	RP Motorsport	ITA	Michael Benyahia	MAR	R	4	Dallara F312	RP Motorsport	<b>2:16.213</b>	5	2:16.354	4	2:16.419	7	2:16.530	8	2:16.539	6
12	7	Drivex School	ESP	Jannes Fittje	DEU			Dallara F312	Drivex School	<b>2:16.237</b>	6	2:16.433	7	2:16.624	4	2:16.863	8	2:16.868	5
13	15	Campos Racing	ESP	Yves Baltas	USA	R	5	Dallara F312	Campos Racing	<b>2:16.579</b>	4	2:17.159	11	2:17.267	5	2:17.337	9	2:17.436	13
14	21	Fortec Motorsport	GBR	Calan Williams	AUS			Dallara F312	Fortec Motorsport	<b>2:16.587</b>	4	2:16.863	10	2:16.937	5	2:16.986	11	2:17.127	3
15	19	Fortec Motorsport	GBR	Aldo Festante	ITA	R	6	Dallara F312	Fortec Motorsport	<b>2:17.519</b>	4	2:17.604	6	2:17.713	5	2:17.788	9	2:18.042	12



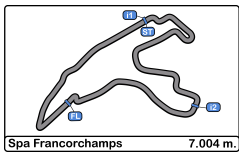


Spa Francorchamps  
Euroformula Open  
Race - 2  
Best 5 Top Speeds



Cls	Nº	Entrant	Nat	Driver	Nat	Cat	Cls	Chassis	Team	Top 1		Top 2		Top 3		Top 4		Top 5		Avg
										Km/h	Lap	Km/h	Lap	Km/h	Lap	Km/h	Lap	Km/h	Lap	
1	1	RP Motorsport	ITA	Leonard Hoogenboom	NLD	R	1	Dallara F312	RP Motorsport	254.7	5	253.5	4	251.7	7	248.8	6	248.2	1	251.4
2	28	Carlin Motorsport	GBR	Cameron Das	USA			Dallara F312	Carlin Motorsport	254.1	9	252.3	2	251.7	10	250.0	8	248.2	3	251.2
3	34	Carlin Motorsport	GBR	Matheus Iorio	BRA			Dallara F312	Carlin Motorsport	250.0	1	248.2	13	246.5	4	244.8	8	244.3	12	246.8
4	12	Drivex School	ESP	Christian Hahn	BRA			Dallara F312	Drivex School	249.4	1	248.2	2	247.1	8	244.8	3	244.8	4	246.9
5	7	Drivex School	ESP	Jannes Fittje	DEU			Dallara F312	Drivex School	248.8	7	248.2	1	247.1	6	246.0	5	244.8	4	247.0
6	8	Drivex School	ESP	Lukas Dunner	AUT	R	2	Dallara F312	Drivex School	248.8	11	248.2	3	247.7	5	247.1	4	246.5	7	247.7
7	15	Campos Racing	ESP	Yves Baltas	USA	R	3	Dallara F312	Campos Racing	248.8	3	247.7	13	247.1	4	247.1	11	246.5	5	247.4
8	21	Fortec Motorsport	GBR	Calan Williams	AUS			Dallara F312	Fortec Motorsport	248.8	5	248.2	4	247.1	1	245.4	3	243.2	10	246.5
9	77	RP Motorsport	ITA	Guilherme Samaia	BRA			Dallara F312	RP Motorsport	248.8	4	248.8	5	248.2	6	247.7	9	247.1	1	248.1
10	3	RP Motorsport	ITA	Michael Benyahia	MAR	R	4	Dallara F312	RP Motorsport	248.2	10	247.7	3	247.1	8	246.5	5	246.0	6	247.1
11	18	Campos Racing	ESP	Marcos Siebert	ARG			Dallara F312	Campos Racing	248.2	5	247.7	11	246.5	8	246.5	10	244.3	2	246.6
12	11	Campos Racing	ESP	Alex Karkosik	POL			Dallara F312	Campos Racing	246.0	4	245.4	3	244.3	2	244.3	5	243.2	6	244.6
13	10	RACE	ESP	Bent Viscaal	NLD	R	5	Dallara F312	Teo Martin Motorsport	245.4	4	244.8	5	244.3	2	244.3	3	243.7	7	244.5
14	19	Fortec Motorsport	GBR	Aldo Festante	ITA	R	6	Dallara F312	Fortec Motorsport	242.1	4	241.6	2	241.0	5	240.0	1	239.4	7	240.8
15	4	RP Motorsport	ITA	Felipe Drugovich	BRA			Dallara F312	RP Motorsport	238.9	8	238.4	5	238.4	7	238.4	9	237.8	4	238.4



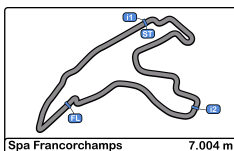


Spa Francorchamps  
Euroformula Open  
Race - 2  
Fastest Laps Sequence



Lap	Time of Day	Session Time	Nº	Entrant	Nat	Driver	Nat	Cat	Chassis	Team	Time	Km/h
2	13:28:38.766	4:35.766	4	RP Motorsport	ITA	Felipe Drugovich	BRA		Dallara F312	RP Motorsport	<b>2:16.478</b>	184.7
3	13:30:54.771	6:51.771	4	RP Motorsport	ITA	Felipe Drugovich	BRA		Dallara F312	RP Motorsport	<b>2:16.004</b>	185.3
3	13:30:56.204	6:53.204	18	Campos Racing	ESP	Marcos Siebert	ARG		Dallara F312	Campos Racing	<b>2:15.960</b>	185.4
3	13:30:56.661	6:53.661	11	Campos Racing	ESP	Alex Karkosik	POL		Dallara F312	Campos Racing	<b>2:15.953</b>	185.4
4	13:33:10.381	9:07.381	4	RP Motorsport	ITA	Felipe Drugovich	BRA		Dallara F312	RP Motorsport	<b>2:15.610</b>	185.9
4	13:33:11.760	9:08.760	18	Campos Racing	ESP	Marcos Siebert	ARG		Dallara F312	Campos Racing	<b>2:15.556</b>	186.0
5	13:35:25.668	11:22.668	4	RP Motorsport	ITA	Felipe Drugovich	BRA		Dallara F312	RP Motorsport	<b>2:15.288</b>	186.3
8	13:42:11.902	18:08.902	4	RP Motorsport	ITA	Felipe Drugovich	BRA		Dallara F312	RP Motorsport	<b>2:15.188</b>	186.5



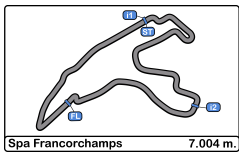


Spa Francorchamps  
Euroformula Open  
Race - 2  
Event Best Maximum Speed



Nº	Entrant	Nat	Driver	Nat	Cat	Clas	Chassis	Team	Km/h	Session
1	RP Motorsport	ITA	Leonard Hoogenboom	NLD	R	1	Dallara F312	RP Motorsport	254.7	Race - 2
28	Carlin Motorsport	GBR	Cameron Das	USA			Dallara F312	Carlin Motorsport	254.1	Race - 2
3	RP Motorsport	ITA	Michael Benyahia	MAR	R	2	Dallara F312	RP Motorsport	250.5	Race - 1
34	Carlin Motorsport	GBR	Matheus Iorio	BRA			Dallara F312	Carlin Motorsport	250.0	Race - 2
12	Drivex School	ESP	Christian Hahn	BRA			Dallara F312	Drivex School	249.4	Race - 2
4	RP Motorsport	ITA	Felipe Drugovich	BRA			Dallara F312	RP Motorsport	248.8	Race - 1
18	Campos Racing	ESP	Marcos Siebert	ARG			Dallara F312	Campos Racing	248.8	Race - 1
15	Campos Racing	ESP	Yves Baltas	USA	R	3	Dallara F312	Campos Racing	248.8	Race - 2
77	RP Motorsport	ITA	Guilherme Samaia	BRA			Dallara F312	RP Motorsport	248.8	Race - 2
21	Fortec Motorsport	GBR	Calan Williams	AUS			Dallara F312	Fortec Motorsport	248.8	Race - 2
7	Drivex School	ESP	Jannes Fittje	DEU			Dallara F312	Drivex School	248.8	Race - 2
8	Drivex School	ESP	Lukas Dunner	AUT	R	4	Dallara F312	Drivex School	248.8	Race - 2
19	Fortec Motorsport	GBR	Aldo Festante	ITA	R	5	Dallara F312	Fortec Motorsport	246.0	Race - 1
10	RACE	ESP	Bent Viscaal	NLD	R	6	Dallara F312	Teo Martin Motorsport	246.0	Race - 1
11	Campos Racing	ESP	Alex Karkosik	POL			Dallara F312	Campos Racing	246.0	Race - 2





Spa Francorchamps  
Euroformula Open  
Race - 2  
Lap Chart

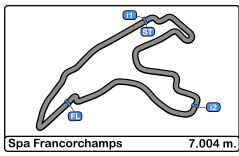


LAP

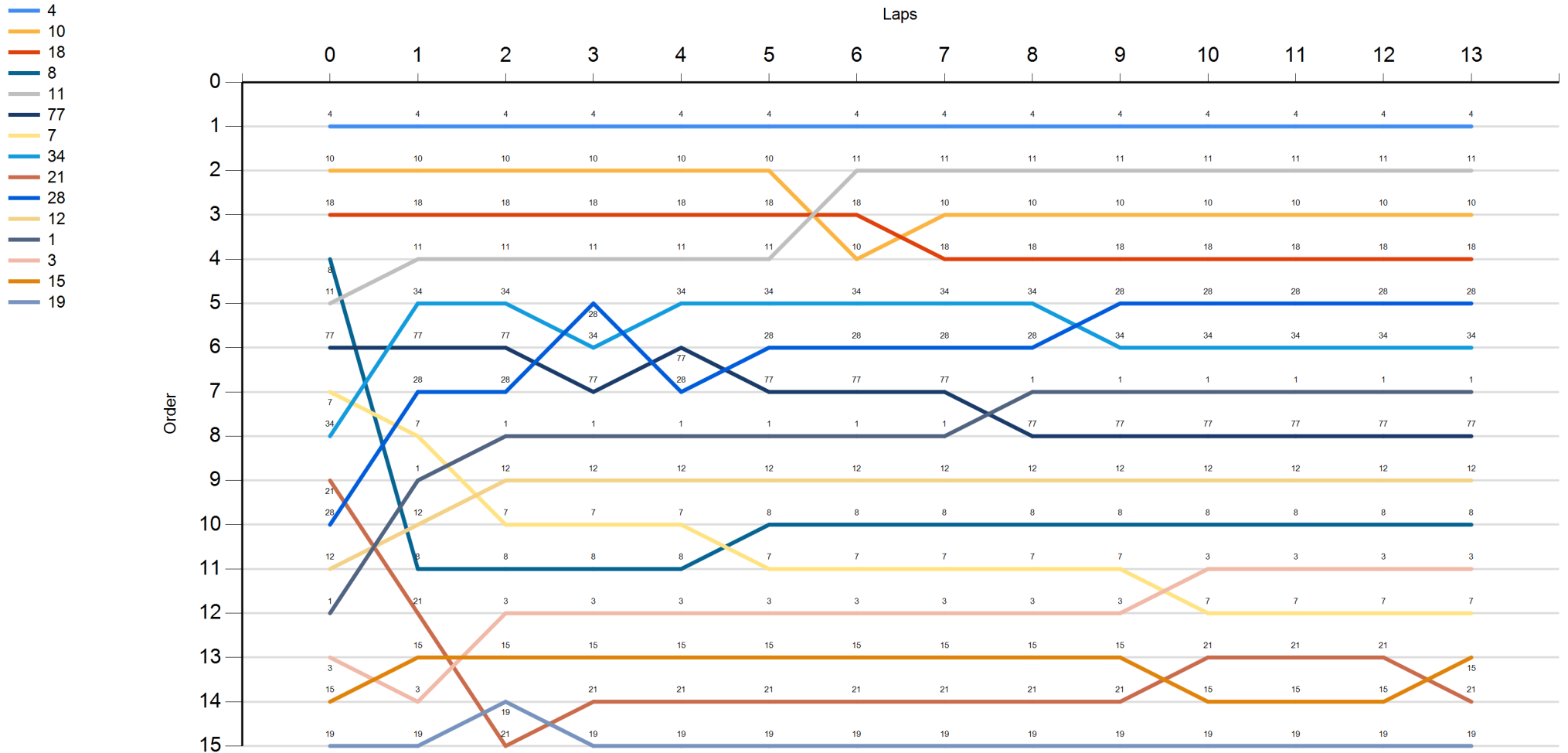
Nr	Pos	Grid	1	2	3	4	5	6	7	8	9	10	11	12	13
4	<b>1</b>	4	4	4	4	4	4	4	4	4	4	4	4	4	4
10	<b>2</b>	10	10	10	10	10	10	11	11	11	11	11	11	11	11
18	<b>3</b>	18	18	18	18	18	18	18	10	10	10	10	10	10	10
8	<b>4</b>	8	11	11	11	11	11	10	18	18	18	18	18	18	18
11	<b>5</b>	11	34	34	28	34	34	34	34	34	28	28	28	28	28
77	<b>6</b>	77	77	77	34	77	28	28	28	28	34	34	34	34	34
7	<b>7</b>	7	28	28	77	28	77	77	77	1	1	1	1	1	1
34	<b>8</b>	34	7	1	1	1	1	1	1	77	77	77	77	77	77
21	<b>9</b>	21	1	12	12	12	12	12	12	12	12	12	12	12	12
28	<b>10</b>	28	12	7	7	7	8	8	8	8	8	8	8	8	8
12	<b>11</b>	12	8	8	8	8	7	7	7	7	7	3	3	3	3
1	<b>12</b>	1	21	3	3	3	3	3	3	3	3	7	7	7	7
3	<b>13</b>	3	15	15	15	15	15	15	15	15	15	21	21	21	15
15	<b>14</b>	15	3	19	21	21	21	21	21	21	21	15	15	15	21
19	<b>15</b>	19	19	21	19	19	19	19	19	19	19	19	19	19	19

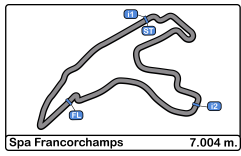






Spa Francorchamps  
Euroformula Open  
Race - 2  
Graphic Lap Chart

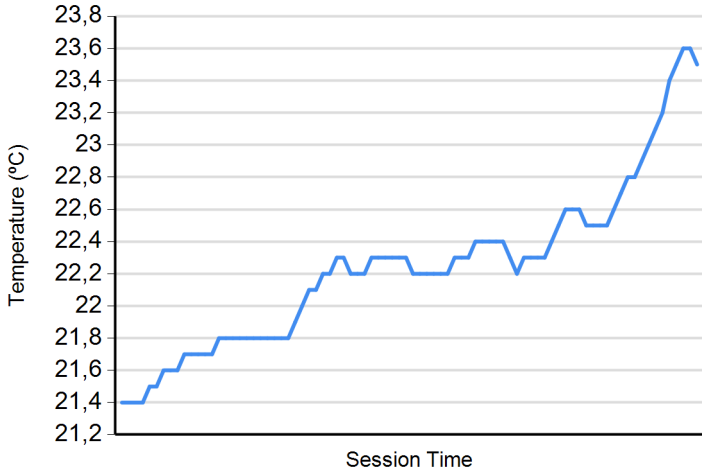




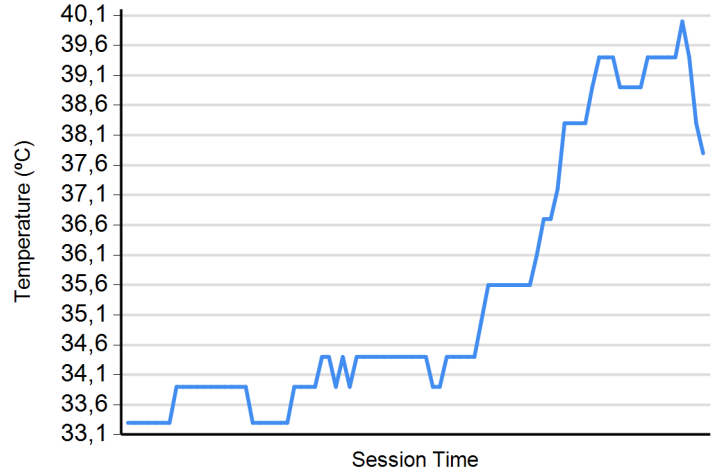
**Spa Francorchamps**  
**Euroformula Open**  
**Race - 2**  
**Weather Report**



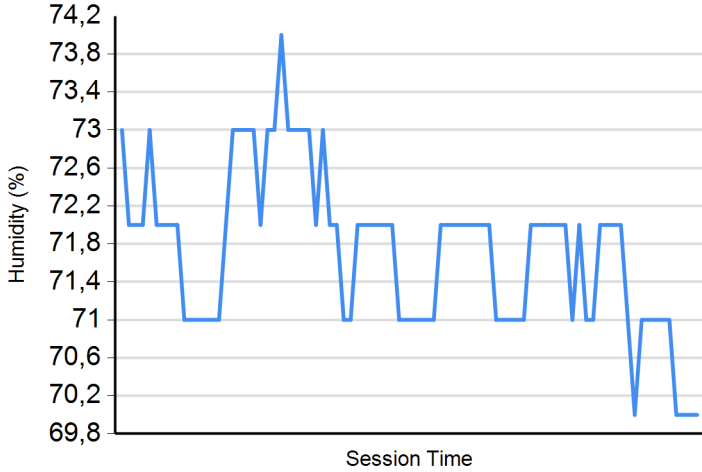
**Air Temperature**



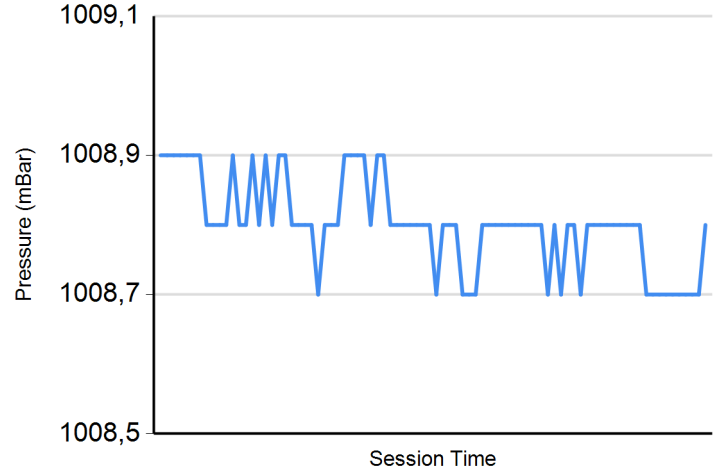
**Track Temperature**



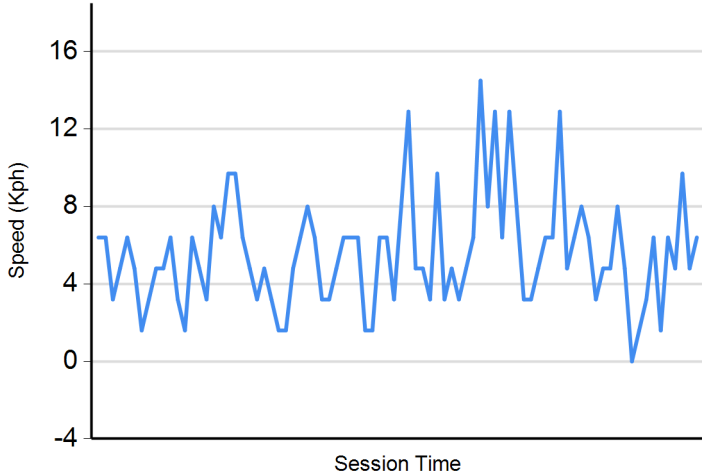
**Humidity**



**Pressure**



**Wind Speed**



**Wind direction**

North = 0°/360° Est = 90° South = 180° West = 270°

