

Spa Francorchamps
Euroformula Open
Free Practice - 1
Provisional Results



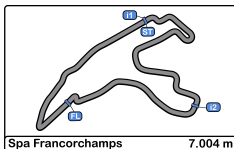
Clas	Nº	Entrant	Nat	Driver	Nat	Cat	Clas	Chassis	Team	Laps	Best	Time	Gap	Interval	Km/h
1	11	Campos Racing	ESP	Alex Karkosik	POL			Dallara F312	Campos Racing	10	10	2:14.692			187.2
2	4	RP Motorsport	ITA	Felipe Drugovich	BRA			Dallara F312	RP Motorsport	13	12	2:15.015	0.323	0.323	186.7
3	34	Carlin Motorsport	GBR	Matheus Iorio	BRA			Dallara F312	Carlin Motorsport	11	8	2:15.465	0.773	0.450	186.1
4	28	Carlin Motorsport	GBR	Cameron Das	USA			Dallara F312	Carlin Motorsport	11	8	2:15.585	0.893	0.120	185.9
5	7	Drivex School	ESP	Jannes Fittje	DEU			Dallara F312	Drivex School	13	12	2:15.707	1.015	0.122	185.8
6	8	Drivex School	ESP	Lukas Dunner	AUT	R	1	Dallara F312	Drivex School	11	9	2:15.776	1.084	0.069	185.7
7	1	RP Motorsport	ITA	Leonard Hoogenboom	NLD	R	2	Dallara F312	RP Motorsport	12	11	2:16.250	1.558	0.474	185.0
8	12	Drivex School	ESP	Christian Hahn	BRA			Dallara F312	Drivex School	13	12	2:16.272	1.580	0.022	185.0
9	3	RP Motorsport	ITA	Michael Benyahia	MAR	R	3	Dallara F312	RP Motorsport	11	6	2:16.340	1.648	0.068	184.9
10	15	Campos Racing	ESP	Yves Baltas	USA	R	4	Dallara F312	Campos Racing	13	9	2:17.012	2.320	0.672	184.0
11	77	RP Motorsport	ITA	Guilherme Samaia	BRA			Dallara F312	RP Motorsport	11	8	2:17.283	2.591	0.271	183.6
12	10	RACE	ESP	Bent Viscaal	NLD	R	5	Dallara F312	Teo Martin Motorsport	11	10	2:17.329	2.637	0.046	183.6
13	21	Fortec Motorsport	GBR	Calan Williams	AUS			Dallara F312	Fortec Motorsport	11	9	2:17.662	2.970	0.333	183.1
14	19	Fortec Motorsport	GBR	Aldo Festante	ITA	R	6	Dallara F312	Fortec Motorsport	9	6	2:18.062	3.370	0.400	182.6
15	18	Campos Racing	ESP	Marcos Siebert	ARG			Dallara F312	Campos Racing	3	2	2:47.033	32.341	28.971	150.9

Published at:.....

Track Temp: 23.9 °C Air Temp: 18.9 °C Humidity: 85 % Track Status: DRY

Stewards:	Race Director:	Timekeeper: 
-----------	----------------	---





Spa Francorchamps
Euroformula Open
Free Practice - 1
Provisional Results by Class



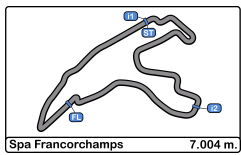
Clas	Nº	Entrant	Nat	Driver	Nat	Cat	Clas	Chassis	Team	Laps	Best	Time	Gap	Interval	Km/h
1	11	Campos Racing	ESP	Alex Karkosik	POL			Dallara F312	Campos Racing	10	10	2:14.692			187.2
2	4	RP Motorsport	ITA	Felipe Drugovich	BRA			Dallara F312	RP Motorsport	13	12	2:15.015	0.323	0.323	186.7
3	34	Carlin Motorsport	GBR	Matheus Iorio	BRA			Dallara F312	Carlin Motorsport	11	8	2:15.465	0.773	0.450	186.1
4	28	Carlin Motorsport	GBR	Cameron Das	USA			Dallara F312	Carlin Motorsport	11	8	2:15.585	0.893	0.120	185.9
5	7	Drivex School	ESP	Jannes Fittje	DEU			Dallara F312	Drivex School	13	12	2:15.707	1.015	0.122	185.8
6	12	Drivex School	ESP	Christian Hahn	BRA			Dallara F312	Drivex School	13	12	2:16.272	1.580	0.565	185.0
7	77	RP Motorsport	ITA	Guilherme Samaia	BRA			Dallara F312	RP Motorsport	11	8	2:17.283	2.591	1.011	183.6
8	21	Fortec Motorsport	GBR	Calan Williams	AUS			Dallara F312	Fortec Motorsport	11	9	2:17.662	2.970	0.379	183.1
9	18	Campos Racing	ESP	Marcos Siebert	ARG			Dallara F312	Campos Racing	3	2	2:47.033	32.341	29.371	150.9
Rookie															
1	8	Drivex School	ESP	Lukas Dunner	AUT	R	1	Dallara F312	Drivex School	11	9	2:15.776			185.7
2	1	RP Motorsport	ITA	Leonard Hoogenboom	NLD	R	2	Dallara F312	RP Motorsport	12	11	2:16.250	0.474	0.474	185.0
3	3	RP Motorsport	ITA	Michael Benyahia	MAR	R	3	Dallara F312	RP Motorsport	11	6	2:16.340	0.564	0.090	184.9
4	15	Campos Racing	ESP	Yves Baltas	USA	R	4	Dallara F312	Campos Racing	13	9	2:17.012	1.236	0.672	184.0
5	10	RACE	ESP	Bent Viscaal	NLD	R	5	Dallara F312	Teo Martin Motorsport	11	10	2:17.329	1.553	0.317	183.6
6	19	Fortec Motorsport	GBR	Aldo Festante	ITA	R	6	Dallara F312	Fortec Motorsport	9	6	2:18.062	2.286	0.733	182.6

Published at:.....

Track Temp: 23.9 °C Air Temp: 18.9 °C Humidity: 85 % Track Status: DRY

Stewards:	Race Director:	Timekeeper:





Spa Francorchamps
Euroformula Open
Free Practice - 1
Lap Analysis



1 Leonard Hoogenboom Dallara F312 7 Jannes Fittje Dallara F312
RP Motorsport Drivex School

Lap D	Time	Sector 1	Sector 2	Sector 3	T. Spd	Elapsed	Lap D	Time	Sector 1	Sector 2	Sector 3	T. Spd	Elapsed
1	9:04:07.273	9:02:06.469	1:19.141	41.663	166.9	9:04:07.273	1	9:03:11.837	9:01:16.146	1:15.377	40.314	178.5	9:03:11.837
2	2:27.417	42.862	1:06.483	38.072	231.7	9:06:34.690	2	2:25.859	43.253	1:04.768	37.838	230.7	9:05:37.696
3	2:20.894	41.123	1:02.491	37.280	236.3	9:08:55.584	3	2:19.788	41.427	1:01.171	37.190	234.7	9:07:57.484
4	2:18.340	40.417	1:00.862	37.061	240.5	9:11:13.924	4	2:17.924	40.897	59.946	37.081	236.3	9:10:15.408
5	2:17.359	40.310	1:00.127	36.922	241.6	9:13:31.283	5	2:16.916	40.758	59.374	36.784	237.3	9:12:32.324
6	2:16.962	40.181	1:00.010	36.771	244.8	9:15:48.245	6	2:16.231	40.493	58.712	37.026	242.1	9:14:48.555
7	2:25.925 P	40.299	1:00.248	45.378	242.1	9:18:14.170	7	2:25.272 P	40.701	59.543	45.028	237.8	9:17:13.827
8	5:49.570	4:01.812	1:07.834	39.924	197.8	9:24:03.740	8	5:37.112	3:50.037	1:09.385	37.690	224.5	9:22:50.939
9	2:17.325	40.356	1:00.340	36.629	242.1	9:26:21.065	9	2:16.757	40.912	58.738	37.107	235.2	9:25:07.696
10	2:18.073	40.154	1:00.248	37.671	243.2	9:28:39.138	10	2:16.121	40.715	58.367	37.039	236.8	9:27:23.817
11	2:16.250	40.223	59.138	36.889	241.0	9:30:55.388	11	2:15.885	40.576	58.402	36.907	237.3	9:29:39.702
12	4:15.627 P	2:12.812	1:04.153	58.662	228.3	9:35:11.015	12	2:15.707	40.579	58.248	36.880	240.0	9:31:55.409
13	3:07.086 P	1:01.639	1:10.381	55.066	196.7	9:35:02.495							

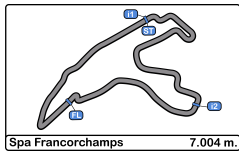
3 Michael Benyahia Dallara F312 8 Lukas Dunner Dallara F312
RP Motorsport Drivex School

Lap D	Time	Sector 1	Sector 2	Sector 3	T. Spd	Elapsed	Lap D	Time	Sector 1	Sector 2	Sector 3	T. Spd	Elapsed
1	9:02:57.653	9:01:04.512	1:12.532	40.609	187.8	9:02:57.653	1	9:04:12.562	9:02:16.436	1:14.769	41.357	187.1	9:04:12.562
2	2:26.259	44.182	1:03.962	38.115	218.1	9:05:23.912	2	2:24.213	42.273	1:03.886	38.054	233.7	9:06:36.775
3	2:20.220	41.543	1:01.092	37.585	232.7	9:07:44.132	3	2:20.708	41.326	1:01.813	37.569	237.8	9:08:57.483
4	2:17.472	40.864	59.583	37.025	236.3	9:10:01.604	4	2:18.083	40.779	1:00.267	37.037	241.0	9:11:15.566
5	2:17.095	40.822	59.267	37.006	237.8	9:12:18.699	5	2:24.908 P	40.769	59.697	44.442	241.6	9:13:40.474
6	2:16.340	40.796	58.704	36.840	238.9	9:14:35.039	6	7:26.745	5:43.319	1:05.412	38.014	209.7	9:21:07.219
7	2:32.257 P	40.777	1:01.664	49.816	238.4	9:17:07.296	7	2:18.171	41.021	59.846	37.304	234.2	9:23:25.390
8	7:13.951	5:36.577	59.972	37.402	228.8	9:24:21.247	8	2:17.195	40.852	59.175	37.168	236.3	9:25:42.585
9	2:16.936	40.884	58.891	37.161	235.8	9:26:38.183	9	2:15.776	40.603	58.382	36.791	236.8	9:27:58.361
10	2:16.570	40.837	58.605	37.128	236.3	9:28:54.753	10	2:15.888	40.637	58.254	36.997	237.8	9:30:14.249
11	2:29.976 P	40.644	58.691	50.641	237.3	9:31:24.729	11	2:39.236 P	42.942	1:04.574	51.720	227.3	9:32:53.485

4 Felipe Drugovich Dallara F312 10 Bent Viscaal Dallara F312
RP Motorsport Teo Martin Motorsport

Lap D	Time	Sector 1	Sector 2	Sector 3	T. Spd	Elapsed	Lap D	Time	Sector 1	Sector 2	Sector 3	T. Spd	Elapsed
1	9:03:02.516	9:01:12.491	1:10.726	39.299	195.6	9:03:02.516	1	9:03:50.956 P	9:01:06.086	1:32.918	1:11.952	136.1	9:03:50.956
2	2:27.041	44.019	1:03.526	39.496	227.3	9:05:29.557	2	6:18.093	4:08.827	1:20.317	48.949	164.1	9:10:09.049
3	2:19.135	40.928	1:01.020	37.187	239.4	9:07:48.692	3	2:47.524	50.731	1:12.452	44.341	181.8	9:12:56.573
4	2:17.229	40.849	59.464	36.916	237.3	9:10:05.921	4	2:37.390	46.776	1:08.900	41.714	193.8	9:15:33.963
5	2:16.105	40.581	58.714	36.810	240.5	9:12:22.026	5	2:32.995	45.102	1:07.527	40.366	210.5	9:18:06.958
6	2:15.355	40.534	58.118	36.703	240.5	9:14:37.381	6	2:26.815	43.714	1:04.356	38.745	213.8	9:20:33.773
7	2:23.315 P	40.555	58.409	44.351	241.0	9:17:00.696	7	2:23.257	42.762	1:02.708	37.787	207.6	9:22:57.030
8	5:23.166	3:41.558	1:04.259	37.349	147.7	9:22:23.862	8	2:33.760	48.333	1:07.905	37.522	165.6	9:25:30.790
9	2:17.303	40.620	59.963	36.720	237.8	9:24:41.165	9	2:18.799	41.196	1:00.513	37.090	235.8	9:27:49.589
10	2:15.275	40.664	57.584	37.027	236.8	9:26:56.440	10	2:17.329	40.713	59.504	37.112	236.8	9:30:06.918
11	2:15.158	40.703	57.494	36.961	235.8	9:29:11.598	11	2:49.107 P	58.461	1:00.857	49.789	223.6	9:32:56.025
12	2:15.015	40.593	57.525	36.897	236.8	9:31:26.613							
13	3:34.198 P	1:29.437	1:10.768	53.993	185.5	9:35:00.811							





Spa Francorchamps
Euroformula Open
Free Practice - 1
Lap Analysis



11

Alex Karkosik

Dallara F312

Campos Racing

Lap	D	Time	Sector 1	Sector 2	Sector 3	T. Spd	Elapsed
1		9:03:43.577	9:01:38.909	1:19.564	45.104	157.2	9:03:43.577
2		2:59.203 P	48.673	1:13.082	57.448	202.6	9:06:42.780
3		7:45.107	6:00.792	1:05.714	38.601	223.1	9:14:27.887
4		2:20.218	41.345	1:01.586	37.287	233.2	9:16:48.105
5		2:18.147	40.846	59.949	37.352	234.2	9:19:06.252
6		2:17.579	40.970	59.594	37.015	234.7	9:21:23.831
7		2:16.375	40.676	58.843	36.856	236.3	9:23:40.206
8		2:15.473	40.563	58.127	36.783	236.3	9:25:55.679
9		2:15.662	40.481	58.432	36.749	236.8	9:28:11.341
10		2:14.692	40.300	58.026	36.366	240.0	9:30:26.033

12

Christian Hahn

Dallara F312

Drivex School

Lap	D	Time	Sector 1	Sector 2	Sector 3	T. Spd	Elapsed
1		9:03:44.651	9:01:47.057	1:14.973	42.621	204.1	9:03:44.651
2		2:24.733	42.741	1:03.971	38.021	233.7	9:06:09.384
3		2:22.408	41.605	1:03.144	37.659	235.2	9:08:31.792
4		2:19.152	41.234	1:00.572	37.346	236.3	9:10:50.944
5		2:17.864	40.796	1:00.033	37.035	237.3	9:13:08.808
6		2:17.774	40.874	1:00.103	36.797	239.4	9:15:26.582
7		2:16.931	40.619	59.345	36.967	238.4	9:17:43.513
8		2:16.895	40.425	59.404	37.066	244.8	9:20:00.408
9		2:21.142	40.580	1:03.502	37.060	239.4	9:22:21.550
10		2:18.989	40.353	1:01.584	37.052	245.4	9:24:40.539
11		2:21.812	43.138	1:01.660	37.014	243.7	9:27:02.351
12		2:16.272	40.410	59.089	36.773	243.2	9:29:18.623
13		2:18.728	40.740	59.403	38.585	239.4	9:31:37.351

15

Yves Baltas

Dallara F312

Campos Racing

Lap	D	Time	Sector 1	Sector 2	Sector 3	T. Spd	Elapsed
1		9:03:05.689 P	9:01:03.639	1:12.349	49.701	187.1	9:03:05.689
2		5:34.326	3:43.839	1:08.245	42.242	190.4	9:08:40.015
3		2:24.511	42.356	1:04.975	37.180	231.7	9:11:04.526
4		2:19.352	40.960	1:01.332	37.060	240.0	9:13:23.878
5		2:18.806	40.771	1:01.022	37.013	236.8	9:15:42.684
6		2:17.088	40.627	59.653	36.808	240.0	9:17:59.772
7		2:17.257	40.648	59.798	36.811	238.4	9:20:17.029
8		2:26.205	40.851	1:08.366	36.988	237.8	9:22:43.234
9		2:17.012	40.491	59.592	36.929	237.8	9:25:00.246
10		2:17.071	40.695	59.359	37.017	238.4	9:27:17.317
11		2:17.207	40.681	59.576	36.950	238.4	9:29:34.524
12		2:17.231	40.806	59.554	36.871	238.4	9:31:51.755
13		3:11.773 P	1:06.383	1:09.709	55.681	205.7	9:35:03.528

18

Marcos Siebert

Dallara F312

Campos Racing

Lap	D	Time	Sector 1	Sector 2	Sector 3	T. Spd	Elapsed
1		9:03:38.824	9:01:37.839	1:18.436	42.549	198.1	9:03:38.824
2		2:47.033 P	45.632	1:08.583	52.818	227.8	9:06:25.857
3		22:24.557 P	20:29.892	1:05.410	49.255	189.1	9:28:50.414

19

Aldo Festante

Dallara F312

Fortec Motorsport

Lap	D	Time	Sector 1	Sector 2	Sector 3	T. Spd	Elapsed
1		9:15:21.651	9:13:34.211	1:08.642	38.798	196.0	9:15:21.651
2		2:20.929	41.520	1:01.506	37.903	233.2	9:17:42.580
3		2:19.649	41.144	1:01.086	37.419	234.7	9:20:02.229
4		2:18.507	40.621	1:00.490	37.396	240.0	9:22:20.736
5		2:21.237	41.024	1:03.258	36.955	236.3	9:24:41.973
6		2:18.062	40.400	1:00.357	37.305	242.1	9:27:00.035
7		2:18.236	40.675	59.611	37.950	237.8	9:29:18.271
8		2:19.680	41.626	1:00.499	37.555	241.6	9:31:37.951
9		3:29.483 P	1:20.797	1:10.411	58.275	164.6	9:35:07.434

21

Calan Williams

Dallara F312

Fortec Motorsport

Lap	D	Time	Sector 1	Sector 2	Sector 3	T. Spd	Elapsed
1		9:04:54.401	9:02:51.243	1:18.912	44.246	159.2	9:04:54.401
2		2:35.159	47.011	1:08.884	39.264	203.3	9:07:29.560
3		2:24.246	42.552	1:03.796	37.898	232.2	9:09:53.806
4		2:20.748	41.398	1:02.063	37.287	234.7	9:12:14.554
5		2:19.152	40.734	1:00.695	37.723	237.8	9:14:33.706
6		2:22.805	45.874	1:00.060	36.871	242.1	9:16:56.511
7		2:26.684 P	40.635	1:00.127	45.922	238.4	9:19:23.195
8		4:05.153	2:26.379	1:01.534	37.240	230.7	9:23:28.348
9		2:17.662	40.567	1:00.194	36.901	241.0	9:25:46.010
10		2:22.231	40.495	1:04.732	37.004	240.5	9:28:08.241
11		2:19.582	40.482	59.734	39.366	239.4	9:30:27.823

28

Cameron Das

Dallara F312

Carlin Motorsport

Lap	D	Time	Sector 1	Sector 2	Sector 3	T. Spd	Elapsed
1		9:03:03.700	9:01:14.120	1:10.301	39.279	205.7	9:03:03.700
2		2:23.330	42.823	1:02.753	37.754	234.7	9:05:27.030
3		2:30.838 P	41.601	1:04.939	44.298	235.8	9:07:57.868
4		6:57.518	5:17.884	1:02.521	37.113	229.7	9:14:55.386
5		2:16.823	40.724	59.380	36.719	237.8	9:17:12.209
6		2:16.134	40.606	58.645	36.883	238.4	9:19:28.343
7		2:15.843	40.448	58.497	36.898	240.0	9:21:44.186
8		2:15.585	40.496	58.262	36.827	237.3	9:23:59.771
9		2:19.048	40.518	1:00.663	37.867	237.8	9:26:18.819
10		2:25.377	40.100	59.352	45.925	242.6	9:28:44.196
11		2:15.648	40.359	58.324	36.965	240.5	9:30:59.844

34

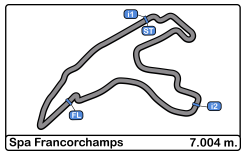
Matheus Iorio

Dallara F312

Carlin Motorsport

Lap	D	Time	Sector 1	Sector 2	Sector 3	T. Spd	Elapsed
1		9:02:57.203	9:01:05.524	1:10.741	40.938	180.3	9:02:57.203
2		3:08.025 P	53.355	1:18.384	56.286	182.7	9:06:05.228
3		6:25.385	4:41.856	1:05.470	38.059	195.6	9:12:30.613
4		2:20.768	42.358	1:01.293	37.117	222.6	9:14:51.381
5		2:17.342	40.631	59.856	36.855	239.4	9:17:08.723
6		2:17.013	40.674	59.372	36.967	236.8	9:19:25.736
7		2:20.276	40.639	1:02.342	37.295	237.3	9:21:46.012
8		2:15.465	40.261	58.768	36.436	242.1	9:24:01.477
9		2:15.822	40.199	58.867	36.756	242.6	9:26:17.299
10		2:23.514	40.316	1:02.015	41.183	241.0	9:28:40.813
11		2:39.798 P	40.234	1:03.995	55.569	242.1	9:31:20.611





Spa Francorchamps
Euroformula Open
Free Practice - 1
Lap Analysis



77

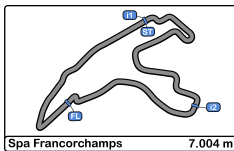
Guilherme Samaia

Dallara F312

RP Motorsport

Lap	D	Time	Sector 1	Sector 2	Sector 3	T. Spd	Elapsed
1		9:03:40.230	9:01:36.214	1:17.759	46.257	186.8	9:03:40.230
2		2:35.268	44.789	1:10.951	39.528	181.5	9:06:15.498
3		2:27.381	41.280	1:04.298	41.803	236.8	9:08:42.879
4		2:19.958	40.732	1:02.048	37.178	242.1	9:11:02.837
5		2:19.110	40.802	1:00.948	37.360	240.0	9:13:21.947
6		2:43.814 P	47.113	1:06.107	50.594	236.8	9:16:05.761
7		5:28.526	3:49.368	1:01.875	37.283	234.7	9:21:34.287
8		2:17.283	40.534	59.907	36.842	239.4	9:23:51.570
9		2:22.416	40.620	1:04.465	37.331	238.9	9:26:13.986
10		2:17.668	40.468	59.888	37.312	238.9	9:28:31.654
11		2:17.643	40.678	59.949	37.016	238.9	9:30:49.297



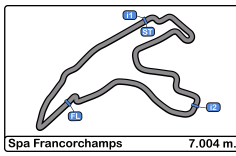


Spa Francorchamps
Euroformula Open
Free Practice - 1
Best Sectors Results



Sector - 1				Sector - 2			Sector - 3			Ideal Lap vs Best Lap					
Clas	Nº	Driver	Time	Nº	Driver	Time	Nº	Driver	Time	Clas	Nº	Driver	Ideal Lap	Best Lap	Clas
1	28	Cameron Das	40.100	4	Felipe Drugovich	57.494	11	Alex Karkosik	36.366	1	11	Alex Karkosik	2:14.692	2:14.692	1
2	1	Leonard Hoogenboom	40.154	11	Alex Karkosik	58.026	34	Matheus Iorio	36.436	2	4	Felipe Drugovich	2:14.731	2:15.015	2
3	34	Matheus Iorio	40.199	7	Jannes Fittje	58.248	1	Leonard Hoogenboom	36.629	3	28	Cameron Das	2:15.081	2:15.585	4
4	11	Alex Karkosik	40.300	8	Lukas Dunner	58.254	4	Felipe Drugovich	36.703	4	34	Matheus Iorio	2:15.403	2:15.465	3
5	12	Christian Hahn	40.353	28	Cameron Das	58.262	28	Cameron Das	36.719	5	7	Jannes Fittje	2:15.525	2:15.707	5
6	19	Aldo Festante	40.400	3	Michael Benyahia	58.605	12	Christian Hahn	36.773	6	8	Lukas Dunner	2:15.648	2:15.776	6
7	77	Guilherme Samaia	40.468	34	Matheus Iorio	58.768	7	Jannes Fittje	36.784	7	1	Leonard Hoogenboom	2:15.921	2:16.250	7
8	21	Calan Williams	40.482	12	Christian Hahn	59.089	8	Lukas Dunner	36.791	8	3	Michael Benyahia	2:16.089	2:16.340	9
9	15	Yves Baltas	40.491	1	Leonard Hoogenboom	59.138	15	Yves Baltas	36.808	9	12	Christian Hahn	2:16.215	2:16.272	8
10	7	Jannes Fittje	40.493	15	Yves Baltas	59.359	3	Michael Benyahia	36.840	10	15	Yves Baltas	2:16.658	2:17.012	10
11	4	Felipe Drugovich	40.534	10	Bent Viscaal	59.504	77	Guilherme Samaia	36.842	11	19	Aldo Festante	2:16.966	2:18.062	14
12	8	Lukas Dunner	40.603	19	Aldo Festante	59.611	21	Calan Williams	36.871	12	21	Calan Williams	2:17.087	2:17.662	13
13	3	Michael Benyahia	40.644	21	Calan Williams	59.734	19	Aldo Festante	36.955	13	77	Guilherme Samaia	2:17.198	2:17.283	11
14	10	Bent Viscaal	40.713	77	Guilherme Samaia	59.888	10	Bent Viscaal	37.090	14	10	Bent Viscaal	2:17.307	2:17.329	12
15	18	Marcos Siebert	45.632	18	Marcos Siebert	1:05.410	18	Marcos Siebert	42.549	15	18	Marcos Siebert	2:33.591	2:47.033	15



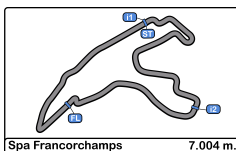


Spa Francorchamps
Euroformula Open
Free Practice - 1
Best 5 Lap Times



Cls	Nº	Entrant	Nat	Driver	Nat	Cat	Cls	Chassis	Team	Best 1		Best 2		Best 3		Best 4		Best 5	
										Time	Lap	Time	Lap	Time	Lap	Time	Lap	Time	Lap
1	11	Campos Racing	ESP	Alex Karkosik	POL			Dallara F312	Campos Racing	2:14.692	10	2:15.473	8	2:15.662	9	2:16.375	7	2:17.579	6
2	4	RP Motorsport	ITA	Felipe Drugovich	BRA			Dallara F312	RP Motorsport	2:15.015	12	2:15.158	11	2:15.275	10	2:15.355	6	2:16.105	5
3	34	Carlin Motorsport	GBR	Matheus Iorio	BRA			Dallara F312	Carlin Motorsport	2:15.465	8	2:15.822	9	2:17.013	6	2:17.342	5	2:20.276	7
4	28	Carlin Motorsport	GBR	Cameron Das	USA			Dallara F312	Carlin Motorsport	2:15.585	8	2:15.648	11	2:15.843	7	2:16.134	6	2:16.823	5
5	7	Drivex School	ESP	Jannes Fittje	DEU			Dallara F312	Drivex School	2:15.707	12	2:15.885	11	2:16.121	10	2:16.231	6	2:16.757	9
6	8	Drivex School	ESP	Lukas Dunner	AUT	R	1	Dallara F312	Drivex School	2:15.776	9	2:15.888	10	2:17.195	8	2:18.083	4	2:18.171	7
7	1	RP Motorsport	ITA	Leonard Hoogenboom	NLD	R	2	Dallara F312	RP Motorsport	2:16.250	11	2:16.962	6	2:17.325	9	2:17.359	5	2:18.073	10
8	12	Drivex School	ESP	Christian Hahn	BRA			Dallara F312	Drivex School	2:16.272	12	2:16.895	8	2:16.931	7	2:17.774	6	2:17.864	5
9	3	RP Motorsport	ITA	Michael Benyahia	MAR	R	3	Dallara F312	RP Motorsport	2:16.340	6	2:16.570	10	2:16.936	9	2:17.095	5	2:17.472	4
10	15	Campos Racing	ESP	Yves Baltas	USA	R	4	Dallara F312	Campos Racing	2:17.012	9	2:17.071	10	2:17.088	6	2:17.207	11	2:17.231	12
11	77	RP Motorsport	ITA	Guilherme Samaia	BRA			Dallara F312	RP Motorsport	2:17.283	8	2:17.643	11	2:17.668	10	2:19.110	5	2:19.958	4
12	10	RACE	ESP	Bent Viscaal	NLD	R	5	Dallara F312	Teo Martin Motorsport	2:17.329	10	2:18.799	9	2:23.257	7	2:26.815	6	2:32.995	5
13	21	Fortec Motorsport	GBR	Calan Williams	AUS			Dallara F312	Fortec Motorsport	2:17.662	9	2:19.152	5	2:19.582	11	2:20.748	4	2:22.231	10
14	19	Fortec Motorsport	GBR	Aldo Festante	ITA	R	6	Dallara F312	Fortec Motorsport	2:18.062	6	2:18.236	7	2:18.507	4	2:19.649	3	2:19.680	8
15	18	Campos Racing	ESP	Marcos Siebert	ARG			Dallara F312	Campos Racing	2:47.033	2	22:24.55	3						



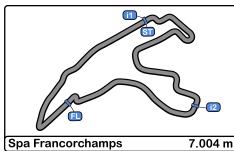


Spa Francorchamps
Euroformula Open
Free Practice - 1
Best 5 Top Speeds



Cls	Nº	Entrant	Nat	Driver	Nat	Cat	Cls	Chassis	Team	Top 1		Top 2		Top 3		Top 4		Top 5		Avg
										Km/h	Lap	Km/h	Lap	Km/h	Lap	Km/h	Lap	Km/h	Lap	
1	12	Drivex School	ESP	Christian Hahn	BRA			Dallara F312	Drivex School	245.4	10	244.8	8	243.7	11	243.2	12	239.4	6	243.3
2	1	RP Motorsport	ITA	Leonard Hoogenboom	NLD	R	1	Dallara F312	RP Motorsport	244.8	6	243.2	10	242.1	7	242.1	9	241.6	5	242.8
3	28	Carlin Motorsport	GBR	Cameron Das	USA			Dallara F312	Carlin Motorsport	242.6	10	240.5	11	240.0	7	238.4	6	237.8	5	239.9
4	34	Carlin Motorsport	GBR	Matheus Iorio	BRA			Dallara F312	Carlin Motorsport	242.6	9	242.1	8	242.1	11	241.0	10	239.4	5	241.5
5	7	Drivex School	ESP	Jannes Fittje	DEU			Dallara F312	Drivex School	242.1	6	240.0	12	237.8	7	237.3	5	237.3	11	238.9
6	19	Fortec Motorsport	GBR	Aldo Festante	ITA	R	2	Dallara F312	Fortec Motorsport	242.1	6	241.6	8	240.0	4	237.8	7	236.3	5	239.5
7	21	Fortec Motorsport	GBR	Calan Williams	AUS			Dallara F312	Fortec Motorsport	242.1	6	241.0	9	240.5	10	239.4	11	238.4	7	240.3
8	77	RP Motorsport	ITA	Guilherme Samaia	BRA			Dallara F312	RP Motorsport	242.1	4	240.0	5	239.4	8	238.9	9	238.9	10	239.8
9	8	Drivex School	ESP	Lukas Dunner	AUT	R	3	Dallara F312	Drivex School	241.6	5	241.0	4	237.8	3	237.8	10	236.8	9	239.0
10	4	RP Motorsport	ITA	Felipe Drugovich	BRA			Dallara F312	RP Motorsport	241.0	7	240.5	5	240.5	6	239.4	3	237.8	9	239.8
11	11	Campos Racing	ESP	Alex Karkosik	POL			Dallara F312	Campos Racing	240.0	10	236.8	9	236.3	7	236.3	8	234.7	6	236.8
12	15	Campos Racing	ESP	Yves Baltas	USA	R	4	Dallara F312	Campos Racing	240.0	4	240.0	6	238.4	7	238.4	10	238.4	11	239.0
13	3	RP Motorsport	ITA	Michael Benyahia	MAR	R	5	Dallara F312	RP Motorsport	238.9	6	238.4	7	237.8	5	237.3	11	236.3	4	237.7
14	10	RACE	ESP	Bent Viscaal	NLD	R	6	Dallara F312	Teo Martin Motorsport	236.8	10	235.8	9	223.6	11	213.8	6	210.5	5	224.1
15	18	Campos Racing	ESP	Marcos Siebert	ARG			Dallara F312	Campos Racing	227.8	2	198.1	1	189.1	3					205.0



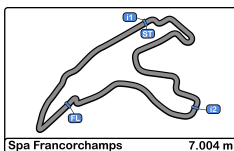


Spa Francorchamps
Euroformula Open
Free Practice - 1
Fastest Laps Sequence



Lap	Time of Day	Session Time	Nº	Entrant	Nat	Driver	Nat	Cat	Chassis	Team	Time	Km/h
2	9:05:23.912	5:23.912	3	RP Motorsport	ITA	Michael Benyahia	MAR	R	Dallara F312	RP Motorsport	2:26.259	172.3
2	9:05:27.030	5:27.030	28	Carlin Motorsport	GBR	Cameron Das	USA		Dallara F312	Carlin Motorsport	2:23.330	175.9
3	9:07:44.132	7:44.132	3	RP Motorsport	ITA	Michael Benyahia	MAR	R	Dallara F312	RP Motorsport	2:20.220	179.8
3	9:07:48.692	7:48.692	4	RP Motorsport	ITA	Felipe Drugovich	BRA		Dallara F312	RP Motorsport	2:19.135	181.2
4	9:10:01.604	10:01.604	3	RP Motorsport	ITA	Michael Benyahia	MAR	R	Dallara F312	RP Motorsport	2:17.472	183.4
4	9:10:05.921	10:05.921	4	RP Motorsport	ITA	Felipe Drugovich	BRA		Dallara F312	RP Motorsport	2:17.229	183.7
5	9:12:18.699	12:18.699	3	RP Motorsport	ITA	Michael Benyahia	MAR	R	Dallara F312	RP Motorsport	2:17.095	183.9
5	9:12:22.026	12:22.026	4	RP Motorsport	ITA	Felipe Drugovich	BRA		Dallara F312	RP Motorsport	2:16.105	185.2
6	9:14:37.381	14:37.381	4	RP Motorsport	ITA	Felipe Drugovich	BRA		Dallara F312	RP Motorsport	2:15.355	186.2
10	9:26:56.440	26:56.440	4	RP Motorsport	ITA	Felipe Drugovich	BRA		Dallara F312	RP Motorsport	2:15.275	186.3
11	9:29:11.598	29:11.598	4	RP Motorsport	ITA	Felipe Drugovich	BRA		Dallara F312	RP Motorsport	2:15.158	186.5
10	9:30:26.033	30:26.033	11	Campos Racing	ESP	Alex Karkosik	POL		Dallara F312	Campos Racing	2:14.692	187.2



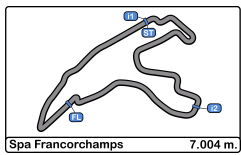


Spa Francorchamps
Euroformula Open
Free Practice - 1
Event Best Maximum Speed



Nº	Entrant	Nat	Driver	Nat	Cat	Clas	Chassis	Team	Km/h	Session
12	Drivex School	ESP	Christian Hahn	BRA			Dallara F312	Drivex School	245.4	Free Practice - 1
1	RP Motorsport	ITA	Leonard Hoogenboom	NLD	R	1	Dallara F312	RP Motorsport	244.8	Free Practice - 1
34	Carlin Motorsport	GBR	Matheus Iorio	BRA			Dallara F312	Carlin Motorsport	242.6	Free Practice - 1
28	Carlin Motorsport	GBR	Cameron Das	USA			Dallara F312	Carlin Motorsport	242.6	Free Practice - 1
77	RP Motorsport	ITA	Guilherme Samaia	BRA			Dallara F312	RP Motorsport	242.1	Free Practice - 1
7	Drivex School	ESP	Jannes Fittje	DEU			Dallara F312	Drivex School	242.1	Free Practice - 1
21	Fortec Motorsport	GBR	Calan Williams	AUS			Dallara F312	Fortec Motorsport	242.1	Free Practice - 1
19	Fortec Motorsport	GBR	Aldo Festante	ITA	R	2	Dallara F312	Fortec Motorsport	242.1	Free Practice - 1
8	Drivex School	ESP	Lukas Dunner	AUT	R	3	Dallara F312	Drivex School	241.6	Free Practice - 1
4	RP Motorsport	ITA	Felipe Drugovich	BRA			Dallara F312	RP Motorsport	241.0	Free Practice - 1
15	Campos Racing	ESP	Yves Baltas	USA	R	4	Dallara F312	Campos Racing	240.0	Free Practice - 1
11	Campos Racing	ESP	Alex Karkosik	POL			Dallara F312	Campos Racing	240.0	Free Practice - 1
3	RP Motorsport	ITA	Michael Benyahia	MAR	R	5	Dallara F312	RP Motorsport	238.9	Free Practice - 1
10	RACE	ESP	Bent Viscaal	NLD	R	6	Dallara F312	Teo Martin Motorsport	236.8	Free Practice - 1
18	Campos Racing	ESP	Marcos Siebert	ARG			Dallara F312	Campos Racing	227.8	Free Practice - 1





Spa Francorchamps
Euroformula Open
Free Practice - 1
Pit Stop Analysis



1 Leonard Hoogenboom R RP Motorsport
Dallara F312

Nr.	In Day Time	In Time	Out Time	Pit Time	T. Pit Time	Handicap	Penalty
1	9:18:07.664	9:18:07.664	9:21:35.834	3:28.170	3:28.170		

3 Michael Benyahia R RP Motorsport
Dallara F312

Nr.	In Day Time	In Time	Out Time	Pit Time	T. Pit Time	Handicap	Penalty
1	9:17:01.661	9:17:01.661	9:22:07.398	5:05.737	5:05.737		

4 Felipe Drugovich RP Motorsport
Dallara F312

Nr.	In Day Time	In Time	Out Time	Pit Time	T. Pit Time	Handicap	Penalty
1	9:16:55.387	9:16:55.387	9:20:00.723	3:05.336	3:05.336		

7 Jannes Fittje Drivex School
Dallara F312

Nr.	In Day Time	In Time	Out Time	Pit Time	T. Pit Time	Handicap	Penalty
1	9:17:08.104	9:17:08.104	9:20:24.377	3:16.273	3:16.273		

8 Lukas Dunner R Drivex School
Dallara F312

Nr.	In Day Time	In Time	Out Time	Pit Time	T. Pit Time	Handicap	Penalty
1	9:13:35.223	9:13:35.223	9:18:44.007	5:08.784	5:08.784		

10 Bent Viscaal R RACE
Dallara F312

Nr.	In Day Time	In Time	Out Time	Pit Time	T. Pit Time	Handicap	Penalty
1	9:03:44.343	9:03:44.343	9:07:09.652	3:25.309	3:25.309		

11 Alex Karkosik Campos Racing
Dallara F312

Nr.	In Day Time	In Time	Out Time	Pit Time	T. Pit Time	Handicap	Penalty
1	9:06:34.877	9:06:34.877	9:12:01.919	5:27.042	5:27.042		

15 Yves Baltas R Campos Racing
Dallara F312

Nr.	In Day Time	In Time	Out Time	Pit Time	T. Pit Time	Handicap	Penalty
1	9:03:00.342	9:03:00.342	9:06:07.964	3:07.622	3:07.622		

18 Marcos Siebert Campos Racing
Dallara F312

Nr.	In Day Time	In Time	Out Time	Pit Time	T. Pit Time	Handicap	Penalty
1	9:06:20.335	9:06:20.335	9:26:14.316	19:53.98	19:53.981		

21 Calan Williams Fortec Motorsport
Dallara F312

Nr.	In Day Time	In Time	Out Time	Pit Time	T. Pit Time	Handicap	Penalty
1	9:19:17.885	9:19:17.885	9:21:13.128	1:55.243	1:55.243		

28 Cameron Das Carlin Motorsport
Dallara F312

Nr.	In Day Time	In Time	Out Time	Pit Time	T. Pit Time	Handicap	Penalty
1	9:07:52.577	9:07:52.577	9:12:36.277	4:43.700	4:43.700		

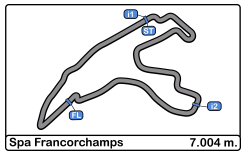
34 Matheus Iorio Carlin Motorsport
Dallara F312

Nr.	In Day Time	In Time	Out Time	Pit Time	T. Pit Time	Handicap	Penalty
1	9:05:59.927	9:05:59.927	9:10:03.351	4:03.424	4:03.424		

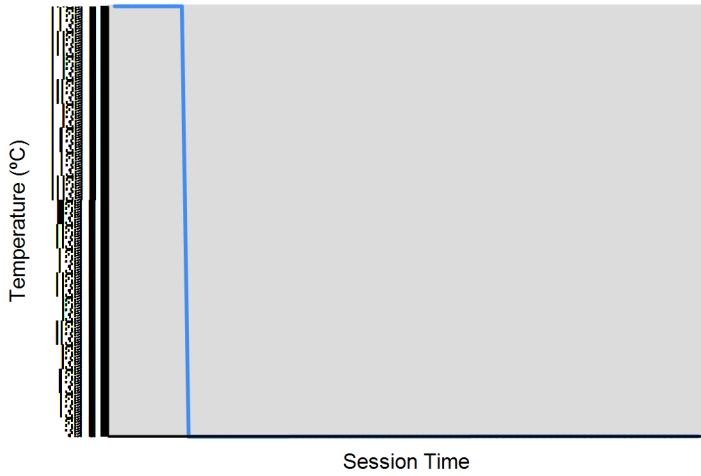
77 Guilherme Samaia RP Motorsport
Dallara F312

Nr.	In Day Time	In Time	Out Time	Pit Time	T. Pit Time	Handicap	Penalty
1	9:15:58.980	9:15:58.980	9:19:18.260	3:19.280	3:19.280		

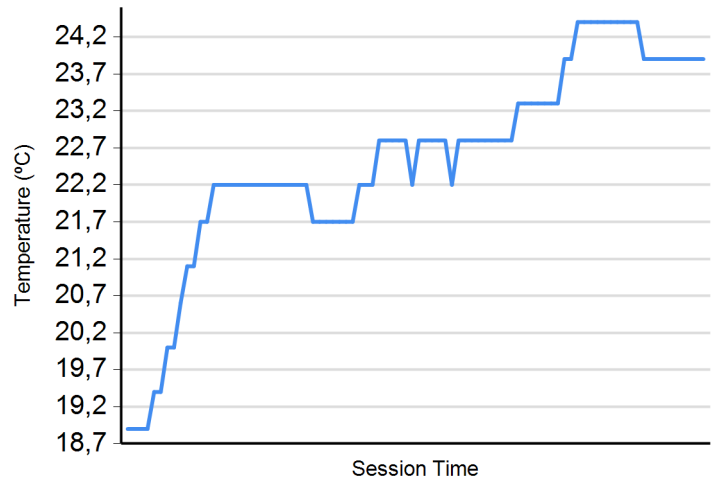




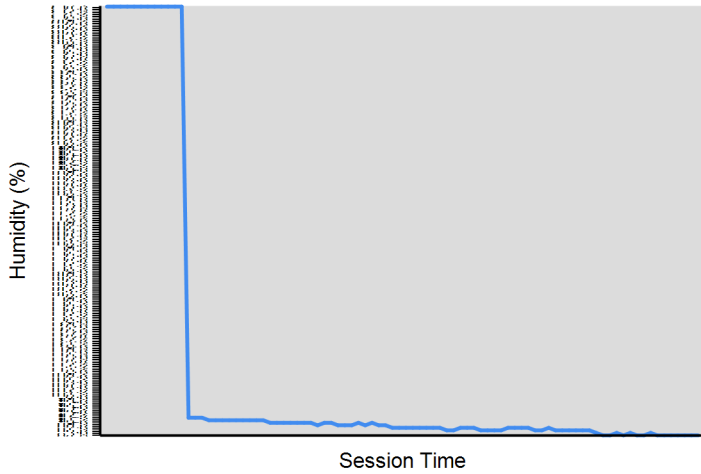
Air Temperature



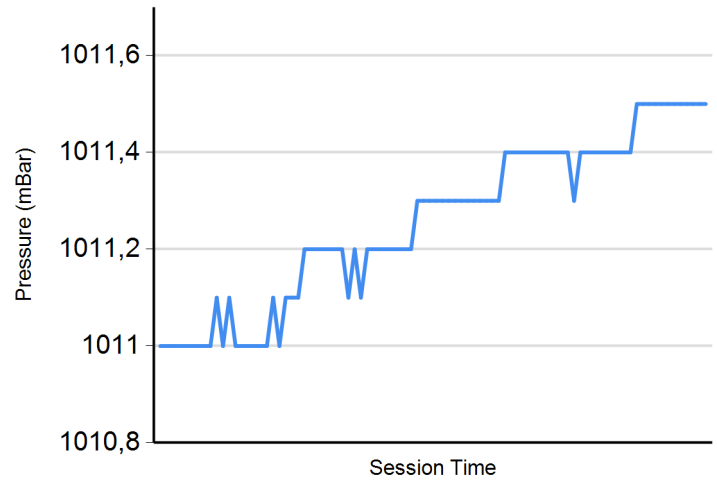
Track Temperature



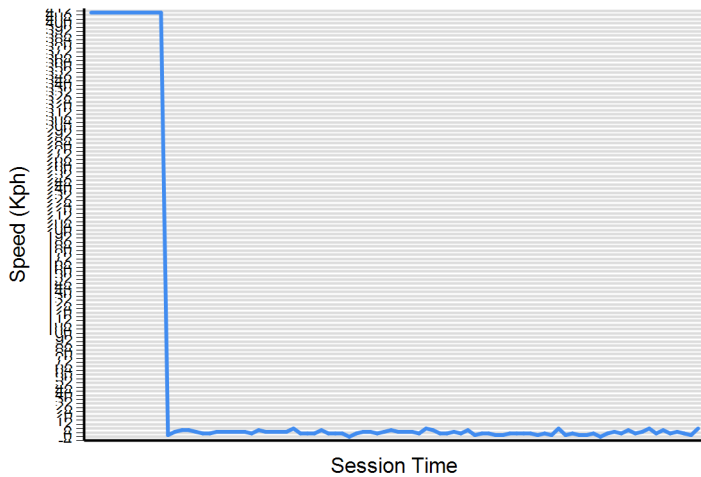
Humidity



Pressure



Wind Speed



Wind direction

North = 0°/360° Est = 90° South = 180° West = 270°

