

Spa Francorchamps
Euroformula Open
Free Practice - 2
Provisional Results



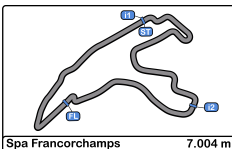
Clas	Nº	Entrant	Nat	Driver	Nat	Cat	Clas	Chassis	Team	Laps	Best	Time	Gap	Interval	Km/h
1	4	RP Motorsport	ITA	Felipe Drugovich	BRA			Dallara F312	RP Motorsport	11	10	2:14.715			187.1
2	28	Carlin Motorsport	GBR	Cameron Das	USA			Dallara F312	Carlin Motorsport	11	11	2:14.760	0.045	0.045	187.1
3	10	RACE	ESP	Bent Viscaal	NLD	R	1	Dallara F312	Teo Martin Motorsport	12	12	2:14.893	0.178	0.133	186.9
4	34	Carlin Motorsport	GBR	Matheus Iorio	BRA			Dallara F312	Carlin Motorsport	11	11	2:15.191	0.476	0.298	186.5
5	7	Drivex School	ESP	Jannes Fittje	DEU			Dallara F312	Drivex School	11	11	2:15.287	0.572	0.096	186.3
6	11	Campos Racing	ESP	Alex Karkosik	POL			Dallara F312	Campos Racing	13	12	2:15.308	0.593	0.021	186.3
7	18	Campos Racing	ESP	Marcos Siebert	ARG			Dallara F312	Campos Racing	12	12	2:15.329	0.614	0.021	186.3
8	8	Drivex School	ESP	Lukas Dunner	AUT	R	2	Dallara F312	Drivex School	10	10	2:15.342	0.627	0.013	186.3
9	12	Drivex School	ESP	Christian Hahn	BRA			Dallara F312	Drivex School	11	10	2:15.750	1.035	0.408	185.7
10	77	RP Motorsport	ITA	Guilherme Samaia	BRA			Dallara F312	RP Motorsport	12	12	2:15.797	1.082	0.047	185.6
11	3	RP Motorsport	ITA	Michael Benyahia	MAR	R	3	Dallara F312	RP Motorsport	12	10	2:15.982	1.267	0.185	185.4
12	21	Fortec Motorsport	GBR	Calan Williams	AUS			Dallara F312	Fortec Motorsport	12	11	2:16.282	1.567	0.300	185.0
13	15	Campos Racing	ESP	Yves Baltas	USA	R	4	Dallara F312	Campos Racing	13	10	2:16.381	1.666	0.099	184.8
14	1	RP Motorsport	ITA	Leonard Hoogenboom	NLD	R	5	Dallara F312	RP Motorsport	9	8	2:16.770	2.055	0.389	184.3
15	19	Fortec Motorsport	GBR	Aldo Festante	ITA	R	6	Dallara F312	Fortec Motorsport	11	5	2:17.336	2.621	0.566	183.5

Published at:.....

Track Temp: 27.2 °C Air Temp: 20.4 °C Humidity: 77 % Track Status: DRY

Stewards:	Race Director:	Timekeeper: 
-----------	----------------	---





Spa Francorchamps
Euroformula Open
Free Practice - 2
Provisional Results by Class



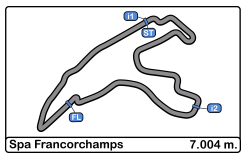
Clas	Nº	Entrant	Nat	Driver	Nat	Cat	Clas	Chassis	Team	Laps	Best	Time	Gap	Interval	Km/h
1	4	RP Motorsport	ITA	Felipe Drugovich	BRA			Dallara F312	RP Motorsport	11	10	2:14.715			187.1
2	28	Carlin Motorsport	GBR	Cameron Das	USA			Dallara F312	Carlin Motorsport	11	11	2:14.760	0.045	0.045	187.1
3	34	Carlin Motorsport	GBR	Matheus Iorio	BRA			Dallara F312	Carlin Motorsport	11	11	2:15.191	0.476	0.431	186.5
4	7	Drivex School	ESP	Jannes Fittje	DEU			Dallara F312	Drivex School	11	11	2:15.287	0.572	0.096	186.3
5	11	Campos Racing	ESP	Alex Karkosik	POL			Dallara F312	Campos Racing	13	12	2:15.308	0.593	0.021	186.3
6	18	Campos Racing	ESP	Marcos Siebert	ARG			Dallara F312	Campos Racing	12	12	2:15.329	0.614	0.021	186.3
7	12	Drivex School	ESP	Christian Hahn	BRA			Dallara F312	Drivex School	11	10	2:15.750	1.035	0.421	185.7
8	77	RP Motorsport	ITA	Guilherme Samaia	BRA			Dallara F312	RP Motorsport	12	12	2:15.797	1.082	0.047	185.6
9	21	Fortec Motorsport	GBR	Calan Williams	AUS			Dallara F312	Fortec Motorsport	12	11	2:16.282	1.567	0.485	185.0
Rookie															
1	10	RACE	ESP	Bent Viscaal	NLD	R	1	Dallara F312	Teo Martin Motorsport	12	12	2:14.893			186.9
2	8	Drivex School	ESP	Lukas Dunner	AUT	R	2	Dallara F312	Drivex School	10	10	2:15.342	0.449	0.449	186.3
3	3	RP Motorsport	ITA	Michael Benyahia	MAR	R	3	Dallara F312	RP Motorsport	12	10	2:15.982	1.089	0.640	185.4
4	15	Campos Racing	ESP	Yves Baltas	USA	R	4	Dallara F312	Campos Racing	13	10	2:16.381	1.488	0.399	184.8
5	1	RP Motorsport	ITA	Leonard Hoogenboom	NLD	R	5	Dallara F312	RP Motorsport	9	8	2:16.770	1.877	0.389	184.3
6	19	Fortec Motorsport	GBR	Aldo Festante	ITA	R	6	Dallara F312	Fortec Motorsport	11	5	2:17.336	2.443	0.566	183.5

Published at:.....

Track Temp: 27.2 °C Air Temp: 20.4 °C Humidity: 77 % Track Status: DRY

Stewards:	Race Director:	Timekeeper: 
-----------	----------------	---





Spa Francorchamps
Euroformula Open
Free Practice - 2
Lap Analysis



1 Leonard Hoogenboom Dallara F312 **8** Lukas Dunner Dallara F312
 RP Motorsport Drivex School

Lap D	Time	Sector 1	Sector 2	Sector 3	T. Spd	Elapsed	Lap D	Time	Sector 1	Sector 2	Sector 3	T. Spd	Elapsed
1	12:48:33.886	12:46:48.454	1:07.246	38.186	219.9	12:48:33.886	1	12:48:43.772	12:47:02.827	1:03.363	37.582	201.1	12:48:43.772
2	2:19.593	41.124	1:00.947	37.522	236.3	12:50:53.479	2	2:17.393	41.034	59.391	36.968	240.5	12:51:01.165
3	2:17.666	40.700	59.613	37.353	238.4	12:53:11.145	3	2:16.250	40.688	58.688	36.874	241.6	12:53:17.415
4	2:17.045	40.503	59.234	37.308	239.4	12:55:28.190	4	2:16.176	40.534	58.822	36.820	242.1	12:55:33.591
5	2:16.785	40.366	59.127	37.292	239.4	12:57:44.975	5	2:26.610 P	40.253	1:01.726	44.631	246.0	12:58:00.201
6	2:25.339 P	40.573	59.298	45.468	240.0	13:00:10.314	6	9:47.743	8:07.880	1:02.385	37.478	140.4	13:07:47.944
7	6:54.872	5:10.764	1:06.518	37.590	192.8	13:07:05.186	7	2:16.712	40.915	58.737	37.060	237.8	13:10:04.656
8	2:16.770	40.664	58.933	37.173	238.9	13:09:21.956	8	2:16.165	40.653	58.570	36.942	239.4	13:12:20.821
9	3:18.660 P	40.282	1:04.706	1:33.672	240.5	13:12:40.616	9	2:15.542	40.466	57.963	37.113	240.5	13:14:36.363
							10	2:15.342	40.516	57.753	37.073	238.9	13:16:51.705

3 Michael Benyahia Dallara F312 **10** Bent Viscaal Dallara F312
 RP Motorsport Teo Martin Motorsport

Lap D	Time	Sector 1	Sector 2	Sector 3	T. Spd	Elapsed	Lap D	Time	Sector 1	Sector 2	Sector 3	T. Spd	Elapsed
1	12:48:35.310	12:46:50.345	1:03.766	41.199	193.8	12:48:35.310	1	12:49:19.051	12:47:16.360	1:19.988	42.703	215.5	12:49:19.051
2	2:19.184	41.088	1:00.694	37.402	238.4	12:50:54.494	2	2:24.361	40.834	1:00.159	43.368	238.9	12:51:43.412
3	2:17.522	40.563	59.678	37.281	242.1	12:53:12.016	3	2:26.559	47.922	59.841	38.796	204.1	12:54:09.971
4	2:20.434	41.484	1:01.285	37.665	238.9	12:55:32.450	4	2:16.612	40.481	59.105	37.026	238.9	12:56:26.583
5	2:18.116	40.722	1:00.241	37.153	183.3	12:57:50.566	5	2:15.896	40.493	58.525	36.878	239.4	12:58:42.479
6	2:23.815 P	40.877	58.967	43.971	238.4	13:00:14.381	6	2:22.510 P	40.393	58.486	43.631	240.5	13:01:04.989
7	5:50.444	4:01.777	1:10.165	38.502	202.6	13:06:04.825	7	5:43.109	4:01.073	1:04.119	37.917	216.8	13:06:48.098
8	2:16.641	40.903	58.654	37.084	236.8	13:08:21.466	8	2:18.127	40.717	59.734	37.676	228.8	13:09:06.225
9	2:16.108	40.475	58.308	37.325	242.6	13:10:37.574	9	2:16.125	40.505	58.584	37.036	239.4	13:11:22.350
10	2:15.982	40.532	58.110	37.340	238.9	13:12:53.556	10	2:15.421	40.222	58.193	37.006	239.4	13:13:37.771
11	2:16.211	40.627	58.195	37.389	238.9	13:15:09.767	11	2:15.219	40.378	57.996	36.845	240.5	13:15:52.990
12	2:16.178	40.667	58.281	37.230	237.8	13:17:25.945	12	2:14.893	40.250	57.797	36.846	239.4	13:18:07.883

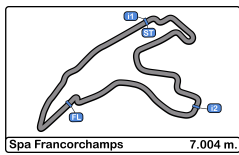
4 Felipe Drugovich Dallara F312 **11** Alex Karkosik Dallara F312
 RP Motorsport Campos Racing

Lap D	Time	Sector 1	Sector 2	Sector 3	T. Spd	Elapsed	Lap D	Time	Sector 1	Sector 2	Sector 3	T. Spd	Elapsed
1	12:48:40.903	12:47:00.783	1:02.391	37.729	209.3	12:48:40.903	1	12:49:03.451	12:47:11.174	1:10.475	41.802	191.1	12:49:03.451
2	2:17.266	41.174	59.049	37.043	237.8	12:50:58.169	2	2:35.899 P	44.911	1:03.241	47.747	179.1	12:51:39.350
3	2:15.897	40.431	58.525	36.941	241.0	12:53:14.066	3	3:00.305	1:23.089	59.915	37.301	231.2	12:54:39.655
4	2:17.148	39.926	1:00.104	37.118	243.2	12:55:31.214	4	2:16.431	40.771	58.498	37.162	234.7	12:56:56.086
5	2:24.544 P	41.423	58.969	44.152	238.9	12:57:55.758	5	2:16.267	40.729	58.378	37.160	235.2	12:59:12.353
6	7:04.820	5:24.284	1:02.388	38.148	220.4	13:05:00.578	6	2:15.674	40.726	57.800	37.148	235.8	13:01:28.027
7	2:15.597	40.822	57.691	37.084	234.7	13:07:16.175	7	2:15.874	40.636	58.168	37.070	236.3	13:03:43.901
8	2:14.909	40.458	57.388	37.063	237.3	13:09:31.084	8	2:16.920	40.247	59.547	37.126	240.0	13:06:00.821
9	2:15.001	40.414	57.399	37.188	238.9	13:11:46.085	9	2:15.648	40.509	58.180	36.959	236.8	13:08:16.469
10	2:14.715	40.451	57.129	37.135	237.8	13:14:00.800	10	2:15.927	40.689	58.274	36.964	237.3	13:10:32.396
11	2:29.509 P	40.582	58.930	49.997	237.8	13:16:30.309	11	2:15.408	40.468	57.866	37.074	237.8	13:12:47.804
							12	2:15.308	40.506	57.731	37.071	237.3	13:15:03.112
							13	2:17.841	40.448	1:00.040	37.353	237.3	13:17:20.953

7 Jannes Fittje Dallara F312
 Drivex School

Lap D	Time	Sector 1	Sector 2	Sector 3	T. Spd	Elapsed
1	12:48:48.022	12:47:05.903	1:04.146	37.973	205.3	12:48:48.022
2	2:18.068	40.973	59.717	37.378	235.8	12:51:06.090
3	2:17.175	40.745	59.092	37.338	236.8	12:53:23.265
4	2:16.839	40.774	58.731	37.334	236.3	12:55:40.104
5	2:23.945 P	40.702	59.032	44.211	236.8	12:58:04.049
6	7:11.773	5:32.398	1:01.445	37.930	216.0	13:05:15.822
7	2:16.304	40.935	58.093	37.276	234.7	13:07:32.126
8	2:16.023	40.722	57.923	37.378	236.3	13:09:48.149
9	2:20.232	44.998	58.120	37.114	233.7	13:12:08.381
10	2:15.514	40.469	57.910	37.135	237.8	13:14:23.895
11	2:15.287	40.508	57.764	37.015	238.4	13:16:39.182





Spa Francorchamps
Euroformula Open
Free Practice - 2
Lap Analysis



12 Christian Hahn Dallara F312 **19** Aldo Festante Dallara F312
Drivex School Fortec Motorsport

Lap D	Time	Sector 1	Sector 2	Sector 3	T. Spd	Elapsed	Lap D	Time	Sector 1	Sector 2	Sector 3	T. Spd	Elapsed
1	12:48:42.133	12:47:01.519	1:02.619	37.995	222.2	12:48:42.133	1	12:49:06.823	12:47:12.959	1:14.462	39.402	180.0	12:49:06.823
2	2:17.318	40.383	59.862	37.073	242.6	12:50:59.451	2	2:19.190	41.000	1:00.542	37.648	237.8	12:51:26.013
3	2:16.184	40.132	59.203	36.849	245.4	12:53:15.635	3	2:18.085	40.544	59.913	37.628	240.0	12:53:44.098
4	2:16.275	40.231	59.405	36.639	244.8	12:55:31.910	4	2:18.321	40.892	59.734	37.695	234.2	12:56:02.419
5	2:26.448 P	40.851	59.906	45.691	246.0	12:57:58.358	5	2:17.336	40.786	59.135	37.415	234.2	12:58:19.755
6	8:03.964	6:23.677	1:03.084	37.203	225.9	13:06:02.322	6	2:27.678 P	40.890	1:01.077	45.711	240.0	13:00:47.433
7	2:17.789	40.471	1:00.161	37.157	241.0	13:08:20.111	7	7:58.707	6:20.211	1:00.716	37.780	233.2	13:08:46.140
8	2:18.797	40.429	1:01.408	36.960	241.0	13:10:38.908	8	2:17.848	40.764	59.484	37.600	235.8	13:11:03.988
9	2:15.995	40.205	58.811	36.979	246.0	13:12:54.903	9	2:17.685	40.711	59.118	37.856	235.2	13:13:21.673
10	2:15.750	40.157	58.742	36.851	243.7	13:15:10.653	10	2:17.766	40.923	59.136	37.707	235.2	13:15:39.439
11	2:39.368 P	46.877	1:05.659	46.832	222.2	13:17:50.021	11	2:17.760	40.780	59.132	37.848	234.2	13:17:57.199

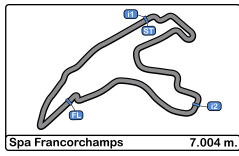
15 Yves Baltas Dallara F312 **21** Calan Williams Dallara F312
Campos Racing Fortec Motorsport

Lap D	Time	Sector 1	Sector 2	Sector 3	T. Spd	Elapsed	Lap D	Time	Sector 1	Sector 2	Sector 3	T. Spd	Elapsed
1	12:48:52.671 P	12:47:04.296	1:03.060	45.315	202.6	12:48:52.671	1	12:49:11.593	12:47:17.642	1:14.116	39.835	217.3	12:49:11.593
2	2:49.311	1:03.315	1:01.507	44.489	236.3	12:51:41.982	2	2:26.001	40.832	1:06.494	38.675	238.4	12:51:37.594
3	2:21.205	41.099	59.812	40.294	236.8	12:54:03.187	3	2:17.653	40.524	59.803	37.326	237.8	12:53:55.247
4	2:17.257	40.535	59.533	37.189	239.4	12:56:20.444	4	2:18.791	40.457	1:00.983	37.351	239.4	12:56:14.038
5	2:16.625	40.453	59.266	36.906	241.0	12:58:37.069	5	2:16.650	40.352	59.185	37.113	238.9	12:58:30.688
6	2:17.211	40.599	59.563	37.049	239.4	13:00:54.280	6	2:16.543	40.381	59.104	37.058	240.0	13:00:47.231
7	2:16.837	40.401	59.349	37.087	240.5	13:03:11.117	7	2:16.479	40.301	59.044	37.134	238.9	13:03:03.710
8	2:16.682	40.540	59.202	36.940	240.0	13:05:27.799	8	2:27.763 P	40.751	1:00.927	46.085	239.4	13:05:31.473
9	2:17.125	40.471	59.310	37.344	240.0	13:07:44.924	9	5:13.493	3:33.459	1:01.362	38.672	210.9	13:10:44.966
10	2:16.381	40.504	58.968	36.909	240.5	13:10:01.305	10	2:18.041	40.436	1:00.412	37.193	241.6	13:13:03.007
11	2:16.933	40.524	59.177	37.232	240.5	13:12:18.238	11	2:16.282	40.264	58.924	37.094	241.0	13:15:19.289
12	2:19.446	40.453	1:02.041	36.952	239.4	13:14:37.684	12	2:17.397	40.294	59.853	37.250	241.0	13:17:36.686
13	2:16.415	40.157	59.430	36.828	243.7	13:16:54.099							

18 Marcos Siebert Dallara F312 **28** Cameron Das Dallara F312
Campos Racing Carlin Motorsport

Lap D	Time	Sector 1	Sector 2	Sector 3	T. Spd	Elapsed	Lap D	Time	Sector 1	Sector 2	Sector 3	T. Spd	Elapsed
1	12:48:40.880 P	12:46:52.693	1:03.482	44.705	198.1	12:48:40.880	1	12:49:25.643	12:47:34.404	1:07.844	43.395	195.6	12:49:25.643
2	5:06.123	3:28.543	1:00.030	37.550	232.7	12:53:47.003	2	2:18.384	41.101	59.679	37.604	235.8	12:51:44.027
3	2:17.544	40.921	59.281	37.342	236.3	12:56:04.547	3	2:17.259	40.547	59.714	36.998	241.0	12:54:01.286
4	2:15.685	40.521	58.347	36.817	238.4	12:58:20.232	4	2:16.579	40.660	58.833	37.086	237.8	12:56:17.865
5	2:15.781	40.258	58.164	37.359	236.8	13:00:36.013	5	2:22.524 P	40.544	58.647	43.333	239.4	12:58:40.389
6	2:16.099	40.619	58.008	37.472	235.8	13:02:52.112	6	7:54.583	6:16.088	1:00.270	38.225	227.8	13:06:34.972
7	2:19.951	40.642	1:01.172	38.137	236.3	13:05:12.063	7	2:15.688	40.773	57.948	36.967	237.3	13:08:50.660
8	2:16.000	40.482	58.128	37.390	236.8	13:07:28.063	8	2:15.358	40.343	58.037	36.978	240.5	13:11:06.018
9	2:21.791	41.303	1:03.128	37.360	216.4	13:09:49.854	9	2:15.288	40.103	58.617	36.568	243.2	13:13:21.306
10	2:15.860	40.524	57.988	37.348	236.8	13:12:05.714	10	2:20.606	42.652	59.691	38.263	238.4	13:15:41.912
11	2:15.733	40.533	57.891	37.309	236.8	13:14:21.447	11	2:14.760	40.076	58.248	36.436	241.0	13:17:56.672
12	2:15.329	40.601	57.629	37.099	236.3	13:16:36.776							





Spa Francorchamps
Euroformula Open
Free Practice - 2
Lap Analysis



34

Matheus Iorio

Dallara F312

Carlin Motorsport

Lap	D	Time	Sector 1	Sector 2	Sector 3	T. Spd	Elapsed
1		12:48:38.628	12:46:57.198	1:03.572	37.858	198.5	12:48:38.628
2		2:17.974	40.935	59.964	37.075	236.8	12:50:56.602
3		2:16.756	40.512	59.185	37.059	241.0	12:53:13.358
4		2:26.424 P	40.201	59.266	46.957	248.8	12:55:39.782
5		7:38.458	5:55.549	1:05.510	37.399	174.7	13:03:18.240
6		2:16.556	40.768	58.818	36.970	236.8	13:05:34.796
7		2:15.857	40.498	58.562	36.797	238.4	13:07:50.653
8		2:15.514	40.302	58.591	36.621	242.6	13:10:06.167
9		2:18.843	39.973	1:01.800	37.070	247.1	13:12:25.010
10		2:17.127	41.678	58.667	36.782	241.0	13:14:42.137
11		2:15.191	40.169	58.383	36.639	241.6	13:16:57.328

77

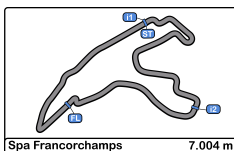
Guilherme Samaia

Dallara F312

RP Motorsport

Lap	D	Time	Sector 1	Sector 2	Sector 3	T. Spd	Elapsed
1		12:49:05.388	12:47:12.213	1:12.122	41.053	197.4	12:49:05.388
2		2:19.120	40.790	1:00.934	37.396	240.0	12:51:24.508
3		2:25.079	40.793	1:04.120	40.166	239.4	12:53:49.587
4		2:16.825	40.561	59.293	36.971	242.6	12:56:06.412
5		2:16.426	40.354	59.187	36.885	243.2	12:58:22.838
6		2:27.750 P	40.568	59.967	47.215	243.7	13:00:50.588
7		5:17.496	3:28.702	1:10.181	38.613	219.5	13:06:08.084
8		2:16.971	40.637	59.378	36.956	241.0	13:08:25.055
9		2:15.856	40.050	59.107	36.699	236.3	13:10:40.911
10		2:15.862	40.120	59.060	36.682	246.0	13:12:56.773
11		2:16.033	40.171	59.194	36.668	242.6	13:15:12.806
12		2:15.797	40.157	58.947	36.693	243.7	13:17:28.603



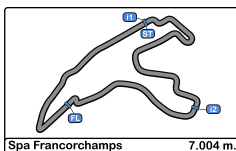


Spa Francorchamps
Euroformula Open
Free Practice - 2
Best Sectors Results



Sector - 1				Sector - 2			Sector - 3				Ideal Lap vs Best Lap				
Clas	Nº	Driver	Time	Nº	Driver	Time	Nº	Driver	Time	Clas	Nº	Driver	Ideal Lap	Best Lap	Clas
1	4	Felipe Drugovich	39.926	4	Felipe Drugovich	57.129	28	Cameron Das	36.436	1	4	Felipe Drugovich	2:13.996	2:14.715	1
2	34	Matheus Iorio	39.973	18	Marcos Siebert	57.629	34	Matheus Iorio	36.621	2	28	Cameron Das	2:14.460	2:14.760	2
3	77	Guilherme Samaia	40.050	11	Alex Karkosik	57.731	12	Christian Hahn	36.639	3	18	Marcos Siebert	2:14.704	2:15.329	7
4	28	Cameron Das	40.076	8	Lukas Dunner	57.753	77	Guilherme Samaia	36.668	4	8	Lukas Dunner	2:14.826	2:15.342	8
5	12	Christian Hahn	40.132	7	Jannes Fittje	57.764	18	Marcos Siebert	36.817	5	10	Bent Viscaal	2:14.864	2:14.893	3
6	15	Yves Baltas	40.157	10	Bent Viscaal	57.797	8	Lukas Dunner	36.820	6	11	Alex Karkosik	2:14.937	2:15.308	6
7	10	Bent Viscaal	40.222	28	Cameron Das	57.948	15	Yves Baltas	36.828	7	34	Matheus Iorio	2:14.977	2:15.191	4
8	11	Alex Karkosik	40.247	3	Michael Benyahia	58.110	10	Bent Viscaal	36.845	8	7	Jannes Fittje	2:15.248	2:15.287	5
9	8	Lukas Dunner	40.253	34	Matheus Iorio	58.383	4	Felipe Drugovich	36.941	9	12	Christian Hahn	2:15.513	2:15.750	9
10	18	Marcos Siebert	40.258	12	Christian Hahn	58.742	11	Alex Karkosik	36.959	10	77	Guilherme Samaia	2:15.665	2:15.797	10
11	21	Calan Williams	40.264	21	Calan Williams	58.924	7	Jannes Fittje	37.015	11	3	Michael Benyahia	2:15.669	2:15.982	11
12	1	Leonard Hoogenboom	40.282	1	Leonard Hoogenboom	58.933	21	Calan Williams	37.058	12	15	Yves Baltas	2:15.953	2:16.381	13
13	7	Jannes Fittje	40.469	77	Guilherme Samaia	58.947	3	Michael Benyahia	37.084	13	21	Calan Williams	2:16.246	2:16.282	12
14	3	Michael Benyahia	40.475	15	Yves Baltas	58.968	1	Leonard Hoogenboom	37.173	14	1	Leonard Hoogenboom	2:16.388	2:16.770	14
15	19	Aldo Festante	40.544	19	Aldo Festante	59.118	19	Aldo Festante	37.415	15	19	Aldo Festante	2:17.077	2:17.336	15



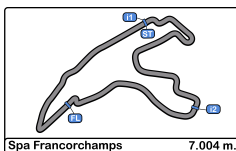


Spa Francorchamps
Euroformula Open
Free Practice - 2
Best 5 Lap Times



Cls	Nº	Entrant	Nat	Driver	Nat	Cat	Cls	Chassis	Team	Best 1		Best 2		Best 3		Best 4		Best 5	
										Time	Lap	Time	Lap	Time	Lap	Time	Lap	Time	Lap
1	4	RP Motorsport	ITA	Felipe Drugovich	BRA			Dallara F312	RP Motorsport	2:14.715	10	2:14.909	8	2:15.001	9	2:15.597	7	2:15.897	3
2	28	Carlin Motorsport	GBR	Cameron Das	USA			Dallara F312	Carlin Motorsport	2:14.760	11	2:15.288	9	2:15.358	8	2:15.688	7	2:16.579	4
3	10	RACE	ESP	Bent Viscaal	NLD	R	1	Dallara F312	Teo Martin Motorsport	2:14.893	12	2:15.219	11	2:15.421	10	2:15.896	5	2:16.125	9
4	34	Carlin Motorsport	GBR	Matheus Iorio	BRA			Dallara F312	Carlin Motorsport	2:15.191	11	2:15.514	8	2:15.857	7	2:16.556	6	2:16.756	3
5	7	Drivex School	ESP	Jannes Fittje	DEU			Dallara F312	Drivex School	2:15.287	11	2:15.514	10	2:16.023	8	2:16.304	7	2:16.839	4
6	11	Campos Racing	ESP	Alex Karkosik	POL			Dallara F312	Campos Racing	2:15.308	12	2:15.408	11	2:15.648	9	2:15.674	6	2:15.874	7
7	18	Campos Racing	ESP	Marcos Siebert	ARG			Dallara F312	Campos Racing	2:15.329	12	2:15.685	4	2:15.733	11	2:15.781	5	2:15.860	10
8	8	Drivex School	ESP	Lukas Dunner	AUT	R	2	Dallara F312	Drivex School	2:15.342	10	2:15.542	9	2:16.165	8	2:16.176	4	2:16.250	3
9	12	Drivex School	ESP	Christian Hahn	BRA			Dallara F312	Drivex School	2:15.750	10	2:15.995	9	2:16.184	3	2:16.275	4	2:17.318	2
10	77	RP Motorsport	ITA	Guilherme Samaia	BRA			Dallara F312	RP Motorsport	2:15.797	12	2:15.856	9	2:15.862	10	2:16.033	11	2:16.426	5
11	3	RP Motorsport	ITA	Michael Benyahia	MAR	R	3	Dallara F312	RP Motorsport	2:15.982	10	2:16.108	9	2:16.178	12	2:16.211	11	2:16.641	8
12	21	Fortec Motorsport	GBR	Calan Williams	AUS			Dallara F312	Fortec Motorsport	2:16.282	11	2:16.479	7	2:16.543	6	2:16.650	5	2:17.397	12
13	15	Campos Racing	ESP	Yves Baltas	USA	R	4	Dallara F312	Campos Racing	2:16.381	10	2:16.415	13	2:16.625	5	2:16.682	8	2:16.837	7
14	1	RP Motorsport	ITA	Leonard Hoogenboom	NLD	R	5	Dallara F312	RP Motorsport	2:16.770	8	2:16.785	5	2:17.045	4	2:17.666	3	2:19.593	2
15	19	Fortec Motorsport	GBR	Aldo Festante	ITA	R	6	Dallara F312	Fortec Motorsport	2:17.336	5	2:17.685	9	2:17.760	11	2:17.766	10	2:17.848	8



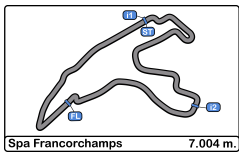


Spa Francorchamps
Euroformula Open
Free Practice - 2
Best 5 Top Speeds



Cls	Nº	Entrant	Nat	Driver	Nat	Cat	Cls	Chassis	Team	Top 1		Top 2		Top 3		Top 4		Top 5		Avg
										Km/h	Lap	Km/h	Lap	Km/h	Lap	Km/h	Lap	Km/h	Lap	
1	34	Carlin Motorsport	GBR	Matheus Iorio	BRA			Dallara F312	Carlin Motorsport	248.8	4	247.1	9	242.6	8	241.6	11	241.0	3	244.2
2	8	Drivex School	ESP	Lukas Dunner	AUT	R	1	Dallara F312	Drivex School	246.0	5	242.1	4	241.6	3	240.5	2	240.5	9	242.1
3	12	Drivex School	ESP	Christian Hahn	BRA			Dallara F312	Drivex School	246.0	5	246.0	9	245.4	3	244.8	4	243.7	10	245.2
4	77	RP Motorsport	ITA	Guilherme Samaia	BRA			Dallara F312	RP Motorsport	246.0	10	243.7	6	243.7	12	243.2	5	242.6	4	243.9
5	15	Campos Racing	ESP	Yves Baltas	USA	R	2	Dallara F312	Campos Racing	243.7	13	241.0	5	240.5	7	240.5	10	240.5	11	241.2
6	4	RP Motorsport	ITA	Felipe Drugovich	BRA			Dallara F312	RP Motorsport	243.2	4	241.0	3	238.9	5	238.9	9	237.8	2	240.0
7	28	Carlin Motorsport	GBR	Cameron Das	USA			Dallara F312	Carlin Motorsport	243.2	9	241.0	3	241.0	11	240.5	8	239.4	5	241.0
8	3	RP Motorsport	ITA	Michael Benyahia	MAR	R	3	Dallara F312	RP Motorsport	242.6	9	242.1	3	238.9	4	238.9	10	238.9	11	240.3
9	21	Fortec Motorsport	GBR	Calan Williams	AUS			Dallara F312	Fortec Motorsport	241.6	10	241.0	11	241.0	12	240.0	6	239.4	4	240.6
10	1	RP Motorsport	ITA	Leonard Hoogenboom	NLD	R	4	Dallara F312	RP Motorsport	240.5	9	240.0	6	239.4	4	239.4	5	238.9	8	239.6
11	10	RACE	ESP	Bent Viscaal	NLD	R	5	Dallara F312	Teo Martin Motorsport	240.5	6	240.5	11	239.4	5	239.4	9	239.4	10	239.8
12	11	Campos Racing	ESP	Alex Karkosik	POL			Dallara F312	Campos Racing	240.0	8	237.8	11	237.3	10	237.3	12	237.3	13	237.9
13	19	Fortec Motorsport	GBR	Aldo Festante	ITA	R	6	Dallara F312	Fortec Motorsport	240.0	3	240.0	6	237.8	2	235.8	8	235.2	9	237.7
14	7	Drivex School	ESP	Jannes Fittje	DEU			Dallara F312	Drivex School	238.4	11	237.8	10	236.8	3	236.8	5	236.3	4	237.2
15	18	Campos Racing	ESP	Marcos Siebert	ARG			Dallara F312	Campos Racing	238.4	4	236.8	5	236.8	8	236.8	10	236.8	11	237.1



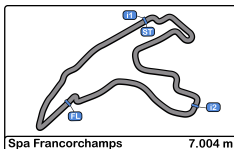


Spa Francorchamps
Euroformula Open
Free Practice - 2
Fastest Laps Sequence



Lap	Time of Day	Session Time	Nº	Entrant	Nat	Driver	Nat	Cat	Chassis	Team	Time	Km/h
2	12:50:53.479	4:53.479	1	RP Motorsport	ITA	Leonard Hoogenboom	NLD	R	Dallara F312	RP Motorsport	2:19.593	180.6
2	12:50:54.494	4:54.494	3	RP Motorsport	ITA	Michael Benyahia	MAR	R	Dallara F312	RP Motorsport	2:19.184	181.1
2	12:50:56.602	4:56.602	34	Carlin Motorsport	GBR	Matheus Iorio	BRA		Dallara F312	Carlin Motorsport	2:17.974	182.7
2	12:50:58.169	4:58.169	4	RP Motorsport	ITA	Felipe Drugovich	BRA		Dallara F312	RP Motorsport	2:17.266	183.6
3	12:53:13.358	7:13.358	34	Carlin Motorsport	GBR	Matheus Iorio	BRA		Dallara F312	Carlin Motorsport	2:16.756	184.3
3	12:53:14.066	7:14.066	4	RP Motorsport	ITA	Felipe Drugovich	BRA		Dallara F312	RP Motorsport	2:15.897	185.5
4	12:58:20.232	12:20.232	18	Campos Racing	ESP	Marcos Siebert	ARG		Dallara F312	Campos Racing	2:15.685	185.8
6	13:01:28.027	15:28.027	11	Campos Racing	ESP	Alex Karkosik	POL		Dallara F312	Campos Racing	2:15.674	185.8
7	13:07:16.175	21:16.175	4	RP Motorsport	ITA	Felipe Drugovich	BRA		Dallara F312	RP Motorsport	2:15.597	185.9
8	13:09:31.084	23:31.084	4	RP Motorsport	ITA	Felipe Drugovich	BRA		Dallara F312	RP Motorsport	2:14.909	186.8
10	13:14:00.800	28:00.800	4	RP Motorsport	ITA	Felipe Drugovich	BRA		Dallara F312	RP Motorsport	2:14.715	187.1



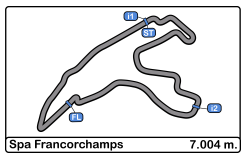


Spa Francorchamps
Euroformula Open
Free Practice - 2
Event Best Maximum Speed



Nº	Entrant	Nat	Driver	Nat	Cat	Clas	Chassis	Team	Km/h	Session
34	Carlin Motorsport	GBR	Matheus Iorio	BRA			Dallara F312	Carlin Motorsport	248.8	Free Practice - 2
12	Drivex School	ESP	Christian Hahn	BRA			Dallara F312	Drivex School	246.0	Free Practice - 2
8	Drivex School	ESP	Lukas Dunner	AUT	R	1	Dallara F312	Drivex School	246.0	Free Practice - 2
77	RP Motorsport	ITA	Guilherme Samaia	BRA			Dallara F312	RP Motorsport	246.0	Free Practice - 2
1	RP Motorsport	ITA	Leonard Hoogenboom	NLD	R	2	Dallara F312	RP Motorsport	244.8	Free Practice - 1
15	Campos Racing	ESP	Yves Baltas	USA	R	3	Dallara F312	Campos Racing	243.7	Free Practice - 2
4	RP Motorsport	ITA	Felipe Drugovich	BRA			Dallara F312	RP Motorsport	243.2	Free Practice - 2
28	Carlin Motorsport	GBR	Cameron Das	USA			Dallara F312	Carlin Motorsport	243.2	Free Practice - 2
3	RP Motorsport	ITA	Michael Benyahia	MAR	R	4	Dallara F312	RP Motorsport	242.6	Free Practice - 2
7	Drivex School	ESP	Jannes Fittje	DEU			Dallara F312	Drivex School	242.1	Free Practice - 1
21	Fortec Motorsport	GBR	Calan Williams	AUS			Dallara F312	Fortec Motorsport	242.1	Free Practice - 1
19	Fortec Motorsport	GBR	Aldo Festante	ITA	R	5	Dallara F312	Fortec Motorsport	242.1	Free Practice - 1
10	RACE	ESP	Bent Viscaal	NLD	R	6	Dallara F312	Teo Martin Motorsport	240.5	Free Practice - 2
11	Campos Racing	ESP	Alex Karkosik	POL			Dallara F312	Campos Racing	240.0	Free Practice - 1
18	Campos Racing	ESP	Marcos Siebert	ARG			Dallara F312	Campos Racing	238.4	Free Practice - 2





Spa Francorchamps
Euroformula Open
Free Practice - 2
Pit Stop Analysis



1 Leonard Hoogenboom R RP Motorsport
Dallara F312

Nr.	In Day Time	In Time	Out Time	Pit Time	T. Pit Time	Handicap	Penalty
1	13:00:03.996	13:00:03.996	13:04:39.733	4:35.737	4:35.737		

3 Michael Benyahia R RP Motorsport
Dallara F312

Nr.	In Day Time	In Time	Out Time	Pit Time	T. Pit Time	Handicap	Penalty
1	13:00:09.069	13:00:09.069	13:03:34.579	3:25.510	3:25.510		

4 Felipe Drugovich RP Motorsport
Dallara F312

Nr.	In Day Time	In Time	Out Time	Pit Time	T. Pit Time	Handicap	Penalty
1	12:57:50.455	12:57:50.455	13:02:38.669	4:48.214	4:48.214		

7 Jannes Fittje Drivex School
Dallara F312

Nr.	In Day Time	In Time	Out Time	Pit Time	T. Pit Time	Handicap	Penalty
1	12:57:58.717	12:57:58.717	13:02:53.406	4:54.689	4:54.689		

8 Lukas Dunner R Drivex School
Dallara F312

Nr.	In Day Time	In Time	Out Time	Pit Time	T. Pit Time	Handicap	Penalty
1	12:57:54.794	12:57:54.794	13:05:26.045	7:31.251	7:31.251		

10 Bent Viscaal R RACE
Dallara F312

Nr.	In Day Time	In Time	Out Time	Pit Time	T. Pit Time	Handicap	Penalty
1	13:00:59.695	13:00:59.695	13:04:27.158	3:27.463	3:27.463		

11 Alex Karkosik Campos Racing
Dallara F312

Nr.	In Day Time	In Time	Out Time	Pit Time	T. Pit Time	Handicap	Penalty
1	12:51:32.647	12:51:32.647	12:52:07.992	35.345	35.345		

12 Christian Hahn Drivex School
Dallara F312

Nr.	In Day Time	In Time	Out Time	Pit Time	T. Pit Time	Handicap	Penalty
1	12:57:52.482	12:57:52.482	13:03:44.559	5:52.077	5:52.077		

15 Yves Baltas R Campos Racing
Dallara F312

Nr.	In Day Time	In Time	Out Time	Pit Time	T. Pit Time	Handicap	Penalty
1	12:48:47.368	12:48:47.368	12:49:11.390	24.022	24.022		

18 Marcos Siebert Campos Racing
Dallara F312

Nr.	In Day Time	In Time	Out Time	Pit Time	T. Pit Time	Handicap	Penalty
1	12:48:35.558	12:48:35.558	12:51:24.070	2:48.512	2:48.512		

19 Aldo Festante R Fortec Motorsport
Dallara F312

Nr.	In Day Time	In Time	Out Time	Pit Time	T. Pit Time	Handicap	Penalty
1	13:00:41.790	13:00:41.790	13:06:31.687	5:49.897	5:49.897		

21 Calan Williams Fortec Motorsport
Dallara F312

Nr.	In Day Time	In Time	Out Time	Pit Time	T. Pit Time	Handicap	Penalty
1	13:05:26.113	13:05:26.113	13:08:24.714	2:58.601	2:58.601		

28 Cameron Das Carlin Motorsport
Dallara F312

Nr.	In Day Time	In Time	Out Time	Pit Time	T. Pit Time	Handicap	Penalty
1	12:58:35.105	12:58:35.105	13:04:18.788	5:43.683	5:43.683		

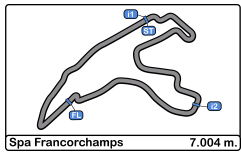
34 Matheus Iorio Carlin Motorsport
Dallara F312

Nr.	In Day Time	In Time	Out Time	Pit Time	T. Pit Time	Handicap	Penalty
1	12:55:34.510	12:55:34.510	13:00:47.062	5:12.552	5:12.552		

77 Guilherme Samaia RP Motorsport
Dallara F312

Nr.	In Day Time	In Time	Out Time	Pit Time	T. Pit Time	Handicap	Penalty
1	13:00:44.175	13:00:44.175	13:03:39.130	2:54.955	2:54.955		

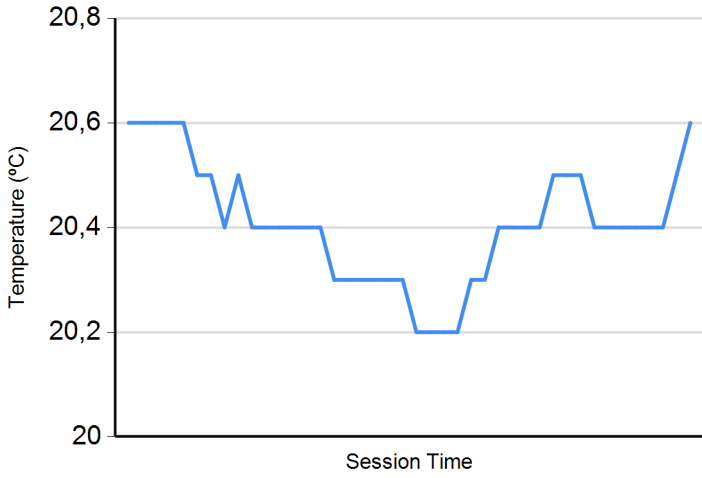




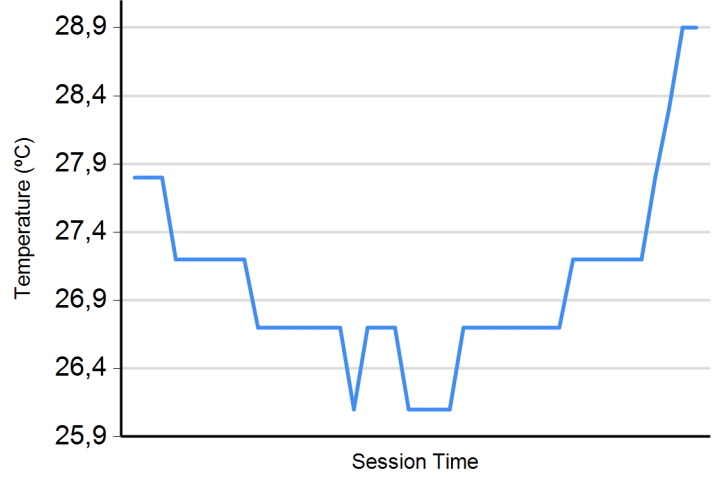
Spa Francorchamps
Euroformula Open
Free Practice - 2
Weather Report



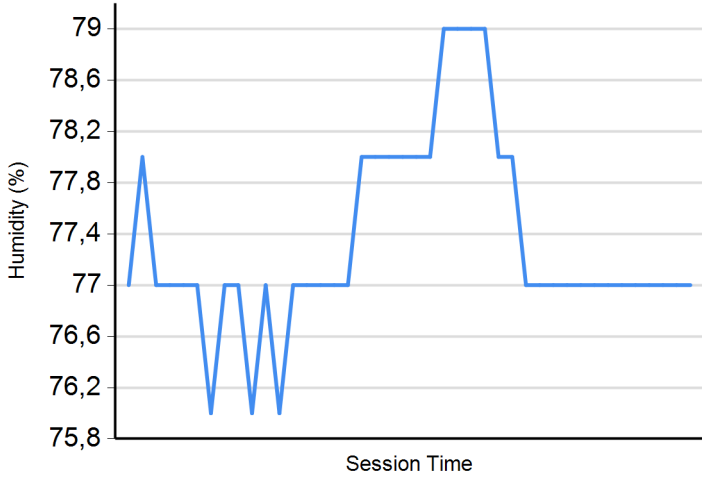
Air Temperature



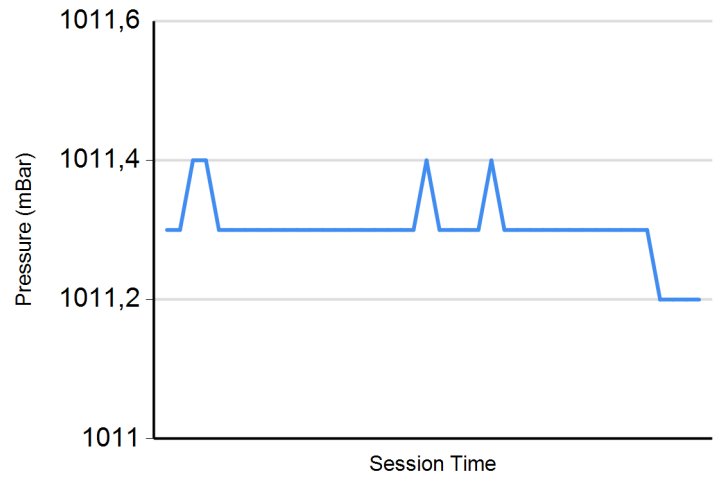
Track Temperature



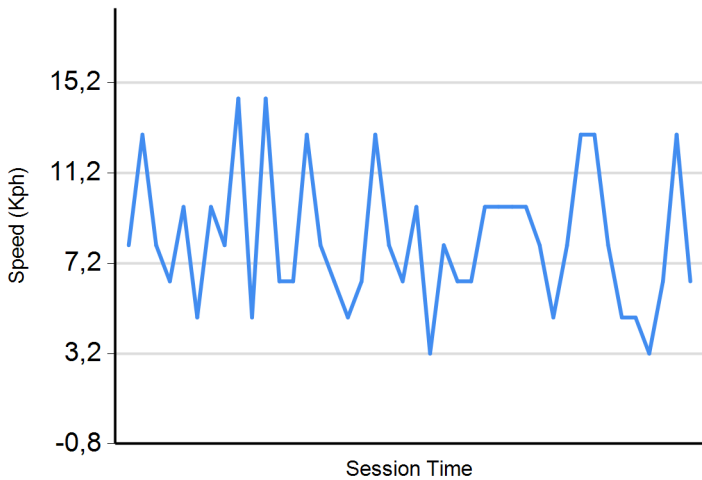
Humidity



Pressure

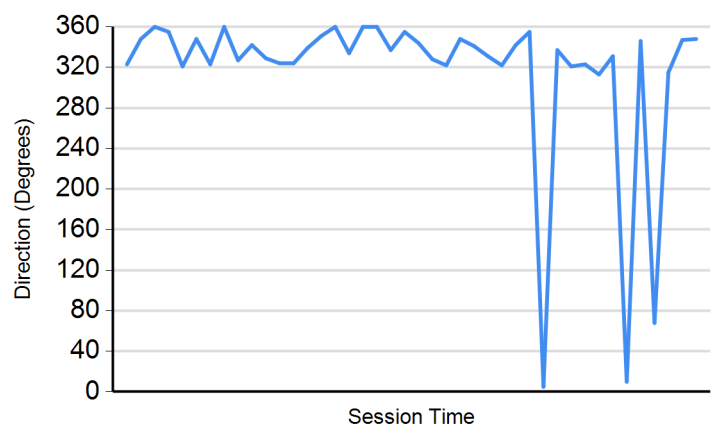


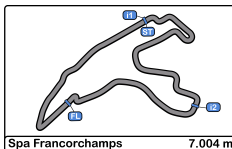
Wind Speed



Wind direction

North = 0°/360° Est = 90° South = 180° West = 270°





Spa Francorchamps
Euroformula Open
Free Practice 1 - 2
Results



Cls	Nº	Entrant	Nat	Driver	Nat	Cat	Cls	Chassis	Team	Laps	Free Practice - 1	Free Practice - 2	Best	Gap	Interval	Km/h
1	11	Campos Racing	ESP	Alex Karkosik	POL			Dallara F312	Campos Racing	23	2:14.692	10	2:15.308	12	2:14.692	187.2
2	4	RP Motorsport	ITA	Felipe Drugovich	BRA			Dallara F312	RP Motorsport	24	2:15.015	12	2:14.715	10	2:14.715	0.023 0.023 187.1
3	28	Carlin Motorsport	GBR	Cameron Das	USA			Dallara F312	Carlin Motorsport	22	2:15.585	8	2:14.760	11	2:14.760	0.068 0.045 187.1
4	10	RACE	ESP	Bent Viscaal	NLD	R	1	Dallara F312	Teo Martin Motorsport	23	2:17.329	10	2:14.893	12	2:14.893	0.201 0.133 186.9
5	34	Carlin Motorsport	GBR	Matheus Iorio	BRA			Dallara F312	Carlin Motorsport	22	2:15.465	8	2:15.191	11	2:15.191	0.499 0.298 186.5
6	7	Drivex School	ESP	Jannes Fittje	DEU			Dallara F312	Drivex School	24	2:15.707	12	2:15.287	11	2:15.287	0.595 0.096 186.3
7	18	Campos Racing	ESP	Marcos Siebert	ARG			Dallara F312	Campos Racing	15	2:47.033	2	2:15.329	12	2:15.329	0.637 0.042 186.3
8	8	Drivex School	ESP	Lukas Dunner	AUT	R	2	Dallara F312	Drivex School	21	2:15.776	9	2:15.342	10	2:15.342	0.650 0.013 186.3
9	12	Drivex School	ESP	Christian Hahn	BRA			Dallara F312	Drivex School	24	2:16.272	12	2:15.750	10	2:15.750	1.058 0.408 185.7
10	77	RP Motorsport	ITA	Guilherme Samaia	BRA			Dallara F312	RP Motorsport	23	2:17.283	8	2:15.797	12	2:15.797	1.105 0.047 185.6
11	3	RP Motorsport	ITA	Michael Benyahia	MAR	R	3	Dallara F312	RP Motorsport	23	2:16.340	6	2:15.982	10	2:15.982	1.290 0.185 185.4
12	1	RP Motorsport	ITA	Leonard Hoogenboom	NLD	R	4	Dallara F312	RP Motorsport	21	2:16.250	11	2:16.770	8	2:16.250	1.558 0.268 185.0
13	21	Fortec Motorsport	GBR	Calan Williams	AUS			Dallara F312	Fortec Motorsport	23	2:17.662	9	2:16.282	11	2:16.282	1.590 0.032 185.0
14	15	Campos Racing	ESP	Yves Baltas	USA	R	5	Dallara F312	Campos Racing	26	2:17.012	9	2:16.381	10	2:16.381	1.689 0.099 184.8
15	19	Fortec Motorsport	GBR	Aldo Festante	ITA	R	6	Dallara F312	Fortec Motorsport	20	2:18.062	6	2:17.336	5	2:17.336	2.644 0.955 183.5

Published at:.....

Stewards:	Race Director:	Timekeeper: 
-----------	----------------	--

