

Spa Francorchamps  
Euroformula Open  
Free Practice - 3  
Provisional Results



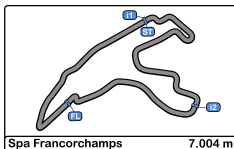
Clas	Nº	Entrant	Nat	Driver	Nat	Cat	Clas	Chassis	Team	Laps	Best	Time	Gap	Interval	Km/h
1	28	Carlin Motorsport	GBR	Cameron Das	USA			Dallara F312	Carlin Motorsport	11	10	2:13.445			188.9
2	11	Campos Racing	ESP	Alex Karkosik	POL			Dallara F312	Campos Racing	11	11	2:13.480	0.035	0.035	188.9
3	34	Carlin Motorsport	GBR	Matheus Iorio	BRA			Dallara F312	Carlin Motorsport	11	10	2:13.995	0.550	0.515	188.1
4	10	RACE	ESP	Bent Viscaal	NLD	R	1	Dallara F312	Teo Martin Motorsport	12	11	2:14.119	0.674	0.124	188.0
5	18	Campos Racing	ESP	Marcos Siebert	ARG			Dallara F312	Campos Racing	10	9	2:14.496	1.051	0.377	187.4
6	4	RP Motorsport	ITA	Felipe Drugovich	BRA			Dallara F312	RP Motorsport	12	11	2:14.614	1.169	0.118	187.3
7	21	Fortec Motorsport	GBR	Calan Williams	AUS			Dallara F312	Fortec Motorsport	11	10	2:15.130	1.685	0.516	186.5
8	1	RP Motorsport	ITA	Leonard Hoogenboom	NLD	R	2	Dallara F312	RP Motorsport	13	10	2:15.155	1.710	0.025	186.5
9	15	Campos Racing	ESP	Yves Baltas	USA	R	3	Dallara F312	Campos Racing	12	11	2:15.183	1.738	0.028	186.5
10	7	Drivex School	ESP	Jannes Fittje	DEU			Dallara F312	Drivex School	11	11	2:15.306	1.861	0.123	186.3
11	8	Drivex School	ESP	Lukas Dunner	AUT	R	4	Dallara F312	Drivex School	12	12	2:15.654	2.209	0.348	185.8
12	12	Drivex School	ESP	Christian Hahn	BRA			Dallara F312	Drivex School	10	10	2:15.754	2.309	0.100	185.7
13	3	RP Motorsport	ITA	Michael Benyahia	MAR	R	5	Dallara F312	RP Motorsport	12	5	2:16.135	2.690	0.381	185.2
14	77	RP Motorsport	ITA	Guilherme Samaia	BRA			Dallara F312	RP Motorsport	11	8	2:16.269	2.824	0.134	185.0
15	19	Fortec Motorsport	GBR	Aldo Festante	ITA	R	6	Dallara F312	Fortec Motorsport	11	3	2:16.419	2.974	0.150	184.8

Published at:.....

Track Temp: 31.1 °C    Air Temp: 22.2 °C    Humidity: 71 %    Track Status: DRY

Stewards:	Race Director:	Timekeeper: 
-----------	----------------	---





Spa Francorchamps  
Euroformula Open  
Free Practice - 3  
Provisional Results by Class



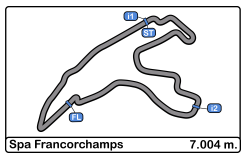
Clas	Nº	Entrant	Nat	Driver	Nat	Cat	Clas	Chassis	Team	Laps	Best	Time	Gap	Interval	Km/h
1	28	Carlin Motorsport	GBR	Cameron Das	USA			Dallara F312	Carlin Motorsport	11	10	2:13.445			188.9
2	11	Campos Racing	ESP	Alex Karkosik	POL			Dallara F312	Campos Racing	11	11	2:13.480	0.035	0.035	188.9
3	34	Carlin Motorsport	GBR	Matheus Iorio	BRA			Dallara F312	Carlin Motorsport	11	10	2:13.995	0.550	0.515	188.1
4	18	Campos Racing	ESP	Marcos Siebert	ARG			Dallara F312	Campos Racing	10	9	2:14.496	1.051	0.501	187.4
5	4	RP Motorsport	ITA	Felipe Drugovich	BRA			Dallara F312	RP Motorsport	12	11	2:14.614	1.169	0.118	187.3
6	21	Fortec Motorsport	GBR	Calan Williams	AUS			Dallara F312	Fortec Motorsport	11	10	2:15.130	1.685	0.516	186.5
7	7	Drivex School	ESP	Jannes Fittje	DEU			Dallara F312	Drivex School	11	11	2:15.306	1.861	0.176	186.3
8	12	Drivex School	ESP	Christian Hahn	BRA			Dallara F312	Drivex School	10	10	2:15.754	2.309	0.448	185.7
9	77	RP Motorsport	ITA	Guilherme Samaia	BRA			Dallara F312	RP Motorsport	11	8	2:16.269	2.824	0.515	185.0
<b>Rookie</b>															
1	10	RACE	ESP	Bent Viscaal	NLD	R	1	Dallara F312	Teo Martin Motorsport	12	11	2:14.119			188.0
2	1	RP Motorsport	ITA	Leonard Hoogenboom	NLD	R	2	Dallara F312	RP Motorsport	13	10	2:15.155	1.036	1.036	186.5
3	15	Campos Racing	ESP	Yves Baltas	USA	R	3	Dallara F312	Campos Racing	12	11	2:15.183	1.064	0.028	186.5
4	8	Drivex School	ESP	Lukas Dunner	AUT	R	4	Dallara F312	Drivex School	12	12	2:15.654	1.535	0.471	185.8
5	3	RP Motorsport	ITA	Michael Benyahia	MAR	R	5	Dallara F312	RP Motorsport	12	5	2:16.135	2.016	0.481	185.2
6	19	Fortec Motorsport	GBR	Aldo Festante	ITA	R	6	Dallara F312	Fortec Motorsport	11	3	2:16.419	2.300	0.284	184.8

Published at:.....

Track Temp: 31.1 °C    Air Temp: 22.2 °C    Humidity: 71 %    Track Status: DRY

Stewards:	Race Director:	Timekeeper: 
-----------	----------------	---





**Spa Francorchamps**  
Euroformula Open  
Free Practice - 3  
Lap Analysis



**1** Leonard Hoogenboom Dallara F312 **7** Jannes Fittje Dallara F312  
RP Motorsport Drivex School

Lap	D	Time	Sector 1	Sector 2	Sector 3	T. Spd	Elapsed	Lap	D	Time	Sector 1	Sector 2	Sector 3	T. Spd	Elapsed
1		15:52:46.676	P 15:50:50.232	1:06.875	49.569	219.0	15:52:46.676	1		15:52:40.364	15:50:58.638	1:03.044	38.682	214.2	15:52:40.364
2		3:08.056	1:28.366	1:02.033	37.657	228.3	15:55:54.732	2		2:18.227	40.988	59.573	37.666	238.9	15:54:58.591
3		2:16.931	40.857	58.727	37.347	236.3	15:58:11.663	3		2:16.221	40.714	58.367	37.140	238.4	15:57:14.812
4		2:16.297	40.513	58.658	37.126	237.3	16:00:27.960	4		2:16.205	<b>40.382</b>	58.455	37.368	240.0	15:59:31.017
5		2:16.731	40.618	58.905	37.208	237.8	16:02:44.691	5		2:38.137	59.145	1:01.732	37.260	169.2	16:02:09.154
6		2:15.945	40.540	58.452	36.953	238.9	16:05:00.636	6		2:15.813	40.591	58.209	37.013	238.4	16:04:24.967
7		2:15.962	40.480	58.526	36.956	240.5	16:07:16.598	7		2:25.558	P 42.008	59.557	43.993	214.7	16:06:50.525
8		2:15.699	40.309	58.372	37.018	241.0	16:09:32.297	8		6:38.761	4:32.024	1:25.422	41.315	175.6	16:13:29.286
9		2:15.238	<b>40.023</b>	58.475	36.740	242.6	16:11:47.535	9		2:29.302	52.078	59.844	37.380	213.0	16:15:58.588
10		<b>2:15.155</b>	40.223	<b>58.313</b>	<b>36.619</b>	243.7	16:14:02.690	10		2:15.381	40.747	57.647	<b>36.987</b>	235.2	16:18:13.969
11		2:17.557	40.372	1:00.043	37.142	240.0	16:16:20.247	11		<b>2:15.306</b>	40.681	<b>57.514</b>	37.111	235.8	16:20:29.275
12		2:16.261	40.385	58.809	37.067	240.0	16:18:36.508	<b>8</b>							
13		2:16.136	40.310	58.753	37.073	238.9	16:20:52.644	Lukas Dunner Dallara F312							

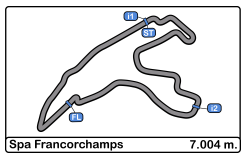
**3** Michael Benyahia Dallara F312  
RP Motorsport

Lap	D	Time	Sector 1	Sector 2	Sector 3	T. Spd	Elapsed	Lap	D	Time	Sector 1	Sector 2	Sector 3	T. Spd	Elapsed
1		15:52:24.705	15:50:45.959	1:00.911	37.835	214.2	15:52:24.705	1		15:53:51.045	P 15:51:54.533	1:05.069	51.443	201.4	15:53:51.045
2		2:17.420	41.283	58.846	37.291	234.2	15:54:42.125	2		2:53.220	P 1:04.001	1:02.956	46.263	227.8	15:56:44.265
3		2:16.373	40.765	58.358	37.250	237.3	15:56:58.498	3		2:58.876	1:20.390	1:01.384	37.102	235.2	15:59:43.141
4		2:16.205	<b>40.655</b>	58.312	37.238	236.8	15:59:14.703	4		2:17.079	40.856	58.835	37.388	239.4	16:02:00.220
5		<b>2:16.135</b>	40.682	<b>58.190</b>	37.263	236.3	16:01:30.838	5		2:16.777	40.784	59.136	<b>36.857</b>	245.4	16:04:16.997
6		2:23.955	P 40.968	58.528	44.459	233.2	16:03:54.793	6		2:17.044	41.032	58.773	37.239	236.3	16:06:34.041
7		6:45.524	5:08.345	59.732	37.447	235.2	16:10:40.317	7		2:16.206	40.884	58.321	37.001	237.3	16:08:50.247
8		2:16.597	40.762	58.483	37.352	237.8	16:12:56.914	8		2:16.114	40.897	58.199	37.018	237.3	16:11:06.361
9		2:17.226	40.943	58.763	37.520	237.3	16:15:14.140	9		2:23.769	P 40.836	59.137	43.796	238.4	16:13:30.130
10		2:16.490	40.721	58.539	<b>37.230</b>	238.4	16:17:30.630	10		3:34.062	1:58.507	58.423	37.132	238.4	16:17:04.192
11		2:16.465	40.738	58.420	37.307	237.8	16:19:47.095	11		2:15.849	<b>40.769</b>	57.982	37.098	237.8	16:19:20.041
12		2:16.531	40.828	58.414	37.289	237.3	16:22:03.626	12		<b>2:15.654</b>	40.826	<b>57.895</b>	36.933	236.8	16:21:35.695

**4** Felipe Drugovich Dallara F312  
RP Motorsport

Lap	D	Time	Sector 1	Sector 2	Sector 3	T. Spd	Elapsed	Lap	D	Time	Sector 1	Sector 2	Sector 3	T. Spd	Elapsed
1		15:52:52.696	P 15:51:03.768	1:03.088	45.840	181.5	15:52:52.696	1		15:52:23.199	15:50:43.612	1:01.845	37.742	217.7	15:52:23.199
2		3:13.211	1:36.230	59.704	37.277	231.7	15:56:05.907	2		2:16.882	41.138	58.620	37.124	232.7	15:54:40.081
3		2:16.423	40.609	58.669	37.145	237.3	15:58:22.330	3		2:15.937	40.744	58.183	37.010	236.3	15:56:56.018
4		2:15.958	40.513	58.319	37.126	237.8	16:00:38.288	4		2:16.365	40.589	58.775	37.001	236.3	15:59:12.383
5		2:15.442	40.420	58.040	36.982	238.4	16:02:53.730	5		2:22.708	P 40.564	58.560	43.584	235.8	16:01:35.091
6		2:15.171	40.410	57.884	36.877	238.9	16:05:08.901	6		6:07.470	4:27.511	1:02.013	37.946	222.6	16:07:42.561
7		2:14.985	40.322	57.757	36.906	240.0	16:07:23.886	7		2:17.525	41.042	59.235	37.248	225.0	16:10:00.086
8		2:15.395	40.454	58.019	36.922	241.0	16:09:39.281	8		2:14.707	40.569	57.430	36.708	237.8	16:12:14.793
9		2:14.691	40.372	<b>57.737</b>	<b>36.582</b>	241.0	16:11:53.972	9		2:14.527	40.405	57.361	36.761	238.4	16:14:29.320
10		2:20.734	41.857	1:02.071	36.806	171.7	16:14:14.706	10		2:14.321	40.315	57.222	36.784	240.0	16:16:43.641
11		<b>2:14.614</b>	<b>40.067</b>	57.862	36.685	242.6	16:16:29.320	11		<b>2:14.119</b>	<b>40.293</b>	<b>57.172</b>	<b>36.654</b>	240.0	16:18:57.760
12		2:26.175	P 40.350	58.149	47.676	239.4	16:18:55.495	12		2:15.116	40.345	58.076	36.695	238.4	16:21:12.876





Spa Francorchamps  
Euroformula Open  
Free Practice - 3  
Lap Analysis



11 Alex Karkosik Dallara F312 18 Marcos Siebert Dallara F312  
Campos Racing Campos Racing

Lap D	Time	Sector 1	Sector 2	Sector 3	T. Spd	Elapsed	Lap D	Time	Sector 1	Sector 2	Sector 3	T. Spd	Elapsed
1	15:52:58.017	15:51:15.472	1:04.152	38.393	200.7	15:52:58.017	1	15:52:39.420	15:50:55.231	1:03.981	40.208	220.4	15:52:39.420
2	2:16.750	40.891	58.981	36.878	235.8	15:55:14.767	2	2:20.820	40.919	58.990	40.911	236.8	15:55:00.240
3	2:15.120	40.451	57.885	36.784	238.4	15:57:29.887	3	2:15.028	40.472	57.795	36.761	240.5	15:57:15.268
4	2:15.245	40.421	58.311	36.513	240.5	15:59:45.132	4	2:24.985	45.123	1:02.773	37.089	203.7	15:59:40.253
5	2:15.232	39.971	58.525	36.736	242.1	16:02:00.364	5	2:15.579	40.552	57.919	37.108	238.9	16:01:55.832
6	2:25.973 P	40.242	58.441	47.290	239.4	16:04:26.337	6	2:23.188 P	40.313	57.924	44.951	240.0	16:04:19.020
7	8:13.388	6:28.683	1:01.571	43.134	210.5	16:12:39.725	7	7:35.607	5:53.954	1:02.774	38.879	233.7	16:11:54.627
8	2:15.654	40.774	58.071	36.809	234.7	16:14:55.379	8	2:21.910	40.524	1:00.780	40.606	238.4	16:14:16.537
9	2:14.120	40.236	57.248	36.636	240.0	16:17:09.499	9	2:14.496	40.326	57.526	36.644	240.5	16:16:31.033
10	2:14.121	40.178	57.343	36.600	240.5	16:19:23.620	10	2:14.572	39.970	57.552	37.050	245.4	16:18:45.605
11	2:13.480	40.077	57.088	36.315	241.0	16:21:37.100	11		40.491	58.794		236.8	

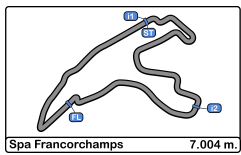
12 Christian Hahn Dallara F312 19 Aldo Festante Dallara F312  
Drivex School Fortec Motorsport

Lap D	Time	Sector 1	Sector 2	Sector 3	T. Spd	Elapsed	Lap D	Time	Sector 1	Sector 2	Sector 3	T. Spd	Elapsed
1	15:54:54.310	15:53:08.848	1:03.550	41.912	219.5	15:54:54.310	1	15:52:46.420	15:51:05.184	1:02.977	38.259	148.9	15:52:46.420
2	2:20.009	41.368	59.583	39.058	233.7	15:57:14.319	2	2:18.643	41.003	1:00.285	37.355	237.3	15:55:05.063
3	2:34.793	40.894	1:06.863	47.036	236.3	15:59:49.112	3	2:16.419	40.587	58.896	36.936	240.5	15:57:21.482
4	2:16.954	40.816	58.745	37.393	240.0	16:02:06.066	4	2:30.175 P	40.526	1:00.879	48.770	241.6	15:59:51.657
5	2:25.872 P	40.709	59.294	45.869	238.4	16:04:31.938	5	8:28.276	6:50.932	59.882	37.462	234.7	16:08:19.933
6	7:41.801	6:00.765	1:01.630	39.406	201.1	16:12:13.739	6	2:16.995	40.791	58.877	37.327	235.2	16:10:36.928
7	2:18.652	42.540	59.149	36.963	240.0	16:14:32.391	7	2:16.586	40.760	58.552	37.274	237.3	16:12:53.514
8	2:15.987	40.572	58.510	36.905	240.0	16:16:48.378	8	2:17.046	40.816	58.711	37.519	238.4	16:15:10.560
9	2:15.806	40.556	58.278	36.972	240.0	16:19:04.184	9	2:17.064	41.049	58.727	37.288	238.4	16:17:27.624
10	2:15.754	40.596	58.332	36.826	238.9	16:21:19.938	10	2:16.517	40.581	58.603	37.333	237.8	16:19:44.141
11							11	2:17.961	40.645	59.229	38.087	237.3	16:22:02.102

15 Yves Baltas Dallara F312 21 Calan Williams Dallara F312  
Campos Racing Fortec Motorsport

Lap D	Time	Sector 1	Sector 2	Sector 3	T. Spd	Elapsed	Lap D	Time	Sector 1	Sector 2	Sector 3	T. Spd	Elapsed
1	15:52:41.946	15:50:56.529	1:03.286	42.131	221.3	15:52:41.946	1	15:53:01.992	15:51:16.890	1:03.157	41.945	207.2	15:53:01.992
2	2:18.933	40.775	1:00.656	37.502	240.5	15:55:00.879	2	2:16.951	40.642	59.285	37.024	238.9	15:55:18.943
3	2:17.685	40.311	59.579	37.795	238.9	15:57:18.564	3	2:15.716	40.334	58.533	36.849	241.6	15:57:34.659
4	2:24.041 P	40.284	59.700	44.057	242.1	15:59:42.605	4	2:15.273	40.172	58.361	36.740	241.0	15:59:49.932
5	4:54.497	3:14.238	1:01.963	38.296	200.7	16:04:37.102	5	2:17.079	40.283	59.181	37.615	235.2	16:02:07.011
6	2:18.946	41.032	1:00.646	37.268	235.8	16:06:56.048	6	2:19.146	39.754	1:02.555	36.837	243.2	16:04:26.157
7	2:16.384	40.720	58.577	37.087	238.4	16:09:12.432	7	2:28.746 P	40.116	1:03.429	45.201	241.6	16:06:54.903
8	2:15.876	40.906	57.931	37.039	237.8	16:11:28.308	8	6:44.680	5:06.393	1:01.061	37.226	224.5	16:13:39.583
9	2:16.519	40.610	58.744	37.165	240.5	16:13:44.827	9	2:15.698	40.360	58.370	36.968	238.9	16:15:55.281
10	2:15.313	40.382	58.281	36.650	240.5	16:16:00.140	10	2:15.130	40.230	57.997	36.903	239.4	16:18:10.411
11	2:15.183	40.209	58.260	36.714	238.9	16:18:15.323	11	3:13.118 P	41.200	1:41.384	50.534	238.4	16:21:23.529
12	2:15.655	40.065	58.520	37.070	235.2	16:20:30.978							





**Spa Francorchamps**  
**Euroformula Open**  
**Free Practice - 3**  
**Lap Analysis**



**28**

Cameron Das

Dallara F312

Carlin Motorsport

Lap	D	Time	Sector 1	Sector 2	Sector 3	T. Spd	Elapsed
1		15:52:40.637	15:51:02.097	1:00.536	38.004	221.3	15:52:40.637
2		2:16.298	40.491	58.730	37.077	243.7	15:54:56.935
3		2:15.424	40.384	58.440	36.600	242.1	15:57:12.359
4		2:29.419	47.274	1:04.402	37.743	144.9	15:59:41.778
5		2:14.842	40.103	57.998	36.741	243.7	16:01:56.620
6		2:21.416 P	40.030	58.276	43.110	246.5	16:04:18.036
7		7:38.094	5:44.286	1:04.028	49.780	223.6	16:11:56.130
8		2:14.838	40.316	57.919	36.603	241.6	16:14:10.968
9		2:13.843	40.214	56.979	36.650	240.5	16:16:24.811
10		<b>2:13.445</b>	40.153	<b>56.895</b>	<b>36.397</b>	241.6	16:18:38.256
11		2:21.780 P	<b>39.975</b>	57.594	44.211	243.7	16:21:00.036

**34**

Matheus Iorio

Dallara F312

Carlin Motorsport

Lap	D	Time	Sector 1	Sector 2	Sector 3	T. Spd	Elapsed
1		15:52:37.980	15:50:55.810	1:03.608	38.562	219.9	15:52:37.980
2		2:23.617	41.051	1:05.510	37.056	233.7	15:55:01.597
3		2:15.975	<b>40.166</b>	59.430	<b>36.379</b>	246.5	15:57:17.572
4		2:20.744	41.829	1:01.182	37.733	217.3	15:59:38.316
5		2:15.907	40.847	57.923	37.137	234.7	16:01:54.223
6		2:25.731 P	40.698	58.362	46.671	235.2	16:04:19.954
7		7:44.039	6:05.201	1:01.431	37.407	222.6	16:12:03.993
8		2:17.537	40.742	59.678	37.117	231.7	16:14:21.530
9		2:14.752	40.341	57.652	36.759	238.4	16:16:36.282
10		<b>2:13.995</b>	40.384	<b>57.230</b>	36.381	239.4	16:18:50.277
11		2:30.844 P	40.392	57.489	52.963	238.4	16:21:21.121

**77**

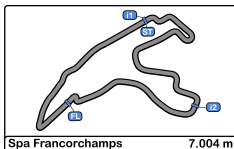
Guilherme Samaia

Dallara F312

RP Motorsport

Lap	D	Time	Sector 1	Sector 2	Sector 3	T. Spd	Elapsed
1		15:52:41.644 P	15:50:49.038	1:04.885	47.721	228.3	15:52:41.644
2		2:59.400 P	1:11.207	1:02.337	45.856	236.8	15:55:41.044
3		3:01.991 P	1:13.001	1:01.895	47.095	238.9	15:58:43.035
4		3:54.237	2:14.492	1:02.233	37.512	233.2	16:02:37.272
5		2:17.771	40.764	1:00.031	36.976	238.9	16:04:55.043
6		2:17.428	40.477	59.343	37.608	240.5	16:07:12.471
7		2:16.660	40.445	59.211	37.004	242.1	16:09:29.131
8		<b>2:16.269</b>	40.326	<b>59.133</b>	36.810	242.6	16:11:45.400
9		2:16.287	40.292	59.186	<b>36.809</b>	242.1	16:14:01.687
10		2:26.528	43.167	1:03.413	39.948	229.7	16:16:28.215
11		2:31.438 P	<b>40.146</b>	1:03.031	48.261	244.8	16:18:59.653





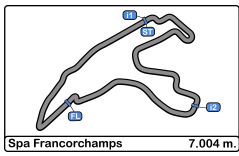
Spa Francorchamps  
Euroformula Open  
Free Practice - 3  
Best Sectors Results



Sector - 1				Sector - 2				Sector - 3				Ideal Lap vs Best Lap				
Clas	Nº	Driver	Time	Nº	Driver	Time	Nº	Driver	Time	Clas	Nº	Driver	Ideal Lap	Best Lap	Clas	
1	21	Calan Williams	39.754	28	Cameron Das	56.895	11	Alex Karkosik	36.315	1	28	Cameron Das	2:13.267	2:13.445	1	
2	18	Marcos Siebert	39.970	11	Alex Karkosik	57.088	34	Matheus Iorio	36.379	2	11	Alex Karkosik	2:13.374	2:13.480	2	
3	11	Alex Karkosik	39.971	10	Bent Viscaal	57.172	28	Cameron Das	36.397	3	34	Matheus Iorio	2:13.775	2:13.995	3	
4	28	Cameron Das	39.975	34	Matheus Iorio	57.230	4	Felipe Drugovich	36.582	4	10	Bent Viscaal	2:14.119	2:14.119	4	
5	1	Leonard Hoogenboom	40.023	7	Jannes Fittje	57.514	1	Leonard Hoogenboom	36.619	5	18	Marcos Siebert	2:14.140	2:14.496	5	
6	15	Yves Baltas	40.065	18	Marcos Siebert	57.526	18	Marcos Siebert	36.644	6	4	Felipe Drugovich	2:14.386	2:14.614	6	
7	4	Felipe Drugovich	40.067	4	Felipe Drugovich	57.737	15	Yves Baltas	36.650	7	21	Calan Williams	2:14.491	2:15.130	7	
8	77	Guilherme Samaia	40.146	8	Lukas Dunner	57.895	10	Bent Viscaal	36.654	8	15	Yves Baltas	2:14.646	2:15.183	9	
9	34	Matheus Iorio	40.166	15	Yves Baltas	57.931	21	Calan Williams	36.740	9	7	Jannes Fittje	2:14.883	2:15.306	10	
10	10	Bent Viscaal	40.293	21	Calan Williams	57.997	77	Guilherme Samaia	36.809	10	1	Leonard Hoogenboom	2:14.955	2:15.155	8	
11	7	Jannes Fittje	40.382	3	Michael Benyahia	58.190	12	Christian Hahn	36.826	11	8	Lukas Dunner	2:15.521	2:15.654	11	
12	19	Aldo Festante	40.526	12	Christian Hahn	58.278	8	Lukas Dunner	36.857	12	12	Christian Hahn	2:15.660	2:15.754	12	
13	12	Christian Hahn	40.556	1	Leonard Hoogenboom	58.313	19	Aldo Festante	36.936	13	19	Aldo Festante	2:16.014	2:16.419	15	
14	3	Michael Benyahia	40.655	19	Aldo Festante	58.552	7	Jannes Fittje	36.987	14	3	Michael Benyahia	2:16.075	2:16.135	13	
15	8	Lukas Dunner	40.769	77	Guilherme Samaia	59.133	3	Michael Benyahia	37.230	15	77	Guilherme Samaia	2:16.088	2:16.269	14	





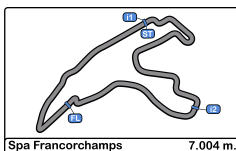


Spa Francorchamps  
Euroformula Open  
Free Practice - 3  
Best 5 Lap Times



Cls	Nº	Entrant	Nat	Driver	Nat	Cat	Cls	Chassis	Team	Best 1		Best 2		Best 3		Best 4		Best 5	
										Time	Lap	Time	Lap	Time	Lap	Time	Lap	Time	Lap
1	28	Carlin Motorsport	GBR	Cameron Das	USA			Dallara F312	Carlin Motorsport	<b>2:13.445</b>	10	2:13.843	9	2:14.838	8	2:14.842	5	2:15.424	3
2	11	Campos Racing	ESP	Alex Karkosik	POL			Dallara F312	Campos Racing	<b>2:13.480</b>	11	2:14.120	9	2:14.121	10	2:15.120	3	2:15.232	5
3	34	Carlin Motorsport	GBR	Matheus Iorio	BRA			Dallara F312	Carlin Motorsport	<b>2:13.995</b>	10	2:14.752	9	2:15.907	5	2:15.975	3	2:17.537	8
4	10	RACE	ESP	Bent Viscaal	NLD	R	1	Dallara F312	Teo Martin Motorsport	<b>2:14.119</b>	11	2:14.321	10	2:14.527	9	2:14.707	8	2:15.116	12
5	18	Campos Racing	ESP	Marcos Siebert	ARG			Dallara F312	Campos Racing	<b>2:14.496</b>	9	2:14.572	10	2:15.028	3	2:15.579	5	2:20.820	2
6	4	RP Motorsport	ITA	Felipe Drugovich	BRA			Dallara F312	RP Motorsport	<b>2:14.614</b>	11	2:14.691	9	2:14.985	7	2:15.171	6	2:15.395	8
7	21	Fortec Motorsport	GBR	Calan Williams	AUS			Dallara F312	Fortec Motorsport	<b>2:15.130</b>	10	2:15.273	4	2:15.698	9	2:15.716	3	2:16.951	2
8	1	RP Motorsport	ITA	Leonard Hoogenboom	NLD	R	2	Dallara F312	RP Motorsport	<b>2:15.155</b>	10	2:15.238	9	2:15.699	8	2:15.945	6	2:15.962	7
9	15	Campos Racing	ESP	Yves Baltas	USA	R	3	Dallara F312	Campos Racing	<b>2:15.183</b>	11	2:15.313	10	2:15.655	12	2:15.876	8	2:16.384	7
10	7	Drivex School	ESP	Jannes Fittje	DEU			Dallara F312	Drivex School	<b>2:15.306</b>	11	2:15.381	10	2:15.813	6	2:16.205	4	2:16.221	3
11	8	Drivex School	ESP	Lukas Dunner	AUT	R	4	Dallara F312	Drivex School	<b>2:15.654</b>	12	2:15.849	11	2:16.114	8	2:16.206	7	2:16.777	5
12	12	Drivex School	ESP	Christian Hahn	BRA			Dallara F312	Drivex School	<b>2:15.754</b>	10	2:15.806	9	2:15.987	8	2:16.954	4	2:18.652	7
13	3	RP Motorsport	ITA	Michael Benyahia	MAR	R	5	Dallara F312	RP Motorsport	<b>2:16.135</b>	5	2:16.205	4	2:16.373	3	2:16.465	11	2:16.490	10
14	77	RP Motorsport	ITA	Guilherme Samaia	BRA			Dallara F312	RP Motorsport	<b>2:16.269</b>	8	2:16.287	9	2:16.660	7	2:17.428	6	2:17.771	5
15	19	Fortec Motorsport	GBR	Aldo Festante	ITA	R	6	Dallara F312	Fortec Motorsport	<b>2:16.419</b>	3	2:16.517	10	2:16.586	7	2:16.995	6	2:17.046	8





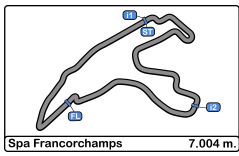
Spa Francorchamps  
Euroformula Open  
Free Practice - 3  
Best 5 Top Speeds



Cls	Nº	Entrant	Nat	Driver	Nat	Cat	Cls	Chassis	Team	Top 1		Top 2		Top 3		Top 4		Top 5		Avg
										Km/h	Lap	Km/h	Lap	Km/h	Lap	Km/h	Lap	Km/h	Lap	
1	28	Carlin Motorsport	GBR	Cameron Das	USA			Dallara F312	Carlin Motorsport	246.5	6	243.7	2	243.7	5	243.7	11	242.1	3	244.0
2	34	Carlin Motorsport	GBR	Matheus Iorio	BRA			Dallara F312	Carlin Motorsport	246.5	3	239.4	10	238.4	9	238.4	11	235.2	6	239.6
3	8	Drivex School	ESP	Lukas Dunner	AUT	R	1	Dallara F312	Drivex School	245.4	5	239.4	4	238.4	9	238.4	10	237.8	11	239.9
4	18	Campos Racing	ESP	Marcos Siebert	ARG			Dallara F312	Campos Racing	245.4	10	240.5	3	240.5	9	240.0	6	238.9	5	241.0
5	77	RP Motorsport	ITA	Guilherme Samaia	BRA			Dallara F312	RP Motorsport	244.8	11	242.6	8	242.1	7	242.1	9	240.5	6	242.4
6	1	RP Motorsport	ITA	Leonard Hoogenboom	NLD	R	2	Dallara F312	RP Motorsport	243.7	10	242.6	9	241.0	8	240.5	7	240.0	11	241.6
7	21	Fortec Motorsport	GBR	Calan Williams	AUS			Dallara F312	Fortec Motorsport	243.2	6	241.6	3	241.6	7	241.0	4	239.4	10	241.4
8	4	RP Motorsport	ITA	Felipe Drugovich	BRA			Dallara F312	RP Motorsport	242.6	11	241.0	8	241.0	9	240.0	7	239.4	12	240.8
9	11	Campos Racing	ESP	Alex Karkosik	POL			Dallara F312	Campos Racing	242.1	5	241.0	11	240.5	4	240.5	10	240.0	9	240.8
10	15	Campos Racing	ESP	Yves Baltas	USA	R	3	Dallara F312	Campos Racing	242.1	4	240.5	2	240.5	9	240.5	10	238.9	3	240.5
11	19	Fortec Motorsport	GBR	Aldo Festante	ITA	R	4	Dallara F312	Fortec Motorsport	241.6	4	240.5	3	238.4	8	238.4	9	237.8	10	239.3
12	7	Drivex School	ESP	Jannes Fittje	DEU			Dallara F312	Drivex School	240.0	4	238.9	2	238.4	3	238.4	6	235.8	11	238.3
13	10	RACE	ESP	Bent Viscaal	NLD	R	5	Dallara F312	Teo Martin Motorsport	240.0	10	240.0	11	238.4	9	238.4	12	237.8	8	238.9
14	12	Drivex School	ESP	Christian Hahn	BRA			Dallara F312	Drivex School	240.0	4	240.0	7	240.0	8	240.0	9	238.9	10	239.7
15	3	RP Motorsport	ITA	Michael Benyahia	MAR	R	6	Dallara F312	RP Motorsport	238.4	10	237.8	8	237.8	11	237.3	3	237.3	9	237.7





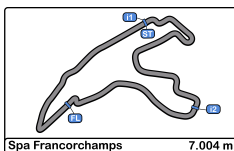


Spa Francorchamps  
Euroformula Open  
Free Practice - 3  
Fastest Laps Sequence



Lap	Time of Day	Session Time	Nº	Entrant	Nat	Driver	Nat	Cat	Chassis	Team	Time	Km/h
2	15:54:40.081	4:40.081	10	RACE	ESP	Bent Viscaal	NLD	R	Dallara F312	Teo Martin Motorsport	<b>2:16.882</b>	184.2
2	15:54:56.935	4:56.935	28	Carlin Motorsport	GBR	Cameron Das	USA		Dallara F312	Carlin Motorsport	<b>2:16.298</b>	184.9
3	15:56:56.018	6:56.018	10	RACE	ESP	Bent Viscaal	NLD	R	Dallara F312	Teo Martin Motorsport	<b>2:15.937</b>	185.4
3	15:57:12.359	7:12.359	28	Carlin Motorsport	GBR	Cameron Das	USA		Dallara F312	Carlin Motorsport	<b>2:15.424</b>	186.1
3	15:57:15.268	7:15.268	18	Campos Racing	ESP	Marcos Siebert	ARG		Dallara F312	Campos Racing	<b>2:15.028</b>	186.7
5	16:01:56.620	11:56.620	28	Carlin Motorsport	GBR	Cameron Das	USA		Dallara F312	Carlin Motorsport	<b>2:14.842</b>	186.9
9	16:11:53.972	21:53.972	4	RP Motorsport	ITA	Felipe Drugovich	BRA		Dallara F312	RP Motorsport	<b>2:14.691</b>	187.2
9	16:14:29.320	24:29.320	10	RACE	ESP	Bent Viscaal	NLD	R	Dallara F312	Teo Martin Motorsport	<b>2:14.527</b>	187.4
9	16:16:24.811	26:24.811	28	Carlin Motorsport	GBR	Cameron Das	USA		Dallara F312	Carlin Motorsport	<b>2:13.843</b>	188.3
10	16:18:38.256	28:38.256	28	Carlin Motorsport	GBR	Cameron Das	USA		Dallara F312	Carlin Motorsport	<b>2:13.445</b>	188.9



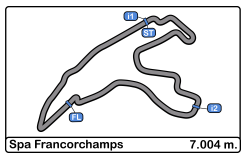


**Spa Francorchamps**  
**Euroformula Open**  
**Free Practice - 3**  
**Event Best Maximum Speed**



Nº	Entrant	Nat	Driver	Nat	Cat	Clas	Chassis	Team	Km/h	Session
34	Carlin Motorsport	GBR	Matheus Iorio	BRA			Dallara F312	Carlin Motorsport	248.8	Free Practice - 2
28	Carlin Motorsport	GBR	Cameron Das	USA			Dallara F312	Carlin Motorsport	246.5	Free Practice - 3
12	Drivex School	ESP	Christian Hahn	BRA			Dallara F312	Drivex School	246.0	Free Practice - 2
8	Drivex School	ESP	Lukas Dunner	AUT	R	1	Dallara F312	Drivex School	246.0	Free Practice - 2
77	RP Motorsport	ITA	Guilherme Samaia	BRA			Dallara F312	RP Motorsport	246.0	Free Practice - 2
18	Campos Racing	ESP	Marcos Siebert	ARG			Dallara F312	Campos Racing	245.4	Free Practice - 3
1	RP Motorsport	ITA	Leonard Hoogenboom	NLD	R	2	Dallara F312	RP Motorsport	244.8	Free Practice - 1
15	Campos Racing	ESP	Yves Baltas	USA	R	3	Dallara F312	Campos Racing	243.7	Free Practice - 2
4	RP Motorsport	ITA	Felipe Drugovich	BRA			Dallara F312	RP Motorsport	243.2	Free Practice - 2
21	Fortec Motorsport	GBR	Calan Williams	AUS			Dallara F312	Fortec Motorsport	243.2	Free Practice - 3
3	RP Motorsport	ITA	Michael Benyahia	MAR	R	4	Dallara F312	RP Motorsport	242.6	Free Practice - 2
7	Drivex School	ESP	Jannes Fittje	DEU			Dallara F312	Drivex School	242.1	Free Practice - 1
19	Fortec Motorsport	GBR	Aldo Festante	ITA	R	5	Dallara F312	Fortec Motorsport	242.1	Free Practice - 1
11	Campos Racing	ESP	Alex Karkosik	POL			Dallara F312	Campos Racing	242.1	Free Practice - 3
10	RACE	ESP	Bent Viscaal	NLD	R	6	Dallara F312	Teo Martin Motorsport	240.5	Free Practice - 2





**Spa Francorchamps**  
**Euroformula Open**  
**Free Practice - 3**  
**Pit Stop Analysis**



**1** Leonard Hoogenboom R RP Motorsport  
 Dallara F312

Nr.	In Day Time	In Time	Out Time	Pit Time	T. Pit Time	Handicap	Penalty
1	15:52:40.180	15:52:40.180	15:53:10.842	30.662	30.662		

**3** Michael Benyahia R RP Motorsport  
 Dallara F312

Nr.	In Day Time	In Time	Out Time	Pit Time	T. Pit Time	Handicap	Penalty
1	16:03:49.462	16:03:49.462	16:08:24.964	4:35.502	4:35.502		

**4** Felipe Drugovich RP Motorsport  
 Dallara F312

Nr.	In Day Time	In Time	Out Time	Pit Time	T. Pit Time	Handicap	Penalty
1	15:52:47.394	15:52:47.394	15:53:38.475	51.081	51.081		

**7** Jannes Fittje Drivex School  
 Dallara F312

Nr.	In Day Time	In Time	Out Time	Pit Time	T. Pit Time	Handicap	Penalty
1	16:06:45.240	16:06:45.240	16:10:42.105	3:56.865	3:56.865		

**8** Lukas Dunner R Drivex School  
 Dallara F312

Nr.	In Day Time	In Time	Out Time	Pit Time	T. Pit Time	Handicap	Penalty
1	15:53:45.700	15:53:45.700	15:54:09.110	23.410	23.410		
2	15:56:38.920	15:56:38.920	15:57:02.237	23.317	46.727		
3	16:13:24.836	16:13:24.836	16:14:53.590	1:28.754	2:15.481		

**10** Bent Viscaal R RACE  
 Dallara F312

Nr.	In Day Time	In Time	Out Time	Pit Time	T. Pit Time	Handicap	Penalty
1	16:01:29.792	16:01:29.792	16:05:24.597	3:54.805	3:54.805		

**11** Alex Karkosik Campos Racing  
 Dallara F312

Nr.	In Day Time	In Time	Out Time	Pit Time	T. Pit Time	Handicap	Penalty
1	16:04:18.743	16:04:18.743	16:10:16.204	5:57.461	5:57.461		

**12** Christian Hahn Drivex School  
 Dallara F312

Nr.	In Day Time	In Time	Out Time	Pit Time	T. Pit Time	Handicap	Penalty
1	16:04:26.641	16:04:26.641	16:09:53.520	5:26.879	5:26.879		

**15** Yves Baltas R Campos Racing  
 Dallara F312

Nr.	In Day Time	In Time	Out Time	Pit Time	T. Pit Time	Handicap	Penalty
1	15:59:37.301	15:59:37.301	16:02:17.919	2:40.618	2:40.618		

**18** Marcos Siebert Campos Racing  
 Dallara F312

Nr.	In Day Time	In Time	Out Time	Pit Time	T. Pit Time	Handicap	Penalty
1	16:04:13.461	16:04:13.461	16:09:36.561	5:23.100	5:23.100		

**19** Aldo Festante R Fortec Motorsport  
 Dallara F312

Nr.	In Day Time	In Time	Out Time	Pit Time	T. Pit Time	Handicap	Penalty
1	15:59:46.244	15:59:46.244	16:06:07.311	6:21.067	6:21.067		

**21** Calan Williams Fortec Motorsport  
 Dallara F312

Nr.	In Day Time	In Time	Out Time	Pit Time	T. Pit Time	Handicap	Penalty
1	16:06:49.600	16:06:49.600	16:11:24.892	4:35.292	4:35.292		

**28** Cameron Das Carlin Motorsport  
 Dallara F312

Nr.	In Day Time	In Time	Out Time	Pit Time	T. Pit Time	Handicap	Penalty
1	16:04:12.344	16:04:12.344	16:09:24.779	5:12.435	5:12.435		

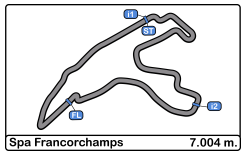
**34** Matheus Iorio Carlin Motorsport  
 Dallara F312

Nr.	In Day Time	In Time	Out Time	Pit Time	T. Pit Time	Handicap	Penalty
1	16:04:14.460	16:04:14.460	16:09:47.221	5:32.761	5:32.761		

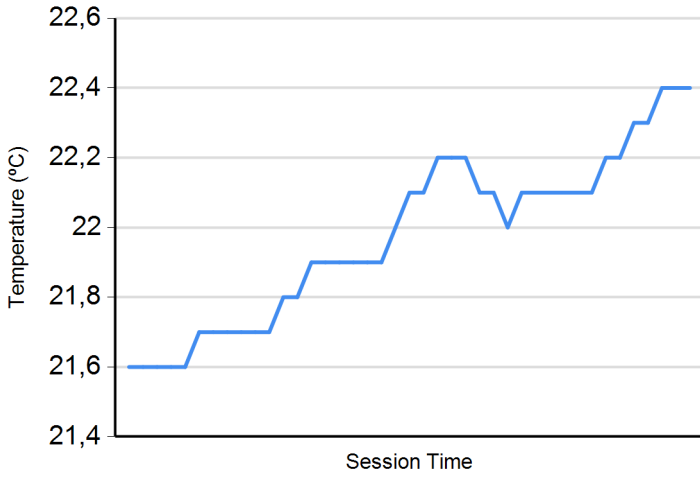
**77** Guilherme Samaia RP Motorsport  
 Dallara F312

Nr.	In Day Time	In Time	Out Time	Pit Time	T. Pit Time	Handicap	Penalty
1	15:52:35.693	15:52:35.693	15:53:03.046	27.353	27.353		
2	15:55:35.073	15:55:35.073	15:56:02.410	27.337	54.690		
3	15:58:36.615	15:58:36.615	16:00:20.586	1:43.971	2:38.661		

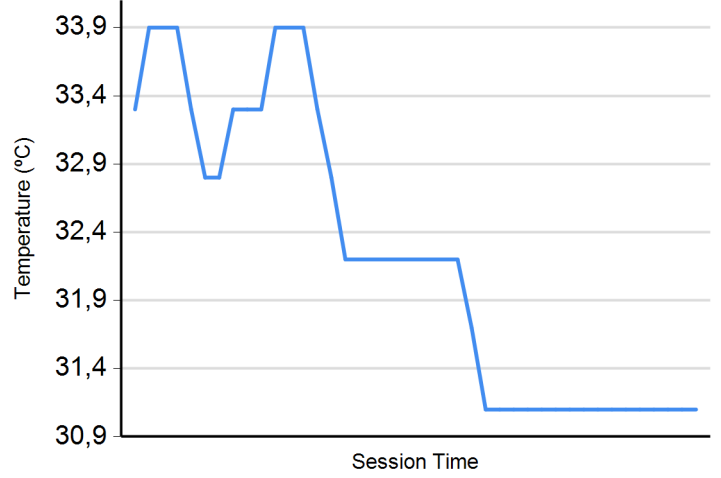




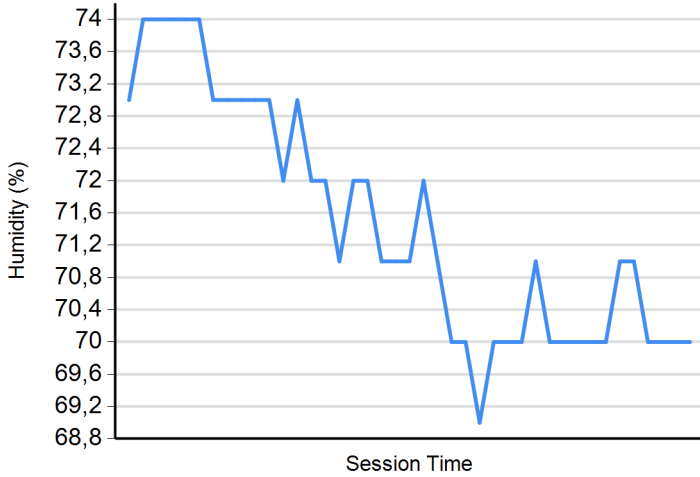
**Air Temperature**



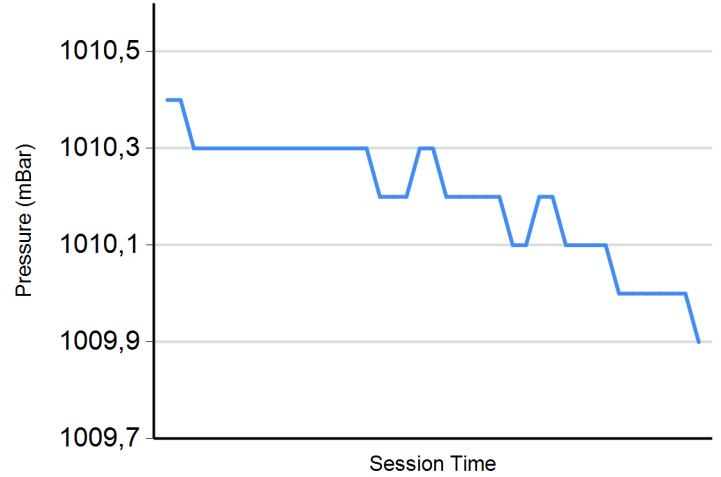
**Track Temperature**



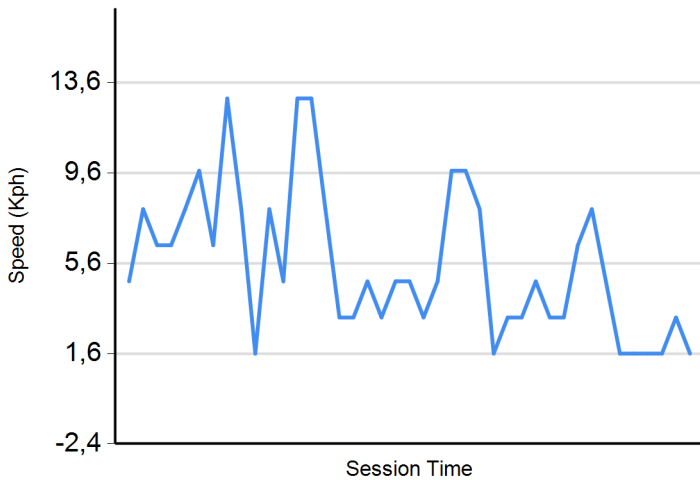
**Humidity**



**Pressure**

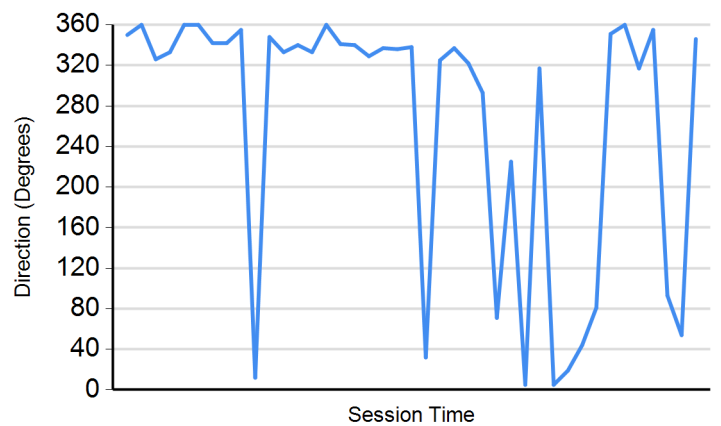


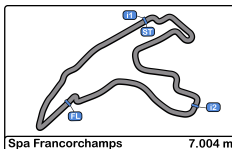
**Wind Speed**



**Wind direction**

North = 0°/360° Est = 90° South = 180° West = 270°





Spa Francorchamps  
Euroformula Open  
Free Practice 1 - 2 - 3  
Results



Cls	Nº	Entrant	Nat	Driver	Nat	Cat	Cls	Chassis	Team	Laps	Free Practice - 1	Free Practice - 2	Free Practice - 3	Best	Gap	Interval	Km/h			
1	28	Carlin Motorsport	GBR	Cameron Das	USA			Dallara F312	Carlin Motorsp	33	2:15.585	8	2:14.760	11	<b>2:13.445</b>	10	<b>2:13.445</b>	188.9		
2	11	Campos Racing	ESP	Alex Karkosik	POL			Dallara F312	Campos Racin	34	2:14.692	10	2:15.308	12	<b>2:13.480</b>	11	<b>2:13.480</b>	0.035	0.035	188.9
3	34	Carlin Motorsport	GBR	Matheus Iorio	BRA			Dallara F312	Carlin Motorsp	33	2:15.465	8	2:15.191	11	<b>2:13.995</b>	10	<b>2:13.995</b>	0.550	0.515	188.1
4	10	RACE	ESP	Bent Viscaal	NLD	R	1	Dallara F312	Teo Martin Mo	35	2:17.329	10	2:14.893	12	<b>2:14.119</b>	11	<b>2:14.119</b>	0.674	0.124	188.0
5	18	Campos Racing	ESP	Marcos Siebert	ARG			Dallara F312	Campos Racin	25	2:47.033	2	2:15.329	12	<b>2:14.496</b>	9	<b>2:14.496</b>	1.051	0.377	187.4
6	4	RP Motorsport	ITA	Felipe Drugovich	BRA			Dallara F312	RP Motorsport	36	2:15.015	12	2:14.715	10	<b>2:14.614</b>	11	<b>2:14.614</b>	1.169	0.118	187.3
7	21	Fortec Motorsport	GBR	Calan Williams	AUS			Dallara F312	Fortec Motors	34	2:17.662	9	2:16.282	11	<b>2:15.130</b>	10	<b>2:15.130</b>	1.685	0.516	186.5
8	1	RP Motorsport	ITA	Leonard Hoogenboom	NLD	R	2	Dallara F312	RP Motorsport	34	2:16.250	11	2:16.770	8	<b>2:15.155</b>	10	<b>2:15.155</b>	1.710	0.025	186.5
9	15	Campos Racing	ESP	Yves Baltas	USA	R	3	Dallara F312	Campos Racin	38	2:17.012	9	2:16.381	10	<b>2:15.183</b>	11	<b>2:15.183</b>	1.738	0.028	186.5
10	7	Drivex School	ESP	Jannes Fittje	DEU			Dallara F312	Drivex School	35	2:15.707	12	<b>2:15.287</b>	11	2:15.306	11	<b>2:15.287</b>	1.842	0.104	186.3
11	8	Drivex School	ESP	Lukas Dunner	AUT	R	4	Dallara F312	Drivex School	33	2:15.776	9	<b>2:15.342</b>	10	2:15.654	12	<b>2:15.342</b>	1.897	0.055	186.3
12	12	Drivex School	ESP	Christian Hahn	BRA			Dallara F312	Drivex School	34	2:16.272	12	<b>2:15.750</b>	10	2:15.754	10	<b>2:15.750</b>	2.305	0.408	185.7
13	77	RP Motorsport	ITA	Guilherme Samaia	BRA			Dallara F312	RP Motorsport	34	2:17.283	8	<b>2:15.797</b>	12	2:16.269	8	<b>2:15.797</b>	2.352	0.047	185.6
14	3	RP Motorsport	ITA	Michael Benyahia	MAR	R	5	Dallara F312	RP Motorsport	35	2:16.340	6	<b>2:15.982</b>	10	2:16.135	5	<b>2:15.982</b>	2.537	0.185	185.4
15	19	Fortec Motorsport	GBR	Aldo Festante	ITA	R	6	Dallara F312	Fortec Motors	31	2:18.062	6	2:17.336	5	<b>2:16.419</b>	3	<b>2:16.419</b>	2.974	0.437	184.8

Published at:.....

Stewards:	Race Director:	Timekeeper:

