

Spa Francorchamps
Euroformula Open
Qualifying - 1
Provisional Results



Clas	Nº	Entrant	Nat	Driver	Nat	Cat	Clas	Chassis	Team	Laps	Best	Time	Gap	Interval	Km/h
1	4	RP Motorsport	ITA	Felipe Drugovich	BRA			Dallara F312	RP Motorsport	11	11	2:12.161			190.7
2	28	Carlin Motorsport	GBR	Cameron Das	USA			Dallara F312	Carlin Motorsport	10	10	2:12.402	0.241	0.241	190.4
3	18	Campos Racing	ESP	Marcos Siebert	ARG			Dallara F312	Campos Racing	10	10	2:12.976	0.815	0.574	189.6
4	7	Drivex School	ESP	Jannes Fittje	DEU			Dallara F312	Drivex School	9	9	2:13.344	1.183	0.368	189.0
5	11	Campos Racing	ESP	Alex Karkosik	POL			Dallara F312	Campos Racing	10	10	2:13.353	1.192	0.009	189.0
6	34	Carlin Motorsport	GBR	Matheus Iorio	BRA			Dallara F312	Carlin Motorsport	11	11	2:13.381	1.220	0.028	189.0
7	8	Drivex School	ESP	Lukas Dunner	AUT	R	1	Dallara F312	Drivex School	9	9	2:13.430	1.269	0.049	188.9
8	21	Fortec Motorsport	GBR	Calan Williams	AUS			Dallara F312	Fortec Motorsport	10	10	2:13.543	1.382	0.113	188.8
9	77	RP Motorsport	ITA	Guilherme Samaia	BRA			Dallara F312	RP Motorsport	9	8	2:13.569	1.408	0.026	188.7
10	10	RACE	ESP	Bent Viscaal	NLD	R	2	Dallara F312	Teo Martin Motorsport	12	5	2:13.741	1.580	0.172	188.5
11	1	RP Motorsport	ITA	Leonard Hoogenboom	NLD	R	3	Dallara F312	RP Motorsport	11	10	2:13.967	1.806	0.226	188.2
12	3	RP Motorsport	ITA	Michael Benyahia	MAR	R	4	Dallara F312	RP Motorsport	11	10	2:14.389	2.228	0.422	187.6
13	12	Drivex School	ESP	Christian Hahn	BRA			Dallara F312	Drivex School	4	4	2:14.414	2.253	0.025	187.5
14	15	Campos Racing	ESP	Yves Baltas	USA	R	5	Dallara F312	Campos Racing	11	11	2:14.655	2.494	0.241	187.2
15	19	Fortec Motorsport	GBR	Aldo Festante	ITA	R	6	Dallara F312	Fortec Motorsport	10	10	2:15.490	3.329	0.835	186.0

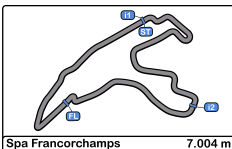
CAR 4 TIME 2:13.643 DISALLOWED IMPROVING UNDER YELLOW

Published at:.....

Track Temp: 22.2 °C Air Temp: 18.2 °C Humidity: 88 % Track Status: DRY

Stewards:	Race Director:	Timekeeper: 
-----------	----------------	---





Spa Francorchamps
Euroformula Open
Qualifying - 1
Provisional Results by Class



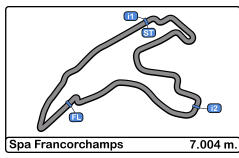
Clas	Nº	Entrant	Nat	Driver	Nat	Cat	Clas	Chassis	Team	Laps	Best	Time	Gap	Interval	Km/h
1	4	RP Motorsport	ITA	Felipe Drugovich	BRA			Dallara F312	RP Motorsport	11	11	2:12.161			190.7
2	28	Carlin Motorsport	GBR	Cameron Das	USA			Dallara F312	Carlin Motorsport	10	10	2:12.402	0.241	0.241	190.4
3	18	Campos Racing	ESP	Marcos Siebert	ARG			Dallara F312	Campos Racing	10	10	2:12.976	0.815	0.574	189.6
4	7	Drivex School	ESP	Jannes Fittje	DEU			Dallara F312	Drivex School	9	9	2:13.344	1.183	0.368	189.0
5	11	Campos Racing	ESP	Alex Karkosik	POL			Dallara F312	Campos Racing	10	10	2:13.353	1.192	0.009	189.0
6	34	Carlin Motorsport	GBR	Matheus Iorio	BRA			Dallara F312	Carlin Motorsport	11	11	2:13.381	1.220	0.028	189.0
7	21	Fortec Motorsport	GBR	Calan Williams	AUS			Dallara F312	Fortec Motorsport	10	10	2:13.543	1.382	0.162	188.8
8	77	RP Motorsport	ITA	Guilherme Samaia	BRA			Dallara F312	RP Motorsport	9	8	2:13.569	1.408	0.026	188.7
9	12	Drivex School	ESP	Christian Hahn	BRA			Dallara F312	Drivex School	4	4	2:14.414	2.253	0.845	187.5
Rookie															
1	8	Drivex School	ESP	Lukas Dunner	AUT	R	1	Dallara F312	Drivex School	9	9	2:13.430			188.9
2	10	RACE	ESP	Bent Viscaal	NLD	R	2	Dallara F312	Teo Martin Motorsport	12	5	2:13.741	0.311	0.311	188.5
3	1	RP Motorsport	ITA	Leonard Hoogenboom	NLD	R	3	Dallara F312	RP Motorsport	11	10	2:13.967	0.537	0.226	188.2
4	3	RP Motorsport	ITA	Michael Benyahia	MAR	R	4	Dallara F312	RP Motorsport	11	10	2:14.389	0.959	0.422	187.6
5	15	Campos Racing	ESP	Yves Baltas	USA	R	5	Dallara F312	Campos Racing	11	11	2:14.655	1.225	0.266	187.2
6	19	Fortec Motorsport	GBR	Aldo Festante	ITA	R	6	Dallara F312	Fortec Motorsport	10	10	2:15.490	2.060	0.835	186.0

Published at:.....

Track Temp: 22.2 °C Air Temp: 18.2 °C Humidity: 88 % Track Status: DRY

Stewards:	Race Director:	Timekeeper: 
-----------	----------------	---





Spa Francorchamps
Euroformula Open
Qualifying - 1
Lap Analysis



1 Leonard Hoogenboom Dallara F312 8 Lukas Dunner Dallara F312
RP Motorsport Drivex School

Lap D	Time	Sector 1	Sector 2	Sector 3	T. Spd	Elapsed	Lap D	Time	Sector 1	Sector 2	Sector 3	T. Spd	Elapsed
1	9:37:46.625	9:36:03.527	1:05.981	37.117	186.2	9:37:46.625	1	9:37:55.504	9:36:04.391	1:11.103	40.010	158.8	9:37:55.504
2	2:16.267	40.596	59.104	36.567	240.0	9:40:02.892	2	2:16.437	40.751	59.002	36.684	240.5	9:40:11.941
3	2:14.783	40.189	57.958	36.636	241.0	9:42:17.675	3	2:14.828	40.487	57.801	36.540	240.5	9:42:26.769
4	2:15.963	40.096	58.779	37.088	242.6	9:44:33.638	4	2:14.733	40.270	57.830	36.633	241.0	9:44:41.502
5	2:16.836	40.204	59.969	36.663	226.8	9:46:50.474	5	2:23.198 P	40.349	58.313	44.536	240.5	9:47:04.700
6	2:25.046 P	40.209	59.332	45.505	242.1	9:49:15.520	6	11:16.454	8:38.374	1:31.797	1:06.283	171.1	9:58:21.154
7	9:03.918	6:28.901	1:28.113	1:06.904	185.5	9:58:19.438	7	2:16.959	41.357	58.830	36.772	238.9	10:00:38.113
8	2:15.852	40.287	58.978	36.587	243.2	10:00:35.290	8	2:13.942	40.129	57.496	36.317	244.3	10:02:52.055
9	2:14.413	40.201	57.832	36.380	241.0	10:02:49.703	9	2:13.430	39.973	57.350	36.107	244.8	10:05:05.485
10	2:13.967	39.977	57.609	36.381	242.6	10:05:03.670	10						
11	2:39.033 P	45.548	1:01.899	51.586	225.0	10:07:42.703							

3 Michael Benyahia Dallara F312 Teo Martin Motorsport
RP Motorsport

Lap D	Time	Sector 1	Sector 2	Sector 3	T. Spd	Elapsed	Lap D	Time	Sector 1	Sector 2	Sector 3	T. Spd	Elapsed
1	9:37:29.524	9:35:49.510	1:02.386	37.628	226.4	9:37:29.524	1	9:37:28.966	9:35:45.370	1:04.588	39.008	214.7	9:37:28.966
2	2:17.301	41.379	58.750	37.172	233.7	9:39:46.825	2	2:22.372	42.660	1:02.983	36.729	228.8	9:39:51.338
3	2:16.420	40.754	58.286	37.380	236.3	9:42:03.245	3	2:15.241	40.247	57.905	37.089	242.6	9:42:06.579
4	2:16.741	40.947	58.947	36.847	226.4	9:44:19.986	4	2:13.992	40.239	57.558	36.195	242.1	9:44:20.571
5	2:15.823	40.283	58.988	36.552	238.9	9:46:35.809	5	2:13.741	39.648	57.751	36.342	242.6	9:46:34.312
6	2:26.518 P	40.588	58.371	47.559	240.5	9:49:02.327	6	2:34.438 P	48.180	1:01.307	44.951	190.8	9:49:08.750
7	9:06.899	6:38.224	1:29.561	59.114	181.2	9:58:09.226	7	6:09.197	4:28.601	1:02.543	38.053	222.6	9:55:17.947
8	2:16.879	40.914	59.087	36.878	238.9	10:00:26.105	8	2:19.043	40.828	1:00.913	37.302	231.2	9:57:36.990
9	2:15.048	40.556	57.611	36.881	237.8	10:02:41.153	9	2:30.777	40.558	59.935	50.284	236.8	10:00:07.767
10	2:14.389	40.448	57.240	36.701	239.4	10:04:55.542	10	2:14.429	40.586	57.198	36.645	237.3	10:02:22.196
11	2:14.887	40.456	57.726	36.705	239.4	10:07:10.429	11	2:13.941	40.310	57.162	36.469	238.4	10:04:36.137
							12	2:13.996	40.344	57.092	36.560	238.4	10:06:50.133

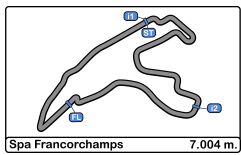
4 Felipe Drugovich Dallara F312 Alex Karkosik Dallara F312
RP Motorsport Campos Racing

Lap D	Time	Sector 1	Sector 2	Sector 3	T. Spd	Elapsed	Lap D	Time	Sector 1	Sector 2	Sector 3	T. Spd	Elapsed
1	9:37:32.768	9:35:51.211	1:02.965	38.592	208.8	9:37:32.768	1	9:37:31.664	9:35:48.398	1:05.272	37.994	226.8	9:37:31.664
2	2:16.575	39.910	1:00.239	36.426	242.6	9:39:49.343	2	2:16.342	40.689	59.068	36.585	240.5	9:39:48.006
3	2:14.229	39.904	57.904	36.421	242.6	9:42:03.572	3	2:14.844	40.116	58.329	36.399	241.6	9:42:02.850
4	2:13.787	39.900	57.422	36.465	240.0	9:44:17.359	4	2:15.726	40.589	58.769	36.368	236.3	9:44:18.576
5	2:20.427	40.215	1:04.159	36.053	237.8	9:46:37.786	5	2:13.966	39.917	57.538	36.511	243.2	9:46:32.542
6	2:13.643	39.768	57.912	35.963	242.6	9:48:51.429	6	2:28.547 P	40.345	59.817	48.385	237.3	9:49:01.089
7	2:25.103 P	40.178	1:00.477	44.448	242.1	9:51:16.532	7	9:22.300	6:34.182	1:33.282	1:14.836	184.3	9:58:23.389
8	6:59.427	4:23.755	1:31.244	1:04.428	76.8	9:58:15.959	8	2:17.719	40.655	59.321	37.743	241.0	10:00:41.108
9	2:26.390	48.995	59.756	37.639	231.7	10:00:42.349	9	2:13.678	39.938	57.619	36.121	243.7	10:02:54.786
10	2:12.767	39.630	57.282	35.855	243.7	10:02:55.116	10	2:13.353	39.823	57.700	35.830	236.3	10:05:08.139
11	2:12.161	39.412	57.083	35.666	241.0	10:05:07.277	11						

7 Jannes Fittje Dallara F312 Christian Hahn Dallara F312
Drivex School

Lap D	Time	Sector 1	Sector 2	Sector 3	T. Spd	Elapsed	Lap D	Time	Sector 1	Sector 2	Sector 3	T. Spd	Elapsed
1	9:37:51.524	9:36:06.741	1:06.288	38.495	192.5	9:37:51.524	1	9:37:48.987	9:36:03.965	1:06.324	38.698	161.1	9:37:48.987
2	2:15.832	40.634	58.548	36.650	240.0	9:40:07.356	2	2:16.063	40.796	58.561	36.706	238.9	9:40:05.050
3	2:15.036	40.398	58.134	36.504	241.6	9:42:22.392	3	2:14.503	40.461	57.618	36.424	240.5	9:42:19.553
4	2:14.306	40.391	57.332	36.583	240.5	9:44:36.698	4	2:14.414	40.310	57.562	36.542	240.5	9:44:33.967
5	2:25.405 P	40.312	58.916	46.177	241.0	9:47:02.103	5		39.810			241.0	
6	11:15.050	8:44.901	1:26.118	1:04.031	210.9	9:58:17.153							
7	2:25.821	41.228	59.536	45.057	232.2	10:00:42.974							
8	2:14.185	39.905	57.933	36.347	244.8	10:02:57.159							
9	2:13.344	40.175	56.886	36.283	242.6	10:05:10.503							





Spa Francorchamps
Euroformula Open
Qualifying - 1
Lap Analysis



15 Yves Baltas Dallara F312 28 Cameron Das Dallara F312
Campos Racing Carlin Motorsport

Lap D	Time	Sector 1	Sector 2	Sector 3	T. Spd	Elapsed	Lap D	Time	Sector 1	Sector 2	Sector 3	T. Spd	Elapsed
1	9:37:37.463	9:35:57.517	1:02.634	37.312	213.0	9:37:37.463	1	9:38:04.044	9:36:07.642	1:15.741	40.661	184.9	9:38:04.044
2	2:17.335	41.130	59.021	37.184	232.2	9:39:54.798	2	2:14.682	40.734	57.682	36.266	239.4	9:40:18.726
3	2:15.682	40.607	58.374	36.701	242.6	9:42:10.480	3	2:13.070	39.804	56.985	36.281	241.6	9:42:31.796
4	2:14.873	40.272	58.122	36.479	243.7	9:44:25.353	4	2:13.412	40.110	57.052	36.250	243.7	9:44:45.208
5	2:14.719	40.341	58.027	36.351	242.6	9:46:40.072	5	2:16.109	39.773	59.617	36.719	242.1	9:47:01.317
6	2:27.260 P	40.101	59.622	47.537	244.3	9:49:07.332	6	2:27.655 P	40.116	1:03.824	43.715	242.6	9:49:28.972
7	8:58.630	6:29.820	1:31.872	56.938	174.7	9:58:05.962	7	10:42.301 P	8:30.988	1:14.692	56.621	226.8	10:00:11.273
8	2:22.166	41.268	1:03.875	37.023	234.7	10:00:28.128	8	2:34.529	57.452	59.959	37.118	216.8	10:02:45.802
9	2:15.471	40.324	58.319	36.828	241.0	10:02:43.599	9	2:13.196	40.019	57.042	36.135	242.1	10:04:58.998
10	2:15.132	40.508	57.956	36.668	240.0	10:04:58.731	10	2:12.402	39.895	56.445	36.062	242.1	10:07:11.400
11	2:14.655	40.251	58.157	36.247	236.3	10:07:13.386							

18 Marcos Siebert Dallara F312 34 Matheus Iorio Dallara F312
Campos Racing Carlin Motorsport

Lap D	Time	Sector 1	Sector 2	Sector 3	T. Spd	Elapsed	Lap D	Time	Sector 1	Sector 2	Sector 3	T. Spd	Elapsed
1	9:37:36.045	9:35:56.573	1:02.152	37.320	202.6	9:37:36.045	1	9:37:41.802	9:36:02.344	1:02.406	37.052	211.7	9:37:41.802
2	2:17.272	40.957	58.804	37.511	235.2	9:39:53.317	2	2:15.062	40.591	57.977	36.494	240.5	9:39:56.864
3	2:14.971	40.549	57.812	36.610	238.9	9:42:08.288	3	2:16.767	40.102	1:00.010	36.655	244.8	9:42:13.631
4	2:14.198	40.283	57.505	36.410	241.0	9:44:22.486	4	2:14.613	40.269	58.047	36.297	242.1	9:44:28.244
5	2:14.094	40.255	57.488	36.351	241.6	9:46:36.580	5	2:13.438	40.087	57.299	36.052	243.2	9:46:41.682
6	2:28.716 P	40.169	1:02.195	46.352	237.8	9:49:05.296	6	2:24.736 P	40.016	58.625	46.095	245.4	9:49:06.418
7	9:04.601 P	6:31.254	1:35.453	57.894	171.9	9:58:09.897	7	6:30.045	4:47.434	1:04.239	38.372	188.4	9:55:36.463
8	2:34.897	58.509	58.493	37.895	237.3	10:00:44.794	8	2:29.497 P	40.883	1:00.538	48.076	236.3	9:58:05.960
9	2:13.528	40.130	56.815	36.583	242.6	10:02:58.322	9	2:33.766	53.969	1:01.311	38.486	225.0	10:00:39.726
10	2:12.976	39.788	57.004	36.184	242.1	10:05:11.298	10	2:13.527	39.921	57.502	36.104	244.8	10:02:53.253
11							11	2:13.381	39.818	57.602	35.961	237.3	10:05:06.634

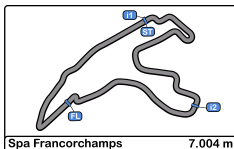
19 Aldo Festante Dallara F312 77 Guilherme Samaia Dallara F312
Fortec Motorsport RP Motorsport

Lap D	Time	Sector 1	Sector 2	Sector 3	T. Spd	Elapsed	Lap D	Time	Sector 1	Sector 2	Sector 3	T. Spd	Elapsed
1	9:38:00.780	9:36:09.632	1:11.541	39.607	230.2	9:38:00.780	1	9:37:53.854	9:36:05.181	1:07.467	41.206	194.5	9:37:53.854
2	2:17.354	40.707	59.665	36.982	240.5	9:40:18.134	2	2:15.401	40.402	58.492	36.507	243.7	9:40:09.255
3	2:16.413	40.496	59.130	36.787	242.6	9:42:34.547	3	2:14.248	39.975	57.953	36.320	240.0	9:42:23.503
4	2:17.016	40.352	58.725	37.939	241.6	9:44:51.563	4	2:19.863	39.911	1:01.577	38.375	243.7	9:44:43.366
5	2:16.126	40.576	58.455	37.095	238.9	9:47:07.689	5	2:30.052 P	39.949	1:03.025	47.078	244.3	9:47:13.418
6	2:27.112 P	40.560	1:00.963	45.589	238.9	9:49:34.801	6	11:17.207	8:36.414	1:31.975	1:08.818	166.6	9:58:30.625
7	10:35.804	8:56.447	1:01.969	37.388	229.2	10:00:10.605	7	2:18.060	40.640	59.622	37.798	243.7	10:00:48.685
8	2:16.359	40.684	58.640	37.035	236.3	10:02:26.964	8	2:13.569	39.886	57.447	36.236	245.4	10:03:02.254
9	2:15.897	40.529	58.319	37.049	236.8	10:04:42.861	9	2:14.894	39.930	57.593	37.371	243.7	10:05:17.148
10	2:15.490	40.453	57.990	37.047	236.8	10:06:58.351							

21 Calan Williams Dallara F312
Fortec Motorsport

Lap D	Time	Sector 1	Sector 2	Sector 3	T. Spd	Elapsed
1	9:37:57.550	9:36:11.353	1:05.036	41.161	201.4	9:37:57.550
2	2:17.146	41.263	59.154	36.729	237.8	9:40:14.696
3	2:15.157	40.473	58.086	36.598	239.4	9:42:29.853
4	2:14.527	40.419	57.733	36.375	241.0	9:44:44.380
5	2:14.039	39.909	57.604	36.526	245.4	9:46:58.419
6	2:26.679 P	40.938	1:00.202	45.539	238.9	9:49:25.098
7	8:55.178	6:22.957	1:25.618	1:06.603	226.4	9:58:20.276
8	2:16.416	40.367	59.113	36.936	244.3	10:00:36.692
9	2:14.267	40.312	57.610	36.345	242.6	10:02:50.959
10	2:13.543	39.988	57.408	36.147	244.3	10:05:04.502



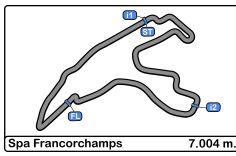


Spa Francorchamps
Euroformula Open
Qualifying - 1
Best Sectors Results



Sector - 1				Sector - 2				Sector - 3				Ideal Lap vs Best Lap				
Clas	Nº	Driver	Time	Nº	Driver	Time	Nº	Driver	Time	Clas	Nº	Driver	Ideal Lap	Best Lap	Clas	
1	4	Felipe Drugovich	39.412	28	Cameron Das	56.445	4	Felipe Drugovich	35.666	1	4	Felipe Drugovich	2:12.161	2:12.161	1	
2	10	Bent Viscaal	39.648	18	Marcos Siebert	56.815	11	Alex Karkosik	35.830	2	28	Cameron Das	2:12.280	2:12.402	2	
3	28	Cameron Das	39.773	7	Jannes Fittje	56.886	34	Matheus Iorio	35.961	3	18	Marcos Siebert	2:12.787	2:12.976	3	
4	18	Marcos Siebert	39.788	4	Felipe Drugovich	57.083	28	Cameron Das	36.062	4	10	Bent Viscaal	2:12.935	2:13.741	10	
5	12	Christian Hahn	39.810	10	Bent Viscaal	57.092	8	Lukas Dunner	36.107	5	7	Jannes Fittje	2:13.074	2:13.344	4	
6	34	Matheus Iorio	39.818	3	Michael Benyahia	57.240	21	Calan Williams	36.147	6	34	Matheus Iorio	2:13.078	2:13.381	6	
7	11	Alex Karkosik	39.823	34	Matheus Iorio	57.299	18	Marcos Siebert	36.184	7	11	Alex Karkosik	2:13.191	2:13.353	5	
8	77	Guilherme Samaia	39.886	8	Lukas Dunner	57.350	10	Bent Viscaal	36.195	8	8	Lukas Dunner	2:13.430	2:13.430	7	
9	7	Jannes Fittje	39.905	21	Calan Williams	57.408	77	Guilherme Samaia	36.236	9	21	Calan Williams	2:13.464	2:13.543	8	
10	21	Calan Williams	39.909	77	Guilherme Samaia	57.447	15	Yves Baltas	36.247	10	77	Guilherme Samaia	2:13.569	2:13.569	9	
11	8	Lukas Dunner	39.973	11	Alex Karkosik	57.538	7	Jannes Fittje	36.283	11	12	Christian Hahn	2:13.796	2:14.414	13	
12	1	Leonard Hoogenboom	39.977	12	Christian Hahn	57.562	1	Leonard Hoogenboom	36.380	12	1	Leonard Hoogenboom	2:13.966	2:13.967	11	
13	15	Yves Baltas	40.101	1	Leonard Hoogenboom	57.609	12	Christian Hahn	36.424	13	3	Michael Benyahia	2:14.075	2:14.389	12	
14	3	Michael Benyahia	40.283	15	Yves Baltas	57.956	3	Michael Benyahia	36.552	14	15	Yves Baltas	2:14.304	2:14.655	14	
15	19	Aldo Festante	40.352	19	Aldo Festante	57.990	19	Aldo Festante	36.787	15	19	Aldo Festante	2:15.129	2:15.490	15	



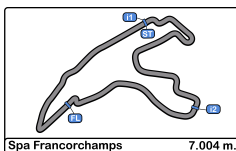


Spa Francorchamps
Euroformula Open
Qualifying - 1
Best 5 Lap Times



Cls	Nº	Entrant	Nat	Driver	Nat	Cat	Cls	Chassis	Team	Best 1		Best 2		Best 3		Best 4		Best 5	
										Time	Lap	Time	Lap	Time	Lap	Time	Lap	Time	Lap
1	4	RP Motorsport	ITA	Felipe Drugovich	BRA			Dallara F312	RP Motorsport	2:12.161	11	2:12.767	10	2:13.787	4	2:14.229	3	2:16.575	2
2	28	Carlin Motorsport	GBR	Cameron Das	USA			Dallara F312	Carlin Motorsport	2:12.402	10	2:13.070	3	2:13.196	9	2:13.412	4	2:14.682	2
3	18	Campos Racing	ESP	Marcos Siebert	ARG			Dallara F312	Campos Racing	2:12.976	10	2:13.528	9	2:14.094	5	2:14.198	4	2:14.971	3
4	7	Drivex School	ESP	Jannes Fittje	DEU			Dallara F312	Drivex School	2:13.344	9	2:14.185	8	2:14.306	4	2:15.036	3	2:15.832	2
5	11	Campos Racing	ESP	Alex Karkosik	POL			Dallara F312	Campos Racing	2:13.353	10	2:13.678	9	2:13.966	5	2:14.844	3	2:15.726	4
6	34	Carlin Motorsport	GBR	Matheus Iorio	BRA			Dallara F312	Carlin Motorsport	2:13.381	11	2:13.438	5	2:13.527	10	2:14.613	4	2:15.062	2
7	8	Drivex School	ESP	Lukas Dunner	AUT	R	1	Dallara F312	Drivex School	2:13.430	9	2:13.942	8	2:14.733	4	2:14.828	3	2:16.437	2
8	21	Fortec Motorsport	GBR	Calan Williams	AUS			Dallara F312	Fortec Motorsport	2:13.543	10	2:14.039	5	2:14.267	9	2:14.527	4	2:15.157	3
9	77	RP Motorsport	ITA	Guilherme Samaia	BRA			Dallara F312	RP Motorsport	2:13.569	8	2:14.248	3	2:14.894	9	2:15.401	2	2:18.060	7
10	10	RACE	ESP	Bent Viscaal	NLD	R	2	Dallara F312	Teo Martin Motorsport	2:13.741	5	2:13.941	11	2:13.992	4	2:13.996	12	2:14.429	10
11	1	RP Motorsport	ITA	Leonard Hoogenboom	NLD	R	3	Dallara F312	RP Motorsport	2:13.967	10	2:14.413	9	2:14.783	3	2:15.852	8	2:15.963	4
12	3	RP Motorsport	ITA	Michael Benyahia	MAR	R	4	Dallara F312	RP Motorsport	2:14.389	10	2:14.887	11	2:15.048	9	2:15.823	5	2:16.420	3
13	12	Drivex School	ESP	Christian Hahn	BRA			Dallara F312	Drivex School	2:14.414	4	2:14.503	3	2:16.063	2				
14	15	Campos Racing	ESP	Yves Baltas	USA	R	5	Dallara F312	Campos Racing	2:14.655	11	2:14.719	5	2:14.873	4	2:15.132	10	2:15.471	9
15	19	Fortec Motorsport	GBR	Aldo Festante	ITA	R	6	Dallara F312	Fortec Motorsport	2:15.490	10	2:15.897	9	2:16.126	5	2:16.359	8	2:16.413	3



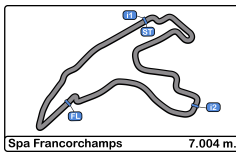


Spa Francorchamps
Euroformula Open
Qualifying - 1
Best 5 Top Speeds



Cls	Nº	Entrant	Nat	Driver	Nat	Cat	Cls	Chassis	Team	Top 1		Top 2		Top 3		Top 4		Top 5		Avg
										Km/h	Lap	Km/h	Lap	Km/h	Lap	Km/h	Lap	Km/h	Lap	
1	21	Fortec Motorsport	GBR	Calan Williams	AUS			Dallara F312	Fortec Motorsport	245.4	5	244.3	8	244.3	10	242.6	9	241.0	4	243.5
2	34	Carlin Motorsport	GBR	Matheus Iorio	BRA			Dallara F312	Carlin Motorsport	245.4	6	244.8	3	244.8	10	243.2	5	242.1	4	244.1
3	77	RP Motorsport	ITA	Guilherme Samaia	BRA			Dallara F312	RP Motorsport	245.4	8	244.3	5	243.7	2	243.7	4	243.7	7	244.2
4	7	Drivex School	ESP	Jannes Fittje	DEU			Dallara F312	Drivex School	244.8	8	242.6	9	241.6	3	241.0	5	240.5	4	242.1
5	8	Drivex School	ESP	Lukas Dunner	AUT	R	1	Dallara F312	Drivex School	244.8	9	244.3	8	241.0	4	240.5	2	240.5	3	242.2
6	15	Campos Racing	ESP	Yves Baltas	USA	R	2	Dallara F312	Campos Racing	244.3	6	243.7	4	242.6	3	242.6	5	241.0	9	242.9
7	4	RP Motorsport	ITA	Felipe Drugovich	BRA			Dallara F312	RP Motorsport	243.7	10	242.6	2	242.6	3	242.6	6	242.1	7	242.8
8	11	Campos Racing	ESP	Alex Karkosik	POL			Dallara F312	Campos Racing	243.7	9	243.2	5	241.6	3	241.0	8	240.5	2	242.0
9	28	Carlin Motorsport	GBR	Cameron Das	USA			Dallara F312	Carlin Motorsport	243.7	4	242.6	6	242.1	5	242.1	9	242.1	10	242.5
10	1	RP Motorsport	ITA	Leonard Hoogenboom	NLD	R	3	Dallara F312	RP Motorsport	243.2	8	242.6	4	242.6	10	242.1	6	241.0	3	242.3
11	10	RACE	ESP	Bent Viscaal	NLD	R	4	Dallara F312	Teo Martin Motorsport	242.6	3	242.6	5	242.1	4	238.4	11	238.4	12	240.8
12	18	Campos Racing	ESP	Marcos Siebert	ARG			Dallara F312	Campos Racing	242.6	9	242.1	10	241.6	5	241.0	4	238.9	3	241.2
13	19	Fortec Motorsport	GBR	Aldo Festante	ITA	R	5	Dallara F312	Fortec Motorsport	242.6	3	241.6	4	240.5	2	238.9	5	238.9	6	240.5
14	12	Drivex School	ESP	Christian Hahn	BRA			Dallara F312	Drivex School	241.0	5	240.5	3	240.5	4	238.9	2	161.1	1	224.4
15	3	RP Motorsport	ITA	Michael Benyahia	MAR	R	6	Dallara F312	RP Motorsport	240.5	6	239.4	10	239.4	11	238.9	5	238.9	8	239.4



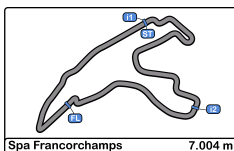


Spa Francorchamps
Euroformula Open
Qualifying - 1
Fastest Laps Sequence



Lap	Time of Day	Session Time	Nº	Entrant	Nat	Driver	Nat	Cat	Chassis	Team	Time	Km/h
2	9:39:46.825	4:46.825	3	RP Motorsport	ITA	Michael Benyahia	MAR	R	Dallara F312	RP Motorsport	2:17.301	183.6
2	9:39:48.006	4:48.006	11	Campos Racing	ESP	Alex Karkosik	POL		Dallara F312	Campos Racing	2:16.342	184.9
2	9:39:56.864	4:56.864	34	Carlin Motorsport	GBR	Matheus Iorio	BRA		Dallara F312	Carlin Motorsport	2:15.062	186.6
2	9:40:18.726	5:18.726	28	Carlin Motorsport	GBR	Cameron Das	USA		Dallara F312	Carlin Motorsport	2:14.682	187.2
3	9:42:03.572	7:03.572	4	RP Motorsport	ITA	Felipe Drugovich	BRA		Dallara F312	RP Motorsport	2:14.229	187.8
3	9:42:31.796	7:31.796	28	Carlin Motorsport	GBR	Cameron Das	USA		Dallara F312	Carlin Motorsport	2:13.070	189.4
10	10:02:55.116	27:55.116	4	RP Motorsport	ITA	Felipe Drugovich	BRA		Dallara F312	RP Motorsport	2:12.767	189.9
11	10:05:07.277	30:07.277	4	RP Motorsport	ITA	Felipe Drugovich	BRA		Dallara F312	RP Motorsport	2:12.161	190.7



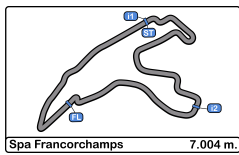


Spa Francorchamps
Euroformula Open
Qualifying - 1
Event Best Maximum Speed



Nº	Entrant	Nat	Driver	Nat	Cat	Clas	Chassis	Team	Km/h	Session
34	Carlin Motorsport	GBR	Matheus Iorio	BRA			Dallara F312	Carlin Motorsport	248.8	Free Practice - 2
28	Carlin Motorsport	GBR	Cameron Das	USA			Dallara F312	Carlin Motorsport	246.5	Free Practice - 3
12	Drivex School	ESP	Christian Hahn	BRA			Dallara F312	Drivex School	246.0	Free Practice - 2
8	Drivex School	ESP	Lukas Dunner	AUT	R	1	Dallara F312	Drivex School	246.0	Free Practice - 2
77	RP Motorsport	ITA	Guilherme Samaia	BRA			Dallara F312	RP Motorsport	246.0	Free Practice - 2
18	Campos Racing	ESP	Marcos Siebert	ARG			Dallara F312	Campos Racing	245.4	Free Practice - 3
21	Fortec Motorsport	GBR	Calan Williams	AUS			Dallara F312	Fortec Motorsport	245.4	Qualifying - 1
1	RP Motorsport	ITA	Leonard Hoogenboom	NLD	R	2	Dallara F312	RP Motorsport	244.8	Free Practice - 1
7	Drivex School	ESP	Jannes Fittje	DEU			Dallara F312	Drivex School	244.8	Qualifying - 1
15	Campos Racing	ESP	Yves Baltas	USA	R	3	Dallara F312	Campos Racing	244.3	Qualifying - 1
11	Campos Racing	ESP	Alex Karkosik	POL			Dallara F312	Campos Racing	243.7	Qualifying - 1
4	RP Motorsport	ITA	Felipe Drugovich	BRA			Dallara F312	RP Motorsport	243.7	Qualifying - 1
3	RP Motorsport	ITA	Michael Benyahia	MAR	R	4	Dallara F312	RP Motorsport	242.6	Free Practice - 2
10	RACE	ESP	Bent Viscaal	NLD	R	5	Dallara F312	Teo Martin Motorsport	242.6	Qualifying - 1
19	Fortec Motorsport	GBR	Aldo Festante	ITA	R	6	Dallara F312	Fortec Motorsport	242.6	Qualifying - 1





Spa Francorchamps
Euroformula Open
Qualifying - 1
Pit Stop Analysis



1 Leonard Hoogenboom R RP Motorsport
Dallara F312

Nr.	In Day Time	In Time	Out Time	Pit Time	T. Pit Time	Handicap	Penalty
1	9:49:08.433	9:49:08.433	9:55:04.100	5:55.667	5:55.667		

3 Michael Benyahia R RP Motorsport
Dallara F312

Nr.	In Day Time	In Time	Out Time	Pit Time	T. Pit Time	Handicap	Penalty
1	9:48:55.982	9:48:55.982	9:54:55.368	5:59.386	5:59.386		

4 Felipe Drugovich RP Motorsport
Dallara F312

Nr.	In Day Time	In Time	Out Time	Pit Time	T. Pit Time	Handicap	Penalty
1	9:51:11.216	9:51:11.216	9:54:53.796	3:42.580	3:42.580		

7 Jannes Fittje Drivex School
Dallara F312

Nr.	In Day Time	In Time	Out Time	Pit Time	T. Pit Time	Handicap	Penalty
1	9:46:56.596	9:46:56.596	9:55:06.024	8:09.428	8:09.428		

8 Lukas Dunner R Drivex School
Dallara F312

Nr.	In Day Time	In Time	Out Time	Pit Time	T. Pit Time	Handicap	Penalty
1	9:46:59.409	9:46:59.409	9:55:00.132	8:00.723	8:00.723		

10 Bent Viscaal R RACE
Dallara F312

Nr.	In Day Time	In Time	Out Time	Pit Time	T. Pit Time	Handicap	Penalty
1	9:49:03.104	9:49:03.104	9:52:59.331	3:56.227	3:56.227		

11 Alex Karkosik Campos Racing
Dallara F312

Nr.	In Day Time	In Time	Out Time	Pit Time	T. Pit Time	Handicap	Penalty
1	9:48:54.552	9:48:54.552	9:54:47.706	5:53.154	5:53.154		

15 Yves Baltas R Campos Racing
Dallara F312

Nr.	In Day Time	In Time	Out Time	Pit Time	T. Pit Time	Handicap	Penalty
1	9:49:01.903	9:49:01.903	9:54:52.173	5:50.270	5:50.270		

18 Marcos Siebert Campos Racing
Dallara F312

Nr.	In Day Time	In Time	Out Time	Pit Time	T. Pit Time	Handicap	Penalty
1	9:48:59.339	9:48:59.339	9:54:51.417	5:52.078	5:52.078		
2	9:58:04.554	9:58:04.554	9:58:30.357	25.803	6:17.881		

19 Aldo Festante R Fortec Motorsport
Dallara F312

Nr.	In Day Time	In Time	Out Time	Pit Time	T. Pit Time	Handicap	Penalty
1	9:49:29.465	9:49:29.465	9:57:53.729	8:24.264	8:24.264		

21 Calan Williams Fortec Motorsport
Dallara F312

Nr.	In Day Time	In Time	Out Time	Pit Time	T. Pit Time	Handicap	Penalty
1	9:49:19.832	9:49:19.832	9:55:08.260	5:48.428	5:48.428		

28 Cameron Das Carlin Motorsport
Dallara F312

Nr.	In Day Time	In Time	Out Time	Pit Time	T. Pit Time	Handicap	Penalty
1	9:49:23.688	9:49:23.688	9:57:22.206	7:58.518	7:58.518		
2	10:00:05.933	10:00:05.933	10:00:29.280	23.347	8:21.865		

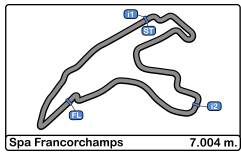
34 Matheus Iorio Carlin Motorsport
Dallara F312

Nr.	In Day Time	In Time	Out Time	Pit Time	T. Pit Time	Handicap	Penalty
1	9:49:00.891	9:49:00.891	9:53:11.360	4:10.469	4:10.469		
2	9:58:00.694	9:58:00.694	9:58:24.629	23.935	4:34.404		

77 Guilherme Samaia RP Motorsport
Dallara F312

Nr.	In Day Time	In Time	Out Time	Pit Time	T. Pit Time	Handicap	Penalty
1	9:47:06.696	9:47:06.696	9:55:05.816	7:59.120	7:59.120		

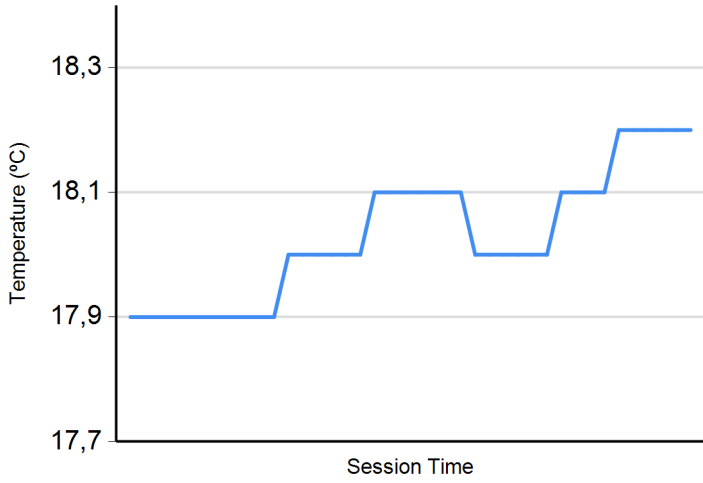




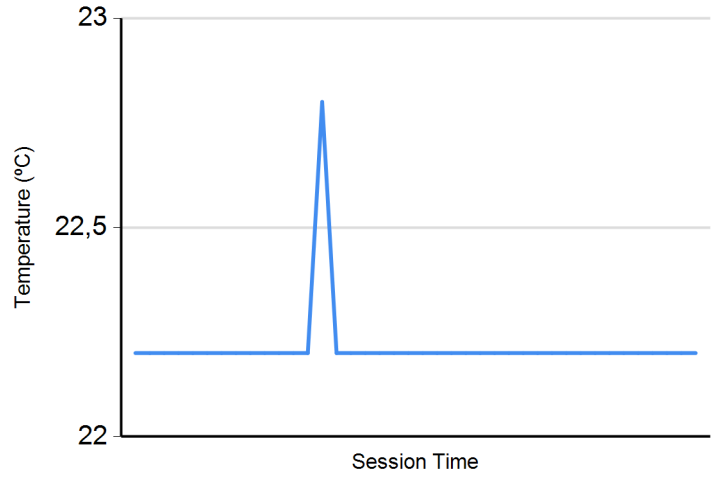
Spa Francorchamps
Euroformula Open
Qualifying - 1
Weather Report



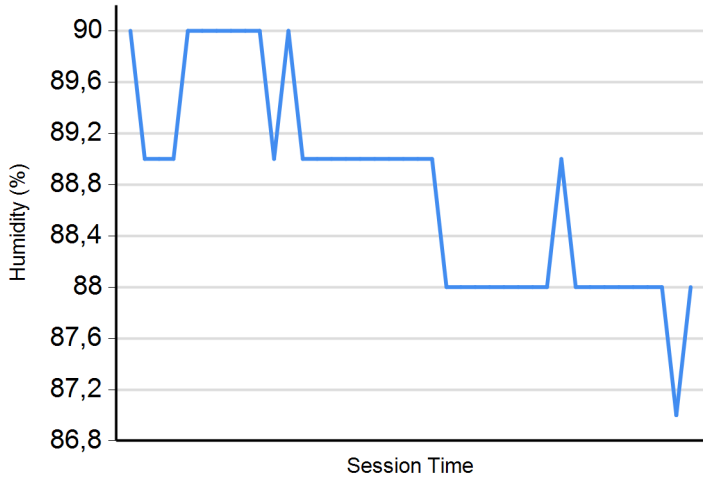
Air Temperature



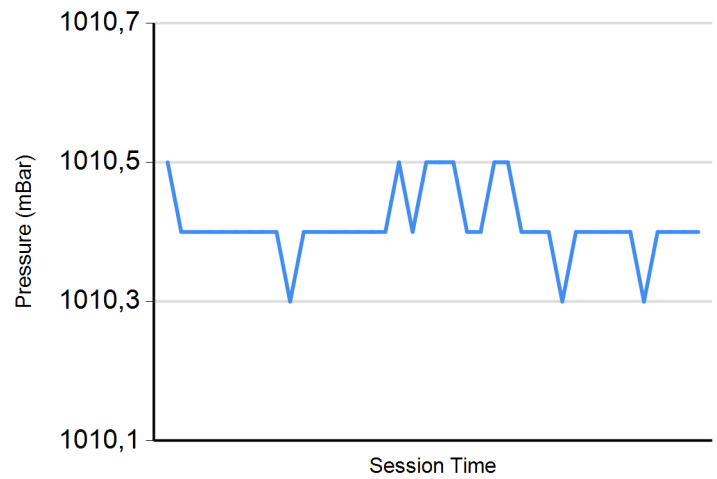
Track Temperature



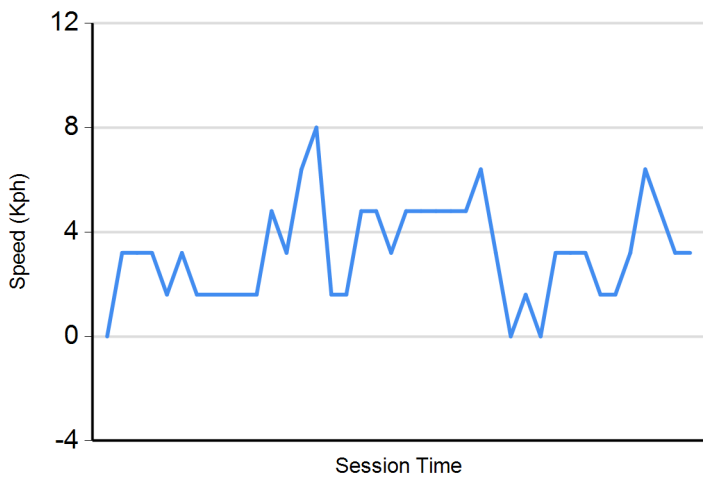
Humidity



Pressure



Wind Speed



Wind direction

North = 0°/360° Est = 90° South = 180° West = 270°

