

Spa Francorchamps  
Euroformula Open  
Qualifying - 2  
Provisional Results



Clas	Nº	Entrant	Nat	Driver	Nat	Cat	Clas	Chassis	Team	Laps	Best	Time	Gap	Interval	Km/h
1	4	RP Motorsport	ITA	Felipe Drugovich	BRA			Dallara F312	RP Motorsport	10	10	2:13.189			189.3
2	11	Campos Racing	ESP	Alex Karkosik	POL			Dallara F312	Campos Racing	10	10	2:13.752	0.563	0.563	188.5
3	10	RACE	ESP	Bent Viscaal	NLD	R	1	Dallara F312	Teo Martin Motorsport	10	10	2:14.103	0.914	0.351	188.0
4	18	Campos Racing	ESP	Marcos Siebert	ARG			Dallara F312	Campos Racing	10	10	2:14.118	0.929	0.015	188.0
5	8	Drivex School	ESP	Lukas Dunner	AUT	R	2	Dallara F312	Drivex School	9	9	2:14.246	1.057	0.128	187.8
6	77	RP Motorsport	ITA	Guilherme Samaia	BRA			Dallara F312	RP Motorsport	11	11	2:14.358	1.169	0.112	187.6
7	7	Drivex School	ESP	Jannes Fittje	DEU			Dallara F312	Drivex School	9	9	2:14.478	1.289	0.120	187.4
8	34	Carlin Motorsport	GBR	Matheus Iorio	BRA			Dallara F312	Carlin Motorsport	10	10	2:14.608	1.419	0.130	187.3
9	21	Fortec Motorsport	GBR	Calan Williams	AUS			Dallara F312	Fortec Motorsport	10	10	2:14.806	1.617	0.198	187.0
10	28	Carlin Motorsport	GBR	Cameron Das	USA			Dallara F312	Carlin Motorsport	10	9	2:14.839	1.650	0.033	186.9
11	3	RP Motorsport	ITA	Michael Benyahia	MAR	R	3	Dallara F312	RP Motorsport	11	11	2:14.982	1.793	0.143	186.7
12	12	Drivex School	ESP	Christian Hahn	BRA			Dallara F312	Drivex School	11	10	2:15.026	1.837	0.044	186.7
13	1	RP Motorsport	ITA	Leonard Hoogenboom	NLD	R	4	Dallara F312	RP Motorsport	10	5	2:15.186	1.997	0.160	186.5
14	15	Campos Racing	ESP	Yves Baltas	USA	R	5	Dallara F312	Campos Racing	10	10	2:16.223	3.034	1.037	185.0
15	19	Fortec Motorsport	GBR	Aldo Festante	ITA	R	6	Dallara F312	Fortec Motorsport	11	11	2:17.455	4.266	1.232	183.4

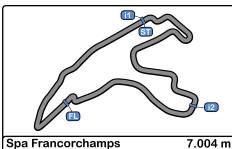
CAR 10 TIME 2:17.370 DISALLOWED TRACK LIMITS AT T 10

Published at:.....

Track Temp: 37.8 °C Air Temp: 20.7 °C Humidity: 75 % Track Status: DRY

Stewards:	Race Director:	Timekeeper: 
-----------	----------------	---------------------------------------------------------------------------------------------------





Spa Francorchamps  
Euroformula Open  
Qualifying - 2  
Provisional Results by Class




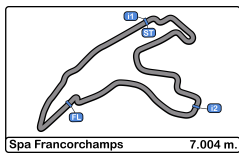
Clas	Nº	Entrant	Nat	Driver	Nat	Cat	Clas	Chassis	Team	Laps	Best	Time	Gap	Interval	Km/h
1	4	RP Motorsport	ITA	Felipe Drugovich	BRA			Dallara F312	RP Motorsport	10	10	2:13.189			189.3
2	11	Campos Racing	ESP	Alex Karkosik	POL			Dallara F312	Campos Racing	10	10	2:13.752	0.563	0.563	188.5
3	18	Campos Racing	ESP	Marcos Siebert	ARG			Dallara F312	Campos Racing	10	10	2:14.118	0.929	0.366	188.0
4	77	RP Motorsport	ITA	Guilherme Samaia	BRA			Dallara F312	RP Motorsport	11	11	2:14.358	1.169	0.240	187.6
5	7	Drivex School	ESP	Jannes Fittje	DEU			Dallara F312	Drivex School	9	9	2:14.478	1.289	0.120	187.4
6	34	Carlin Motorsport	GBR	Matheus Iorio	BRA			Dallara F312	Carlin Motorsport	10	10	2:14.608	1.419	0.130	187.3
7	21	Fortec Motorsport	GBR	Calan Williams	AUS			Dallara F312	Fortec Motorsport	10	10	2:14.806	1.617	0.198	187.0
8	28	Carlin Motorsport	GBR	Cameron Das	USA			Dallara F312	Carlin Motorsport	10	9	2:14.839	1.650	0.033	186.9
9	12	Drivex School	ESP	Christian Hahn	BRA			Dallara F312	Drivex School	11	10	2:15.026	1.837	0.187	186.7
<b>Rookie</b>															
1	10	RACE	ESP	Bent Viscaal	NLD	R	1	Dallara F312	Teo Martin Motorsport	10	10	2:14.103			188.0
2	8	Drivex School	ESP	Lukas Dunner	AUT	R	2	Dallara F312	Drivex School	9	9	2:14.246	0.143	0.143	187.8
3	3	RP Motorsport	ITA	Michael Benyahia	MAR	R	3	Dallara F312	RP Motorsport	11	11	2:14.982	0.879	0.736	186.7
4	1	RP Motorsport	ITA	Leonard Hoogenboom	NLD	R	4	Dallara F312	RP Motorsport	10	5	2:15.186	1.083	0.204	186.5
5	15	Campos Racing	ESP	Yves Baltas	USA	R	5	Dallara F312	Campos Racing	10	10	2:16.223	2.120	1.037	185.0
6	19	Fortec Motorsport	GBR	Aldo Festante	ITA	R	6	Dallara F312	Fortec Motorsport	11	11	2:17.455	3.352	1.232	183.4

Published at:.....

Track Temp: 37.8 °C    Air Temp: 20.7 °C    Humidity: 75 %    Track Status: DRY

Stewards:	Race Director:	Timekeeper: 
-----------	----------------	---------------------------------------------------------------------------------------------------





Spa Francorchamps  
Euroformula Open  
Qualifying - 2  
Lap Analysis



1 Leonard Hoogenboom Dallara F312 8 RP Motorsport Lukas Dunner Drixev School

Lap	D	Time	Sector 1	Sector 2	Sector 3	T. Spd	Elapsed	Lap	D	Time	Sector 1	Sector 2	Sector 3	T. Spd	Elapsed
1		9:03:14.532	9:01:28.662	1:08.605	37.265	212.1	9:03:14.532	1		9:03:28.558	9:01:30.017	1:11.021	47.520	183.3	9:03:28.558
2		2:20.227	40.492	1:00.556	39.179	236.8	9:05:34.759	2		2:18.214	41.023	1:00.222	36.969	237.8	9:05:46.772
3		2:16.997	40.257	1:00.208	36.532	243.7	9:07:51.756	3		2:16.829	40.722	59.382	36.725	240.0	9:08:03.601
4		2:16.355	40.325	59.520	36.510	243.2	9:10:08.111	4		2:15.722	40.366	58.786	36.570	242.6	9:10:19.323
5		2:15.186	40.042	58.489	36.655	243.7	9:12:23.297	5		2:22.980 P	40.271	59.144	43.565	242.6	9:12:42.303
6		2:25.061 P	40.475	59.176	45.410	243.2	9:14:48.358	6		10:32.304	8:53.640	1:01.797	36.867	193.2	9:23:14.607
7		8:32.823	6:52.904	1:03.147	36.772	212.5	9:23:21.181	7		2:40.968	40.470	59.085	1:01.413	241.0	9:25:55.575
8		2:35.930	40.644	1:00.076	55.210	239.4	9:25:57.111	8		2:14.855	40.533	57.881	36.441	238.4	9:28:10.430
9		2:21.958	40.763	1:01.448	39.747	175.6	9:28:19.069	9		2:14.246	40.373	57.478	36.395	240.0	9:30:24.676
10		2:15.324	40.347	58.280	36.697	242.1	9:30:34.393	10							

3 Michael Benyahia Dallara F312 Teo Martin Motorsport

Lap	D	Time	Sector 1	Sector 2	Sector 3	T. Spd	Elapsed	Lap	D	Time	Sector 1	Sector 2	Sector 3	T. Spd	Elapsed
1		9:03:11.918	9:01:27.440	1:07.348	37.130	204.1	9:03:11.918	1		9:02:39.619	9:00:54.519	1:04.770	40.330	212.5	9:02:39.619
2		2:19.544	40.760	1:01.618	37.166	243.7	9:05:31.462	2		2:53.075	53.336	1:21.146	38.593	151.2	9:05:32.694
3		2:16.816	40.243	59.721	36.852	237.3	9:07:48.278	3		2:17.370	40.770	59.912	36.688	237.8	9:07:50.064
4		2:16.942	40.875	59.198	36.869	238.4	9:10:05.220	4		2:15.741	40.578	58.597	36.566	237.8	9:10:05.805
5		2:16.635	40.855	59.095	36.685	237.3	9:12:21.855	5		2:15.085	40.202	58.210	36.673	240.5	9:12:20.890
6		2:29.538 P	40.817	59.652	49.069	238.4	9:14:51.393	6		2:28.676 P	40.997	1:01.635	46.044	233.2	9:14:49.566
7		8:22.084	6:43.873	1:01.309	36.902	218.6	9:23:13.477	7		8:22.386	6:43.479	1:01.677	37.230	223.6	9:23:11.952
8		2:16.097	40.679	58.576	36.842	239.4	9:25:29.574	8		2:42.545	40.876	59.655	1:02.014	234.2	9:25:54.497
9		2:15.404	40.967	57.673	36.764	234.7	9:27:44.978	9		2:19.193	42.205	1:00.511	36.477	145.7	9:28:13.690
10		2:15.207	40.863	57.471	36.873	235.8	9:30:00.185	10		2:14.103	40.337	57.385	36.381	240.5	9:30:27.793
11		2:14.982	40.613	57.625	36.744	236.8	9:32:15.167	11							

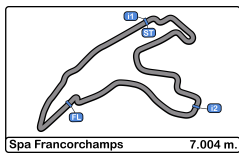
4 Felipe Drugovich Dallara F312 Campos Racing

Lap	D	Time	Sector 1	Sector 2	Sector 3	T. Spd	Elapsed	Lap	D	Time	Sector 1	Sector 2	Sector 3	T. Spd	Elapsed
1		9:03:11.321	9:01:26.797	1:07.535	36.989	193.2	9:03:11.321	1		9:03:10.134	9:01:24.256	1:08.225	37.653	180.0	9:03:10.134
2		2:19.729	40.802	1:01.041	37.886	241.6	9:05:31.050	2		2:19.272	41.032	1:01.027	37.213	237.3	9:05:29.406
3		2:16.605	40.508	59.437	36.660	240.5	9:07:47.655	3		2:17.436	41.309	59.180	36.947	231.7	9:07:46.842
4		2:16.225	40.992	58.523	36.710	232.7	9:10:03.880	4		2:27.694	50.837	59.178	37.679	231.2	9:10:14.536
5		2:15.409	40.791	58.017	36.601	234.2	9:12:19.289	5		2:15.268	40.214	58.684	36.370	240.5	9:12:29.804
6		2:30.995 P	44.672	1:00.001	46.322	194.9	9:14:50.284	6		2:27.859 P	40.700	58.754	48.405	238.4	9:14:57.663
7		8:22.403	6:44.175	1:01.437	36.791	215.1	9:23:12.687	7		8:04.563	6:22.842	1:03.993	37.728	221.3	9:23:02.226
8		2:40.291	43.386	59.885	57.020	243.2	9:25:52.978	8		2:50.788 P	40.874	1:01.575	1:08.339	237.8	9:25:53.014
9		2:19.011	43.113	59.685	36.213	167.4	9:28:11.989	9		2:33.161	58.855	57.797	36.509	234.2	9:28:26.175
10		2:13.189	40.015	57.237	35.937	243.2	9:30:25.178	10		2:13.752	40.331	57.290	36.131	238.4	9:30:39.927

7 Jannes Fittje Dallara F312 Drixev School

Lap	D	Time	Sector 1	Sector 2	Sector 3	T. Spd	Elapsed	Lap	D	Time	Sector 1	Sector 2	Sector 3	T. Spd	Elapsed
1		9:03:12.892	9:01:26.171	1:09.416	37.305	193.2	9:03:12.892	1		9:03:26.664	9:01:38.804	1:04.906	42.954	197.8	9:03:26.664
2		2:20.540	40.818	1:00.874	38.848	240.0	9:05:33.432	2		2:17.676	41.023	59.550	37.103	237.8	9:05:44.340
3		2:17.431	40.661	59.800	36.970	241.6	9:07:50.863	3		2:16.744	41.188	58.535	37.021	233.7	9:08:01.084
4		2:16.747	40.511	59.407	36.829	241.0	9:10:07.610	4		2:15.975	40.939	58.277	36.759	235.2	9:10:17.059
5		2:26.380 P	40.679	1:00.680	45.021	241.0	9:12:33.990	5		2:16.109	40.990	58.332	36.787	236.8	9:12:33.168
6		10:43.312	9:04.185	1:02.105	37.022	216.0	9:23:17.302	6		2:27.029 P	40.548	58.816	47.665	243.2	9:15:00.197
7		2:31.101	40.934	58.266	51.901	237.8	9:25:48.403	7		8:04.923	6:23.781	1:01.815	39.327	230.7	9:23:05.120
8		2:18.836	41.115	57.380	40.341	231.7	9:28:07.239	8		2:25.969	40.885	1:00.699	44.385	239.4	9:25:31.089
9		2:14.478	40.662	57.271	36.545	236.3	9:30:21.717	9		2:15.420	40.945	57.791	36.684	237.8	9:27:46.509
10								10		2:15.026	40.727	57.685	36.614	238.9	9:30:01.535
11								11		2:25.804	44.951	1:02.211	38.642	232.2	9:32:27.339





**Spa Francorchamps**  
Euroformula Open  
Qualifying - 2  
Lap Analysis



**15** Yves Baltas Dallara F312 **28** Cameron Das Dallara F312  
Campos Racing Carlin Motorsport

Lap D	Time	Sector 1	Sector 2	Sector 3	T. Spd	Elapsed	Lap D	Time	Sector 1	Sector 2	Sector 3	T. Spd	Elapsed
1	9:03:08.940	9:01:23.854	1:06.666	38.420	172.2	9:03:08.940	1	9:03:19.252	9:01:25.146	1:14.095	40.011	204.9	9:03:19.252
2	2:21.536	41.897	1:00.840	38.799	228.3	9:05:30.476	2	2:17.489	41.105	59.519	36.865	236.3	9:05:36.741
3	2:19.147	41.312	1:00.679	37.156	230.2	9:07:49.623	3	2:16.291	40.463	59.024	36.804	242.1	9:07:53.032
4	2:23.103	40.975	1:05.276	36.852	235.8	9:10:12.726	4	2:16.497	40.448	59.250	36.799	245.4	9:10:09.529
5	2:17.515	40.759	59.642	37.114	240.0	9:12:30.241	5	2:15.219	40.333	58.478	<b>36.408</b>	242.6	9:12:24.748
6	2:28.522 P	40.772	59.494	48.256	238.9	9:14:58.763	6	2:29.968 P	41.735	1:00.761	47.472	219.5	9:14:54.716
7	8:05.377	6:23.222	1:03.489	38.666	218.6	9:23:04.140	7	8:19.739 P	6:36.569	1:00.058	43.112	225.9	9:23:14.455
8	2:38.623 P	40.794	1:01.005	56.824	237.8	9:25:42.763	8	2:49.963	53.330	58.031	58.602	238.9	9:26:04.418
9	2:37.991	57.539	1:00.346	40.106	235.8	9:28:20.754	9	<b>2:14.839</b>	40.217	<b>57.320</b>	37.302	242.6	9:28:19.257
10	<b>2:16.223</b>	<b>40.621</b>	<b>58.987</b>	<b>36.615</b>	240.5	9:30:36.977	10	2:15.742	<b>40.148</b>	58.669	36.925	244.3	9:30:34.999

**18** Marcos Siebert Dallara F312 **34** Matheus Iorio Dallara F312  
Campos Racing Carlin Motorsport

Lap D	Time	Sector 1	Sector 2	Sector 3	T. Spd	Elapsed	Lap D	Time	Sector 1	Sector 2	Sector 3	T. Spd	Elapsed
1	9:03:12.900 P	9:01:22.884	1:05.162	44.854	166.4	9:03:12.900	1	9:03:14.105 P	9:01:23.367	1:06.066	44.672	164.3	9:03:14.105
2	2:35.394	54.095	1:04.146	37.153	227.8	9:05:48.294	2	2:31.658	53.703	1:01.073	36.882	239.4	9:05:45.763
3	2:18.365	40.728	1:00.798	36.839	236.8	9:08:06.659	3	2:16.978	40.646	59.630	36.702	241.6	9:08:02.741
4	2:15.910	<b>40.288</b>	58.759	36.863	241.6	9:10:22.569	4	2:15.896	40.428	58.896	36.572	242.6	9:10:18.637
5	2:16.647	40.402	58.613	37.632	241.6	9:12:39.216	5	2:15.459	40.237	58.637	36.585	243.2	9:12:34.096
6	2:26.317 P	40.570	58.238	47.509	239.4	9:15:05.533	6	2:29.046 P	<b>40.093</b>	1:01.516	47.437	234.7	9:15:03.142
7	8:19.141	6:39.170	1:03.127	36.844	223.6	9:23:24.674	7	7:50.978 P	6:04.660	1:01.920	44.398	221.7	9:22:54.120
8	2:37.996	40.637	58.081	59.278	237.8	9:26:02.670	8	2:56.017	57.996	1:05.485	52.536	234.2	9:25:50.137
9	2:15.553	40.358	57.782	37.413	240.5	9:28:18.223	9	2:15.242	40.487	58.169	36.586	240.0	9:28:05.379
10	<b>2:14.118</b>	40.353	<b>57.495</b>	<b>36.270</b>	238.9	9:30:32.341	10	<b>2:14.608</b>	40.650	<b>57.479</b>	<b>36.479</b>	236.3	9:30:19.987

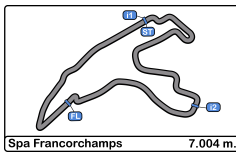
**19** Aldo Fiestante Dallara F312 **77** Guilherme Samaia Dallara F312  
Fortec Motorsport RP Motorsport

Lap D	Time	Sector 1	Sector 2	Sector 3	T. Spd	Elapsed	Lap D	Time	Sector 1	Sector 2	Sector 3	T. Spd	Elapsed
1	9:03:10.823	9:01:24.541	1:08.456	37.826	172.5	9:03:10.823	1	9:03:31.114	9:01:34.413	1:08.962	47.739	200.7	9:03:31.114
2	2:23.185	41.271	1:03.095	38.819	234.2	9:05:34.008	2	2:18.347	40.840	59.762	37.745	238.4	9:05:49.461
3	2:18.078	40.579	1:00.377	<b>37.122</b>	244.3	9:07:52.086	3	2:16.277	40.686	58.629	36.962	241.6	9:08:05.738
4	2:19.166	<b>40.372</b>	1:01.290	37.504	241.0	9:10:11.252	4	2:15.709	40.477	58.664	36.568	241.0	9:10:21.447
5	2:20.382	40.501	59.893	39.988	241.0	9:12:31.634	5	2:14.834	40.271	58.260	<b>36.303</b>	241.6	9:12:36.281
6	2:30.225 P	41.121	1:00.907	48.197	239.4	9:15:01.859	6	2:14.937	40.205	58.155	36.577	242.6	9:14:51.218
7	7:58.228	6:17.076	1:03.368	37.784	225.0	9:23:00.087	7	2:30.121 P	41.558	1:02.115	46.448	234.2	9:17:21.339
8	2:18.561	41.398	59.893	37.270	229.7	9:25:18.648	8	6:01.711	4:22.390	1:02.705	36.616	220.8	9:23:23.050
9	2:18.159	41.321	59.546	37.292	230.2	9:27:36.807	9	2:38.430	40.314	58.890	59.226	241.6	9:26:01.480
10	2:17.488	41.265	<b>58.981</b>	37.242	230.7	9:29:54.295	10	2:15.266	40.397	58.384	36.485	240.0	9:28:16.746
11	<b>2:17.455</b>	41.170	59.028	37.257	231.7	9:32:11.750	11	<b>2:14.358</b>	<b>40.154</b>	<b>57.849</b>	36.355	240.5	9:30:31.104

**21** Calan Williams Dallara F312  
Fortec Motorsport

Lap D	Time	Sector 1	Sector 2	Sector 3	T. Spd	Elapsed
1	9:03:13.870	9:01:24.733	1:08.858	40.279	170.6	9:03:13.870
2	2:21.709	41.037	1:01.822	38.850	238.4	9:05:35.579
3	2:16.891	40.365	59.685	36.841	242.1	9:07:52.470
4	2:18.303	<b>40.206</b>	1:01.314	36.783	233.2	9:10:10.773
5	2:14.897	40.267	58.452	<b>36.178</b>	241.6	9:12:25.670
6	2:26.893 P	40.379	58.985	47.529	238.4	9:14:52.563
7	8:25.939	6:46.898	1:02.015	37.026	219.9	9:23:18.502
8	2:35.203	40.443	59.685	55.075	243.2	9:25:53.705
9	2:15.244	40.422	58.140	36.682	236.8	9:28:08.949
10	<b>2:14.806</b>	40.332	<b>57.835</b>	36.639	240.0	9:30:23.755



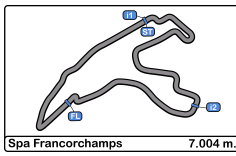


**Spa Francorchamps**  
**Euroformula Open**  
**Qualifying - 2**  
**Best Sectors Results**



Sector - 1				Sector - 2			Sector - 3			Ideal Lap vs Best Lap					
Clas	Nº	Driver	Time	Nº	Driver	Time	Nº	Driver	Time	Clas	Nº	Driver	Ideal Lap	Best Lap	Clas
1	4	Felipe Drugovich	40.015	4	Felipe Drugovich	57.237	4	Felipe Drugovich	35.937	1	4	Felipe Drugovich	2:13.189	2:13.189	1
2	1	Leonard Hoogenboom	40.042	7	Jannes Fittje	57.271	11	Alex Karkosik	36.131	2	11	Alex Karkosik	2:13.635	2:13.752	2
3	34	Matheus Iorio	40.093	11	Alex Karkosik	57.290	21	Calan Williams	36.178	3	28	Cameron Das	2:13.876	2:14.839	10
4	28	Cameron Das	40.148	28	Cameron Das	57.320	18	Marcos Siebert	36.270	4	10	Bent Viscaal	2:13.968	2:14.103	3
5	77	Guilherme Samaia	40.154	10	Bent Viscaal	57.385	77	Guilherme Samaia	36.303	5	34	Matheus Iorio	2:14.051	2:14.608	8
6	10	Bent Viscaal	40.202	3	Michael Benyahia	57.471	10	Bent Viscaal	36.381	6	18	Marcos Siebert	2:14.053	2:14.118	4
7	21	Calan Williams	40.206	8	Lukas Dunner	57.478	8	Lukas Dunner	36.395	7	8	Lukas Dunner	2:14.144	2:14.246	5
8	11	Alex Karkosik	40.214	34	Matheus Iorio	57.479	28	Cameron Das	36.408	8	21	Calan Williams	2:14.219	2:14.806	9
9	3	Michael Benyahia	40.243	18	Marcos Siebert	57.495	34	Matheus Iorio	36.479	9	77	Guilherme Samaia	2:14.306	2:14.358	6
10	8	Lukas Dunner	40.271	12	Christian Hahn	57.685	1	Leonard Hoogenboom	36.510	10	7	Jannes Fittje	2:14.327	2:14.478	7
11	18	Marcos Siebert	40.288	21	Calan Williams	57.835	7	Jannes Fittje	36.545	11	3	Michael Benyahia	2:14.399	2:14.982	11
12	19	Aldo Festante	40.372	77	Guilherme Samaia	57.849	12	Christian Hahn	36.614	12	1	Leonard Hoogenboom	2:14.832	2:15.186	13
13	7	Jannes Fittje	40.511	1	Leonard Hoogenboom	58.280	15	Yves Baltas	36.615	13	12	Christian Hahn	2:14.847	2:15.026	12
14	12	Christian Hahn	40.548	19	Aldo Festante	58.981	3	Michael Benyahia	36.685	14	15	Yves Baltas	2:16.223	2:16.223	14
15	15	Yves Baltas	40.621	15	Yves Baltas	58.987	19	Aldo Festante	37.122	15	19	Aldo Festante	2:16.475	2:17.455	15



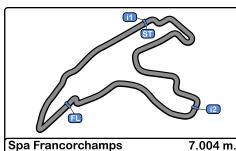


Spa Francorchamps  
Euroformula Open  
Qualifying - 2  
Best 5 Lap Times



Cls	Nº	Entrant	Nat	Driver	Nat	Cat	Cls	Chassis	Team	Best 1		Best 2		Best 3		Best 4		Best 5	
										Time	Lap	Time	Lap	Time	Lap	Time	Lap	Time	Lap
1	4	RP Motorsport	ITA	Felipe Drugovich	BRA			Dallara F312	RP Motorsport	<b>2:13.189</b>	10	2:15.409	5	2:16.225	4	2:16.605	3	2:19.011	9
2	11	Campos Racing	ESP	Alex Karkosik	POL			Dallara F312	Campos Racing	<b>2:13.752</b>	10	2:15.268	5	2:17.436	3	2:19.272	2	2:27.694	4
3	10	RACE	ESP	Bent Viscaal	NLD	R	1	Dallara F312	Teo Martin Motorsport	<b>2:14.103</b>	10	2:15.085	5	2:15.741	4	2:19.193	9	2:28.676	6
4	18	Campos Racing	ESP	Marcos Siebert	ARG			Dallara F312	Campos Racing	<b>2:14.118</b>	10	2:15.553	9	2:15.910	4	2:16.647	5	2:18.365	3
5	8	Drivex School	ESP	Lukas Dunner	AUT	R	2	Dallara F312	Drivex School	<b>2:14.246</b>	9	2:14.855	8	2:15.722	4	2:16.829	3	2:18.214	2
6	77	RP Motorsport	ITA	Guilherme Samaia	BRA			Dallara F312	RP Motorsport	<b>2:14.358</b>	11	2:14.834	5	2:14.937	6	2:15.266	10	2:15.709	4
7	7	Drivex School	ESP	Jannes Fittje	DEU			Dallara F312	Drivex School	<b>2:14.478</b>	9	2:16.747	4	2:17.431	3	2:18.836	8	2:20.540	2
8	34	Carlin Motorsport	GBR	Matheus Iorio	BRA			Dallara F312	Carlin Motorsport	<b>2:14.608</b>	10	2:15.242	9	2:15.459	5	2:15.896	4	2:16.978	3
9	21	Fortec Motorsport	GBR	Calan Williams	AUS			Dallara F312	Fortec Motorsport	<b>2:14.806</b>	10	2:14.897	5	2:15.244	9	2:16.891	3	2:18.303	4
10	28	Carlin Motorsport	GBR	Cameron Das	USA			Dallara F312	Carlin Motorsport	<b>2:14.839</b>	9	2:15.219	5	2:15.742	10	2:16.291	3	2:16.497	4
11	3	RP Motorsport	ITA	Michael Benyahia	MAR	R	3	Dallara F312	RP Motorsport	<b>2:14.982</b>	11	2:15.207	10	2:15.404	9	2:16.097	8	2:16.635	5
12	12	Drivex School	ESP	Christian Hahn	BRA			Dallara F312	Drivex School	<b>2:15.026</b>	10	2:15.420	9	2:15.975	4	2:16.109	5	2:16.744	3
13	1	RP Motorsport	ITA	Leonard Hoogenboom	NLD	R	4	Dallara F312	RP Motorsport	<b>2:15.186</b>	5	2:15.324	10	2:16.355	4	2:16.997	3	2:20.227	2
14	15	Campos Racing	ESP	Yves Baltas	USA	R	5	Dallara F312	Campos Racing	<b>2:16.223</b>	10	2:17.515	5	2:19.147	3	2:21.536	2	2:23.103	4
15	19	Fortec Motorsport	GBR	Aldo Festante	ITA	R	6	Dallara F312	Fortec Motorsport	<b>2:17.455</b>	11	2:17.488	10	2:18.078	3	2:18.159	9	2:18.561	8



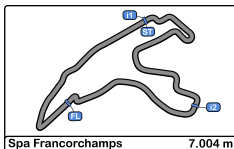


Spa Francorchamps  
Euroformula Open  
Qualifying - 2  
Best 5 Top Speeds



Cls	Nº	Entrant	Nat	Driver	Nat	Cat	Cls	Chassis	Team	Top 1		Top 2		Top 3		Top 4		Top 5		Avg
										Km/h	Lap	Km/h	Lap	Km/h	Lap	Km/h	Lap	Km/h	Lap	
1	28	Carlin Motorsport	GBR	Cameron Das	USA			Dallara F312	Carlin Motorsport	245.4	4	244.3	10	242.6	5	242.6	9	242.1	3	243.4
2	19	Fortec Motorsport	GBR	Aldo Festante	ITA	R	1	Dallara F312	Fortec Motorsport	244.3	3	241.0	4	241.0	5	239.4	6	234.2	2	240.0
3	1	RP Motorsport	ITA	Leonard Hoogenboom	NLD	R	2	Dallara F312	RP Motorsport	243.7	3	243.7	5	243.2	4	243.2	6	242.1	10	243.2
4	3	RP Motorsport	ITA	Michael Benyahia	MAR	R	3	Dallara F312	RP Motorsport	243.7	2	239.4	8	238.4	4	238.4	6	237.3	3	239.4
5	4	RP Motorsport	ITA	Felipe Drugovich	BRA			Dallara F312	RP Motorsport	243.2	8	243.2	10	241.6	2	240.5	3	234.2	5	240.5
6	12	Drivex School	ESP	Christian Hahn	BRA			Dallara F312	Drivex School	243.2	6	239.4	8	238.9	10	237.8	2	237.8	9	239.4
7	21	Fortec Motorsport	GBR	Calan Williams	AUS			Dallara F312	Fortec Motorsport	243.2	8	242.1	3	241.6	5	240.0	10	238.4	2	241.0
8	34	Carlin Motorsport	GBR	Matheus Iorio	BRA			Dallara F312	Carlin Motorsport	243.2	5	242.6	4	241.6	3	240.0	9	239.4	2	241.4
9	8	Drivex School	ESP	Lukas Dunner	AUT	R	4	Dallara F312	Drivex School	242.6	4	242.6	5	241.0	7	240.0	3	240.0	9	241.2
10	77	RP Motorsport	ITA	Guilherme Samaia	BRA			Dallara F312	RP Motorsport	242.6	6	241.6	3	241.6	5	241.6	9	241.0	4	241.7
11	7	Drivex School	ESP	Jannes Fittje	DEU			Dallara F312	Drivex School	241.6	3	241.0	4	241.0	5	240.0	2	237.8	7	240.3
12	18	Campos Racing	ESP	Marcos Siebert	ARG			Dallara F312	Campos Racing	241.6	4	241.6	5	240.5	9	239.4	6	238.9	10	240.4
13	10	RACE	ESP	Bent Viscaal	NLD	R	5	Dallara F312	Teo Martin Motorsport	240.5	5	240.5	10	237.8	3	237.8	4	234.2	8	238.2
14	11	Campos Racing	ESP	Alex Karkosik	POL			Dallara F312	Campos Racing	240.5	5	238.4	6	238.4	10	237.8	8	237.3	2	238.5
15	15	Campos Racing	ESP	Yves Baltas	USA	R	6	Dallara F312	Campos Racing	240.5	10	240.0	5	238.9	6	237.8	8	235.8	4	238.6





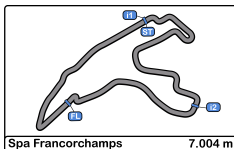
Spa Francorchamps  
Euroformula Open  
Qualifying - 2  
Fastest Laps Sequence



Lap	Time of Day	Session Time	Nº	Entrant	Nat	Driver	Nat	Cat	Chassis	Team	Time	Km/h
2	9:05:29.406	5:29.406	11	Campos Racing	ESP	Alex Karkosik	POL		Dallara F312	Campos Racing	2:19.272	181.0
2	9:05:36.741	5:36.741	28	Carlin Motorsport	GBR	Cameron Das	USA		Dallara F312	Carlin Motorsport	2:17.489	183.3
3	9:07:46.842	7:46.842	11	Campos Racing	ESP	Alex Karkosik	POL		Dallara F312	Campos Racing	2:17.436	183.4
3	9:07:47.655	7:47.655	4	RP Motorsport	ITA	Felipe Drugovich	BRA		Dallara F312	RP Motorsport	2:16.605	184.5
3	9:07:53.032	7:53.032	28	Carlin Motorsport	GBR	Cameron Das	USA		Dallara F312	Carlin Motorsport	2:16.291	185.0
3	9:08:05.738	8:05.738	77	RP Motorsport	ITA	Guilherme Samaia	BRA		Dallara F312	RP Motorsport	2:16.277	185.0
4	9:10:03.880	10:03.880	4	RP Motorsport	ITA	Felipe Drugovich	BRA		Dallara F312	RP Motorsport	2:16.225	185.0
4	9:10:05.805	10:05.805	10	RACE	ESP	Bent Viscaal	NLD	R	Dallara F312	Teo Martin Motorsport	2:15.741	185.7
4	9:10:19.323	10:19.323	8	Drivex School	ESP	Lukas Dunner	AUT	R	Dallara F312	Drivex School	2:15.722	185.7
4	9:10:21.447	10:21.447	77	RP Motorsport	ITA	Guilherme Samaia	BRA		Dallara F312	RP Motorsport	2:15.709	185.7
5	9:12:19.289	12:19.289	4	RP Motorsport	ITA	Felipe Drugovich	BRA		Dallara F312	RP Motorsport	2:15.409	186.2
5	9:12:20.890	12:20.890	10	RACE	ESP	Bent Viscaal	NLD	R	Dallara F312	Teo Martin Motorsport	2:15.085	186.6
5	9:12:25.670	12:25.670	21	Fortec Motorsport	GBR	Calan Williams	AUS		Dallara F312	Fortec Motorsport	2:14.897	186.9
5	9:12:36.281	12:36.281	77	RP Motorsport	ITA	Guilherme Samaia	BRA		Dallara F312	RP Motorsport	2:14.834	187.0
10	9:30:19.987	30:19.987	34	Carlin Motorsport	GBR	Matheus Iorio	BRA		Dallara F312	Carlin Motorsport	2:14.608	187.3
9	9:30:21.717	30:21.717	7	Drivex School	ESP	Jannes Fittje	DEU		Dallara F312	Drivex School	2:14.478	187.4
9	9:30:24.676	30:24.676	8	Drivex School	ESP	Lukas Dunner	AUT	R	Dallara F312	Drivex School	2:14.246	187.8
10	9:30:25.178	30:25.178	4	RP Motorsport	ITA	Felipe Drugovich	BRA		Dallara F312	RP Motorsport	2:13.189	189.3





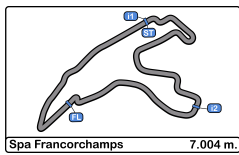


Spa Francorchamps  
Euroformula Open  
Qualifying - 2  
Event Best Maximum Speed



Nº	Entrant	Nat	Driver	Nat	Cat	Clas	Chassis	Team	Km/h	Session
3	RP Motorsport	ITA	Michael Benyahia	MAR	R	1	Dallara F312	RP Motorsport	250.5	Race - 1
34	Carlin Motorsport	GBR	Matheus Iorio	BRA			Dallara F312	Carlin Motorsport	248.8	Free Practice - 2
1	RP Motorsport	ITA	Leonard Hoogenboom	NLD	R	2	Dallara F312	RP Motorsport	248.8	Race - 1
4	RP Motorsport	ITA	Felipe Drugovich	BRA			Dallara F312	RP Motorsport	248.8	Race - 1
18	Campos Racing	ESP	Marcos Siebert	ARG			Dallara F312	Campos Racing	248.8	Race - 1
21	Fortec Motorsport	GBR	Calan Williams	AUS			Dallara F312	Fortec Motorsport	248.2	Race - 1
77	RP Motorsport	ITA	Guilherme Samaia	BRA			Dallara F312	RP Motorsport	247.7	Race - 1
28	Carlin Motorsport	GBR	Cameron Das	USA			Dallara F312	Carlin Motorsport	246.5	Free Practice - 3
12	Drivex School	ESP	Christian Hahn	BRA			Dallara F312	Drivex School	246.0	Free Practice - 2
8	Drivex School	ESP	Lukas Dunner	AUT	R	3	Dallara F312	Drivex School	246.0	Free Practice - 2
19	Fortec Motorsport	GBR	Aldo Festante	ITA	R	4	Dallara F312	Fortec Motorsport	246.0	Race - 1
10	RACE	ESP	Bent Viscaal	NLD	R	5	Dallara F312	Teo Martin Motorsport	246.0	Race - 1
7	Drivex School	ESP	Jannes Fittje	DEU			Dallara F312	Drivex School	244.8	Qualifying - 1
15	Campos Racing	ESP	Yves Baltas	USA	R	6	Dallara F312	Campos Racing	244.8	Race - 1
11	Campos Racing	ESP	Alex Karkosik	POL			Dallara F312	Campos Racing	243.7	Qualifying - 1





**Spa Francorchamps**  
Euroformula Open  
Qualifying - 2  
Pit Stop Analysis



**1** Leonard Hoogenboom R RP Motorsport  
Dallara F312

Nr.	In Day Time	In Time	Out Time	Pit Time	T. Pit Time	Handicap	Penalty
1	9:14:41.900	9:14:41.900	9:21:02.456	6:20.556	6:20.556		

**3** Michael Benyahia R RP Motorsport  
Dallara F312

Nr.	In Day Time	In Time	Out Time	Pit Time	T. Pit Time	Handicap	Penalty
1	9:14:45.353	9:14:45.353	9:20:57.040	6:11.687	6:11.687		

**4** Felipe Drugovich RP Motorsport  
Dallara F312

Nr.	In Day Time	In Time	Out Time	Pit Time	T. Pit Time	Handicap	Penalty
1	9:14:44.255	9:14:44.255	9:20:56.056	6:11.801	6:11.801		

**7** Jannes Fittje Drivex School  
Dallara F312

Nr.	In Day Time	In Time	Out Time	Pit Time	T. Pit Time	Handicap	Penalty
1	9:12:28.380	9:12:28.380	9:20:58.664	8:30.284	8:30.284		

**8** Lukas Dunner R Drivex School  
Dallara F312

Nr.	In Day Time	In Time	Out Time	Pit Time	T. Pit Time	Handicap	Penalty
1	9:12:37.005	9:12:37.005	9:20:57.301	8:20.296	8:20.296		

**10** Bent Viscaal R RACE  
Dallara F312

Nr.	In Day Time	In Time	Out Time	Pit Time	T. Pit Time	Handicap	Penalty
1	9:14:43.354	9:14:43.354	9:20:54.903	6:11.549	6:11.549		

**11** Alex Karkosik Campos Racing  
Dallara F312

Nr.	In Day Time	In Time	Out Time	Pit Time	T. Pit Time	Handicap	Penalty
1	9:14:50.772	9:14:50.772	9:20:37.828	5:47.056	5:47.056		
2	9:25:46.631	9:25:46.631	9:26:16.249	29.618	6:16.674		

**12** Christian Hahn Drivex School  
Dallara F312

Nr.	In Day Time	In Time	Out Time	Pit Time	T. Pit Time	Handicap	Penalty
1	9:14:53.324	9:14:53.324	9:20:45.921	5:52.597	5:52.597		

**15** Yves Baltas R Campos Racing  
Dallara F312

Nr.	In Day Time	In Time	Out Time	Pit Time	T. Pit Time	Handicap	Penalty
1	9:14:51.410	9:14:51.410	9:20:41.315	5:49.905	5:49.905		
2	9:25:37.493	9:25:37.493	9:26:01.387	23.894	6:13.799		

**18** Marcos Siebert Campos Racing  
Dallara F312

Nr.	In Day Time	In Time	Out Time	Pit Time	T. Pit Time	Handicap	Penalty
1	9:03:07.564	9:03:07.564	9:03:31.623	24.059	24.059		
2	9:14:59.573	9:14:59.573	9:21:05.821	6:06.248	6:30.307		

**19** Aldo Festante R Fortec Motorsport  
Dallara F312

Nr.	In Day Time	In Time	Out Time	Pit Time	T. Pit Time	Handicap	Penalty
1	9:14:55.509	9:14:55.509	9:20:39.669	5:44.160	5:44.160		

**21** Calan Williams Fortec Motorsport  
Dallara F312

Nr.	In Day Time	In Time	Out Time	Pit Time	T. Pit Time	Handicap	Penalty
1	9:14:46.945	9:14:46.945	9:21:00.640	6:13.695	6:13.695		

**28** Cameron Das Carlin Motorsport  
Dallara F312

Nr.	In Day Time	In Time	Out Time	Pit Time	T. Pit Time	Handicap	Penalty
1	9:14:49.057	9:14:49.057	9:20:52.589	6:03.532	6:03.532		
2	9:23:09.165	9:23:09.165	9:23:33.125	23.960	6:27.492		

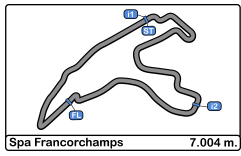
**34** Matheus Iorio Carlin Motorsport  
Dallara F312

Nr.	In Day Time	In Time	Out Time	Pit Time	T. Pit Time	Handicap	Penalty
1	9:03:08.841	9:03:08.841	9:03:32.768	23.927	23.927		
2	9:14:56.985	9:14:56.985	9:20:27.293	5:30.308	5:54.235		
3	9:22:48.832	9:22:48.832	9:23:16.121	27.289	6:21.524		

**77** Guilherme Samaia RP Motorsport  
Dallara F312

Nr.	In Day Time	In Time	Out Time	Pit Time	T. Pit Time	Handicap	Penalty
1	9:17:15.418	9:17:15.418	9:21:04.058	3:48.640	3:48.640		

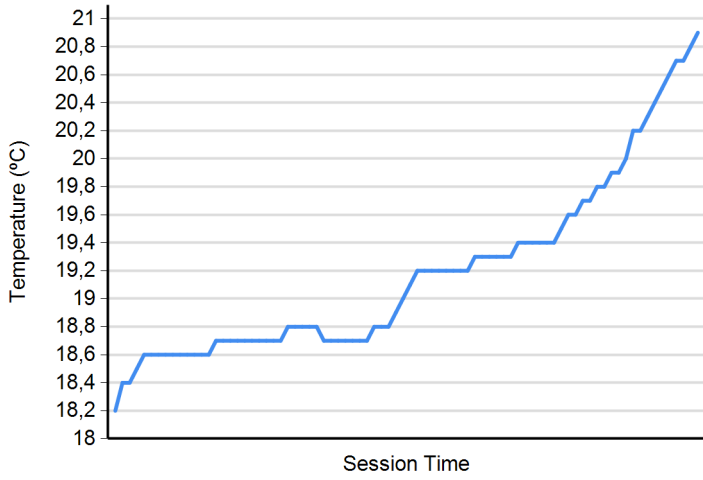




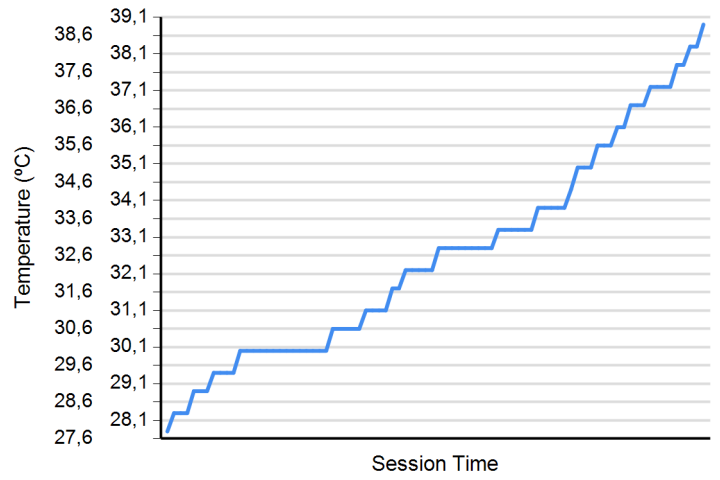
**Spa Francorchamps**  
**Euroformula Open**  
**Qualifying - 2**  
**Weather Report**



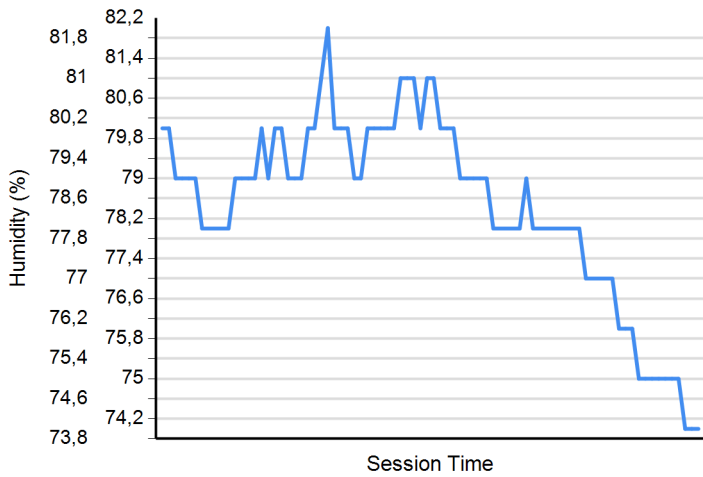
**Air Temperature**



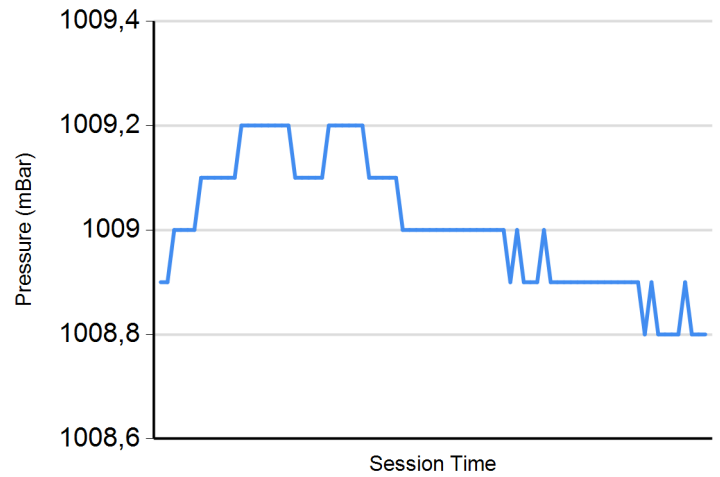
**Track Temperature**



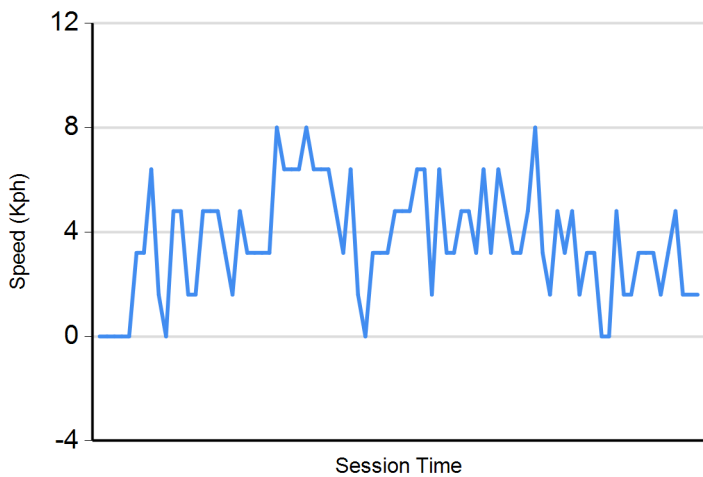
**Humidity**



**Pressure**



**Wind Speed**



**Wind direction**

North = 0°/360° Est = 90° South = 180° West = 270°

