

Paul Ricard
Euroformula Open
Free Practice - 2
Provisional Results



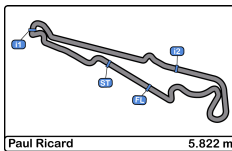
Clas	Nº	Entrant	Nat	Driver	Nat	Cat	Clas	Chassis - Engine	Team	Laps	Best	Time	Gap	Interval	Km/h
1	77	Teo Martin	ESP	Guilherme Samaia	BRA			Dallara F317 HWA	Teo Martin	8	7	1:56.574			179.7
2	30	Team Motopark	DEU	Liam Lawson	NZL	R	1	Dallara F317 Spiess	Team Motopark	13	11	1:57.019	0.445	0.445	179.1
3	8	Teo Martin	ESP	Lukas Dunner	AUT			Dallara F317 HWA	Teo Martin	7	6	1:57.056	0.482	0.037	179.0
4	14	Team Motopark	DEU	Yuki Tsunoda	JPN	R	2	Dallara F317 Spiess	Team Motopark	12	11	1:57.078	0.504	0.022	179.0
5	20	Fortec Motorsport	GBR	Cameron Das	USA			Dallara F317 HWA	Fortec Motorsport	9	7	1:57.239	0.665	0.161	178.7
6	26	Double R	GBR	Linus Lundqvist	SWE	R	3	Dallara F317 HWA	Double R	12	11	1:57.444	0.870	0.205	178.4
7	33	Team Motopark	DEU	Marino Sato	JPN			Dallara F317 Spiess	Team Motopark	6	5	1:57.647	1.073	0.203	178.1
8	51	Teo Martin	ESP	Aldo Festante	ITA			Dallara F317 HWA	Teo Martin	10	8	1:57.834	1.260	0.187	177.8
9	7	Double R	GBR	Jack Doohan	AUS	R	4	Dallara F317 HWA	Double R	13	12	1:57.884	1.310	0.050	177.7
10	21	Fortec Motorsport	GBR	Calan Williams	AUS			Dallara F317 HWA	Fortec Motorsport	9	9	1:57.972	1.398	0.088	177.6
11	18	Team Motopark	DEU	Julian Hanses	DEU			Dallara F317 Spiess	Team Motopark	12	11	1:58.042	1.468	0.070	177.5
12	11	Carlin Motorsport	GBR	Teppei Natori	JPN	R	5	Dallara F317 Spiess	Carlin Motorsport	13	13	1:58.250	1.676	0.208	177.2
13	12	Carlin Motorsport	GBR	Christian Hahn	BRA			Dallara F317 Spiess	Carlin Motorsport	12	11	1:58.303	1.729	0.053	177.1
14	2	RP Motorsport	ITA	Artem Petrov	RUS			Dallara F317 Piedrafita	RP Motorsport	14	13	1:58.667	2.093	0.364	176.6
15	1	RP Motorsport	ITA	Javier Gonzalez	MEX	R	6	Dallara F317 Piedrafita	RP Motorsport	11	9	1:58.762	2.188	0.095	176.4
16	63	Carlin Motorsport	GBR	Nicolai Kjaergaard	DNK	R	7	Dallara F317 Spiess	Carlin Motorsport	13	13	1:59.254	2.680	0.492	175.7
17	3	RP Motorsport	ITA	Pierre Louis Chovet	FRA	R	8	Dallara F317 Piedrafita	RP Motorsport	13	12	1:59.316	2.742	0.062	175.6
18	66	Drivex School	ESP	Petru Florescu	ROU			Dallara F317 Piedrafita	Drivex School	8	5	2:00.269	3.695	0.953	174.2
19	31	Carlin Motorsport	GBR	Billy Monger	GBR	R	9	Dallara F317 Spiess	Carlin Motorsport	8	8	2:00.563	3.989	0.294	173.8
20	99	Drivex School	ESP	Rui Andrade	AGO	R	10	Dallara F317 Piedrafita	Drivex School	14	12	2:01.425	4.851	0.862	172.6
21	5	Tsimpris Motorsport	GRC	Dimitrios Tsimpris	GRC	R	11	Dallara F317 Piedrafita	Tsimpris Motorsport	7	6	2:04.999	8.425	3.574	167.6

Published at:.....

Track Temp: 33.0 °C Air Temp: 16.7 °C Humidity: 42 % Track Status: DRY

Stewards:	Race Director:	Timekeeper:
-----------	----------------	-----------------





Paul Ricard
Euroformula Open
Free Practice - 2
Provisional Results by Class



Clas	Nº	Entrant	Nat	Driver	Nat	Cat	Clas	Chassis - Engine	Team	Laps	Best	Time	Gap	Interval	Km/h
1	77	Teo Martin	ESP	Guilherme Samaia	BRA			Dallara F317 HWA	Teo Martin	8	7	1:56.574			179.7
2	8	Teo Martin	ESP	Lukas Dunner	AUT			Dallara F317 HWA	Teo Martin	7	6	1:57.056	0.482	0.482	179.0
3	20	Fortec Motorsport	GBR	Cameron Das	USA			Dallara F317 HWA	Fortec Motorsport	9	7	1:57.239	0.665	0.183	178.7
4	33	Team Motopark	DEU	Marino Sato	JPN			Dallara F317 Spiess	Team Motopark	6	5	1:57.647	1.073	0.408	178.1
5	51	Teo Martin	ESP	Aldo Festante	ITA			Dallara F317 HWA	Teo Martin	10	8	1:57.834	1.260	0.187	177.8
6	21	Fortec Motorsport	GBR	Calan Williams	AUS			Dallara F317 HWA	Fortec Motorsport	9	9	1:57.972	1.398	0.138	177.6
7	18	Team Motopark	DEU	Julian Hanses	DEU			Dallara F317 Spiess	Team Motopark	12	11	1:58.042	1.468	0.070	177.5
8	12	Carlin Motorsport	GBR	Christian Hahn	BRA			Dallara F317 Spiess	Carlin Motorsport	12	11	1:58.303	1.729	0.261	177.1
9	2	RP Motorsport	ITA	Artem Petrov	RUS			Dallara F317 Piedrafita	RP Motorsport	14	13	1:58.667	2.093	0.364	176.6
10	66	Drivex School	ESP	Petru Florescu	ROU			Dallara F317 Piedrafita	Drivex School	8	5	2:00.269	3.695	1.602	174.2

Rookie

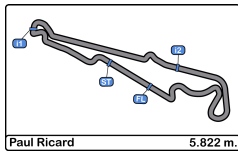
1	30	Team Motopark	DEU	Liam Lawson	NZL	R	1	Dallara F317 Spiess	Team Motopark	13	11	1:57.019			179.1
2	14	Team Motopark	DEU	Yuki Tsunoda	JPN	R	2	Dallara F317 Spiess	Team Motopark	12	11	1:57.078	0.059	0.059	179.0
3	26	Double R	GBR	Linus Lundqvist	SWE	R	3	Dallara F317 HWA	Double R	12	11	1:57.444	0.425	0.366	178.4
4	7	Double R	GBR	Jack Doohan	AUS	R	4	Dallara F317 HWA	Double R	13	12	1:57.884	0.865	0.440	177.7
5	11	Carlin Motorsport	GBR	Teppei Natori	JPN	R	5	Dallara F317 Spiess	Carlin Motorsport	13	13	1:58.250	1.231	0.366	177.2
6	1	RP Motorsport	ITA	Javier Gonzalez	MEX	R	6	Dallara F317 Piedrafita	RP Motorsport	11	9	1:58.762	1.743	0.512	176.4
7	63	Carlin Motorsport	GBR	Nicolai Kjaergaard	DNK	R	7	Dallara F317 Spiess	Carlin Motorsport	13	13	1:59.254	2.235	0.492	175.7
8	3	RP Motorsport	ITA	Pierre Louis Chovet	FRA	R	8	Dallara F317 Piedrafita	RP Motorsport	13	12	1:59.316	2.297	0.062	175.6
9	31	Carlin Motorsport	GBR	Billy Monger	GBR	R	9	Dallara F317 Spiess	Carlin Motorsport	8	8	2:00.563	3.544	1.247	173.8
10	99	Drivex School	ESP	Rui Andrade	AGO	R	10	Dallara F317 Piedrafita	Drivex School	14	12	2:01.425	4.406	0.862	172.6
11	5	Tsimpris Motorsport	GRC	Dimitrios Tsimpris	GRC	R	11	Dallara F317 Piedrafita	Tsimpris Motorsport	7	6	2:04.999	7.980	3.574	167.6

Published at:.....

Track Temp: 33.0 °C Air Temp: 16.7 °C Humidity: 42 % Track Status: DRY

Stewards:	Race Director:	Timekeeper:
-----------	----------------	-------------





Paul Ricard
Euroformula Open
Free Practice - 2
Lap Analysis



1	Javier Gonzalez	R	Dallara F317 Piedrafita RP Motorsport	5	Dimitrios Tsimpris	R	Dallara F317 Piedrafita Tsimpris Motorsport
----------	-----------------	---	---	----------	--------------------	---	---

Lap	D	Time	Sector 1	Sector 2	Sector 3	T. Spd	Elapsed	Lap	D	Time	Sector 1	Sector 2	Sector 3	T. Spd	Elapsed
1		13:18:06.478	13:16:28.347	42.531	55.600		13:18:06.478	1		13:19:14.564 P	13:17:15.499	46.089	1:12.976		13:19:14.564
2		2:08.820	36.761	38.494	53.565	198.5	13:20:15.298	2		3:28.103	1:56.544	39.005	52.554		13:22:42.667
3		2:01.490	33.598	37.308	50.584	218.6	13:22:16.788	3		2:08.132	35.678	40.028	52.426	204.5	13:24:50.799
4		2:08.062	33.214	40.012	54.836	219.5	13:24:24.850	4		2:05.635	35.643	38.274	51.718	206.1	13:26:56.434
5		2:00.302	33.376	36.897	50.029	218.6	13:26:25.152	5		2:05.521	35.183	38.437	51.901	205.3	13:29:01.955
6		2:00.044	33.001	37.021	50.022	219.5	13:28:25.196	6		2:04.999	35.160	38.277	51.562	210.5	13:31:06.954
7		2:04.649	32.848	37.171	54.630	220.4	13:30:29.845	7		2:18.417 P	34.830	38.089	1:05.498	209.7	13:33:25.371
8		1:59.307	32.841	36.688	49.778	222.6	13:32:29.152	7	Jack Doohan						
9		1:58.762	32.645	36.788	49.329	221.7	13:34:27.914								
10		1:59.300	32.711	37.034	49.555	219.9	13:36:27.214								
11		2:17.331 P	37.939	39.894	59.498	222.2	13:38:44.545								

2	Artem Petrov		Dallara F317 Piedrafita RP Motorsport	7	Jack Doohan	R	Dallara F317 HWA Double R
----------	--------------	--	---	----------	-------------	---	------------------------------

Lap	D	Time	Sector 1	Sector 2	Sector 3	T. Spd	Elapsed	Lap	D	Time	Sector 1	Sector 2	Sector 3	T. Spd	Elapsed
1		13:17:53.727	13:16:20.977	39.819	52.931		13:17:53.727	1		13:19:42.537	13:17:58.616	45.321	58.600		13:19:42.537
2		2:05.852	35.560	37.817	52.475	220.8	13:19:59.579	2		2:17.431	38.230	42.086	57.115	203.7	13:21:59.968
3		2:02.608	34.200	37.384	51.024	219.5	13:22:02.187	3		2:01.859	33.715	36.868	51.276	224.0	13:24:01.827
4		2:02.294	33.685	37.893	50.716	220.8	13:24:04.481	4		1:59.600	33.083	36.734	49.783	224.5	13:26:01.427
5		2:00.884	33.434	37.082	50.368	221.7	13:26:05.365	5		1:58.808	32.809	36.528	49.471	223.6	13:28:00.235
6		2:03.958	33.304	37.871	52.783	219.9	13:28:09.323	6		2:26.745	41.209	47.180	58.356	184.3	13:30:26.980
7		2:01.496	32.940	37.736	50.820	222.2	13:30:10.819	7		1:58.928	32.610	36.675	49.643	226.4	13:32:25.908
8		2:00.584	33.078	36.777	50.729	224.0	13:32:11.403	8		1:58.274	32.420	36.518	49.336	226.8	13:34:24.182
9		2:09.105 P	33.494	37.343	58.268	221.3	13:34:20.508	9		1:58.091	32.457	36.755	48.879	223.6	13:36:22.273
10		4:35.402	3:08.273	37.151	49.978		13:38:55.910	10		2:11.184 P	35.119	38.457	57.608	226.4	13:38:33.457
11		1:59.043	32.969	36.616	49.458	220.8	13:40:54.953	11		6:26.810	4:57.235	38.919	50.656		13:45:00.267
12		1:58.862	32.471	36.834	49.557	221.7	13:42:53.815	12		1:57.884	32.644	36.519	48.721	224.0	13:46:58.151
13		1:58.667	32.504	36.843	49.320	222.2	13:44:52.482	13		2:11.967 P	34.254	37.131	1:00.582	225.0	13:49:10.118
14		2:12.757 P	34.495	37.999	1:00.263	221.7	13:47:05.239								

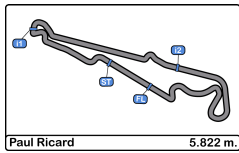
3	Pierre Louis Chovet	R	Dallara F317 Piedrafita RP Motorsport	8	Lukas Dunner		Dallara F317 HWA Teo Martin Motorsport
----------	---------------------	---	---	----------	--------------	--	---

Lap	D	Time	Sector 1	Sector 2	Sector 3	T. Spd	Elapsed	Lap	D	Time	Sector 1	Sector 2	Sector 3	T. Spd	Elapsed
1		13:18:01.219	13:16:21.968	43.649	55.602		13:18:01.219	1		13:32:53.398	13:31:21.095	39.783	52.520		13:32:53.398
2		2:05.132	35.032	38.099	52.001	219.5	13:20:06.351	2		2:03.521	34.897	38.060	50.564	216.4	13:34:56.919
3		2:01.479	33.831	37.060	50.588	221.3	13:22:07.830	3		2:05.325	34.381	37.254	53.690	222.2	13:37:02.244
4		2:10.117	33.700	37.309	59.108	220.8	13:24:17.947	4		1:57.853	32.665	36.423	48.765	224.5	13:39:00.097
5		2:00.542	33.616	36.731	50.195	221.7	13:26:18.489	5		1:57.530	32.418	36.456	48.656	225.9	13:40:57.627
6		2:11.382	33.684	36.870	1:00.828	221.7	13:28:29.871	6		1:57.056	32.128	36.433	48.495	225.9	13:42:54.683
7		2:00.575	33.389	36.885	50.301	223.1	13:30:30.446	7		2:19.387 P	38.089	38.082	1:03.216	227.3	13:45:14.070
8		2:08.616	38.161	40.003	50.452	230.2	13:32:39.062								
9		1:59.940	33.302	36.639	49.999	223.1	13:34:39.002								
10		1:59.363	33.339	36.495	49.529	221.7	13:36:38.365								
11		1:59.425	33.167	36.479	49.779	223.6	13:38:37.790								
12		1:59.316	33.149	36.505	49.662	221.7	13:40:37.106								
13		2:16.900 P	36.254	37.987	1:02.659	222.2	13:42:54.006								

11	Teppej Natori	R	Dallara F317 Spiess Carlin Motorsport
-----------	---------------	---	--

Lap	D	Time	Sector 1	Sector 2	Sector 3	T. Spd	Elapsed
1		13:17:29.952	13:15:52.077	41.596	56.279		13:17:29.952
2		2:11.196	37.711	39.800	53.685	198.5	13:19:41.148
3		2:09.591	35.469	39.933	54.189	218.6	13:21:50.739
4		2:01.673	33.670	37.108	50.895	219.0	13:23:52.412
5		2:01.172	33.688	37.297	50.187	219.5	13:25:53.584
6		2:08.990	33.386	37.589	58.015	219.9	13:28:02.574
7		2:20.545	35.268	51.381	53.896	220.8	13:30:23.119
8		1:59.592	33.178	36.554	49.860	220.4	13:32:22.711
9		2:53.832 P	33.027	36.894	1:43.911	222.2	13:35:16.543
10		2:24.564	52.678	38.760	53.126		13:37:41.107
11		2:01.785	33.079	36.037	52.669	219.9	13:39:42.892
12		1:58.622	32.954	36.251	49.417	221.3	13:41:41.514
13		1:58.250	32.611	36.308	49.331	222.2	13:43:39.764
14			32.645	36.305		221.3	





Paul Ricard
Euroformula Open
Free Practice - 2
Lap Analysis



12

Christian Hahn

Dallara F317 Spiess

20

Cameron Das

Dallara F317 HWA

Carlin Motorsport

Fortec Motorsport

Lap	D	Time	Sector 1	Sector 2	Sector 3	T. Spd	Elapsed	Lap	D	Time	Sector 1	Sector 2	Sector 3	T. Spd	Elapsed
1		13:17:53.182	13:16:17.552	40.552	55.078		13:17:53.182	1		13:27:18.106	13:25:35.188	43.144	59.774		13:27:18.106
2		5:24.582 P	37.211	40.317	4:07.054	216.4	13:23:17.764	2		2:14.935	39.331	39.968	55.636	195.2	13:29:33.041
3		2:27.469	54.138	39.662	53.669		13:25:45.233	3		2:08.396	37.555	37.275	53.566	225.0	13:31:41.437
4		2:12.453	36.680	42.918	52.855	213.0	13:27:57.686	4		1:58.550	32.611	36.237	49.702	227.3	13:33:39.987
5		2:01.050	33.503	37.580	49.967	221.3	13:29:58.736	5		1:58.433	32.671	36.397	49.365	226.8	13:35:38.420
6		1:58.439	33.051	35.686	49.702	222.6	13:31:57.175	6		1:57.741	32.725	36.133	48.883	225.0	13:37:36.161
7		1:58.933	32.958	36.628	49.347	222.6	13:33:56.108	7		1:57.239	32.359	36.084	48.796	227.3	13:39:33.400
8		1:58.518	32.804	36.599	49.115	219.9	13:35:54.626	8		1:57.719	32.285	36.369	49.065	228.3	13:41:31.119
9		2:06.407	33.080	37.916	55.411	223.1	13:38:01.033	9		1:57.337	32.232	36.144	48.961	227.8	13:43:28.456
10		1:58.520	32.782	36.553	49.185	220.8	13:39:59.553	10			32.288	36.158		228.3	
11		1:58.303	32.669	36.516	49.118	222.2	13:41:57.856	21							
12		2:00.156	33.351	37.071	49.734	225.4	13:43:58.012								
13			32.647	37.107		220.4									

14

Yuki Tsunoda

R

Dallara F317 Spiess

21

Calan Williams

Dallara F317 HWA

Team Motopark

Fortec Motorsport

Lap	D	Time	Sector 1	Sector 2	Sector 3	T. Spd	Elapsed	Lap	D	Time	Sector 1	Sector 2	Sector 3	T. Spd	Elapsed
1		13:20:31.834 P	13:18:38.338	45.685	1:07.811		13:20:31.834	1		13:27:19.727	13:25:37.539	42.280	59.908		13:27:19.727
2		6:00.855	4:27.915	39.569	53.371		13:26:32.689	2		2:14.604	40.480	38.926	55.198	200.0	13:29:34.331
3		2:06.040	35.528	37.334	53.178	214.2	13:28:38.729	3		2:01.011	34.176	36.745	50.090	227.3	13:31:35.342
4		1:58.918	33.120	36.479	49.319	223.1	13:30:37.647	4		1:58.924	32.843	36.489	49.592	225.9	13:33:34.266
5		2:14.564	32.772	38.527	1:03.265	224.0	13:32:52.211	5		1:58.828	32.898	36.586	49.344	225.4	13:35:33.094
6		1:58.064	32.812	36.368	48.884	220.8	13:34:50.275	6		1:59.540	33.094	36.713	49.733	225.4	13:37:32.634
7		2:03.590	32.708	37.516	53.366	221.7	13:36:53.865	7		1:58.171	32.899	36.235	49.037	225.4	13:39:30.805
8		1:57.275	32.462	36.243	48.570	223.6	13:38:51.140	8		1:58.036	32.617	36.242	49.177	225.9	13:41:28.841
9		2:16.023	32.473	38.906	1:04.644	222.2	13:41:07.163	9		1:57.972	32.603	36.162	49.207	225.4	13:43:26.813
10		2:01.025	32.394	36.792	51.839	221.3	13:43:08.188	10			32.723	36.157		225.9	
11		1:57.078	32.306	36.403	48.369	222.6	13:45:05.266	26							
12		2:26.643 P	38.052	41.129	1:07.462	224.0	13:47:31.909								

18

Julian Hanses

Dallara F317 Spiess

26

Linus Lundqvist

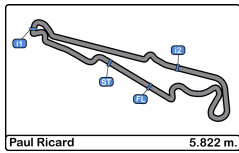
Dallara F317 HWA

Team Motopark

Double R

Lap	D	Time	Sector 1	Sector 2	Sector 3	T. Spd	Elapsed	Lap	D	Time	Sector 1	Sector 2	Sector 3	T. Spd	Elapsed
1		13:18:32.616 P	13:16:42.645	43.590	1:06.381		13:18:32.616	1		13:19:37.761	13:17:54.168	46.196	57.397		13:19:37.761
2		5:37.623	3:59.442	42.809	55.372		13:24:10.239	2		2:15.415	37.073	39.950	58.392	221.7	13:21:53.176
3		2:01.221	33.849	37.143	50.229	223.1	13:26:11.460	3		2:03.182	33.885	38.075	51.222	225.4	13:23:56.358
4		2:00.504	33.459	37.110	49.935	219.5	13:28:11.964	4		1:59.910	33.308	36.890	49.712	225.9	13:25:56.268
5		2:11.420 P	33.023	36.639	1:01.758	222.2	13:30:23.384	5		2:08.708	32.988	40.094	55.626	225.4	13:28:04.976
6		4:56.520	3:25.112	38.818	52.590		13:35:19.904	6		2:10.722	34.203	40.052	56.467	227.3	13:30:15.698
7		1:59.152	32.981	36.520	49.651	219.9	13:37:19.056	7		2:01.303	32.921	37.050	51.332	227.8	13:32:17.001
8		1:58.302	32.730	36.487	49.085	221.7	13:39:17.358	8		1:58.275	32.527	36.336	49.412	227.3	13:34:15.276
9		1:58.238	32.664	36.447	49.127	220.4	13:41:15.596	9		2:06.046 P	32.825	36.473	56.748	225.4	13:36:21.322
10		2:02.521	32.527	36.740	53.254	222.2	13:43:18.117	10		6:23.621	4:57.806	36.928	48.887		13:42:44.943
11		1:58.042	32.699	36.391	48.952	221.3	13:45:16.159	11		1:57.444	32.544	36.354	48.546	226.8	13:44:42.387
12		2:18.234 P	34.024	37.758	1:06.452	220.8	13:47:34.393	12		2:10.663 P	32.712	37.955	59.996	226.4	13:46:53.050





Paul Ricard
Euroformula Open
Free Practice - 2
Lap Analysis



30

Liam Lawson

R

Dallara F317 Spiess

63

Nicolai Kjaergaard

R

Dallara F317 Spiess

Team Motopark

Carlin Motorsport

Lap	D	Time	Sector 1	Sector 2	Sector 3	T. Spd	Elapsed	Lap	D	Time	Sector 1	Sector 2	Sector 3	T. Spd	Elapsed
1		13:19:28.944	13:17:47.893	43.378	57.673		13:19:28.944	1		13:17:31.652	13:15:53.645	40.882	57.125		13:17:31.652
2		2:19.243	38.269	43.610	57.364	200.7	13:21:48.187	2		2:11.263	36.659	39.888	54.716	201.1	13:19:42.915
3		2:21.372	42.076	41.385	57.911	146.5	13:24:09.559	3		2:04.572	34.389	37.539	52.644	222.2	13:21:47.487
4		1:59.142	33.169	36.664	49.309	222.2	13:26:08.701	4		2:01.926	34.223	37.161	50.542	218.6	13:23:49.413
5		1:58.244	32.741	36.601	48.902	226.4	13:28:06.945	5		2:01.278	33.750	37.070	50.458	219.5	13:25:50.691
6		2:02.392	33.721	37.566	51.105	224.0	13:30:09.337	6		2:00.940	33.767	37.113	50.060	217.7	13:27:51.631
7		1:57.589	32.256	36.469	48.864	225.9	13:32:06.926	7		1:59.827	33.306	36.885	49.636	220.8	13:29:51.458
8		1:57.374	32.163	36.341	48.870	226.4	13:34:04.300	8		1:59.628	32.941	36.738	49.949	222.2	13:31:51.086
9		2:07.808	32.349	41.182	54.277	223.1	13:36:12.108	9		2:10.555	36.358	41.345	52.852	222.2	13:34:01.641
10		1:57.365	32.328	36.425	48.612	223.1	13:38:09.473	10		2:00.689	33.301	37.488	49.900	219.5	13:36:02.330
11		1:57.019	32.313	36.334	48.372	224.0	13:40:06.492	11		1:59.686	33.199	36.674	49.813	221.7	13:38:02.016
12		2:17.176 P	32.222	36.457	1:08.497	224.0	13:42:23.668	12		1:59.265	33.061	36.582	49.622	222.6	13:40:01.281
13		4:40.483 P	2:48.643	43.434	1:08.406		13:47:04.151	13		1:59.254	32.911	36.778	49.565	222.2	13:42:00.535
								14			33.921	38.207		220.4	

31

Billy Monger

R

Dallara F317 Spiess

66

Petru Florescu

Dallara F317 Piedrafita

Carlin Motorsport

Drivex School

Lap	D	Time	Sector 1	Sector 2	Sector 3	T. Spd	Elapsed	Lap	D	Time	Sector 1	Sector 2	Sector 3	T. Spd	Elapsed
1		13:17:32.965	13:15:54.199	41.787	56.979		13:17:32.965	1		13:25:51.690	13:24:16.313	39.927	55.450		13:25:51.690
2		2:12.427	36.786	39.890	55.751	208.0	13:19:45.392	2		2:07.892	36.034	38.632	53.226	222.2	13:27:59.582
3		2:10.370	35.884	38.208	56.278	218.6	13:21:55.762	3		2:03.591	34.256	37.884	51.451	224.0	13:30:03.173
4		2:03.148	34.014	37.834	51.300	217.3	13:23:58.910	4		2:00.823	33.483	36.761	50.579	224.5	13:32:03.996
5		2:09.005	33.608	37.728	57.669	217.7	13:26:07.915	5		2:00.269	33.417	36.757	50.095	223.6	13:34:04.265
6		2:06.370	34.757	39.855	51.758	216.4	13:28:14.285	6		2:11.330	34.595	40.149	56.586	213.4	13:36:15.595
7		2:04.742	33.507	38.735	52.500	219.5	13:30:19.027	7		2:00.650	33.334	37.271	50.045	225.0	13:38:16.245
8		2:00.563	33.382	36.736	50.445	219.5	13:32:19.590	8		2:12.613 P	33.247	37.758	1:01.608	223.6	13:40:28.858
9			32.748	37.084		219.5									

33

Marino Sato

Dallara F317 Spiess

77

Guilherme Samaia

Dallara F317 HWA

Team Motopark

Teo Martin Motorsport

Lap	D	Time	Sector 1	Sector 2	Sector 3	T. Spd	Elapsed	Lap	D	Time	Sector 1	Sector 2	Sector 3	T. Spd	Elapsed
1		13:22:22.639	13:20:29.305	53.605	59.729		13:22:22.639	1		13:32:32.955	13:30:55.869	43.797	53.289		13:32:32.955
2		2:34.884 P	35.697	37.940	1:21.247	218.6	13:24:57.523	2		2:02.245	34.106	37.561	50.578	222.2	13:34:35.200
3		14:00.827	12:29.658	40.449	50.720		13:38:58.350	3		2:00.961	33.337	37.827	49.797	221.7	13:36:36.161
4		2:02.949	33.464	38.757	50.728	222.6	13:41:01.299	4		1:58.487	32.629	36.277	49.581	223.6	13:38:34.648
5		1:57.647	32.558	36.391	48.698	223.6	13:42:58.946	5		1:57.266	32.402	36.308	48.556	222.2	13:40:31.914
6		2:13.825 P	32.720	36.558	1:04.547	223.6	13:45:12.771	6		1:57.118	32.392	36.245	48.481	222.6	13:42:29.032
7								7		1:56.574	32.111	36.148	48.315	224.0	13:44:25.606
8								8		2:09.919 P	32.747	37.303	59.869	224.0	13:46:35.525

51

Aldo Festante

Dallara F317 HWA

99

Rui Andrade

R

Dallara F317 Piedrafita

Teo Martin Motorsport

Drivex School

Lap	D	Time	Sector 1	Sector 2	Sector 3	T. Spd	Elapsed	Lap	D	Time	Sector 1	Sector 2	Sector 3	T. Spd	Elapsed
1		13:28:40.327	13:27:09.316	38.989	52.022		13:28:40.327	1		13:17:49.258 P	13:16:02.695	41.804	1:04.759		13:17:49.258
2		2:01.996	34.100	37.620	50.276	221.3	13:30:42.323	2		2:55.712 P	1:08.403	40.998	1:06.311		13:20:44.970
3		1:59.953	33.180	36.556	50.217	222.6	13:32:42.276	3		2:36.916	1:05.277	38.574	53.065		13:23:21.886
4		1:59.015	32.697	36.727	49.591	222.6	13:34:41.291	4		2:04.836	34.771	37.551	52.514	221.3	13:25:26.722
5		1:59.947	32.709	37.258	49.980	220.8	13:36:41.238	5		2:15.719	34.276	37.489	1:03.954	221.3	13:27:42.441
6		1:58.215	32.488	36.562	49.165	224.0	13:38:39.453	6		2:03.102	34.063	37.834	51.205	221.7	13:29:45.543
7		1:58.500	32.733	36.498	49.269	223.1	13:40:37.953	7		2:02.172	34.022	37.217	50.933	223.6	13:31:47.715
8		1:57.834	32.441	36.540	48.853	224.5	13:42:35.787	8		2:01.663	33.745	37.199	50.719	223.6	13:33:49.378
9		1:57.888	32.195	36.378	49.315	222.6	13:44:33.675	9		2:01.622	33.766	37.362	50.494	221.7	13:35:51.000
10		2:06.553 P	32.409	36.500	57.644	220.4	13:46:40.228	10		2:02.705	33.710	37.465	51.530	223.6	13:37:53.705
								11		2:01.922	33.928	37.161	50.833	222.2	13:39:55.627
								12		2:01.425	33.906	37.199	50.320	223.6	13:41:57.052
								13		2:02.592	33.734	37.498	51.360	222.6	13:43:59.644
								14		2:14.491 P	33.430	37.198	1:03.863	223.6	13:46:14.135



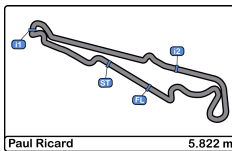


Paul Ricard
Euroformula Open
Free Practice - 2
Best Sectors Results



Sector - 1				Sector - 2				Sector - 3				Ideal Lap vs Best Lap				
Clas	Nº	Driver	Time	Nº	Driver	Time	Nº	Driver	Time	Clas	Nº	Driver	Ideal Lap	Best Lap	Clas	
1	77	Guilherme Samaia	32.111	12	Christian Hahn	35.686	77	Guilherme Samaia	48.315	1	77	Guilherme Samaia	1:56.574	1:56.574	1	
2	8	Lukas Dunner	32.128	11	Teppei Natori	36.037	14	Yuki Tsunoda	48.369	2	30	Liam Lawson	1:56.869	1:57.019	2	
3	30	Liam Lawson	32.163	20	Cameron Das	36.084	30	Liam Lawson	48.372	3	14	Yuki Tsunoda	1:56.918	1:57.078	4	
4	51	Aldo Festante	32.195	77	Guilherme Samaia	36.148	8	Lukas Dunner	48.495	4	8	Lukas Dunner	1:57.046	1:57.056	3	
5	20	Cameron Das	32.232	21	Calan Williams	36.157	26	Linus Lundqvist	48.546	5	20	Cameron Das	1:57.112	1:57.239	5	
6	14	Yuki Tsunoda	32.306	14	Yuki Tsunoda	36.243	33	Marino Sato	48.698	6	26	Linus Lundqvist	1:57.409	1:57.444	6	
7	7	Jack Doohan	32.420	30	Liam Lawson	36.334	7	Jack Doohan	48.721	7	51	Aldo Festante	1:57.426	1:57.834	8	
8	2	Artem Petrov	32.471	26	Linus Lundqvist	36.336	20	Cameron Das	48.796	8	12	Christian Hahn	1:57.448	1:58.303	13	
9	26	Linus Lundqvist	32.527	51	Aldo Festante	36.378	51	Aldo Festante	48.853	9	33	Marino Sato	1:57.647	1:57.647	7	
10	18	Julian Hanses	32.527	18	Julian Hanses	36.391	18	Julian Hanses	48.952	10	7	Jack Doohan	1:57.659	1:57.884	9	
11	33	Marino Sato	32.558	33	Marino Sato	36.391	21	Calan Williams	49.037	11	21	Calan Williams	1:57.797	1:57.972	10	
12	21	Calan Williams	32.603	8	Lukas Dunner	36.423	12	Christian Hahn	49.115	12	18	Julian Hanses	1:57.870	1:58.042	11	
13	11	Teppei Natori	32.611	3	Pierre Louis Chovet	36.479	2	Artem Petrov	49.320	13	11	Teppei Natori	1:57.979	1:58.250	12	
14	1	Javier Gonzalez	32.645	7	Jack Doohan	36.518	1	Javier Gonzalez	49.329	14	2	Artem Petrov	1:58.407	1:58.667	14	
15	12	Christian Hahn	32.647	63	Nicolai Kjaergaard	36.582	11	Teppei Natori	49.331	15	1	Javier Gonzalez	1:58.662	1:58.762	15	
16	31	Billy Monger	32.748	2	Artem Petrov	36.616	3	Pierre Louis Chovet	49.529	16	63	Nicolai Kjaergaard	1:59.058	1:59.254	16	
17	63	Nicolai Kjaergaard	32.911	1	Javier Gonzalez	36.688	63	Nicolai Kjaergaard	49.565	17	3	Pierre Louis Chovet	1:59.157	1:59.316	17	
18	3	Pierre Louis Chovet	33.149	31	Billy Monger	36.736	66	Petru Florescu	50.045	18	31	Billy Monger	1:59.929	2:00.563	19	
19	66	Petru Florescu	33.247	66	Petru Florescu	36.757	99	Rui Andrade	50.320	19	66	Petru Florescu	2:00.049	2:00.269	18	
20	99	Rui Andrade	33.430	99	Rui Andrade	37.161	31	Billy Monger	50.445	20	99	Rui Andrade	2:00.911	2:01.425	20	
21	5	Dimitrios Tsimpris	34.830	5	Dimitrios Tsimpris	38.089	5	Dimitrios Tsimpris	51.562	21	5	Dimitrios Tsimpris	2:04.481	2:04.999	21	



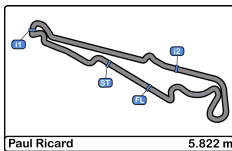


Paul Ricard
Euroformula Open
Free Practice - 2
Best 5 Lap Times



Cls	Nº	Entrant	Nat	Driver	Nat	Cat	Cls	Chassis - Engine	Team	Best 1		Best 2		Best 3		Best 4		Best 5	
										Time	Lap	Time	Lap	Time	Lap	Time	Lap	Time	Lap
1	77	Teo Martin Motorsport	ESP	Guilherme Samaia	BRA			Dallara F317 HWA	Teo Martin Motorsport	1:56.574	7	1:57.118	6	1:57.266	5	1:58.487	4	2:00.961	3
2	30	Team Motopark	DEU	Liam Lawson	NZL	R	1	Dallara F317 Spiess	Team Motopark	1:57.019	11	1:57.365	10	1:57.374	8	1:57.589	7	1:58.244	5
3	8	Teo Martin Motorsport	ESP	Lukas Dunner	AUT			Dallara F317 HWA	Teo Martin Motorsport	1:57.056	6	1:57.530	5	1:57.853	4	2:03.521	2	2:05.325	3
4	14	Team Motopark	DEU	Yuki Tsunoda	JPN	R	2	Dallara F317 Spiess	Team Motopark	1:57.078	11	1:57.275	8	1:58.064	6	1:58.918	4	2:01.025	10
5	20	Fortec Motorsport	GBR	Cameron Das	USA			Dallara F317 HWA	Fortec Motorsport	1:57.239	7	1:57.337	9	1:57.719	8	1:57.741	6	1:58.433	5
6	26	Double R	GBR	Linus Lundqvist	SWE	R	3	Dallara F317 HWA	Double R	1:57.444	11	1:58.275	8	1:59.910	4	2:01.303	7	2:03.182	3
7	33	Team Motopark	DEU	Marino Sato	JPN			Dallara F317 Spiess	Team Motopark	1:57.647	5	2:02.949	4	2:13.825	6	2:34.884	2	14:00.82	3
8	51	Teo Martin Motorsport	ESP	Aldo Festante	ITA			Dallara F317 HWA	Teo Martin Motorsport	1:57.834	8	1:57.888	9	1:58.215	6	1:58.500	7	1:59.015	4
9	7	Double R	GBR	Jack Doohan	AUS	R	4	Dallara F317 HWA	Double R	1:57.884	12	1:58.091	9	1:58.274	8	1:58.808	5	1:58.928	7
10	21	Fortec Motorsport	GBR	Calan Williams	AUS			Dallara F317 HWA	Fortec Motorsport	1:57.972	9	1:58.036	8	1:58.171	7	1:58.828	5	1:58.924	4
11	18	Team Motopark	DEU	Julian Hanses	DEU			Dallara F317 Spiess	Team Motopark	1:58.042	11	1:58.238	9	1:58.302	8	1:59.152	7	2:00.504	4
12	11	Carlin Motorsport	GBR	Teppe Natori	JPN	R	5	Dallara F317 Spiess	Carlin Motorsport	1:58.250	13	1:58.622	12	1:59.592	8	2:01.172	5	2:01.673	4
13	12	Carlin Motorsport	GBR	Christian Hahn	BRA			Dallara F317 Spiess	Carlin Motorsport	1:58.303	11	1:58.439	6	1:58.518	8	1:58.520	10	1:58.933	7
14	2	RP Motorsport	ITA	Artem Petrov	RUS			Dallara F317 Piedrafita	RP Motorsport	1:58.667	13	1:58.862	12	1:59.043	11	2:00.584	8	2:00.884	5
15	1	RP Motorsport	ITA	Javier Gonzalez	MEX	R	6	Dallara F317 Piedrafita	RP Motorsport	1:58.762	9	1:59.300	10	1:59.307	8	2:00.044	6	2:00.302	5
16	63	Carlin Motorsport	GBR	Nicolai Kjaergaard	DNK	R	7	Dallara F317 Spiess	Carlin Motorsport	1:59.254	13	1:59.265	12	1:59.628	8	1:59.686	11	1:59.827	7
17	3	RP Motorsport	ITA	Pierre Louis Chovet	FRA	R	8	Dallara F317 Piedrafita	RP Motorsport	1:59.316	12	1:59.363	10	1:59.425	11	1:59.940	9	2:00.542	5
18	66	Drivex School	ESP	Petru Florescu	ROU			Dallara F317 Piedrafita	Drivex School	2:00.269	5	2:00.650	7	2:00.823	4	2:03.591	3	2:07.892	2
19	31	Carlin Motorsport	GBR	Billy Monger	GBR	R	9	Dallara F317 Spiess	Carlin Motorsport	2:00.563	8	2:03.148	4	2:04.742	7	2:06.370	6	2:09.005	5
20	99	Drivex School	ESP	Rui Andrade	AGO	R	10	Dallara F317 Piedrafita	Drivex School	2:01.425	12	2:01.622	9	2:01.663	8	2:01.922	11	2:02.172	7
21	5	Tsimpris Motorsport	GRC	Dimitrios Tsimpris	GRC	R	11	Dallara F317 Piedrafita	Tsimpris Motorsport	2:04.999	6	2:05.521	5	2:05.635	4	2:08.132	3	2:18.417	7



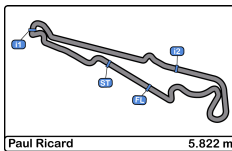


Paul Ricard
Euroformula Open
Free Practice - 2
Best 5 Top Speeds



Cls	Nº	Entrant	Nat	Driver	Nat	Cat	Cls	Chassis - Engine	Team	Top 1		Top 2		Top 3		Top 4		Top 5		Avg
										Km/h	Lap	Km/h	Lap	Km/h	Lap	Km/h	Lap	Km/h	Lap	
1	3	RP Motorsport	ITA	Pierre Louis Chovet	FRA	R	1	Dallara F317 Piedrafita	RP Motorsport	230.2	8	223.6	11	223.1	7	223.1	9	222.2	13	224.4
2	20	Fortec Motorsport	GBR	Cameron Das	USA			Dallara F317 HWA	Fortec Motorsport	228.3	8	228.3	10	227.8	9	227.3	4	227.3	7	227.8
3	26	Double R	GBR	Linus Lundqvist	SWE	R	2	Dallara F317 HWA	Double R	227.8	7	227.3	6	227.3	8	226.8	11	226.4	12	227.1
4	8	Teo Martin Motorsport	ESP	Lukas Dunner	AUT			Dallara F317 HWA	Teo Martin Motorsport	227.3	7	225.9	5	225.9	6	224.5	4	222.2	3	225.2
5	21	Fortec Motorsport	GBR	Calan Williams	AUS			Dallara F317 HWA	Fortec Motorsport	227.3	3	225.9	4	225.9	8	225.9	10	225.4	5	226.1
6	7	Double R	GBR	Jack Doohan	AUS	R	3	Dallara F317 HWA	Double R	226.8	8	226.4	7	226.4	10	225.0	13	224.5	4	225.8
7	30	Team Motopark	DEU	Liam Lawson	NZL	R	4	Dallara F317 Spiess	Team Motopark	226.4	5	226.4	8	225.9	7	224.0	6	224.0	11	225.3
8	12	Carlin Motorsport	GBR	Christian Hahn	BRA			Dallara F317 Spiess	Carlin Motorsport	225.4	12	223.1	9	222.6	6	222.6	7	222.2	11	223.2
9	66	Drivex School	ESP	Petru Florescu	ROU			Dallara F317 Piedrafita	Drivex School	225.0	7	224.5	4	224.0	3	223.6	5	223.6	8	224.1
10	51	Teo Martin Motorsport	ESP	Aldo Festante	ITA			Dallara F317 HWA	Teo Martin Motorsport	224.5	8	224.0	6	223.1	7	222.6	3	222.6	4	223.4
11	2	RP Motorsport	ITA	Artem Petrov	RUS			Dallara F317 Piedrafita	RP Motorsport	224.0	8	222.2	7	222.2	13	221.7	5	221.7	12	222.4
12	14	Team Motopark	DEU	Yuki Tsunoda	JPN	R	5	Dallara F317 Spiess	Team Motopark	224.0	5	224.0	12	223.6	8	223.1	4	222.6	11	223.5
13	77	Teo Martin Motorsport	ESP	Guilherme Samaia	BRA			Dallara F317 HWA	Teo Martin Motorsport	224.0	7	224.0	8	223.6	4	222.6	6	222.2	2	223.3
14	33	Team Motopark	DEU	Marino Sato	JPN			Dallara F317 Spiess	Team Motopark	223.6	5	223.6	6	222.6	4	218.6	2			222.1
15	99	Drivex School	ESP	Rui Andrade	AGO	R	6	Dallara F317 Piedrafita	Drivex School	223.6	7	223.6	8	223.6	10	223.6	12	223.6	14	223.6
16	18	Team Motopark	DEU	Julian Hanes	DEU			Dallara F317 Spiess	Team Motopark	223.1	3	222.2	5	222.2	10	221.7	8	221.3	11	222.1
17	1	RP Motorsport	ITA	Javier Gonzalez	MEX	R	7	Dallara F317 Piedrafita	RP Motorsport	222.6	8	222.2	11	221.7	9	220.4	7	219.9	10	221.4
18	63	Carlin Motorsport	GBR	Nicolai Kjaergaard	DNK	R	8	Dallara F317 Spiess	Carlin Motorsport	222.6	12	222.2	3	222.2	8	222.2	9	222.2	13	222.3
19	11	Carlin Motorsport	GBR	Teppei Natori	JPN	R	9	Dallara F317 Spiess	Carlin Motorsport	222.2	9	222.2	13	221.3	12	221.3	14	220.8	7	221.5
20	31	Carlin Motorsport	GBR	Billy Monger	GBR	R	10	Dallara F317 Spiess	Carlin Motorsport	219.5	7	219.5	8	219.5	9	218.6	3	217.7	5	218.9
21	5	Tsimpris Motorsport	GRC	Dimitrios Tsimpris	GRC	R	11	Dallara F317 Piedrafita	Tsimpris Motorsport	210.5	6	209.7	7	206.1	4	205.3	5	204.5	3	207.2





Paul Ricard
Euroformula Open
Free Practice - 2
Fastest Laps Sequence



Lap	Time of Day	Session Time	Nº	Entrant	Nat	Driver	Nat	Cat	Chassis - Engine	Team	Time	Km/h
2	13:19:41.148	4:41.148	11	Carlin Motorsport	GBR	Teppei Natori	JPN	R	Dallara F317 Spiess	Carlin Motorsport	2:11.196	159.7
2	13:19:59.579	4:59.579	2	RP Motorsport	ITA	Artem Petrov	RUS		Dallara F317 Piedrafita	RP Motorsport	2:05.852	166.5
2	13:20:06.351	5:06.351	3	RP Motorsport	ITA	Pierre Louis Chovet	FRA	R	Dallara F317 Piedrafita	RP Motorsport	2:05.132	167.4
3	13:21:47.487	6:47.487	63	Carlin Motorsport	GBR	Nicolai Kjaergaard	DNK	R	Dallara F317 Spiess	Carlin Motorsport	2:04.572	168.2
3	13:22:02.187	7:02.187	2	RP Motorsport	ITA	Artem Petrov	RUS		Dallara F317 Piedrafita	RP Motorsport	2:02.608	170.9
3	13:22:07.830	7:07.830	3	RP Motorsport	ITA	Pierre Louis Chovet	FRA	R	Dallara F317 Piedrafita	RP Motorsport	2:01.479	172.5
5	13:25:50.691	10:50.691	63	Carlin Motorsport	GBR	Nicolai Kjaergaard	DNK	R	Dallara F317 Spiess	Carlin Motorsport	2:01.278	172.8
5	13:25:53.584	10:53.584	11	Carlin Motorsport	GBR	Teppei Natori	JPN	R	Dallara F317 Spiess	Carlin Motorsport	2:01.172	172.9
4	13:25:56.268	10:56.268	26	Double R	GBR	Linus Lundqvist	SWE	R	Dallara F317 HWA	Double R	1:59.910	174.7
4	13:26:01.427	11:01.427	7	Double R	GBR	Jack Doohan	AUS	R	Dallara F317 HWA	Double R	1:59.600	175.2
4	13:26:08.701	11:08.701	30	Team Motopark	DEU	Liam Lawson	NZL	R	Dallara F317 Spiess	Team Motopark	1:59.142	175.9
5	13:28:00.235	13:00.235	7	Double R	GBR	Jack Doohan	AUS	R	Dallara F317 HWA	Double R	1:58.808	176.4
5	13:28:06.945	13:06.945	30	Team Motopark	DEU	Liam Lawson	NZL	R	Dallara F317 Spiess	Team Motopark	1:58.244	177.2
7	13:32:06.926	17:06.926	30	Team Motopark	DEU	Liam Lawson	NZL	R	Dallara F317 Spiess	Team Motopark	1:57.589	178.2
8	13:34:04.300	19:04.300	30	Team Motopark	DEU	Liam Lawson	NZL	R	Dallara F317 Spiess	Team Motopark	1:57.374	178.5
10	13:38:09.473	23:09.473	30	Team Motopark	DEU	Liam Lawson	NZL	R	Dallara F317 Spiess	Team Motopark	1:57.365	178.5
8	13:38:51.140	23:51.140	14	Team Motopark	DEU	Yuki Tsunoda	JPN	R	Dallara F317 Spiess	Team Motopark	1:57.275	178.7
7	13:39:33.400	24:33.400	20	Fortec Motorsport	GBR	Cameron Das	USA		Dallara F317 HWA	Fortec Motorsport	1:57.239	178.7
11	13:40:06.492	25:06.492	30	Team Motopark	DEU	Liam Lawson	NZL	R	Dallara F317 Spiess	Team Motopark	1:57.019	179.1
7	13:44:25.606	29:25.606	77	Teo Martin	ESP	Guilherme Samaia	BRA		Dallara F317 HWA	Teo Martin	1:56.574	179.7



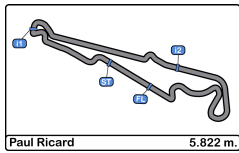


Paul Ricard
Euroformula Open
Free Practice - 2
Event Best Maximum Speed



Nº	Entrant	Nat	Driver	Nat	Cat	Clas	Chassis - Engine	Team	Km/h	Session
3	RP Motorsport	ITA	Pierre Louis Chovet	FRA	R	1	Dallara F317 Piedrafita	RP Motorsport	230.2	Free Practice - 2
20	Fortec Motorsport	GBR	Cameron Das	USA			Dallara F317 HWA	Fortec Motorsport	228.3	Free Practice - 2
26	Double R	GBR	Linus Lundqvist	SWE	R	2	Dallara F317 HWA	Double R	227.8	Free Practice - 2
21	Fortec Motorsport	GBR	Calan Williams	AUS			Dallara F317 HWA	Fortec Motorsport	227.3	Free Practice - 2
8	Teo Martin	ESP	Lukas Dunner	AUT			Dallara F317 HWA	Teo Martin	227.3	Free Practice - 2
7	Double R	GBR	Jack Doohan	AUS	R	3	Dallara F317 HWA	Double R	226.8	Free Practice - 2
30	Team Motopark	DEU	Liam Lawson	NZL	R	4	Dallara F317 Spiess	Team Motopark	226.4	Free Practice - 2
99	Drivex School	ESP	Rui Andrade	AGO	R	5	Dallara F317 Piedrafita	Drivex School	225.4	Free Practice - 1
12	Carlin Motorsport	GBR	Christian Hahn	BRA			Dallara F317 Spiess	Carlin Motorsport	225.4	Free Practice - 2
66	Drivex School	ESP	Petru Florescu	ROU			Dallara F317 Piedrafita	Drivex School	225.0	Free Practice - 2
51	Teo Martin	ESP	Aldo Festante	ITA			Dallara F317 HWA	Teo Martin	224.5	Free Practice - 2
2	RP Motorsport	ITA	Artem Petrov	RUS			Dallara F317 Piedrafita	RP Motorsport	224.0	Free Practice - 2
14	Team Motopark	DEU	Yuki Tsunoda	JPN	R	6	Dallara F317 Spiess	Team Motopark	224.0	Free Practice - 2
77	Teo Martin	ESP	Guilherme Samaia	BRA			Dallara F317 HWA	Teo Martin	224.0	Free Practice - 2
33	Team Motopark	DEU	Marino Sato	JPN			Dallara F317 Spiess	Team Motopark	223.6	Free Practice - 2
18	Team Motopark	DEU	Julian Hanses	DEU			Dallara F317 Spiess	Team Motopark	223.1	Free Practice - 2
1	RP Motorsport	ITA	Javier Gonzalez	MEX	R	7	Dallara F317 Piedrafita	RP Motorsport	222.6	Free Practice - 2
63	Carlin Motorsport	GBR	Nicolai Kjaergaard	DNK	R	8	Dallara F317 Spiess	Carlin Motorsport	222.6	Free Practice - 2
11	Carlin Motorsport	GBR	Teppei Natori	JPN	R	9	Dallara F317 Spiess	Carlin Motorsport	222.2	Free Practice - 2
31	Carlin Motorsport	GBR	Billy Monger	GBR	R	10	Dallara F317 Spiess	Carlin Motorsport	219.5	Free Practice - 2
5	Tsimpris Motorsport	GRC	Dimitrios Tsimpris	GRC	R	11	Dallara F317 Piedrafita	Tsimpris Motorsport	210.5	Free Practice - 2





Paul Ricard
Euroformula Open
Free Practice - 2
Pit Stop Analysis



2 Artem Petrov RP Motorsport
 Dallara F317 Piedrafita

Nr.	In Day Time	In Time	Out Time	Pit Time	T. Pit Time	Handicap	Penalty
1	13:34:11.934	13:34:11.934	13:36:56.346	2:44.412	2:44.412		

5 Dimitrios Tsimpris R Tsimpris Motorsport
 Dallara F317 Piedrafita

Nr.	In Day Time	In Time	Out Time	Pit Time	T. Pit Time	Handicap	Penalty
1	13:19:03.923	13:19:03.923	13:20:34.871	1:30.948	1:30.948		

7 Jack Doohan R Double R
 Dallara F317 HWA

Nr.	In Day Time	In Time	Out Time	Pit Time	T. Pit Time	Handicap	Penalty
1	13:38:24.530	13:38:24.530	13:42:57.574	4:33.044	4:33.044		

11 Teppei Natori R Carlin Motorsport
 Dallara F317 Spiess

Nr.	In Day Time	In Time	Out Time	Pit Time	T. Pit Time	Handicap	Penalty
1	13:34:24.871	13:34:24.871	13:35:34.147	1:09.276	1:09.276		

12 Christian Hahn Carlin Motorsport
 Dallara F317 Spiess

Nr.	In Day Time	In Time	Out Time	Pit Time	T. Pit Time	Handicap	Penalty
1	13:20:10.560	13:20:10.560	13:23:36.487	3:25.927	3:25.927		

14 Yuki Tsunoda R Team Motopark
 Dallara F317 Spiess

Nr.	In Day Time	In Time	Out Time	Pit Time	T. Pit Time	Handicap	Penalty
1	13:20:20.349	13:20:20.349	13:24:21.073	4:00.724	4:00.724		

18 Julian Hanses Team Motopark
 Dallara F317 Spiess

Nr.	In Day Time	In Time	Out Time	Pit Time	T. Pit Time	Handicap	Penalty
1	13:18:23.828	13:18:23.828	13:21:49.685	3:25.857	3:25.857		
2	13:30:13.601	13:30:13.601	13:33:14.492	3:00.891	6:26.748		

26 Linus Lundqvist R Double R
 Dallara F317 HWA

Nr.	In Day Time	In Time	Out Time	Pit Time	T. Pit Time	Handicap	Penalty
1	13:36:12.976	13:36:12.976	13:40:46.644	4:33.668	4:33.668		

30 Liam Lawson R Team Motopark
 Dallara F317 Spiess

Nr.	In Day Time	In Time	Out Time	Pit Time	T. Pit Time	Handicap	Penalty
1	13:42:12.929	13:42:12.929	13:44:25.216	2:12.287	2:12.287		

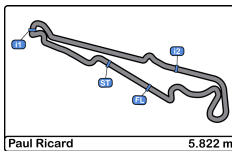
33 Marino Sato Team Motopark
 Dallara F317 Spiess

Nr.	In Day Time	In Time	Out Time	Pit Time	T. Pit Time	Handicap	Penalty
1	13:24:45.390	13:24:45.390	13:36:49.544	12:04.15	12:04.154		

99 Rui Andrade R Drivex School
 Dallara F317 Piedrafita

Nr.	In Day Time	In Time	Out Time	Pit Time	T. Pit Time	Handicap	Penalty
1	13:17:38.760	13:17:38.760	13:18:09.326	30.566	30.566		
2	13:20:34.080	13:20:34.080	13:21:04.395	30.315	1:00.881		





Paul Ricard
Euroformula Open
Free Practice 1 - 2
Results



Cls	Nº	Entrant	Nat	Driver	Nat	Cat	Cls	Chassis - Engine	Team	Laps	Free Practice - 1	Free Practice - 2	Best	Gap	Interval	Km/h		
1	77	Teo Martin Motorsport	ESP	Guilherme Samaia	BRA			Dallara F317 HWA	Teo Martin Motorsport	8		1:56.574	7	1:56.574		179.7		
2	30	Team Motopark	DEU	Liam Lawson	NZL	R	1	Dallara F317 Spiess	Team Motopark	13		1:57.019	11	1:57.019	0.445	0.445	179.1	
3	8	Teo Martin Motorsport	ESP	Lukas Dunner	AUT			Dallara F317 HWA	Teo Martin Motorsport	7		1:57.056	6	1:57.056	0.482	0.037	179.0	
4	14	Team Motopark	DEU	Yuki Tsunoda	JPN	R	2	Dallara F317 Spiess	Team Motopark	12		1:57.078	11	1:57.078	0.504	0.022	179.0	
5	20	Fortec Motorsport	GBR	Cameron Das	USA			Dallara F317 HWA	Fortec Motorsport	9		1:57.239	7	1:57.239	0.665	0.161	178.7	
6	26	Double R	GBR	Linus Lundqvist	SWE	R	3	Dallara F317 HWA	Double R	12		1:57.444	11	1:57.444	0.870	0.205	178.4	
7	33	Team Motopark	DEU	Marino Sato	JPN			Dallara F317 Spiess	Team Motopark	6		1:57.647	5	1:57.647	1.073	0.203	178.1	
8	51	Teo Martin Motorsport	ESP	Aldo Festante	ITA			Dallara F317 HWA	Teo Martin Motorsport	10		1:57.834	8	1:57.834	1.260	0.187	177.8	
9	7	Double R	GBR	Jack Doohan	AUS	R	4	Dallara F317 HWA	Double R	13		1:57.884	12	1:57.884	1.310	0.050	177.7	
10	21	Fortec Motorsport	GBR	Calan Williams	AUS			Dallara F317 HWA	Fortec Motorsport	9		1:57.972	9	1:57.972	1.398	0.088	177.6	
11	18	Team Motopark	DEU	Julian Hanses	DEU			Dallara F317 Spiess	Team Motopark	12		1:58.042	11	1:58.042	1.468	0.070	177.5	
12	11	Carlin Motorsport	GBR	Teppei Natori	JPN	R	5	Dallara F317 Spiess	Carlin Motorsport	13		1:58.250	13	1:58.250	1.676	0.208	177.2	
13	12	Carlin Motorsport	GBR	Christian Hahn	BRA			Dallara F317 Spiess	Carlin Motorsport	16	2:07.242	2	1:58.303	11	1:58.303	1.729	0.053	177.1
14	2	RP Motorsport	ITA	Artem Petrov	RUS			Dallara F317 Piedrafita	RP Motorsport	17	2:12.233	2	1:58.667	13	1:58.667	2.093	0.364	176.6
15	1	RP Motorsport	ITA	Javier Gonzalez	MEX	R	6	Dallara F317 Piedrafita	RP Motorsport	13	2:21.023	2	1:58.762	9	1:58.762	2.188	0.095	176.4
16	63	Carlin Motorsport	GBR	Nicolai Kjaergaard	DEN	R	7	Dallara F317 Spiess	Carlin Motorsport	13			1:59.254	13	1:59.254	2.680	0.492	175.7
17	3	RP Motorsport	ITA	Pierre Louis Chovet	FRA	R	8	Dallara F317 Piedrafita	RP Motorsport	15	2:28.209	2	1:59.316	12	1:59.316	2.742	0.062	175.6
18	66	Drivex School	ESP	Petru Florescu	ROU			Dallara F317 Piedrafita	Drivex School	8			2:00.269	5	2:00.269	3.695	0.953	174.2
19	31	Carlin Motorsport	GBR	Billy Monger	GBR	R	9	Dallara F317 Spiess	Carlin Motorsport	8			2:00.563	8	2:00.563	3.989	0.294	173.8
20	99	Drivex School	ESP	Rui Andrade	AGO	R	10	Dallara F317 Piedrafita	Drivex School	23	2:06.207	9	2:01.425	12	2:01.425	4.851	0.862	172.6
21	5	Tsimpris Motorsport	GRC	Dimitrios Tsimpris	GRC	R	11	Dallara F317 Piedrafita	Tsimpris Motorsport	7			2:04.999	6	2:04.999	8.425	3.574	167.6

Published at:.....

Stewards:	Race Director:	Timekeeper:

