



Paul Ricard
Euroformula Open
Free Practice - 3
Provisional Results



Clas	Nº	Entrant	Nat	Driver	Nat	Cat	Clas	Chassis - Engine	Team	Laps	Best	Time	Gap	Interval	Km/h
1	12	Carlin Motorsport	GBR	Christian Hahn	BRA			Dallara F317 Spiess	Carlin Motorsport	12	8	1:56.881			179.3
2	77	Teo Martin	ESP	Guilherme Samaia	BRA			Dallara F317 HWA	Teo Martin	14	7	1:57.173	0.292	0.292	178.8
3	33	Team Motopark	DEU	Marino Sato	JPN			Dallara F317 Spiess	Team Motopark	14	13	1:57.210	0.329	0.037	178.8
4	11	Carlin Motorsport	GBR	Teppei Natori	JPN	R	1	Dallara F317 Spiess	Carlin Motorsport	12	9	1:57.244	0.363	0.034	178.7
5	14	Team Motopark	DEU	Yuki Tsunoda	JPN	R	2	Dallara F317 Spiess	Team Motopark	14	13	1:57.302	0.421	0.058	178.6
6	30	Team Motopark	DEU	Liam Lawson	NZL	R	3	Dallara F317 Spiess	Team Motopark	14	10	1:57.398	0.517	0.096	178.5
7	51	Teo Martin	ESP	Aldo Festante	ITA			Dallara F317 HWA	Teo Martin	14	13	1:57.448	0.567	0.050	178.4
8	26	Double R	GBR	Linus Lundqvist	SWE	R	4	Dallara F317 HWA	Double R	14	10	1:57.457	0.576	0.009	178.4
9	8	Teo Martin	ESP	Lukas Dunner	AUT			Dallara F317 HWA	Teo Martin	14	10	1:57.523	0.642	0.066	178.3
10	63	Carlin Motorsport	GBR	Nicolai Kjaergaard	DNK	R	5	Dallara F317 Spiess	Carlin Motorsport	12	10	1:57.880	0.999	0.357	177.8
11	7	Double R	GBR	Jack Doohan	AUS	R	6	Dallara F317 HWA	Double R	15	9	1:57.892	1.011	0.012	177.7
12	21	Fortec Motorsport	GBR	Calan Williams	AUS			Dallara F317 HWA	Fortec Motorsport	14	9	1:58.038	1.157	0.146	177.5
13	66	Drivex School	ESP	Petru Florescu	ROU			Dallara F317 Piedrafita	Drivex School	12	10	1:58.089	1.208	0.051	177.4
14	20	Fortec Motorsport	GBR	Cameron Das	USA			Dallara F317 HWA	Fortec Motorsport	11	10	1:58.180	1.299	0.091	177.3
15	31	Carlin Motorsport	GBR	Billy Monger	GBR	R	7	Dallara F317 Spiess	Carlin Motorsport	12	8	1:58.183	1.302	0.003	177.3
16	18	Team Motopark	DEU	Julian Hanses	DEU			Dallara F317 Spiess	Team Motopark	15	14	1:58.203	1.322	0.020	177.3
17	1	RP Motorsport	ITA	Javier Gonzalez	MEX	R	8	Dallara F317 Piedrafita	RP Motorsport	10	8	1:58.964	2.083	0.761	176.1
18	2	RP Motorsport	ITA	Artem Petrov	RUS			Dallara F317 Piedrafita	RP Motorsport	9	8	1:59.002	2.121	0.038	176.1
19	99	Drivex School	ESP	Rui Andrade	AGO	R	9	Dallara F317 Piedrafita	Drivex School	14	13	1:59.560	2.679	0.558	175.3
20	3	RP Motorsport	ITA	Pierre Louis Chovet	FRA	R	10	Dallara F317 Piedrafita	RP Motorsport	10	9	1:59.587	2.706	0.027	175.2
21	5	Tsimpris Motorsport	GRC	Dimitrios Tsimpris	GRC	R	11	Dallara F317 Piedrafita	Tsimpris Motorsport	13	11	2:02.028	5.147	2.441	171.7

Published at:.....

Track Temp: 34.1 °C Air Temp: 15.9 °C Humidity: 55 % Track Status: DRY

Stewards:	Race Director:	Timekeeper: 
-----------	----------------	---





Paul Ricard
Euroformula Open
Free Practice - 3
Provisional Results by Class



Clas	Nº	Entrant	Nat	Driver	Nat	Cat	Clas	Chassis - Engine	Team	Laps	Best	Time	Gap	Interval	Km/h
1	12	Carlin Motorsport	GBR	Christian Hahn	BRA			Dallara F317 Spiess	Carlin Motorsport	12	8	1:56.881			179.3
2	77	Teo Martin	ESP	Guilherme Samaia	BRA			Dallara F317 HWA	Teo Martin	14	7	1:57.173	0.292	0.292	178.8
3	33	Team Motopark	DEU	Marino Sato	JPN			Dallara F317 Spiess	Team Motopark	14	13	1:57.210	0.329	0.037	178.8
4	51	Teo Martin	ESP	Aldo Festante	ITA			Dallara F317 HWA	Teo Martin	14	13	1:57.448	0.567	0.238	178.4
5	8	Teo Martin	ESP	Lukas Dunner	AUT			Dallara F317 HWA	Teo Martin	14	10	1:57.523	0.642	0.075	178.3
6	21	Fortec Motorsport	GBR	Calan Williams	AUS			Dallara F317 HWA	Fortec Motorsport	14	9	1:58.038	1.157	0.515	177.5
7	66	Drivex School	ESP	Petru Florescu	ROU			Dallara F317 Piedrafita	Drivex School	12	10	1:58.089	1.208	0.051	177.4
8	20	Fortec Motorsport	GBR	Cameron Das	USA			Dallara F317 HWA	Fortec Motorsport	11	10	1:58.180	1.299	0.091	177.3
9	18	Team Motopark	DEU	Julian Hanses	DEU			Dallara F317 Spiess	Team Motopark	15	14	1:58.203	1.322	0.023	177.3
10	2	RP Motorsport	ITA	Artem Petrov	RUS			Dallara F317 Piedrafita	RP Motorsport	9	8	1:59.002	2.121	0.799	176.1

Rookie

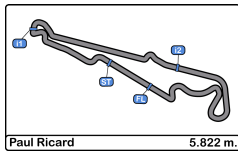
1	11	Carlin Motorsport	GBR	Teppei Natori	JPN	R	1	Dallara F317 Spiess	Carlin Motorsport	12	9	1:57.244			178.7
2	14	Team Motopark	DEU	Yuki Tsunoda	JPN	R	2	Dallara F317 Spiess	Team Motopark	14	13	1:57.302	0.058	0.058	178.6
3	30	Team Motopark	DEU	Liam Lawson	NZL	R	3	Dallara F317 Spiess	Team Motopark	14	10	1:57.398	0.154	0.096	178.5
4	26	Double R	GBR	Linus Lundqvist	SWE	R	4	Dallara F317 HWA	Double R	14	10	1:57.457	0.213	0.059	178.4
5	63	Carlin Motorsport	GBR	Nicolai Kjaergaard	DNK	R	5	Dallara F317 Spiess	Carlin Motorsport	12	10	1:57.880	0.636	0.423	177.8
6	7	Double R	GBR	Jack Doohan	AUS	R	6	Dallara F317 HWA	Double R	15	9	1:57.892	0.648	0.012	177.7
7	31	Carlin Motorsport	GBR	Billy Monger	GBR	R	7	Dallara F317 Spiess	Carlin Motorsport	12	8	1:58.183	0.939	0.291	177.3
8	1	RP Motorsport	ITA	Javier Gonzalez	MEX	R	8	Dallara F317 Piedrafita	RP Motorsport	10	8	1:58.964	1.720	0.781	176.1
9	99	Drivex School	ESP	Rui Andrade	AGO	R	9	Dallara F317 Piedrafita	Drivex School	14	13	1:59.560	2.316	0.596	175.3
10	3	RP Motorsport	ITA	Pierre Louis Chovet	FRA	R	10	Dallara F317 Piedrafita	RP Motorsport	10	9	1:59.587	2.343	0.027	175.2
11	5	Tsimpris Motorsport	GRC	Dimitrios Tsimpris	GRC	R	11	Dallara F317 Piedrafita	Tsimpris Motorsport	13	11	2:02.028	4.784	2.441	171.7

Published at:.....

Track Temp: 34.1 °C Air Temp: 15.9 °C Humidity: 55 % Track Status: DRY

Stewards:	Race Director:	Timekeeper:
-----------	----------------	-------------





Paul Ricard
Euroformula Open
Free Practice - 3
Lap Analysis



1	Javier Gonzalez	R	Dallara F317 Piedrafita RP Motorsport	7	Jack Doohan	R	Dallara F317 HWA Double R
----------	-----------------	---	---	----------	-------------	---	------------------------------

Lap	D	Time	Sector 1	Sector 2	Sector 3	T. Spd	Elapsed
1		16:45:11.256 P	16:43:06.930	52.375	1:11.951		16:45:11.256
2		3:35.074 P	1:44.853	46.179	1:04.042		16:48:46.330
3		2:52.899 P	1:06.254	40.324	1:06.321		16:51:39.229
4		6:35.750	4:58.513	38.829	58.408		16:58:14.979
5		2:07.128	35.092	37.096	54.940	199.6	17:00:22.107
6		1:59.487	32.793	36.843	49.851	220.8	17:02:21.594
7		1:59.737	32.867	36.689	50.181	220.8	17:04:21.331
8		1:58.964	32.628	36.769	49.567	220.8	17:06:20.295
9		1:58.985	32.734	36.564	49.687	221.3	17:08:19.280
10		2:13.275 P	32.578	37.606	1:03.091	220.4	17:10:32.555

2	Artem Petrov		Dallara F317 Piedrafita RP Motorsport
----------	--------------	--	---

Lap	D	Time	Sector 1	Sector 2	Sector 3	T. Spd	Elapsed
1		16:44:00.880 P	16:42:18.188	39.717	1:02.975		16:44:00.880
2		3:39.410 P	1:54.519	39.612	1:05.279		16:47:40.290
3		2:50.537 P	1:07.897	38.473	1:04.167	144.1	16:50:30.827
4		5:17.254	3:47.430	37.714	52.110		16:55:48.081
5		2:01.167	33.316	37.788	50.063	219.0	16:57:49.248
6		1:59.692	32.864	36.861	49.967	222.6	16:59:48.940
7		1:59.426	32.881	37.005	49.540	220.8	17:01:48.366
8		1:59.002	32.654	36.805	49.543	222.2	17:03:47.368
9		2:18.471 P	32.772	41.610	1:04.089	220.8	17:06:05.839

3	Pierre Louis Chovet	R	Dallara F317 Piedrafita RP Motorsport
----------	---------------------	---	---

Lap	D	Time	Sector 1	Sector 2	Sector 3	T. Spd	Elapsed
1		16:43:45.384 P	16:41:53.924	42.076	1:09.384		16:43:45.384
2		3:49.061 P	2:04.990	39.692	1:04.379		16:47:34.445
3		2:51.159 P	1:08.310	38.537	1:04.312		16:50:25.604
4		8:06.165	6:22.086	49.313	54.766		16:58:31.769
5		2:03.460	34.962	37.700	50.798	218.6	17:00:35.229
6		2:00.475	33.944	36.643	49.888	220.4	17:02:35.704
7		2:00.484	33.363	35.807	51.314	220.8	17:04:36.188
8		2:00.051	33.395	36.810	49.846	221.3	17:06:36.239
9		1:59.587	33.418	36.523	49.646	219.0	17:08:35.826
10		2:10.411 P	33.059	36.366	1:00.986	220.8	17:10:46.237

5	Dimitrios Tsimpris	R	Dallara F317 Piedrafita Tsimpris Motorsport
----------	--------------------	---	---

Lap	D	Time	Sector 1	Sector 2	Sector 3	T. Spd	Elapsed
1		16:42:52.202 P	16:41:05.042	40.073	1:07.087		16:42:52.202
2		2:40.738	1:10.136	38.949	51.653		16:45:32.940
3		2:05.048	35.231	38.139	51.678	213.8	16:47:37.988
4		2:06.364	34.770	38.216	53.378	215.1	16:49:44.352
5		2:05.203	35.676	37.755	51.772	186.8	16:51:49.555
6		2:02.365	34.429	37.437	50.499	217.3	16:53:51.920
7		2:02.329	34.295	37.353	50.681	215.5	16:55:54.249
8		2:02.515	34.308	38.037	50.170	214.7	16:57:56.764
9		2:20.282 P	33.834	41.861	1:04.587	217.7	17:00:17.046
10		4:06.212	2:36.605	38.899	50.708		17:04:23.258
11		2:02.028	33.981	37.583	50.464	216.4	17:06:25.286
12		2:02.114	33.947	37.520	50.647	214.7	17:08:27.400
13		2:13.742 P	34.157	37.412	1:02.173	213.8	17:10:41.142

7			Dallara F317 Piedrafita RP Motorsport	8			Dallara F317 HWA Teo Martin Motorsport
----------	--	--	---	----------	--	--	---

Lap	D	Time	Sector 1	Sector 2	Sector 3	T. Spd	Elapsed
1		16:42:23.636 P	16:40:41.510	39.497	1:02.629		16:42:23.636
2		2:52.565 P	1:08.754	37.486	1:06.325		16:45:16.201
3		2:34.314	1:07.628	37.087	49.599		16:47:50.515
4		1:58.503	33.023	36.398	49.082	223.6	16:49:49.018
5		1:59.810	32.866	36.881	50.063	221.3	16:51:48.828
6		1:58.254	32.782	36.573	48.899	222.2	16:53:47.082
7		1:58.283	32.629	36.678	48.976	224.0	16:55:45.365
8		1:58.002	32.475	36.681	48.846	222.6	16:57:43.367
9		1:57.892	32.449	36.437	49.006	225.4	16:59:41.259
10		1:58.107	32.380	36.588	49.139	223.1	17:01:39.366
11		1:58.644	32.747	36.705	49.192	224.0	17:03:38.010
12		1:58.434	32.708	36.539	49.187	224.0	17:05:36.444
13		2:01.980	32.592	36.537	52.851	221.7	17:07:38.424
14		1:58.628	32.767	36.721	49.140	221.3	17:09:37.052
15		2:13.016 P	32.732	37.495	1:02.789	222.6	17:11:50.068

8			Dallara F317 HWA Teo Martin Motorsport
----------	--	--	---

Lap	D	Time	Sector 1	Sector 2	Sector 3	T. Spd	Elapsed
1		16:42:44.865 P	16:40:55.596	40.963	1:08.306		16:42:44.865
2		3:22.781	1:54.758	37.499	50.524		16:46:07.646
3		2:00.363	33.238	37.009	50.116	221.7	16:48:08.009
4		1:59.925	33.567	36.826	49.532	223.6	16:50:07.934
5		1:58.415	32.886	36.558	48.971	220.8	16:52:06.349
6		1:58.581	32.698	36.861	49.022	222.6	16:54:04.930
7		1:57.917	32.526	36.752	48.639	225.0	16:56:02.847
8		1:57.976	32.618	36.625	48.733	224.5	16:58:00.823
9		2:01.154	32.605	36.635	51.914	228.8	17:00:01.977
10		1:57.523	32.412	36.376	48.735	225.0	17:01:59.500
11		1:57.676	32.415	36.436	48.825	225.9	17:03:57.176
12		1:58.104	32.459	36.315	49.330	226.4	17:05:55.280
13		1:57.560	32.309	36.301	48.950	225.0	17:07:52.840
14		2:05.275 P	32.618	36.789	55.868	224.0	17:09:58.115

11	Teppej Natori	R	Dallara F317 Spiess Carlin Motorsport
-----------	---------------	---	--

Lap	D	Time	Sector 1	Sector 2	Sector 3	T. Spd	Elapsed
1		16:42:35.252 P	16:40:48.811	39.220	1:07.221		16:42:35.252
2		5:44.566 P	1:36.414	37.348	3:30.804		16:48:19.818
3		2:31.651	58.702	39.294	53.655		16:50:51.469
4		2:15.074	36.731	38.735	59.608	192.5	16:53:06.543
5		1:59.020	33.129	36.469	49.422	216.0	16:55:05.563
6		1:57.942	32.680	36.444	48.818	219.5	16:57:03.505
7		1:57.473	32.444	36.250	48.779	221.3	16:59:00.978
8		2:04.781	32.383	36.174	56.224	220.8	17:01:05.759
9		1:57.244	32.287	36.160	48.797	219.5	17:03:03.003
10		2:11.957	38.561	39.998	53.398	220.8	17:05:14.960
11		1:59.253	32.383	33.723	53.147	216.8	17:07:14.213
12		1:59.775	32.405	36.193	51.177	219.0	17:09:13.988
13			32.118	36.116		221.3	





Paul Ricard
Euroformula Open
Free Practice - 3
Lap Analysis



12 Christian Hahn Dallara F317 Spiess **20** Cameron Das Dallara F317 HWA
 Carlin Motorsport Fortec Motorsport

Lap	D	Time	Sector 1	Sector 2	Sector 3	T. Spd	Elapsed	Lap	D	Time	Sector 1	Sector 2	Sector 3	T. Spd	Elapsed
1		16:42:47.619	P 16:40:58.926	39.966	1:08.727		16:42:47.619	1		16:43:39.176	16:42:05.621	39.741	53.814		16:43:39.176
2		3:52.235	P 2:06.246	42.320	1:03.669		16:46:39.854	2		2:08.617	36.986	38.281	53.350	218.1	16:45:47.793
3		4:19.674	P 1:05.082	37.227	2:37.365		16:50:59.528	3		2:10.119	34.826	41.913	53.380	220.8	16:47:57.912
4		2:34.458	57.951	41.253	55.254		16:53:33.986	4		2:01.401	33.896	37.009	50.496	225.0	16:49:59.313
5		2:22.272	37.028	42.645	1:02.599	217.7	16:55:56.258	5		1:58.739	32.879	36.590	49.270	222.2	16:51:58.052
6		2:08.997	38.433	40.031	50.533	201.1	16:58:05.255	6		1:59.450	33.640	36.637	49.173	224.0	16:53:57.502
7		2:00.427	32.787	36.620	51.020	223.6	17:00:05.682	7		1:58.350	32.608	36.571	49.171	225.4	16:55:55.852
8		1:56.881	32.448	36.217	48.216	222.2	17:02:02.563	8		1:59.147	33.259	36.622	49.266	225.9	16:57:54.999
9		2:01.513	32.289	36.221	53.003	223.6	17:04:04.076	9		1:58.284	32.410	36.516	49.358	227.8	16:59:53.283
10		2:07.679	32.759	36.866	58.054	223.1	17:06:11.755	10		1:58.180	32.393	36.465	49.322	226.4	17:01:51.463
11		1:59.979	32.679	36.523	50.777	218.6	17:08:11.734	11		1:58.347	32.464	36.507	49.376	225.9	17:03:49.810
12		1:57.068	32.512	36.189	48.367	220.8	17:10:08.802	12			32.439	40.667		226.4	
13			32.476	36.319		220.8									

14 Yuki Tsunoda R Dallara F317 Spiess **21** Calan Williams Dallara F317 HWA
 Team Motopark Fortec Motorsport

Lap	D	Time	Sector 1	Sector 2	Sector 3	T. Spd	Elapsed	Lap	D	Time	Sector 1	Sector 2	Sector 3	T. Spd	Elapsed
1		16:43:13.694	P 16:41:24.164	40.144	1:09.386		16:43:13.694	1		16:43:21.329	16:41:21.755	52.542	1:07.032		16:43:21.329
2		3:50.525	2:11.803	37.276	1:01.446		16:47:04.219	2		2:20.518	44.075	41.875	54.568	205.7	16:45:41.847
3		1:59.021	33.122	36.445	49.454	217.7	16:49:03.240	3		2:03.544	34.739	37.251	51.554	220.8	16:47:45.391
4		1:58.592	32.990	36.518	49.084	219.0	16:51:01.832	4		1:59.479	33.302	36.572	49.605	223.1	16:49:44.870
5		1:58.481	32.908	36.650	48.923	219.5	16:53:00.313	5		1:59.143	33.078	36.669	49.396	221.3	16:51:44.013
6		1:58.679	32.708	36.597	49.374	219.9	16:54:58.992	6		1:58.915	32.904	36.893	49.118	221.7	16:53:42.928
7		1:59.679	32.536	36.480	50.663	220.4	16:56:58.671	7		1:59.058	33.031	36.734	49.293	223.6	16:55:41.986
8		1:58.721	33.425	36.644	48.652	228.3	16:58:57.392	8		1:58.077	32.669	36.492	48.916	222.6	16:57:40.063
9		1:58.989	32.556	36.633	49.800	225.9	17:00:56.381	9		1:58.038	32.430	36.510	49.098	225.4	16:59:38.101
10		1:58.062	32.779	36.522	48.761	220.8	17:02:54.443	10		2:02.625	32.551	36.689	53.385	222.6	17:01:40.726
11		1:58.048	32.429	36.437	49.182	227.3	17:04:52.491	11		1:58.384	32.805	36.441	49.138	226.4	17:03:39.110
12		1:57.862	32.550	36.506	48.806	228.8	17:06:50.353	12		1:58.426	32.608	36.511	49.307	227.8	17:05:37.536
13		1:57.302	32.457	36.414	48.431	219.0	17:08:47.655	13		2:02.126	32.597	36.586	52.943	225.0	17:07:39.662
14		2:14.439	P 32.324	36.589	1:05.526	221.7	17:11:02.094	14		2:03.810	32.773	36.663	54.374	225.0	17:09:43.472
15								15			35.998	48.434		222.2	

18 Julian Hanses Dallara F317 Spiess **26** Linus Lundqvist R Dallara F317 HWA
 Team Motopark Double R

Lap	D	Time	Sector 1	Sector 2	Sector 3	T. Spd	Elapsed	Lap	D	Time	Sector 1	Sector 2	Sector 3	T. Spd	Elapsed
1		16:43:26.954	16:41:48.501	42.228	56.225		16:43:26.954	1		16:42:33.684	P 16:40:46.017	39.578	1:08.089		16:42:33.684
2		2:04.128	36.302	37.314	50.512	190.4	16:45:31.082	2		3:04.977	P 1:27.630	37.641	59.706		16:45:38.661
3		2:15.235	P 33.268	37.673	1:04.294	218.6	16:47:46.317	3		2:47.070	1:20.906	36.828	49.336		16:48:25.731
4		2:34.125	1:06.968	36.874	50.283		16:50:20.442	4		1:58.689	32.908	36.536	49.245	225.4	16:50:24.420
5		1:59.811	33.050	36.906	49.855	220.8	16:52:20.253	5		1:58.123	32.986	36.246	48.891	223.6	16:52:22.543
6		1:58.515	32.817	36.600	49.098	219.0	16:54:18.768	6		1:58.000	32.901	36.253	48.846	225.4	16:54:20.543
7		1:58.860	32.867	36.668	49.325	220.4	16:56:17.628	7		1:57.626	32.643	36.242	48.741	226.8	16:56:18.169
8		2:00.626	32.947	38.322	49.357	221.3	16:58:18.254	8		1:57.848	32.906	36.338	48.604	230.7	16:58:16.017
9		2:00.668	32.969	36.696	51.003	225.0	17:00:18.922	9		1:57.773	32.555	36.439	48.779	228.3	17:00:13.790
10		1:59.158	33.075	36.732	49.351	221.7	17:02:18.080	10		1:57.457	32.499	36.247	48.711	226.4	17:02:11.247
11		1:58.712	32.657	36.701	49.354	221.3	17:04:16.792	11		1:57.522	32.395	36.316	48.811	227.3	17:04:08.769
12		1:58.898	32.603	36.811	49.484	222.2	17:06:15.690	12		1:58.030	32.580	36.327	49.123	226.4	17:06:06.799
13		1:59.494	32.846	36.887	49.761	221.7	17:08:15.184	13		1:57.734	32.436	36.268	49.030	225.0	17:08:04.533
14		1:58.203	32.580	36.641	48.982	221.7	17:10:13.387	14		2:08.486	P 33.580	36.823	58.083	224.0	17:10:13.019
15		2:11.632	P 32.855	37.177	1:01.600	220.4	17:12:25.019								





Paul Ricard
Euroformula Open
Free Practice - 3
Lap Analysis



30

Liam Lawson

R

Dallara F317 Spiess **51**

Aldo Festante

Dallara F317 HWA

Team Motopark

Teo Martin Motorsport

Lap	D	Time	Sector 1	Sector 2	Sector 3	T. Spd	Elapsed	Lap	D	Time	Sector 1	Sector 2	Sector 3	T. Spd	Elapsed
1		16:43:27.393 P	16:41:41.880	41.124	1:04.389		16:43:27.393	1		16:42:37.589 P	16:40:52.384	38.539	1:06.666		16:42:37.589
2		3:37.764	2:08.583	37.567	51.614		16:47:05.157	2		3:14.499	1:46.506	37.332	50.661		16:45:52.088
3		1:58.994	33.143	36.490	49.361	225.4	16:49:04.151	3		2:00.124	33.328	37.070	49.726	221.7	16:47:52.212
4		1:58.356	32.944	36.445	48.967	224.5	16:51:02.507	4		1:58.957	32.849	36.687	49.421	225.9	16:49:51.169
5		1:58.349	32.776	36.646	48.927	226.4	16:53:00.856	5		2:02.166	32.538	38.106	51.522	223.6	16:51:53.335
6		1:58.582	32.564	36.589	49.429	227.3	16:54:59.438	6		2:00.333	33.872	36.918	49.543	222.2	16:53:53.668
7		1:58.945	32.490	36.351	50.104	229.2	16:56:58.383	7		2:06.742	33.155	37.101	56.486	226.8	16:56:00.410
8		1:58.302	33.081	36.450	48.771	224.5	16:58:56.685	8		1:59.292	33.243	36.665	49.384	223.6	16:57:59.702
9		1:59.815	32.429	36.465	50.921	224.5	17:00:56.500	9		1:57.769	32.438	36.529	48.802	226.4	16:59:57.471
10		1:57.398	32.062	36.449	48.887	224.5	17:02:53.898	10		1:58.517	32.540	36.358	49.619	225.9	17:01:55.988
11		1:58.253	32.383	36.341	49.529	228.8	17:04:52.151	11		1:57.857	32.376	36.548	48.933	228.3	17:03:53.845
12		1:58.846	32.396	36.369	50.081	222.6	17:06:50.997	12		1:57.684	32.338	36.469	48.877	226.4	17:05:51.529
13		1:57.726	32.486	36.498	48.742	225.9	17:08:48.723	13		1:57.448	32.168	36.348	48.932	224.0	17:07:48.977
14		2:12.080 P	32.602	36.616	1:02.862	225.4	17:11:00.803	14		2:06.870 P	32.995	36.871	57.004	224.0	17:09:55.847

31

Billy Monger

R

Dallara F317 Spiess **63**

Nicolai Kjaergaard

R

Dallara F317 Spiess

Carlin Motorsport

Carlin Motorsport

Lap	D	Time	Sector 1	Sector 2	Sector 3	T. Spd	Elapsed	Lap	D	Time	Sector 1	Sector 2	Sector 3	T. Spd	Elapsed
1		16:42:50.358 P	16:41:00.463	41.684	1:08.211		16:42:50.358	1		16:42:41.111	16:41:07.036	39.486	54.589		16:42:41.111
2		4:07.608 P	2:26.949	38.791	1:01.868		16:46:57.966	2		2:05.327	35.311	38.403	51.613	215.1	16:44:46.438
3		4:35.667 P	1:06.944	37.329	2:51.394		16:51:33.633	3		4:27.848 P	37.854	41.930	3:08.064	191.4	16:49:14.286
4		2:33.100	59.812	40.028	53.260		16:54:06.733	4		2:40.926	59.721	44.202	57.003		16:51:55.212
5		2:04.156	34.836	38.536	50.784	219.0	16:56:10.889	5		2:10.734	37.478	39.355	53.901	205.7	16:54:05.946
6		2:01.445	33.956	36.966	50.523	218.6	16:58:12.334	6		2:03.521	34.649	38.107	50.765	223.1	16:56:09.467
7		1:59.068	32.998	36.696	49.374	220.4	17:00:11.402	7		1:59.873	33.570	36.758	49.545	218.6	16:58:09.340
8		1:58.183	32.599	36.390	49.194	219.0	17:02:09.585	8		1:59.502	32.982	36.641	49.879	222.2	17:00:08.842
9		2:04.024	32.654	40.529	50.841	219.5	17:04:13.609	9		1:58.268	32.826	36.393	49.049	221.3	17:02:07.110
10		2:00.605	32.487	36.628	51.490	219.0	17:06:14.214	10		1:57.880	32.547	36.385	48.948	222.2	17:04:04.990
11		1:59.704	32.921	35.711	51.072	218.1	17:08:13.918	11		2:12.376	37.272	41.537	53.567	224.0	17:06:17.366
12		2:02.449	32.441	37.281	52.727	217.7	17:10:16.367	12		1:58.337	32.828	36.268	49.241	220.4	17:08:15.703
13			32.563	36.728		218.6		13			34.921	40.193		208.8	

33

Marino Sato

Dallara F317 Spiess **66**

Petru Florescu

Dallara F317

Piedrafita

Team Motopark

Drivex School

Lap	D	Time	Sector 1	Sector 2	Sector 3	T. Spd	Elapsed	Lap	D	Time	Sector 1	Sector 2	Sector 3	T. Spd	Elapsed
1		16:43:17.799 P	16:41:26.710	41.105	1:09.984		16:43:17.799	1		16:42:31.142 P	16:40:46.458	40.647	1:04.037		16:42:31.142
2		4:18.250	2:50.985	37.591	49.674		16:47:36.049	2		2:50.313 P	1:12.968	37.916	59.429		16:45:21.455
3		1:59.148	33.141	36.525	49.482	220.8	16:49:35.197	3		2:49.460 P	1:13.736	37.605	58.119		16:48:10.915
4		2:01.018	34.185	37.085	49.748	218.6	16:51:36.215	4		7:39.669	6:08.173	40.098	51.398		16:55:50.584
5		2:02.337	32.815	39.237	50.285	220.8	16:53:38.552	5		2:01.802	34.613	37.193	49.996	222.2	16:57:52.386
6		1:58.693	33.258	36.970	48.465	221.3	16:55:37.245	6		1:59.023	32.950	36.654	49.419	225.0	16:59:51.409
7		1:58.088	32.692	36.649	48.747	221.3	16:57:35.333	7		2:03.339	32.685	36.606	54.048	224.0	17:01:54.748
8		1:57.826	32.627	36.650	48.549	223.1	16:59:33.159	8		2:03.924	32.783	38.093	53.048	225.0	17:03:58.672
9		1:59.239	32.667	36.462	50.110	221.3	17:01:32.398	9		1:58.616	32.514	36.354	49.748	226.4	17:05:57.288
10		1:57.881	32.548	36.492	48.841	222.6	17:03:30.279	10		1:58.089	32.401	36.446	49.242	225.4	17:07:55.377
11		1:57.427	32.580	36.286	48.561	223.1	17:05:27.706	11		1:58.579	32.750	36.354	49.475	224.0	17:09:53.956
12		1:57.355	32.638	36.239	48.478	220.8	17:07:25.061	12		2:13.469 P	33.663	36.675	1:03.131	222.6	17:12:07.425
13		1:57.210	32.618	36.236	48.356	220.8	17:09:22.271								
14		2:13.739 P	32.494	36.541	1:04.704	222.6	17:11:36.010								





Paul Ricard
Euroformula Open
Free Practice - 3
Lap Analysis



77

Guilherme Samaia

Dallara F317 HWA

Teo Martin Motorsport

Lap	D	Time	Sector 1	Sector 2	Sector 3	T. Spd	Elapsed
1		16:42:48.236 P	16:41:01.297	39.646	1:07.293		16:42:48.236
2		3:40.732	2:13.678	37.053	50.001		16:46:28.968
3		1:58.825	32.879	36.594	49.352	221.3	16:48:27.793
4		1:58.528	32.684	36.518	49.326	225.0	16:50:26.321
5		1:58.278	32.564	36.499	49.215	222.6	16:52:24.599
6		1:57.232	32.293	36.423	48.516	224.5	16:54:21.831
7		1:57.173	32.228	36.256	48.689	226.4	16:56:19.004
8		1:58.043	32.609	36.599	48.835	227.3	16:58:17.047
9		1:58.489	32.373	36.609	49.507	227.3	17:00:15.536
10		1:57.402	32.233	36.508	48.661	225.9	17:02:12.938
11		1:57.916	32.197	36.539	49.180	225.4	17:04:10.854
12		2:01.066	32.790	36.883	51.393	226.8	17:06:11.920
13		2:13.529 P	37.384	38.857	57.288	190.8	17:08:25.449
14		2:39.155 P	57.590	37.337	1:04.228		17:11:04.604

99

Rui Andrade

R

Dallara F317

Piedrafita

Drivex School

Lap	D	Time	Sector 1	Sector 2	Sector 3	T. Spd	Elapsed
1		16:44:07.155	16:42:27.950	43.274	55.931		16:44:07.155
2		2:08.170	36.204	39.250	52.716	199.2	16:46:15.325
3		2:02.891	34.146	37.692	51.053	218.1	16:48:18.216
4		2:01.094	33.770	37.033	50.291	220.8	16:50:19.310
5		2:08.758	33.741	37.680	57.337	218.1	16:52:28.068
6		2:23.238	33.902	36.987	1:12.349	219.5	16:54:51.306
7		2:01.035	33.851	37.037	50.147	218.1	16:56:52.341
8		2:00.756	33.511	37.117	50.128	219.9	16:58:53.097
9		2:00.354	33.393	37.004	49.957	219.9	17:00:53.451
10		1:59.879	33.166	36.998	49.715	219.9	17:02:53.330
11		2:02.490	35.237	37.123	50.130	219.9	17:04:55.820
12		1:59.611	33.061	36.866	49.684	219.9	17:06:55.431
13		1:59.560	33.101	36.815	49.644	219.5	17:08:54.991
14		2:11.967 P	32.844	36.907	1:02.216	220.8	17:11:06.958





Paul Ricard
Euroformula Open
Free Practice - 3
Best Sectors Results



Sector - 1				Sector - 2				Sector - 3				Ideal Lap vs Best Lap				
Clas	Nº	Driver	Time	Nº	Driver	Time	Nº	Driver	Time	Clas	Nº	Driver	Ideal Lap	Best Lap	Clas	
1	30	Liam Lawson	32.062	11	Teppei Natori	33.723	12	Christian Hahn	48.216	1	11	Teppei Natori	1:54.620	1:57.244	4	
2	11	Teppei Natori	32.118	31	Billy Monger	35.711	33	Marino Sato	48.356	2	12	Christian Hahn	1:56.694	1:56.881	1	
3	51	Aldo Festante	32.168	3	Pierre Louis Chovet	35.807	14	Yuki Tsunoda	48.431	3	77	Guilherme Samaia	1:56.969	1:57.173	2	
4	77	Guilherme Samaia	32.197	12	Christian Hahn	36.189	77	Guilherme Samaia	48.516	4	33	Marino Sato	1:57.086	1:57.210	3	
5	12	Christian Hahn	32.289	33	Marino Sato	36.236	26	Linus Lundqvist	48.604	5	30	Liam Lawson	1:57.145	1:57.398	6	
6	8	Lukas Dunner	32.309	26	Linus Lundqvist	36.242	8	Lukas Dunner	48.639	6	14	Yuki Tsunoda	1:57.169	1:57.302	5	
7	14	Yuki Tsunoda	32.324	77	Guilherme Samaia	36.256	30	Liam Lawson	48.742	7	26	Linus Lundqvist	1:57.241	1:57.457	8	
8	7	Jack Doohan	32.380	63	Nicolai Kjaergaard	36.268	11	Teppei Natori	48.779	8	8	Lukas Dunner	1:57.249	1:57.523	9	
9	20	Cameron Das	32.393	8	Lukas Dunner	36.301	51	Aldo Festante	48.802	9	51	Aldo Festante	1:57.318	1:57.448	7	
10	26	Linus Lundqvist	32.395	30	Liam Lawson	36.341	7	Jack Doohan	48.846	10	31	Billy Monger	1:57.346	1:58.183	15	
11	66	Petru Florescu	32.401	51	Aldo Festante	36.348	21	Calan Williams	48.916	11	7	Jack Doohan	1:57.624	1:57.892	11	
12	21	Calan Williams	32.430	66	Petru Florescu	36.354	63	Nicolai Kjaergaard	48.948	12	63	Nicolai Kjaergaard	1:57.763	1:57.880	10	
13	31	Billy Monger	32.441	7	Jack Doohan	36.398	18	Julian Hanses	48.982	13	21	Calan Williams	1:57.787	1:58.038	12	
14	33	Marino Sato	32.494	14	Yuki Tsunoda	36.414	20	Cameron Das	49.171	14	66	Petru Florescu	1:57.997	1:58.089	13	
15	63	Nicolai Kjaergaard	32.547	21	Calan Williams	36.441	31	Billy Monger	49.194	15	20	Cameron Das	1:58.029	1:58.180	14	
16	1	Javier Gonzalez	32.578	20	Cameron Das	36.465	66	Petru Florescu	49.242	16	18	Julian Hanses	1:58.162	1:58.203	16	
17	18	Julian Hanses	32.580	1	Javier Gonzalez	36.564	2	Artem Petrov	49.540	17	3	Pierre Louis Chovet	1:58.512	1:59.587	20	
18	2	Artem Petrov	32.654	18	Julian Hanses	36.600	1	Javier Gonzalez	49.567	18	1	Javier Gonzalez	1:58.709	1:58.964	17	
19	99	Rui Andrade	32.844	2	Artem Petrov	36.805	99	Rui Andrade	49.644	19	2	Artem Petrov	1:58.999	1:59.002	18	
20	3	Pierre Louis Chovet	33.059	99	Rui Andrade	36.815	3	Pierre Louis Chovet	49.646	20	99	Rui Andrade	1:59.303	1:59.560	19	
21	5	Dimitrios Tsimpris	33.834	5	Dimitrios Tsimpris	37.353	5	Dimitrios Tsimpris	50.170	21	5	Dimitrios Tsimpris	2:01.357	2:02.028	21	



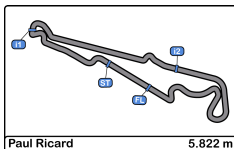


Paul Ricard
Euroformula Open
Free Practice - 3
Best 5 Lap Times



Cls	Nº	Entrant	Nat	Driver	Nat	Cat	Cls	Chassis - Engine	Team	Best 1		Best 2		Best 3		Best 4		Best 5	
										Time	Lap	Time	Lap	Time	Lap	Time	Lap	Time	Lap
1	12	Carlin Motorsport	GBR	Christian Hahn	BRA			Dallara F317 Spiess	Carlin Motorsport	1:56.881	8	1:57.068	12	1:59.979	11	2:00.427	7	2:01.513	9
2	77	Teo Martin Motorsport	ESP	Guilherme Samaia	BRA			Dallara F317 HWA	Teo Martin Motorsport	1:57.173	7	1:57.232	6	1:57.402	10	1:57.916	11	1:58.043	8
3	33	Team Motopark	DEU	Marino Sato	JPN			Dallara F317 Spiess	Team Motopark	1:57.210	13	1:57.355	12	1:57.427	11	1:57.826	8	1:57.881	10
4	11	Carlin Motorsport	GBR	Teppei Natori	JPN	R	1	Dallara F317 Spiess	Carlin Motorsport	1:57.244	9	1:57.473	7	1:57.942	6	1:59.020	5	1:59.253	11
5	14	Team Motopark	DEU	Yuki Tsunoda	JPN	R	2	Dallara F317 Spiess	Team Motopark	1:57.302	13	1:57.862	12	1:58.048	11	1:58.062	10	1:58.481	5
6	30	Team Motopark	DEU	Liam Lawson	NZL	R	3	Dallara F317 Spiess	Team Motopark	1:57.398	10	1:57.726	13	1:58.253	11	1:58.302	8	1:58.349	5
7	51	Teo Martin Motorsport	ESP	Aldo Festante	ITA			Dallara F317 HWA	Teo Martin Motorsport	1:57.448	13	1:57.684	12	1:57.769	9	1:57.857	11	1:58.517	10
8	26	Double R	GBR	Linus Lundqvist	SWE	R	4	Dallara F317 HWA	Double R	1:57.457	10	1:57.522	11	1:57.626	7	1:57.734	13	1:57.773	9
9	8	Teo Martin Motorsport	ESP	Lukas Dunner	AUT			Dallara F317 HWA	Teo Martin Motorsport	1:57.523	10	1:57.560	13	1:57.676	11	1:57.917	7	1:57.976	8
10	63	Carlin Motorsport	GBR	Nicolai Kjaergaard	DNK	R	5	Dallara F317 Spiess	Carlin Motorsport	1:57.880	10	1:58.268	9	1:58.337	12	1:59.502	8	1:59.873	7
11	7	Double R	GBR	Jack Doohan	AUS	R	6	Dallara F317 HWA	Double R	1:57.892	9	1:58.002	8	1:58.107	10	1:58.254	6	1:58.283	7
12	21	Fortec Motorsport	GBR	Calan Williams	AUS			Dallara F317 HWA	Fortec Motorsport	1:58.038	9	1:58.077	8	1:58.384	11	1:58.426	12	1:58.915	6
13	66	Drivex School	ESP	Petru Florescu	ROU			Dallara F317 Piedrafita	Drivex School	1:58.089	10	1:58.579	11	1:58.616	9	1:59.023	6	2:01.802	5
14	20	Fortec Motorsport	GBR	Cameron Das	USA			Dallara F317 HWA	Fortec Motorsport	1:58.180	10	1:58.284	9	1:58.347	11	1:58.350	7	1:58.739	5
15	31	Carlin Motorsport	GBR	Billy Monger	GBR	R	7	Dallara F317 Spiess	Carlin Motorsport	1:58.183	8	1:59.068	7	1:59.704	11	2:00.605	10	2:01.445	6
16	18	Team Motopark	DEU	Julian Hanses	DEU			Dallara F317 Spiess	Team Motopark	1:58.203	14	1:58.515	6	1:58.712	11	1:58.860	7	1:58.898	12
17	1	RP Motorsport	ITA	Javier Gonzalez	MEX	R	8	Dallara F317 Piedrafita	RP Motorsport	1:58.964	8	1:58.985	9	1:59.487	6	1:59.737	7	2:07.128	5
18	2	RP Motorsport	ITA	Artem Petrov	RUS			Dallara F317 Piedrafita	RP Motorsport	1:59.002	8	1:59.426	7	1:59.692	6	2:01.167	5	2:18.471	9
19	99	Drivex School	ESP	Rui Andrade	AGO	R	9	Dallara F317 Piedrafita	Drivex School	1:59.560	13	1:59.611	12	1:59.879	10	2:00.354	9	2:00.756	8
20	3	RP Motorsport	ITA	Pierre Louis Chovet	FRA	R	10	Dallara F317 Piedrafita	RP Motorsport	1:59.587	9	2:00.051	8	2:00.475	6	2:00.484	7	2:03.460	5
21	5	Tsimpris Motorsport	GRC	Dimitrios Tsimpris	GRC	R	11	Dallara F317 Piedrafita	Tsimpris Motorsport	2:02.028	11	2:02.114	12	2:02.329	7	2:02.365	6	2:02.515	8





Paul Ricard
Euroformula Open
Free Practice - 3
Best 5 Top Speeds



Cls	Nº	Entrant	Nat	Driver	Nat	Cat	Cls	Chassis - Engine	Team	Top 1		Top 2		Top 3		Top 4		Top 5		Avg
										Km/h	Lap	Km/h	Lap	Km/h	Lap	Km/h	Lap	Km/h	Lap	
1	26	Double R	GBR	Linus Lundqvist	SWE	R	1	Dallara F317 HWA	Double R	230.7	8	228.3	9	227.3	11	226.8	7	226.4	10	227.9
2	30	Team Motopark	DEU	Liam Lawson	NZL	R	2	Dallara F317 Spiess	Team Motopark	229.2	7	228.8	11	227.3	6	226.4	5	225.9	13	227.5
3	8	Teo Martin Motorsport	ESP	Lukas Dunner	AUT			Dallara F317 HWA	Teo Martin Motorsport	228.8	9	226.4	12	225.9	11	225.0	7	225.0	10	226.2
4	14	Team Motopark	DEU	Yuki Tsunoda	JPN	R	3	Dallara F317 Spiess	Team Motopark	228.8	12	228.3	8	227.3	11	225.9	9	221.7	14	226.4
5	51	Teo Martin Motorsport	ESP	Aldo Festante	ITA			Dallara F317 HWA	Teo Martin Motorsport	228.3	11	226.8	7	226.4	9	226.4	12	225.9	4	226.7
6	20	Fortec Motorsport	GBR	Cameron Das	USA			Dallara F317 HWA	Fortec Motorsport	227.8	9	226.4	10	226.4	12	225.9	8	225.9	11	226.5
7	21	Fortec Motorsport	GBR	Calan Williams	AUS			Dallara F317 HWA	Fortec Motorsport	227.8	12	226.4	11	225.4	9	225.0	13	225.0	14	225.9
8	77	Teo Martin Motorsport	ESP	Guilherme Samaia	BRA			Dallara F317 HWA	Teo Martin Motorsport	227.3	8	227.3	9	226.8	12	226.4	7	225.9	10	226.7
9	66	Drivex School	ESP	Petru Florescu	ROU			Dallara F317 Piedrafita	Drivex School	226.4	9	225.4	10	225.0	6	225.0	8	224.0	7	225.1
10	7	Double R	GBR	Jack Doohan	AUS	R	4	Dallara F317 HWA	Double R	225.4	9	224.0	7	224.0	11	224.0	12	223.6	4	224.2
11	18	Team Motopark	DEU	Julian Hanes	DEU			Dallara F317 Spiess	Team Motopark	225.0	9	222.2	12	221.7	10	221.7	13	221.7	14	222.5
12	63	Carlin Motorsport	GBR	Nicolai Kjaergaard	DNK	R	5	Dallara F317 Spiess	Carlin Motorsport	224.0	11	223.1	6	222.2	8	222.2	10	221.3	9	222.5
13	12	Carlin Motorsport	GBR	Christian Hahn	BRA			Dallara F317 Spiess	Carlin Motorsport	223.6	7	223.6	9	223.1	10	222.2	8	220.8	12	222.6
14	33	Team Motopark	DEU	Marino Sato	JPN			Dallara F317 Spiess	Team Motopark	223.1	8	223.1	11	222.6	10	222.6	14	221.3	6	222.5
15	2	RP Motorsport	ITA	Artem Petrov	RUS			Dallara F317 Piedrafita	RP Motorsport	222.6	6	222.2	8	220.8	7	220.8	9	219.0	5	221.1
16	1	RP Motorsport	ITA	Javier Gonzalez	MEX	R	6	Dallara F317 Piedrafita	RP Motorsport	221.3	9	220.8	6	220.8	7	220.8	8	220.4	10	220.8
17	3	RP Motorsport	ITA	Pierre Louis Chovet	FRA	R	7	Dallara F317 Piedrafita	RP Motorsport	221.3	8	220.8	7	220.8	10	220.4	6	219.0	9	220.5
18	11	Carlin Motorsport	GBR	Teppei Natori	JPN	R	8	Dallara F317 Spiess	Carlin Motorsport	221.3	7	221.3	13	220.8	8	220.8	10	219.5	6	220.7
19	99	Drivex School	ESP	Rui Andrade	AGO	R	9	Dallara F317 Piedrafita	Drivex School	220.8	4	220.8	14	219.9	8	219.9	9	219.9	10	220.3
20	31	Carlin Motorsport	GBR	Billy Monger	GBR	R	10	Dallara F317 Spiess	Carlin Motorsport	220.4	7	219.5	9	219.0	5	219.0	8	219.0	10	219.4
21	5	Tsimpris Motorsport	GRC	Dimitrios Tsimpris	GRC	R	11	Dallara F317 Piedrafita	Tsimpris Motorsport	217.7	9	217.3	6	216.4	11	215.5	7	215.1	4	216.4





Paul Ricard
Euroformula Open
Free Practice - 3
Fastest Laps Sequence



Lap	Time of Day	Session Time	Nº	Entrant	Nat	Driver	Nat	Cat	Chassis - Engine	Team	Time	Km/h
2	16:44:46.438	4:46.438	63	Carlin Motorsport	GBR	Nicolai Kjaergaard	DNK	R	Dallara F317 Spiess	Carlin Motorsport	2:05.327	167.2
2	16:45:31.082	5:31.082	18	Team Motopark	DEU	Julian Hanses	DEU		Dallara F317 Spiess	Team Motopark	2:04.128	168.8
3	16:47:45.391	7:45.391	21	Fortec Motorsport	GBR	Calan Williams	AUS		Dallara F317 HWA	Fortec Motorsport	2:03.544	169.6
3	16:47:52.212	7:52.212	51	Teo Martin	ESP	Aldo Festante	ITA		Dallara F317 HWA	Teo Martin	2:00.124	174.4
3	16:48:27.793	8:27.793	77	Teo Martin	ESP	Guilherme Samaia	BRA		Dallara F317 HWA	Teo Martin	1:58.825	176.3
4	16:49:49.018	9:49.018	7	Double R	GBR	Jack Doohan	AUS	R	Dallara F317 HWA	Double R	1:58.503	176.8
4	16:51:02.507	11:02.507	30	Team Motopark	DEU	Liam Lawson	NZL	R	Dallara F317 Spiess	Team Motopark	1:58.356	177.0
5	16:52:22.543	12:22.543	26	Double R	GBR	Linus Lundqvist	SWE	R	Dallara F317 HWA	Double R	1:58.123	177.4
6	16:54:20.543	14:20.543	26	Double R	GBR	Linus Lundqvist	SWE	R	Dallara F317 HWA	Double R	1:58.000	177.6
6	16:54:21.831	14:21.831	77	Teo Martin	ESP	Guilherme Samaia	BRA		Dallara F317 HWA	Teo Martin	1:57.232	178.7
7	16:56:19.004	16:19.004	77	Teo Martin	ESP	Guilherme Samaia	BRA		Dallara F317 HWA	Teo Martin	1:57.173	178.8
8	17:02:02.563	22:02.563	12	Carlin Motorsport	GBR	Christian Hahn	BRA		Dallara F317 Spiess	Carlin Motorsport	1:56.881	179.3



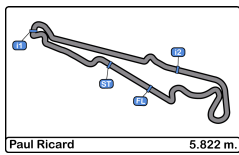


Paul Ricard
Euroformula Open
Free Practice - 3
Event Best Maximum Speed



Nº	Entrant	Nat	Driver	Nat	Cat	Clas	Chassis - Engine	Team	Km/h	Session
26	Double R		Linus Lundqvist		R	1	Dallara F317 HWA	Double R	230.7	Free Practice - 3
3	RP Motorsport		Pierre Louis Chovet		R	2	Dallara F317 Piedrafita	RP Motorsport	230.2	Free Practice - 2
30	Team Motopark		Liam Lawson		R	3	Dallara F317 Spiess	Team Motopark	229.2	Free Practice - 3
8	Teo Martin		Lukas Dunner				Dallara F317 HWA	Teo Martin	228.8	Free Practice - 3
14	Team Motopark		Yuki Tsunoda		R	4	Dallara F317 Spiess	Team Motopark	228.8	Free Practice - 3
20	Fortec Motorsport		Cameron Das				Dallara F317 HWA	Fortec Motorsport	228.3	Free Practice - 2
51	Teo Martin		Aldo Festante				Dallara F317 HWA	Teo Martin	228.3	Free Practice - 3
21	Fortec Motorsport		Calan Williams				Dallara F317 HWA	Fortec Motorsport	227.8	Free Practice - 3
77	Teo Martin		Guilherme Samaia				Dallara F317 HWA	Teo Martin	227.3	Free Practice - 3
7	Double R		Jack Doohan		R	5	Dallara F317 HWA	Double R	226.8	Free Practice - 2
66	Drivex School		Petru Florescu				Dallara F317 Piedrafita	Drivex School	226.4	Free Practice - 3
99	Drivex School		Rui Andrade		R	6	Dallara F317 Piedrafita	Drivex School	225.4	Free Practice - 1
12	Carlin Motorsport		Christian Hahn				Dallara F317 Spiess	Carlin Motorsport	225.4	Free Practice - 2
18	Team Motopark		Julian Hanses				Dallara F317 Spiess	Team Motopark	225.0	Free Practice - 3
2	RP Motorsport		Artem Petrov				Dallara F317 Piedrafita	RP Motorsport	224.0	Free Practice - 2
63	Carlin Motorsport		Nicolai Kjaergaard		R	7	Dallara F317 Spiess	Carlin Motorsport	224.0	Free Practice - 3
33	Team Motopark		Marino Sato				Dallara F317 Spiess	Team Motopark	223.6	Free Practice - 2
1	RP Motorsport		Javier Gonzalez		R	8	Dallara F317 Piedrafita	RP Motorsport	222.6	Free Practice - 2
11	Carlin Motorsport		Teppei Natori		R	9	Dallara F317 Spiess	Carlin Motorsport	222.2	Free Practice - 2
31	Carlin Motorsport		Billy Monger		R	10	Dallara F317 Spiess	Carlin Motorsport	220.4	Free Practice - 3
5	Tsimpris Motorsport		Dimitrios Tsimpris		R	11	Dallara F317 Piedrafita	Tsimpris Motorsport	217.7	Free Practice - 3





Paul Ricard
Euroformula Open
Free Practice - 3
Pit Stop Analysis



1 Javier Gonzalez R RP Motorsport
 Dallara F317 Piedrafita

Nr.	In Day Time	In Time	Out Time	Pit Time	T. Pit Time	Handicap	Penalty
1	16:45:00.119	16:45:00.119	16:46:06.572	1:06.453	1:06.453		
2	16:48:36.794	16:48:36.794	16:49:05.633	28.839	1:35.292		
3	16:51:27.308	16:51:27.308	16:55:56.334	4:29.026	6:04.318		

2 Artem Petrov RP Motorsport
 Dallara F317 Piedrafita

Nr.	In Day Time	In Time	Out Time	Pit Time	T. Pit Time	Handicap	Penalty
1	16:43:52.386	16:43:52.386	16:45:10.024	1:17.638	1:17.638		
2	16:47:30.744	16:47:30.744	16:48:04.577	33.833	1:51.471		
3	16:50:21.836	16:50:21.836	16:53:45.801	3:23.965	5:15.436		

3 Pierre Louis Chovet R RP Motorsport
 Dallara F317 Piedrafita

Nr.	In Day Time	In Time	Out Time	Pit Time	T. Pit Time	Handicap	Penalty
1	16:43:35.933	16:43:35.933	16:45:06.248	1:30.315	1:30.315		
2	16:47:25.241	16:47:25.241	16:47:55.728	30.487	2:00.802		
3	16:50:15.823	16:50:15.823	16:55:45.729	5:29.906	7:30.708		

5 Dimitrios Tsimpris R Tsimpris Motorsport
 Dallara F317 Piedrafita

Nr.	In Day Time	In Time	Out Time	Pit Time	T. Pit Time	Handicap	Penalty
1	16:42:43.110	16:42:43.110	16:43:27.377	44.267	44.267		
2	17:00:08.279	17:00:08.279	17:02:21.126	2:12.847	2:57.114		

7 Jack Doohan R Double R
 Dallara F317 HWA

Nr.	In Day Time	In Time	Out Time	Pit Time	T. Pit Time	Handicap	Penalty
1	16:42:13.587	16:42:13.587	16:42:44.757	31.170	31.170		
2	16:45:04.280	16:45:04.280	16:45:40.980	36.700	1:07.870		

8 Lukas Dunner Teo Martin Motorsport
 Dallara F317 HWA

Nr.	In Day Time	In Time	Out Time	Pit Time	T. Pit Time	Handicap	Penalty
1	16:42:32.301	16:42:32.301	16:43:48.469	1:16.168	1:16.168		

11 Teppei Natori R Carlin Motorsport
 Dallara F317 Spiess

Nr.	In Day Time	In Time	Out Time	Pit Time	T. Pit Time	Handicap	Penalty
1	16:42:25.485	16:42:25.485	16:43:29.424	1:03.939	1:03.939		
2	16:45:39.613	16:45:39.613	16:48:37.566	2:57.953	4:01.892		

12 Christian Hahn Carlin Motorsport
 Dallara F317 Spiess

Nr.	In Day Time	In Time	Out Time	Pit Time	T. Pit Time	Handicap	Penalty
1	16:42:36.820	16:42:36.820	16:44:10.079	1:33.259	1:33.259		
2	16:46:29.933	16:46:29.933	16:47:02.263	32.330	2:05.589		
3	16:49:12.914	16:49:12.914	16:51:18.692	2:05.778	4:11.367		

14 Yuki Tsunoda R Team Motopark
 Dallara F317 Spiess

Nr.	In Day Time	In Time	Out Time	Pit Time	T. Pit Time	Handicap	Penalty
1	16:43:01.076	16:43:01.076	16:44:44.542	1:43.466	1:43.466		

18 Julian Hanses Team Motopark
 Dallara F317 Spiess

Nr.	In Day Time	In Time	Out Time	Pit Time	T. Pit Time	Handicap	Penalty
1	16:47:35.809	16:47:35.809	16:48:12.106	36.297	36.297		

26 Linus Lundqvist R Double R
 Dallara F317 HWA

Nr.	In Day Time	In Time	Out Time	Pit Time	T. Pit Time	Handicap	Penalty
1	16:42:24.013	16:42:24.013	16:43:19.572	55.559	55.559		
2	16:45:29.854	16:45:29.854	16:46:19.317	49.463	1:45.022		

30 Liam Lawson R Team Motopark
 Dallara F317 Spiess

Nr.	In Day Time	In Time	Out Time	Pit Time	T. Pit Time	Handicap	Penalty
1	16:43:17.111	16:43:17.111	16:44:53.979	1:36.868	1:36.868		

31 Billy Monger R Carlin Motorsport
 Dallara F317 Spiess

Nr.	In Day Time	In Time	Out Time	Pit Time	T. Pit Time	Handicap	Penalty
1	16:42:39.101	16:42:39.101	16:44:33.114	1:54.013	1:54.013		
2	16:46:48.684	16:46:48.684	16:47:18.851	30.167	2:24.180		
3	16:49:33.339	16:49:33.339	16:51:51.642	2:18.303	4:42.483		

33 Marino Sato Team Motopark
 Dallara F317 Spiess

Nr.	In Day Time	In Time	Out Time	Pit Time	T. Pit Time	Handicap	Penalty
1	16:43:05.027	16:43:05.027	16:45:24.772	2:19.745	2:19.745		

51 Aldo Festante Teo Martin Motorsport
 Dallara F317 HWA

Nr.	In Day Time	In Time	Out Time	Pit Time	T. Pit Time	Handicap	Penalty
1	16:42:27.892	16:42:27.892	16:43:40.289	1:12.397	1:12.397		

63 Nicolai Kjaergaard R Carlin Motorsport
 Dallara F317 Spiess

Nr.	In Day Time	In Time	Out Time	Pit Time	T. Pit Time	Handicap	Penalty
1	16:47:01.519	16:47:01.519	16:49:32.030	2:30.511	2:30.511		

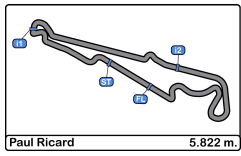
66 Petru Florescu Drivex School
 Dallara F317 Piedrafita

Nr.	In Day Time	In Time	Out Time	Pit Time	T. Pit Time	Handicap	Penalty
1	16:42:22.377	16:42:22.377	16:43:02.260	39.883	39.883		
2	16:45:12.909	16:45:12.909	16:45:55.737	42.828	1:22.711		
3	16:48:02.408	16:48:02.408	16:53:37.379	5:34.971	6:57.682		

77 Guilherme Samaia Teo Martin Motorsport
 Dallara F317 HWA

Nr.	In Day Time	In Time	Out Time	Pit Time	T. Pit Time	Handicap	Penalty
1	16:42:37.310	16:42:37.310	16:44:21.414	1:44.104	1:44.104		
2	17:08:17.121	17:08:17.121	17:08:42.648	25.527	2:09.631		

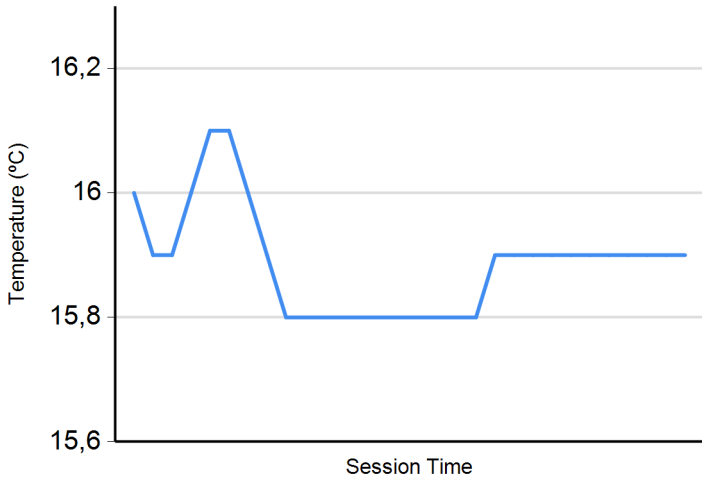




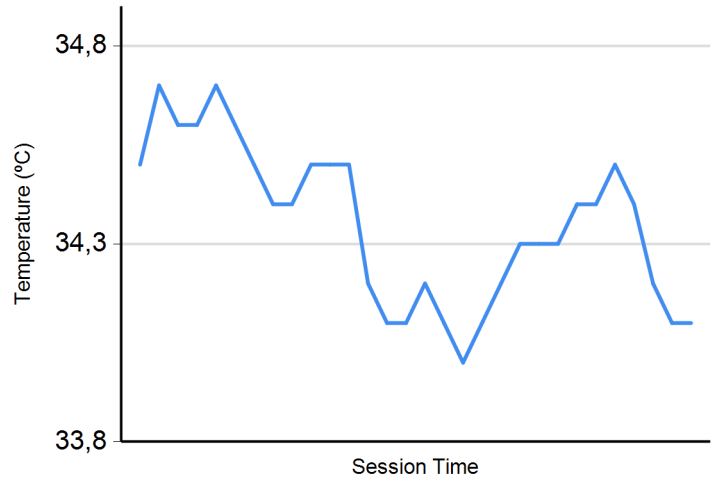
Paul Ricard
Euroformula Open
Free Practice - 3
Weather Report



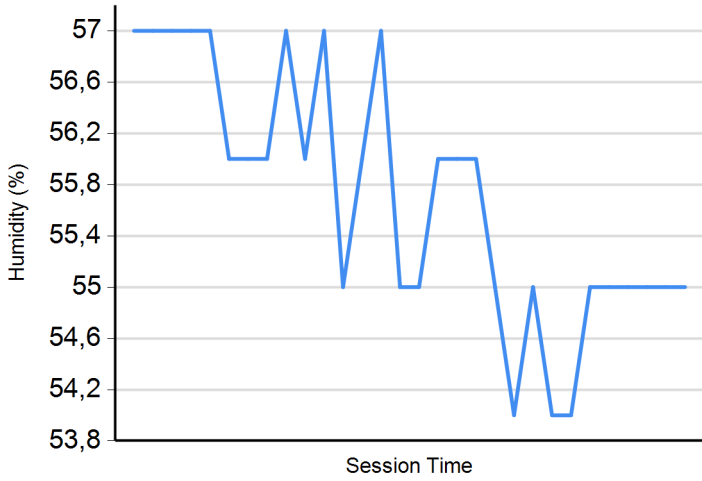
Air Temperature



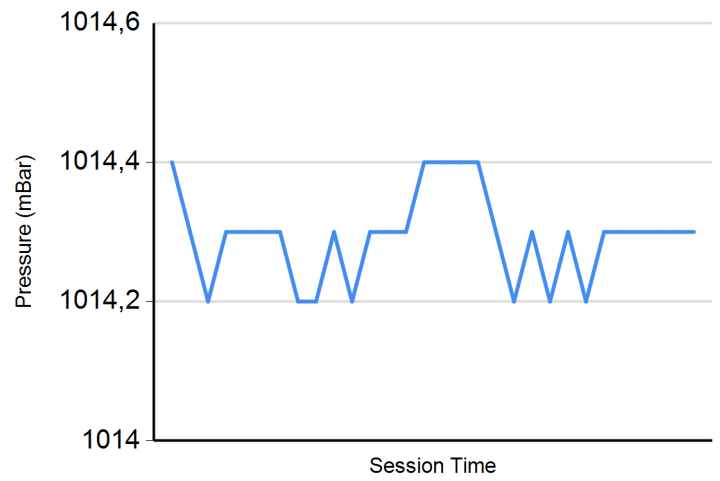
Track Temperature



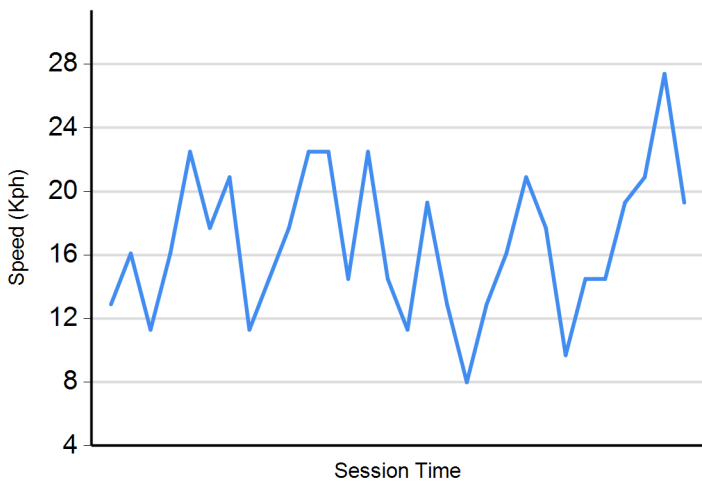
Humidity



Pressure

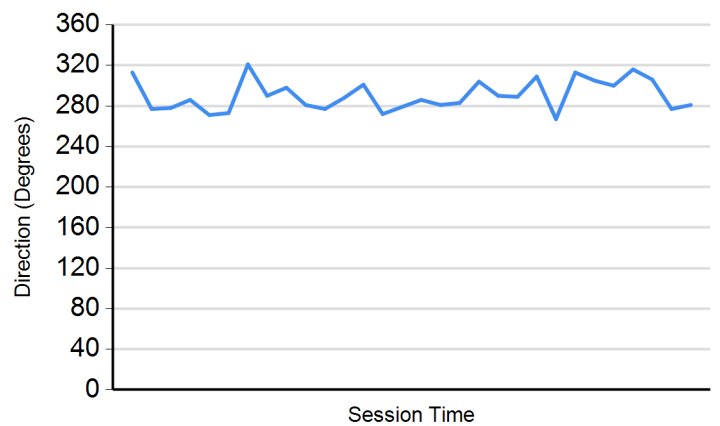


Wind Speed



Wind direction

North = 0°/360° Est = 90° South = 180° West = 270°





Paul Ricard
Euroformula Open
Free Practice - 1 - 2 - 3
Results



Cls	Nº	Entrant	Nat	Driver	Nat	Cat	Cls	Chassis	Team	Laps	Free Practice - 1	Free Practice - 2	Free Practice - 3	Best	Gap	Interval	Km/h			
1	77	Teo Martin Motorsport	ES	Guilherme Samaia	BR			Dallara F317 HWA	Teo Martin Motorsport	22		1:56.574	7	1:57.173	7	1:56.574		179.7		
2	12	Carlin Motorsport	GB	Christian Hahn	BR			Dallara F317 Spiess	Carlin Motorsport	28	2:07.242	2	1:58.303	11	1:56.881	8	1:56.881	0.307	0.307	179.3
3	30	Team Motopark	DE	Liam Lawson	NZ	R	1	Dallara F317 Spiess	Team Motopark	27		1:57.019	11	1:57.398	10	1:57.019	0.445	0.138	179.1	
4	8	Teo Martin Motorsport	ES	Lukas Dunner	AU			Dallara F317 HWA	Teo Martin Motorsport	21		1:57.056	6	1:57.523	10	1:57.056	0.482	0.037	179.0	
5	14	Team Motopark	DE	Yuki Tsunoda	JP	R	2	Dallara F317 Spiess	Team Motopark	26		1:57.078	11	1:57.302	13	1:57.078	0.504	0.022	179.0	
6	33	Team Motopark	DE	Marino Sato	JP			Dallara F317 Spiess	Team Motopark	20		1:57.647	5	1:57.210	13	1:57.210	0.636	0.132	178.8	
7	20	Fortec Motorsport	GB	Cameron Das	US			Dallara F317 HWA	Fortec Motorsport	20		1:57.239	7	1:58.180	10	1:57.239	0.665	0.029	178.7	
8	11	Carlin Motorsport	GB	Teppei Natori	JP	R	3	Dallara F317 Spiess	Carlin Motorsport	25		1:58.250	13	1:57.244	9	1:57.244	0.670	0.005	178.7	
9	26	Double R	GB	Linus Lundqvist	SE	R	4	Dallara F317 HWA	Double R	26		1:57.444	11	1:57.457	10	1:57.444	0.870	0.200	178.4	
10	51	Teo Martin Motorsport	ES	Aldo Festante	ITA			Dallara F317 HWA	Teo Martin Motorsport	24		1:57.834	8	1:57.448	13	1:57.448	0.874	0.004	178.4	
11	63	Carlin Motorsport	GB	Nicolai Kjaergaard	DN	R	5	Dallara F317 Spiess	Carlin Motorsport	25		1:59.254	13	1:57.880	10	1:57.880	1.306	0.432	177.8	
12	7	Double R	GB	Jack Doohan	AU	R	6	Dallara F317 HWA	Double R	28		1:57.884	12	1:57.892	9	1:57.884	1.310	0.004	177.7	
13	21	Fortec Motorsport	GB	Calan Williams	AU			Dallara F317 HWA	Fortec Motorsport	23		1:57.972	9	1:58.038	9	1:57.972	1.398	0.088	177.6	
14	18	Team Motopark	DE	Julian Hanses	DE			Dallara F317 Spiess	Team Motopark	27		1:58.042	11	1:58.203	14	1:58.042	1.468	0.070	177.5	
15	66	Drivex School	ES	Petru Florescu	RO			Dallara F317 Piedrafita	Drivex School	20		2:00.269	5	1:58.089	10	1:58.089	1.515	0.047	177.4	
16	31	Carlin Motorsport	GB	Billy Monger	GB	R	7	Dallara F317 Spiess	Carlin Motorsport	20		2:00.563	8	1:58.183	8	1:58.183	1.609	0.094	177.3	
17	2	RP Motorsport	ITA	Artem Petrov	RU			Dallara F317 Piedrafita	RP Motorsport	26	2:12.233	2	1:58.667	13	1:59.002	8	1:58.667	2.093	0.484	176.6
18	1	RP Motorsport	ITA	Javier Gonzalez	ME	R	8	Dallara F317 Piedrafita	RP Motorsport	23	2:21.023	2	1:58.762	9	1:58.964	8	1:58.762	2.188	0.095	176.4
19	3	RP Motorsport	ITA	Pierre Louis Chovet	FR	R	9	Dallara F317 Piedrafita	RP Motorsport	25	2:28.209	2	1:59.316	12	1:59.587	9	1:59.316	2.742	0.554	175.6
20	99	Drivex School	ES	Rui Andrade	AG	R	10	Dallara F317 Piedrafita	Drivex School	37	2:06.207	9	2:01.425	12	1:59.560	13	1:59.560	2.986	0.244	175.3
21	5	Tsimpris Motorsport	GR	Dimitrios Tsimpris	GR	R	11	Dallara F317 Piedrafita	Tsimpris Motorsport	20		2:04.999	6	2:02.028	11	2:02.028	5.454	2.468	171.7	

Published at:.....

Stewards:	Race Director:	Timekeeper:

