



**Paul Ricard**  
**Euroformula Open**  
**Qualifying - 2**  
**Provisional Results**



Clas	Nº	Entrant	Nat	Driver	Nat	Cat	Clas	Chassis - Engine	Team	Laps	Best	Time	Gap	Interval	Km/h
1	30	Team Motopark	DE	Liam Lawson	NZL	R	1	Dallara F317 Spiess	Team Motopark	12	12	1:54.932			182.3
2	33	Team Motopark	DE	Marino Sato	JPN			Dallara F317 Spiess	Team Motopark	12	9	1:55.283	0.351	0.351	181.8
3	14	Team Motopark	DE	Yuki Tsunoda	JPN	R	2	Dallara F317 Spiess	Team Motopark	10	10	1:55.549	0.617	0.266	181.3
4	77	Teo Martin Motorsport	ESP	Guilherme Samaia	BR			Dallara F317 HWA	Teo Martin Motorsport	10	9	1:55.627	0.695	0.078	181.2
5	18	Team Motopark	DE	Julian Hanses	DE			Dallara F317 Spiess	Team Motopark	11	9	1:55.675	0.743	0.048	181.1
6	8	Teo Martin Motorsport	ESP	Lukas Dunner	AUT			Dallara F317 HWA	Teo Martin Motorsport	10	9	1:55.900	0.968	0.225	180.8
7	26	Double R	GB	Linus Lundqvist	SW	R	3	Dallara F317 HWA	Double R	11	10	1:55.948	1.016	0.048	180.7
8	12	Carlin Motorsport	GB	Christian Hahn	BR			Dallara F317 Spiess	Carlin Motorsport	11	9	1:56.067	1.135	0.119	180.5
9	11	Carlin Motorsport	GB	Tepei Natori	JPN	R	4	Dallara F317 Spiess	Carlin Motorsport	11	10	1:56.131	1.199	0.064	180.4
10	51	Teo Martin Motorsport	ESP	Aldo Festante	ITA			Dallara F317 HWA	Teo Martin Motorsport	11	11	1:56.603	1.671	0.472	179.7
11	7	Double R	GB	Jack Doohan	AU	R	5	Dallara F317 HWA	Double R	12	8	1:56.640	1.708	0.037	179.6
12	66	Drivex School	ESP	Petru Florescu	RO			Dallara F317 Piedrafita	Drivex School	12	12	1:56.686	1.754	0.046	179.6
13	31	Carlin Motorsport	GB	Billy Monger	GB	R	6	Dallara F317 Spiess	Carlin Motorsport	11	11	1:56.789	1.857	0.103	179.4
14	2	RP Motorsport	ITA	Artem Petrov	RU			Dallara F317 Piedrafita	RP Motorsport	12	12	1:56.894	1.962	0.105	179.3
15	20	Fortec Motorsport	GB	Cameron Das	US			Dallara F317 HWA	Fortec Motorsport	11	11	1:57.134	2.202	0.240	178.9
16	21	Fortec Motorsport	GB	Calan Williams	AU			Dallara F317 HWA	Fortec Motorsport	12	12	1:57.322	2.390	0.188	178.6
17	63	Carlin Motorsport	GB	Nicolai Kjaergaard	DN	R	7	Dallara F317 Spiess	Carlin Motorsport	11	10	1:57.326	2.394	0.004	178.6
18	3	RP Motorsport	ITA	Pierre Louis Chovet	FRA	R	8	Dallara F317 Piedrafita	RP Motorsport	10	9	1:57.769	2.837	0.443	177.9
19	99	Drivex School	ESP	Rui Andrade	AG	R	9	Dallara F317 Piedrafita	Drivex School	12	11	1:58.990	4.058	1.221	176.1
20	5	Tsimpris Motorsport	GR	Dimitrios Tsimpris	GR	R	10	Dallara F317 Piedrafita	Tsimpris Motorsport	11	11	2:00.130	5.198	1.140	174.4

CAR 99 TIME 2:02.050 DISALLOWED TRACK LIMITS AT T 4 - TIME 2:01.704 DISALLOWED TRACK LIMITS AT T 6  
 CAR 21 TIME 1:59.604 DISALLOWED TRACK LIMITS AT T 6  
 CAR 51 TIME 1:57.141 DISALLOWED TRACK LIMITS AT T 6 - TIME 1:56.871 DISALLOWED TRACK LIMITS AT T 6 - TIME 1:57.603 DISALLOWED TRACK LIMITS AT T 6  
 CAR 8 TIME 1:56.814 DISALLOWED TRACK LIMITS AT T 6  
 CAR 31 TIME 1:57.771 DISALLOWED TRACK LIMITS AT T 6 - TIME 1:56.848 DISALLOWED TRACK LIMITS AT T 6  
 CAR 51 BEST LAP DELETED TRACK LIMITS T6 REPETADLY

Published at:.....

Track Temp: 18.2 °C Air Temp: 11.4 °C Humidity: 50 % Track Status: DRY

<b>Stewards:</b>	<b>Race Director:</b>	<b>Timekeeper:</b>





**Paul Ricard**  
**Euroformula Open**  
**Qualifying - 2**  
**Provisional Results by Class**



Clas	Nº	Entrant	Nat	Driver	Nat	Cat	Clas	Chassis - Engine	Team	Laps	Best	Time	Gap	Interval	Km/h
1	33	Team Motopark	DEU	Marino Sato	JPN			Dallara F317 Spiess	Team Motopark	12	9	1:55.283			181.8
2	77	Teo Martin	ESP	Guilherme Samaia	BRA			Dallara F317 HWA	Teo Martin	10	9	1:55.627	0.344	0.344	181.2
3	18	Team Motopark	DEU	Julian Hanses	DEU			Dallara F317 Spiess	Team Motopark	11	9	1:55.675	0.392	0.048	181.1
4	8	Teo Martin	ESP	Lukas Dunner	AUT			Dallara F317 HWA	Teo Martin	10	9	1:55.900	0.617	0.225	180.8
5	12	Carlin Motorsport	GBR	Christian Hahn	BRA			Dallara F317 Spiess	Carlin Motorsport	11	9	1:56.067	0.784	0.167	180.5
6	51	Teo Martin	ESP	Aldo Festante	ITA			Dallara F317 HWA	Teo Martin	11	11	1:56.603	1.320	0.536	179.7
7	66	Drivex School	ESP	Petru Florescu	ROU			Dallara F317 Piedrafita	Drivex School	12	12	1:56.686	1.403	0.083	179.6
8	2	RP Motorsport	ITA	Artem Petrov	RUS			Dallara F317 Piedrafita	RP Motorsport	12	12	1:56.894	1.611	0.208	179.3
9	20	Fortec Motorsport	GBR	Cameron Das	USA			Dallara F317 HWA	Fortec Motorsport	11	11	1:57.134	1.851	0.240	178.9
10	21	Fortec Motorsport	GBR	Calan Williams	AUS			Dallara F317 HWA	Fortec Motorsport	12	12	1:57.322	2.039	0.188	178.6
<b>Rookie</b>															
1	30	Team Motopark	DEU	Liam Lawson	NZL	R	1	Dallara F317 Spiess	Team Motopark	12	12	1:54.932			182.3
2	14	Team Motopark	DEU	Yuki Tsunoda	JPN	R	2	Dallara F317 Spiess	Team Motopark	10	10	1:55.549	0.617	0.617	181.3
3	26	Double R	GBR	Linus Lundqvist	SWE	R	3	Dallara F317 HWA	Double R	11	10	1:55.948	1.016	0.399	180.7
4	11	Carlin Motorsport	GBR	Teppei Natori	JPN	R	4	Dallara F317 Spiess	Carlin Motorsport	11	10	1:56.131	1.199	0.183	180.4
5	7	Double R	GBR	Jack Doohan	AUS	R	5	Dallara F317 HWA	Double R	12	8	1:56.640	1.708	0.509	179.6
6	31	Carlin Motorsport	GBR	Billy Monger	GBR	R	6	Dallara F317 Spiess	Carlin Motorsport	11	11	1:56.789	1.857	0.149	179.4
7	63	Carlin Motorsport	GBR	Nicolai Kjaergaard	DNK	R	7	Dallara F317 Spiess	Carlin Motorsport	11	10	1:57.326	2.394	0.537	178.6
8	3	RP Motorsport	ITA	Pierre Louis Chovet	FRA	R	8	Dallara F317 Piedrafita	RP Motorsport	10	9	1:57.769	2.837	0.443	177.9
9	99	Drivex School	ESP	Rui Andrade	AGO	R	9	Dallara F317 Piedrafita	Drivex School	12	11	1:58.990	4.058	1.221	176.1
10	5	Tsimpris Motorsport	GRC	Dimitrios Tsimpris	GRC	R	10	Dallara F317 Piedrafita	Tsimpris Motorsport	11	11	2:00.130	5.198	1.140	174.4

Published at:.....

Track Temp: 18.2 °C    Air Temp: 11.4 °C    Humidity: 50 %    Track Status: DRY

<b>Stewards:</b>	<b>Race Director:</b>	<b>Timekeeper:</b>





**Paul Ricard**  
Euroformula Open  
Qualifying - 2  
Lap Analysis



**2** Artem Petrov Dallara F317 Piedrafita **7** Jack Doohan R Dallara F317 HWA  
RP Motorsport Double R

Lap D	Time	Sector 1	Sector 2	Sector 3	T. Spd	Elapsed	Lap D	Time	Sector 1	Sector 2	Sector 3	T. Spd	Elapsed
1	9:52:42.789	9:51:06.700	42.030	54.059		9:52:42.789	1	9:52:18.349	9:50:44.084	41.205	53.060		9:52:18.349
2	2:16.996 P	36.491	39.909	1:00.596	217.3	9:54:59.785	2	2:01.205	34.136	37.311	49.758	225.0	9:54:19.554
3	3:18.005	1:47.372	38.829	51.804		9:58:17.790	3	2:08.380 P	32.820	36.490	59.070	226.8	9:56:27.934
4	2:05.119	35.255	37.901	51.963	223.6	10:00:22.909	4	4:33.818	2:58.619	41.925	53.274		10:01:01.752
5	1:59.193	32.855	36.780	49.558	224.0	10:02:22.102	5	2:02.745	34.796	37.758	50.191	202.2	10:03:04.497
6	1:59.409	32.561	37.328	49.520	224.0	10:04:21.511	6	1:57.763	32.445	36.434	48.884	225.9	10:05:02.260
7	1:58.007	32.427	36.352	49.228	224.0	10:06:19.518	7	1:56.856	32.074	36.112	48.670	226.8	10:06:59.116
8	1:57.419	32.277	<b>36.303</b>	48.839	225.0	10:08:16.937	8	<b>1:56.640</b>	31.973	36.156	48.511	226.4	10:08:55.756
9	1:57.119	32.046	36.367	48.706	225.4	10:10:14.056	9	1:57.033	<b>31.968</b>	36.141	48.924	227.8	10:10:52.789
10	1:57.196	32.100	36.405	48.691	227.3	10:12:11.252	10	1:56.656	32.129	<b>36.057</b>	48.470	228.3	10:12:49.445
11	2:02.538	34.526	37.484	50.528	225.9	10:14:13.790	11	1:56.838	32.229	36.141	<b>48.468</b>	227.3	10:14:46.283
12	<b>1:56.894</b>	<b>31.986</b>	36.341	<b>48.567</b>	225.0	10:16:10.684	12	2:18.971 P	39.589	37.732	1:01.650	227.3	10:17:05.254
13		34.688	37.856		224.5								

**3** Pierre Louis Chovet R Dallara F317 Piedrafita **8** Lukas Dunner Dallara F317 HWA  
RP Motorsport Teo Martin Motorsport

Lap D	Time	Sector 1	Sector 2	Sector 3	T. Spd	Elapsed	Lap D	Time	Sector 1	Sector 2	Sector 3	T. Spd	Elapsed
1	9:52:49.683	9:51:07.479	47.808	54.396		9:52:49.683	1	9:52:42.574	9:51:10.285	39.582	52.707		9:52:42.574
2	2:19.794 P	35.787	38.446	1:05.561	225.4	9:55:09.477	2	2:12.974 P	33.994	37.778	1:01.202	225.0	9:54:55.548
3	3:36.341	1:59.301	38.894	58.146		9:58:45.818	3	6:21.210	4:46.621	40.661	53.928		10:01:16.758
4	2:00.384	33.473	36.885	50.026	224.5	10:00:46.202	4	2:06.314	35.812	38.395	52.107	205.3	10:03:23.072
5	1:59.094	32.949	36.713	49.432	224.5	10:02:45.296	5	2:11.448	38.042	40.519	52.887	210.1	10:05:34.520
6	1:58.004	32.517	<b>36.317</b>	49.170	225.4	10:04:43.300	6	2:09.282	40.675	38.450	50.157	211.7	10:07:43.802
7	2:01.944	32.557	36.345	53.042	225.4	10:06:45.244	7	1:56.814	31.871	36.478	48.465	225.9	10:09:40.616
8	2:00.732	32.427	36.535	51.770	224.0	10:08:45.976	8	1:56.331	31.872	36.206	48.253	226.4	10:11:36.947
9	<b>1:57.769</b>	<b>32.287</b>	36.343	<b>49.139</b>	225.0	10:10:43.745	9	<b>1:55.900</b>	31.740	36.087	<b>48.073</b>	226.8	10:13:32.847
10	2:10.002	32.537	37.360	1:00.105	224.5	10:12:53.747	10	1:55.943	<b>31.661</b>	<b>36.056</b>	48.226	226.4	10:15:28.790
11		33.254	37.408		219.0		11		39.043	43.904		217.3	

**5** Dimitrios Tsimpris R Dallara F317 Piedrafita **11** Teppei Natori R Dallara F317 Spiess  
Tsimpris Motorsport Carlin Motorsport

Lap D	Time	Sector 1	Sector 2	Sector 3	T. Spd	Elapsed	Lap D	Time	Sector 1	Sector 2	Sector 3	T. Spd	Elapsed
1	9:52:37.559	9:50:57.780	42.688	57.091		9:52:37.559	1	9:55:47.656 P			9:55:47.656		9:55:47.656
2	2:20.955 P	37.300	39.670	1:03.985	221.7	9:54:58.514	2	2:41.794	1:02.473	41.988	57.333		9:58:29.450
3	3:20.702	1:41.427	43.586	55.689		9:58:19.216	3	2:18.109	38.302	44.038	55.769	189.1	10:00:47.559
4	2:04.439	34.865	37.769	51.805	219.9	10:00:23.655	4	2:04.378	35.509	37.859	51.010	221.7	10:02:51.937
5	2:02.127	33.980	37.490	50.657	220.8	10:02:25.782	5	1:58.092	32.505	36.764	48.823	224.5	10:04:50.029
6	2:01.359	33.634	<b>37.132</b>	50.593	219.0	10:04:27.141	6	1:57.156	32.276	36.186	48.694	225.4	10:06:47.185
7	2:01.143	33.749	37.149	50.245	225.0	10:06:28.284	7	1:56.560	31.973	36.256	48.331	226.4	10:08:43.745
8	2:12.216 P	33.367	37.229	1:01.620	218.6	10:08:40.500	8	1:56.544	31.950	36.039	48.555	226.4	10:10:40.289
9	3:33.637	2:01.592	40.298	51.747		10:12:14.137	9	1:56.175	31.944	36.010	48.221	227.8	10:12:36.464
10	2:01.022	33.708	37.196	50.118	220.4	10:14:15.159	10	<b>1:56.131</b>	31.989	<b>35.946</b>	<b>48.196</b>	228.3	10:14:32.595
11	<b>2:00.130</b>	<b>33.106</b>	37.181	<b>49.843</b>	222.2	10:16:15.289	11	1:58.266	<b>31.799</b>	35.989	50.478	228.3	10:16:30.861
12		36.627	44.588		219.5		12		36.022	41.696		226.4	





**Paul Ricard**  
Euroformula Open  
Qualifying - 2  
Lap Analysis



**12** Christian Hahn Dallara F317 Spiess **20** Cameron Das Dallara F317 HWA  
Carlin Motorsport Fortec Motorsport

Lap	D	Time	Sector 1	Sector 2	Sector 3	T. Spd	Elapsed	Lap	D	Time	Sector 1	Sector 2	Sector 3	T. Spd	Elapsed
1		9:52:32.949	9:50:59.511	39.128	54.310		9:52:32.949	1		9:52:48.311	9:51:11.795	41.939	54.577		9:52:48.311
2		4:29.655 P	34.660	37.770	3:17.225	205.3	9:57:02.604	2		4:00.695 P	36.484	38.502	2:45.709	224.5	9:56:49.006
3		2:36.765	58.643	41.881	56.241		9:59:39.369	3		2:30.589	54.777	41.291	54.521		9:59:19.595
4		2:17.290	37.512	40.504	59.274	195.2	10:01:56.659	4		2:09.423	36.378	39.389	53.656	186.2	10:01:29.018
5		2:18.192	36.280	40.223	1:01.689	208.0	10:04:14.851	5		2:01.819	33.928	37.178	50.713	223.1	10:03:30.837
6		2:09.070	35.255	37.469	56.346	200.0	10:06:23.921	6		1:58.894	32.614	36.969	49.311	225.9	10:05:29.731
7		2:01.728	33.383	37.055	51.290	222.2	10:08:25.649	7		2:03.943	36.050	37.763	50.130	225.0	10:07:33.674
8		1:57.826	32.569	36.423	48.834	224.5	10:10:23.475	8		1:57.603	32.190	36.369	49.044	225.4	10:09:31.277
9		1:56.067	31.867	36.204	47.996	225.9	10:12:19.542	9		1:58.507	32.431	36.794	49.282	227.3	10:11:29.784
10		2:09.088	31.828	36.014	1:01.246	225.4	10:14:28.630	10		1:57.465	32.308	36.438	48.719	226.4	10:13:27.249
11		2:14.722	42.062	40.871	51.789	227.3	10:16:43.352	11		1:57.134	31.991	36.414	48.729	225.9	10:15:24.383
12			42.177	38.525		223.6		12			33.774	36.959		225.4	

**14** Yuki Tsunoda R Dallara F317 Spiess **21** Calan Williams Dallara F317 HWA  
Team Motopark Fortec Motorsport

Lap	D	Time	Sector 1	Sector 2	Sector 3	T. Spd	Elapsed	Lap	D	Time	Sector 1	Sector 2	Sector 3	T. Spd	Elapsed
1		9:52:28.908	9:50:49.921	42.250	56.737		9:52:28.908	1		9:52:40.066	9:50:58.705	44.559	56.802		9:52:40.066
2		2:03.248	32.767	36.895	53.586	225.9	9:54:32.156	2		3:23.781 P	40.244	39.622	2:03.915	146.3	9:56:03.847
3		1:57.467	32.263	36.543	48.661	227.3	9:56:29.623	3		2:31.308	53.169	42.303	55.836		9:58:35.155
4		2:13.031 P	32.115	36.426	1:04.490	225.4	9:58:42.654	4		2:06.203	34.588	37.044	54.571	208.0	10:00:41.358
5		5:48.952	4:13.462	42.434	53.056		10:04:31.606	5		1:59.604	33.039	36.952	49.613	225.0	10:02:40.962
6		2:02.922	34.395	37.180	51.347	225.0	10:06:34.528	6		1:58.507	32.793	36.617	49.097	226.4	10:04:39.469
7		1:56.328	31.855	36.188	48.285	226.8	10:08:30.856	7		1:58.421	32.541	36.398	49.482	227.8	10:06:37.890
8		2:01.559	33.249	37.949	50.361	234.7	10:10:32.415	8		1:57.902	32.394	36.515	48.993	226.8	10:08:35.792
9		1:55.655	31.594	36.079	47.982	230.7	10:12:28.070	9		1:57.640	32.453	36.296	48.891	226.4	10:10:33.432
10		1:55.549	31.668	35.978	47.903	230.2	10:14:23.619	10		2:06.035	32.294	36.244	57.497	230.7	10:12:39.467
11			32.388	38.527		231.7		11		1:57.455	32.333	36.311	48.811	228.8	10:14:36.922

**18** Julian Hanses Dallara F317 Spiess **26** Linus Lundqvist R Dallara F317 HWA  
Team Motopark Double R

Lap	D	Time	Sector 1	Sector 2	Sector 3	T. Spd	Elapsed	Lap	D	Time	Sector 1	Sector 2	Sector 3	T. Spd	Elapsed
1		9:52:29.787	9:50:54.049	40.980	54.758		9:52:29.787								
2		2:03.337	33.960	38.599	50.778	212.1	9:54:33.124	1		9:52:20.687	9:50:46.389	41.004	53.294		9:52:20.687
3		1:57.168	32.125	36.410	48.633	229.2	9:56:30.292	2		2:00.839	34.109	37.271	49.459	225.9	9:54:21.526
4		2:14.085 P	32.256	36.422	1:05.407	228.3	9:58:44.377	3		2:07.282 P	32.518	36.522	58.242	228.8	9:56:28.808
5		4:41.607	3:10.600	39.187	51.820		10:03:25.984	4		6:08.391	4:37.656	38.496	52.239		10:02:37.199
6		2:04.716	34.593	37.923	52.200	208.8	10:05:30.700	5		2:00.755	33.940	36.845	49.970	224.5	10:04:37.954
7		1:59.769	33.352	36.669	49.748	221.3	10:07:30.469	6		1:57.334	32.222	36.173	48.939	225.9	10:06:35.288
8		1:55.708	31.691	36.071	47.946	225.0	10:09:26.177	7		1:56.715	32.024	36.153	48.538	229.7	10:08:32.003
9		1:55.675	31.654	36.038	47.983	225.4	10:11:21.852	8		1:56.821	32.234	36.091	48.496	230.2	10:10:28.824
10		1:55.689	31.580	36.107	48.002	227.3	10:13:17.541	9		1:56.025	31.915	35.998	48.112	230.2	10:12:24.849
11		1:57.321	31.889	36.197	49.235	226.4	10:15:14.862	10		1:55.948	31.885	35.902	48.161	228.8	10:14:20.797
12			33.439	38.021		225.4		11		2:06.824 P	31.892	36.468	58.464	228.3	10:16:27.621





**Paul Ricard**  
Euroformula Open  
Qualifying - 2  
Lap Analysis



**30**

Liam Lawson

R

Dallara F317 Spiess

**51**

Aldo Festante

Dallara F317 HWA

Team Motopark

Teo Martin Motorsport

Lap	D	Time	Sector 1	Sector 2	Sector 3	T. Spd	Elapsed	Lap	D	Time	Sector 1	Sector 2	Sector 3	T. Spd	Elapsed
1		9:52:36.871	9:50:53.403	44.082	59.386		9:52:36.871	1		9:56:45.046	9:55:09.159	41.722	54.165		9:56:45.046
2		2:10.712	34.620	40.900	55.192	225.0	9:54:47.583	2		2:04.130	35.220	38.116	50.794	213.8	9:58:49.176
3		1:57.882	32.098	36.789	48.995	227.8	9:56:45.465	3		2:00.961	34.140	37.164	49.657	226.8	10:00:50.137
4		1:56.742	31.781	36.414	48.547	229.2	9:58:42.207	4		1:57.866	32.436	36.614	48.816	227.3	10:02:48.003
5		2:06.992 P	32.008	36.564	58.420	227.8	10:00:49.199	5		1:57.141	32.158	36.217	48.766	227.8	10:04:45.144
6		3:36.575	1:59.772	43.313	53.490		10:04:25.774	6		1:56.871	32.023	36.156	48.692	228.8	10:06:42.015
7		2:06.110	37.641	37.951	50.518	225.9	10:06:31.884	7		1:58.269	31.948	36.258	50.063	226.8	10:08:40.284
8		1:58.615	31.854	36.221	50.540	226.8	10:08:30.499	8		1:56.825	31.994	36.198	48.633	228.8	10:10:37.109
9		1:55.457	31.484	36.118	47.855	228.3	10:10:25.956	9		1:57.603	31.913	36.246	49.444	229.7	10:12:34.712
10		2:07.931	34.024	40.189	53.718	236.3	10:12:33.887	10		1:56.565	31.865	36.182	48.518	231.7	10:14:31.277
11		1:55.320	31.544	36.045	47.731	230.2	10:14:29.207	11		1:56.603	31.846	36.168	48.589	229.2	10:16:27.880
12		1:54.932	31.290	36.049	47.593	232.2	10:16:24.139	12			34.491	36.318		228.8	
13			41.807	52.423		217.3									

**31**

Billy Monger

R

Dallara F317 Spiess

**63**

Nicolai Kjaergaard

R

Dallara F317 Spiess

Carlin Motorsport

Carlin Motorsport

Lap	D	Time	Sector 1	Sector 2	Sector 3	T. Spd	Elapsed	Lap	D	Time	Sector 1	Sector 2	Sector 3	T. Spd	Elapsed
1		9:52:47.721	9:51:05.892	45.595	56.234		9:52:47.721	1		9:52:46.691	9:51:05.394	44.542	56.755		9:52:46.691
2		4:28.824 P	38.658	40.163	3:10.003	167.4	9:57:16.545	2		4:11.615 P	37.717	41.488	2:52.410	196.3	9:56:58.306
3		2:36.926	58.149	42.065	56.712		9:59:53.471	3		2:38.464	58.001	43.154	57.309		9:59:36.770
4		2:07.172	35.646	39.074	52.452	223.1	10:02:00.643	4		2:16.553	37.821	41.674	57.058	191.8	10:01:53.323
5		2:07.454	34.215	38.928	54.311	221.3	10:04:08.097	5		2:10.540	37.043	40.259	53.238	192.5	10:04:03.863
6		2:08.847	33.041	38.710	57.096	224.5	10:06:16.944	6		2:09.900	34.968	39.685	55.247	201.1	10:06:13.763
7		2:10.780	33.044	39.749	57.987	222.6	10:08:27.724	7		1:59.272	32.888	36.889	49.495	222.6	10:08:13.035
8		1:57.771	32.298	36.365	49.108	224.5	10:10:25.495	8		1:57.957	32.477	36.420	49.060	224.0	10:10:10.992
9		1:56.848	32.138	36.100	48.610	227.3	10:12:22.343	9		1:57.676	32.479	36.198	48.999	225.9	10:12:08.668
10		2:00.552	33.317	37.712	49.523	225.0	10:14:22.895	10		1:57.326	32.461	36.197	48.668	224.5	10:14:05.994
11		1:56.789	31.898	36.265	48.626	225.9	10:16:19.684	11		1:57.410	32.234	36.189	48.987	225.4	10:16:03.404
12			35.188	39.215		225.0		12			36.462	39.979		204.5	

**33**

Marino Sato

Dallara F317 Spiess

**66**

Petru Florescu

Dallara F317

Piedrafita

Drivex School

Team Motopark

Lap	D	Time	Sector 1	Sector 2	Sector 3	T. Spd	Elapsed	Lap	D	Time	Sector 1	Sector 2	Sector 3	T. Spd	Elapsed
1		9:52:39.349	9:51:07.837	40.110	51.402		9:52:39.349	1		9:52:22.650	9:50:47.909	41.120	53.621		9:52:22.650
2		2:02.911	33.551	40.043	49.317	227.3	9:54:42.260	2		2:01.499	34.135	37.312	50.052	226.8	9:54:24.149
3		1:57.868	32.315	36.342	49.211	228.3	9:56:40.128	3		2:08.072 P	33.052	36.964	58.056	228.8	9:56:32.221
4		2:11.889 P	32.395	36.222	1:03.272	225.4	9:58:52.017	4		4:31.198	2:58.253	39.410	53.535		10:01:03.419
5		4:18.519	2:49.030	38.753	50.736		10:03:10.536	5		2:03.247	34.879	37.703	50.665	210.5	10:03:06.666
6		2:02.483	34.968	38.320	49.195	225.4	10:05:13.019	6		1:58.070	32.598	36.470	49.002	226.8	10:05:04.736
7		1:56.429	32.211	35.988	48.230	225.9	10:07:09.448	7		1:57.169	32.294	36.074	48.801	227.3	10:07:01.905
8		1:55.556	31.842	35.906	47.808	227.8	10:09:05.004	8		1:56.888	31.936	36.075	48.877	227.3	10:08:58.793
9		1:55.283	31.616	35.835	47.832	228.8	10:11:00.287	9		1:56.943	32.100	36.076	48.767	227.8	10:10:55.736
10		1:55.510	31.635	35.992	47.883	230.2	10:12:55.797	10		2:03.009	32.340	37.183	53.486	228.8	10:12:58.745
11		1:55.343	31.811	35.865	47.667	229.7	10:14:51.140	11		1:56.771	32.025	36.152	48.594	228.8	10:14:55.516
12		2:05.417	33.712	41.776	49.929	227.8	10:16:56.557	12		1:56.686	31.983	36.137	48.566	226.8	10:16:52.202
13			37.304	44.490		212.5		13			34.457	37.860		225.9	







**Paul Ricard**  
**Euroformula Open**  
**Qualifying - 2**  
**Lap Analysis**



77

Guilherme Samaia

Dallara F317 HWA

Teo Martin Motorsport

Lap	D	Time	Sector 1	Sector 2	Sector 3	T. Spd	Elapsed
1		9:54:36.523	9:53:01.009	41.305	54.209		9:54:36.523
2		2:10.232 P	34.700	37.058	58.474	225.4	9:56:46.755
3		5:27.291	3:46.559	43.503	57.229		10:02:14.046
4		2:12.688	37.082	39.229	56.377	203.0	10:04:26.734
5		2:09.293	34.945	40.758	53.590	228.3	10:06:36.027
6		2:02.222	33.124	36.863	52.235	228.8	10:08:38.249
7		1:56.496	32.011	36.073	48.412	228.3	10:10:34.745
8		1:55.974	31.796	35.822	48.356	230.7	10:12:30.719
9		1:55.627	31.682	35.799	48.146	227.3	10:14:26.346
10		1:55.637	31.565	35.857	48.215	228.3	10:16:21.983
11			33.874	36.624		227.8	

99

Rui Andrade

R

Dallara F317  
Piedrafita

Drivex School

Lap	D	Time	Sector 1	Sector 2	Sector 3	T. Spd	Elapsed
1		9:53:36.091	9:51:58.710	43.386	53.995		9:53:36.091
2		2:09.539	37.001	40.318	52.220	200.0	9:55:45.630
3		2:02.050	33.548	37.825	50.677	222.6	9:57:47.680
4		2:01.704	33.515	37.235	50.954	221.7	9:59:49.384
5		2:00.833	33.188	36.968	50.677	223.6	10:01:50.217
6		2:00.084	33.227	36.913	49.944	219.5	10:03:50.301
7		2:00.044	33.169	36.881	49.994	223.1	10:05:50.345
8		2:00.015	33.050	36.809	50.156	222.2	10:07:50.360
9		1:59.308	32.754	36.918	49.636	224.0	10:09:49.668
10		1:59.480	32.904	37.064	49.512	225.0	10:11:49.148
11		1:58.990	32.819	36.798	49.373	222.2	10:13:48.138
12		1:59.192	32.833	36.764	49.595	223.1	10:15:47.330
13			38.786	40.554		191.4	





**Paul Ricard**  
**Euroformula Open**  
**Qualifying - 2**  
**Best Sectors Results**



Sector - 1				Sector - 2				Sector - 3				Ideal Lap vs Best Lap				
Clas	Nº	Driver	Time	Nº	Driver	Time	Nº	Driver	Time	Clas	Nº	Driver	Ideal Lap	Best Lap	Clas	
1	30	Liam Lawson	31.290	77	Guilherme Samaia	35.799	30	Liam Lawson	47.593	1	30	Liam Lawson	1:54.928	1:54.932	1	
2	77	Guilherme Samaia	31.565	33	Marino Sato	35.835	33	Marino Sato	47.667	2	33	Marino Sato	1:55.118	1:55.283	2	
3	18	Julian Hanses	31.580	26	Linus Lundqvist	35.902	14	Yuki Tsunoda	47.903	3	14	Yuki Tsunoda	1:55.475	1:55.549	3	
4	14	Yuki Tsunoda	31.594	11	Teppei Natori	35.946	18	Julian Hanses	47.946	4	77	Guilherme Samaia	1:55.510	1:55.627	4	
5	33	Marino Sato	31.616	14	Yuki Tsunoda	35.978	12	Christian Hahn	47.996	5	18	Julian Hanses	1:55.564	1:55.675	5	
6	8	Lukas Dunner	31.661	12	Christian Hahn	36.014	8	Lukas Dunner	48.073	6	8	Lukas Dunner	1:55.790	1:55.900	6	
7	11	Teppei Natori	31.799	18	Julian Hanses	36.038	26	Linus Lundqvist	48.112	7	12	Christian Hahn	1:55.838	1:56.067	8	
8	12	Christian Hahn	31.828	30	Liam Lawson	36.045	77	Guilherme Samaia	48.146	8	26	Linus Lundqvist	1:55.899	1:55.948	7	
9	51	Aldo Festante	31.846	8	Lukas Dunner	36.056	11	Teppei Natori	48.196	9	11	Teppei Natori	1:55.941	1:56.131	9	
10	26	Linus Lundqvist	31.885	7	Jack Doohan	36.057	7	Jack Doohan	48.468	10	7	Jack Doohan	1:56.493	1:56.640	11	
11	31	Billy Monger	31.898	66	Petru Florescu	36.074	51	Aldo Festante	48.518	11	51	Aldo Festante	1:56.520	1:56.603	10	
12	66	Petru Florescu	31.936	31	Billy Monger	36.100	66	Petru Florescu	48.566	12	66	Petru Florescu	1:56.576	1:56.686	12	
13	7	Jack Doohan	31.968	51	Aldo Festante	36.156	2	Artem Petrov	48.567	13	31	Billy Monger	1:56.608	1:56.789	13	
14	2	Artem Petrov	31.986	63	Nicolai Kjaergaard	36.189	31	Billy Monger	48.610	14	2	Artem Petrov	1:56.856	1:56.894	14	
15	20	Cameron Das	31.991	21	Calan Williams	36.244	63	Nicolai Kjaergaard	48.668	15	20	Cameron Das	1:57.079	1:57.134	15	
16	63	Nicolai Kjaergaard	32.234	2	Artem Petrov	36.303	20	Cameron Das	48.719	16	63	Nicolai Kjaergaard	1:57.091	1:57.326	17	
17	21	Calan Williams	32.252	3	Pierre Louis Chovet	36.317	21	Calan Williams	48.762	17	21	Calan Williams	1:57.258	1:57.322	16	
18	3	Pierre Louis Chovet	32.287	20	Cameron Das	36.369	3	Pierre Louis Chovet	49.139	18	3	Pierre Louis Chovet	1:57.743	1:57.769	18	
19	99	Rui Andrade	32.754	99	Rui Andrade	36.764	99	Rui Andrade	49.373	19	99	Rui Andrade	1:58.891	1:58.990	19	
20	5	Dimitrios Tsimpris	33.106	5	Dimitrios Tsimpris	37.132	5	Dimitrios Tsimpris	49.843	20	5	Dimitrios Tsimpris	2:00.081	2:00.130	20	





**Paul Ricard**  
**Euroformula Open**  
**Qualifying - 2**  
**Best 5 Lap Times**



Cls	Nº	Entrant	Nat	Driver	Nat	Cat	Cls	Chassis - Engine	Team	Best 1		Best 2		Best 3		Best 4		Best 5	
										Time	Lap	Time	Lap	Time	Lap	Time	Lap	Time	Lap
1	30	Team Motopark	DEU	Liam Lawson	NZL	R	1	Dallara F317 Spiess	Team Motopark	1:54.932	12	1:55.320	11	1:55.457	9	1:56.742	4	1:57.882	3
2	33	Team Motopark	DEU	Marino Sato	JPN			Dallara F317 Spiess	Team Motopark	1:55.283	9	1:55.343	11	1:55.510	10	1:55.556	8	1:56.429	7
3	14	Team Motopark	DEU	Yuki Tsunoda	JPN	R	2	Dallara F317 Spiess	Team Motopark	1:55.549	10	1:55.655	9	1:56.328	7	1:57.467	3	2:01.559	8
4	77	Teo Martin Motorsport	ESP	Guilherme Samaia	BRA			Dallara F317 HWA	Teo Martin Motorsport	1:55.627	9	1:55.637	10	1:55.974	8	1:56.496	7	2:02.222	6
5	18	Team Motopark	DEU	Julian Hanses	DEU			Dallara F317 Spiess	Team Motopark	1:55.675	9	1:55.689	10	1:55.708	8	1:57.168	3	1:57.321	11
6	8	Teo Martin Motorsport	ESP	Lukas Dunner	AUT			Dallara F317 HWA	Teo Martin Motorsport	1:55.900	9	1:55.943	10	1:56.331	8	2:06.314	4	2:09.282	6
7	26	Double R	GBR	Linus Lundqvist	SWE	R	3	Dallara F317 HWA	Double R	1:55.948	10	1:56.025	9	1:56.715	7	1:56.821	8	1:57.334	6
8	12	Carlin Motorsport	GBR	Christian Hahn	BRA			Dallara F317 Spiess	Carlin Motorsport	1:56.067	9	1:57.826	8	2:01.728	7	2:09.070	6	2:09.088	10
9	11	Carlin Motorsport	GBR	Teppe Natori	JPN	R	4	Dallara F317 Spiess	Carlin Motorsport	1:56.131	10	1:56.175	9	1:56.544	8	1:56.560	7	1:57.156	6
10	51	Teo Martin Motorsport	ESP	Aldo Festante	ITA			Dallara F317 HWA	Teo Martin Motorsport	1:56.603	11	1:56.825	8	1:57.866	4	1:58.269	7	2:00.961	3
11	7	Double R	GBR	Jack Doohan	AUS	R	5	Dallara F317 HWA	Double R	1:56.640	8	1:56.656	10	1:56.838	11	1:56.856	7	1:57.033	9
12	66	Drivex School	ESP	Petru Florescu	ROU			Dallara F317 Piedrafita	Drivex School	1:56.686	12	1:56.771	11	1:56.888	8	1:56.943	9	1:57.169	7
13	31	Carlin Motorsport	GBR	Billy Monger	GBR	R	6	Dallara F317 Spiess	Carlin Motorsport	1:56.789	11	2:00.552	10	2:07.172	4	2:07.454	5	2:08.847	6
14	2	RP Motorsport	ITA	Artem Petrov	RUS			Dallara F317 Piedrafita	RP Motorsport	1:56.894	12	1:57.119	9	1:57.196	10	1:57.419	8	1:58.007	7
15	20	Fortec Motorsport	GBR	Cameron Das	USA			Dallara F317 HWA	Fortec Motorsport	1:57.134	11	1:57.465	10	1:57.603	8	1:58.507	9	1:58.894	6
16	21	Fortec Motorsport	GBR	Calan Williams	AUS			Dallara F317 HWA	Fortec Motorsport	1:57.322	12	1:57.455	11	1:57.640	9	1:57.902	8	1:58.421	7
17	63	Carlin Motorsport	GBR	Nicolai Kjaergaard	DNK	R	7	Dallara F317 Spiess	Carlin Motorsport	1:57.326	10	1:57.410	11	1:57.676	9	1:57.957	8	1:59.272	7
18	3	RP Motorsport	ITA	Pierre Louis Chovet	FRA	R	8	Dallara F317 Piedrafita	RP Motorsport	1:57.769	9	1:58.004	6	1:59.094	5	2:00.384	4	2:00.732	8
19	99	Drivex School	ESP	Rui Andrade	AGO	R	9	Dallara F317 Piedrafita	Drivex School	1:58.990	11	1:59.192	12	1:59.308	9	1:59.480	10	2:00.015	8
20	5	Tsimpris Motorsport	GRC	Dimitrios Tsimpris	GRC	R	10	Dallara F317 Piedrafita	Tsimpris Motorsport	2:00.130	11	2:01.022	10	2:01.143	7	2:01.359	6	2:02.127	5







**Paul Ricard**  
**Euroformula Open**  
**Qualifying - 2**  
**Best 5 Top Speeds**



Cls	Nº	Entrant	Nat	Driver	Nat	Cat	Cls	Chassis - Engine	Team	Top 1		Top 2		Top 3		Top 4		Top 5		Avg
										Km/h	Lap	Km/h	Lap	Km/h	Lap	Km/h	Lap	Km/h	Lap	
1	30	Team Motopark	DEU	Liam Lawson	NZL	R	1	Dallara F317 Spiess	Team Motopark	236.3	10	232.2	12	230.2	11	229.2	4	228.3	9	231.2
2	14	Team Motopark	DEU	Yuki Tsunoda	JPN	R	2	Dallara F317 Spiess	Team Motopark	234.7	8	231.7	11	230.7	9	230.2	10	227.3	3	230.9
3	51	Teo Martin Motorsport	ESP	Aldo Festante	ITA			Dallara F317 HWA	Teo Martin Motorsport	231.7	10	229.7	9	229.2	11	228.8	6	228.8	8	229.6
4	21	Fortec Motorsport	GBR	Calan Williams	AUS			Dallara F317 HWA	Fortec Motorsport	230.7	10	228.8	11	227.8	7	226.8	8	226.8	12	228.2
5	77	Teo Martin Motorsport	ESP	Guilherme Samaia	BRA			Dallara F317 HWA	Teo Martin Motorsport	230.7	8	228.8	6	228.3	5	228.3	7	228.3	10	228.9
6	26	Double R	GBR	Linus Lundqvist	SWE	R	3	Dallara F317 HWA	Double R	230.2	8	230.2	9	229.7	7	228.8	3	228.8	10	229.5
7	33	Team Motopark	DEU	Marino Sato	JPN			Dallara F317 Spiess	Team Motopark	230.2	10	229.7	11	228.8	9	228.3	3	227.8	8	229.0
8	18	Team Motopark	DEU	Julian Hanses	DEU			Dallara F317 Spiess	Team Motopark	229.2	3	228.3	4	227.3	10	226.4	11	225.4	9	227.3
9	66	Drivex School	ESP	Petru Florescu	ROU			Dallara F317 Piedrafita	Drivex School	228.8	3	228.8	10	228.8	11	227.8	9	227.3	7	228.3
10	7	Double R	GBR	Jack Doohan	AUS	R	4	Dallara F317 HWA	Double R	228.3	10	227.8	9	227.3	11	227.3	12	226.8	3	227.5
11	11	Carlin Motorsport	GBR	Teppei Natori	JPN	R	5	Dallara F317 Spiess	Carlin Motorsport	228.3	10	228.3	11	227.8	9	226.4	7	226.4	8	227.4
12	2	RP Motorsport	ITA	Artem Petrov	RUS			Dallara F317 Piedrafita	RP Motorsport	227.3	10	225.9	11	225.4	9	225.0	8	225.0	12	225.7
13	12	Carlin Motorsport	GBR	Christian Hahn	BRA			Dallara F317 Spiess	Carlin Motorsport	227.3	11	225.9	9	225.4	10	224.5	8	223.6	12	225.3
14	20	Fortec Motorsport	GBR	Cameron Das	USA			Dallara F317 HWA	Fortec Motorsport	227.3	9	226.4	10	225.9	6	225.9	11	225.4	8	226.2
15	31	Carlin Motorsport	GBR	Billy Monger	GBR	R	6	Dallara F317 Spiess	Carlin Motorsport	227.3	9	225.9	11	225.0	10	225.0	12	224.5	6	225.5
16	8	Teo Martin Motorsport	ESP	Lukas Dunner	AUT			Dallara F317 HWA	Teo Martin Motorsport	226.8	9	226.4	8	226.4	10	225.9	7	225.0	2	226.1
17	63	Carlin Motorsport	GBR	Nicolai Kjaergaard	DNK	R	7	Dallara F317 Spiess	Carlin Motorsport	225.9	9	225.4	11	224.5	10	224.0	8	222.6	7	224.5
18	3	RP Motorsport	ITA	Pierre Louis Chovet	FRA	R	8	Dallara F317 Piedrafita	RP Motorsport	225.4	2	225.4	6	225.4	7	225.0	9	224.5	4	225.1
19	5	Tsimpris Motorsport	GRC	Dimitrios Tsimpris	GRC	R	9	Dallara F317 Piedrafita	Tsimpris Motorsport	225.0	7	222.2	11	221.7	2	220.8	5	220.4	10	222.0
20	99	Drivex School	ESP	Rui Andrade	AGO	R	10	Dallara F317 Piedrafita	Drivex School	225.0	10	224.0	9	223.6	5	223.1	7	223.1	12	223.7





Paul Ricard  
Euroformula Open  
Qualifying - 2  
Fastest Laps Sequence



Lap	Time of Day	Session Time	Nº	Entrant	Nat	Driver	Nat	Cat	Chassis - Engine	Team	Time	Km/h
2	9:54:19.554	4:19.554	7	Double R	GBR	Jack Doohan	AUS	R	Dallara F317 HWA	Double R	2:01.205	172.9
2	9:54:21.526	4:21.526	26	Double R	GBR	Linus Lundqvist	SWE	R	Dallara F317 HWA	Double R	2:00.839	173.4
3	9:56:29.623	6:29.623	14	Team Motopark	DEU	Yuki Tsunoda	JPN	R	Dallara F317 Spiess	Team Motopark	1:57.467	178.4
3	9:56:30.292	6:30.292	18	Team Motopark	DEU	Julian Hanses	DEU		Dallara F317 Spiess	Team Motopark	1:57.168	178.8
4	9:58:42.207	8:42.207	30	Team Motopark	DEU	Liam Lawson	NZL	R	Dallara F317 Spiess	Team Motopark	1:56.742	179.5
7	10:07:09.448	17:09.448	33	Team Motopark	DEU	Marino Sato	JPN		Dallara F317 Spiess	Team Motopark	1:56.429	180.0
7	10:08:30.856	18:30.856	14	Team Motopark	DEU	Yuki Tsunoda	JPN	R	Dallara F317 Spiess	Team Motopark	1:56.328	180.1
8	10:09:05.004	19:05.004	33	Team Motopark	DEU	Marino Sato	JPN		Dallara F317 Spiess	Team Motopark	1:55.556	181.3
9	10:10:25.956	20:25.956	30	Team Motopark	DEU	Liam Lawson	NZL	R	Dallara F317 Spiess	Team Motopark	1:55.457	181.5
9	10:11:00.287	21:00.287	33	Team Motopark	DEU	Marino Sato	JPN		Dallara F317 Spiess	Team Motopark	1:55.283	181.8
12	10:16:24.139	26:24.139	30	Team Motopark	DEU	Liam Lawson	NZL	R	Dallara F317 Spiess	Team Motopark	1:54.932	182.3





**Paul Ricard**  
**Euroformula Open**  
**Qualifying - 2**  
**Event Best Maximum Speed**



Nº	Entrant	Nat	Driver	Nat	Cat	Clas	Chassis - Engine	Team	Km/h	Session
30	Team Motopark	DEU	Liam Lawson	NZL	R	1	Dallara F317 Spiess	Team Motopark	236.3	Qualifying - 2
14	Team Motopark	DEU	Yuki Tsunoda	JPN	R	2	Dallara F317 Spiess	Team Motopark	234.7	Qualifying - 2
31	Carlin Motorsport	GBR	Billy Monger	GBR	R	3	Dallara F317 Spiess	Carlin Motorsport	233.7	Race - 1
26	Double R	GBR	Linus Lundqvist	SWE	R	4	Dallara F317 HWA	Double R	233.7	Race - 1
21	Fortec Motorsport	GBR	Calan Williams	AUS			Dallara F317 HWA	Fortec Motorsport	233.2	Race - 1
3	RP Motorsport	ITA	Pierre Louis Chovet	FRA	R	5	Dallara F317 Piedrafita	RP Motorsport	232.2	Race - 1
7	Double R	GBR	Jack Doohan	AUS	R	6	Dallara F317 HWA	Double R	231.7	Race - 1
51	Teo Martin	ESP	Aldo Festante	ITA			Dallara F317 HWA	Teo Martin	231.7	Qualifying - 2
8	Teo Martin	ESP	Lukas Dunner	AUT			Dallara F317 HWA	Teo Martin	230.7	Race - 1
77	Teo Martin	ESP	Guilherme Samaia	BRA			Dallara F317 HWA	Teo Martin	230.7	Qualifying - 2
33	Team Motopark	DEU	Marino Sato	JPN			Dallara F317 Spiess	Team Motopark	230.2	Qualifying - 2
66	Drivex School	ESP	Petru Florescu	ROU			Dallara F317 Piedrafita	Drivex School	229.7	Race - 1
12	Carlin Motorsport	GBR	Christian Hahn	BRA			Dallara F317 Spiess	Carlin Motorsport	229.7	Race - 1
18	Team Motopark	DEU	Julian Hanes	DEU			Dallara F317 Spiess	Team Motopark	229.2	Qualifying - 2
63	Carlin Motorsport	GBR	Nicolai Kjaergaard	DNK	R	7	Dallara F317 Spiess	Carlin Motorsport	228.8	Race - 1
20	Fortec Motorsport	GBR	Cameron Das	USA			Dallara F317 HWA	Fortec Motorsport	228.3	Free Practice - 2
11	Carlin Motorsport	GBR	Teppey Natori	JPN	R	8	Dallara F317 Spiess	Carlin Motorsport	228.3	Race - 1
2	RP Motorsport	ITA	Artem Petrov	RUS			Dallara F317 Piedrafita	RP Motorsport	227.3	Qualifying - 2
99	Drivex School	ESP	Rui Andrade	AGO	R	9	Dallara F317 Piedrafita	Drivex School	226.8	Race - 1
1	RP Motorsport	ITA	Javier Gonzalez	MEX	R	10	Dallara F317 Piedrafita	RP Motorsport	226.4	Race - 1
5	Tsimpris Motorsport	GRC	Dimitrios Tsimpris	GRC	R	11	Dallara F317 Piedrafita	Tsimpris Motorsport	225.0	Qualifying - 2





**Paul Ricard**  
Euroformula Open  
Qualifying - 2  
Pit Stop Analysis



**2** Artem Petrov RP Motorsport  
Dallara F317 Piedrafita

Nr.	In Day Time	In Time	Out Time	Pit Time	T. Pit Time	Handicap	Penalty
1	9:54:50.792	9:54:50.792	9:56:11.899	1:21.107	1:21.107		

**3** Pierre Louis Chovet R RP Motorsport  
Dallara F317 Piedrafita

Nr.	In Day Time	In Time	Out Time	Pit Time	T. Pit Time	Handicap	Penalty
1	9:54:57.599	9:54:57.599	9:56:31.681	1:34.082	1:34.082		

**5** Dimitrios Tsimpris R Tsimpris Motorsport  
Dallara F317 Piedrafita

Nr.	In Day Time	In Time	Out Time	Pit Time	T. Pit Time	Handicap	Penalty
1	9:54:48.252	9:54:48.252	9:56:02.331	1:14.079	1:14.079		
2	10:08:31.356	10:08:31.356	10:10:04.595	1:33.239	2:47.318		

**7** Jack Doohan R Double R  
Dallara F317 HWA

Nr.	In Day Time	In Time	Out Time	Pit Time	T. Pit Time	Handicap	Penalty
1	9:56:17.519	9:56:17.519	9:58:48.130	2:30.611	2:30.611		

**8** Lukas Dunner Teo Martin Motorsport  
Dallara F317 HWA

Nr.	In Day Time	In Time	Out Time	Pit Time	T. Pit Time	Handicap	Penalty
1	9:54:46.665	9:54:46.665	9:59:05.445	4:18.780	4:18.780		

**12** Christian Hahn Carlin Motorsport  
Dallara F317 Spiess

Nr.	In Day Time	In Time	Out Time	Pit Time	T. Pit Time	Handicap	Penalty
1	9:54:37.851	9:54:37.851	9:57:21.841	2:43.990	2:43.990		

**14** Yuki Tsunoda R Team Motopark  
Dallara F317 Spiess

Nr.	In Day Time	In Time	Out Time	Pit Time	T. Pit Time	Handicap	Penalty
1	9:58:30.972	9:58:30.972	10:02:14.391	3:43.419	3:43.419		

**18** Julian Hanses Team Motopark  
Dallara F317 Spiess

Nr.	In Day Time	In Time	Out Time	Pit Time	T. Pit Time	Handicap	Penalty
1	9:58:32.376	9:58:32.376	10:01:17.544	2:45.168	2:45.168		

**20** Cameron Das Fortec Motorsport  
Dallara F317 HWA

Nr.	In Day Time	In Time	Out Time	Pit Time	T. Pit Time	Handicap	Penalty
1	9:54:56.523	9:54:56.523	9:57:06.124	2:09.601	2:09.601		

**21** Calan Williams Fortec Motorsport  
Dallara F317 HWA

Nr.	In Day Time	In Time	Out Time	Pit Time	T. Pit Time	Handicap	Penalty
1	9:54:52.444	9:54:52.444	9:56:20.970	1:28.526	1:28.526		

**26** Linus Lundqvist R Double R  
Dallara F317 HWA

Nr.	In Day Time	In Time	Out Time	Pit Time	T. Pit Time	Handicap	Penalty
1	9:56:19.300	9:56:19.300	10:00:30.069	4:10.769	4:10.769		

**30** Liam Lawson R Team Motopark  
Dallara F317 Spiess

Nr.	In Day Time	In Time	Out Time	Pit Time	T. Pit Time	Handicap	Penalty
1	10:00:39.443	10:00:39.443	10:02:11.008	1:31.565	1:31.565		

**31** Billy Monger R Carlin Motorsport  
Dallara F317 Spiess

Nr.	In Day Time	In Time	Out Time	Pit Time	T. Pit Time	Handicap	Penalty
1	9:55:04.811	9:55:04.811	9:57:36.667	2:31.856	2:31.856		

**33** Marino Sato Team Motopark  
Dallara F317 Spiess

Nr.	In Day Time	In Time	Out Time	Pit Time	T. Pit Time	Handicap	Penalty
1	9:58:41.618	9:58:41.618	10:00:57.915	2:16.297	2:16.297		

**63** Nicolai Kjaergaard R Carlin Motorsport  
Dallara F317 Spiess

Nr.	In Day Time	In Time	Out Time	Pit Time	T. Pit Time	Handicap	Penalty
1	9:55:01.338	9:55:01.338	9:57:15.792	2:14.454	2:14.454		

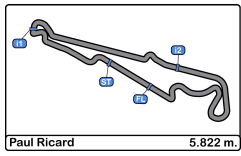
**66** Petru Florescu Drivex School  
Dallara F317 Piedrafita

Nr.	In Day Time	In Time	Out Time	Pit Time	T. Pit Time	Handicap	Penalty
1	9:56:23.711	9:56:23.711	9:58:52.041	2:28.330	2:28.330		

**77** Guilherme Samaia Teo Martin Motorsport  
Dallara F317 HWA

Nr.	In Day Time	In Time	Out Time	Pit Time	T. Pit Time	Handicap	Penalty
1	9:56:38.363	9:56:38.363	9:59:54.924	3:16.561	3:16.561		

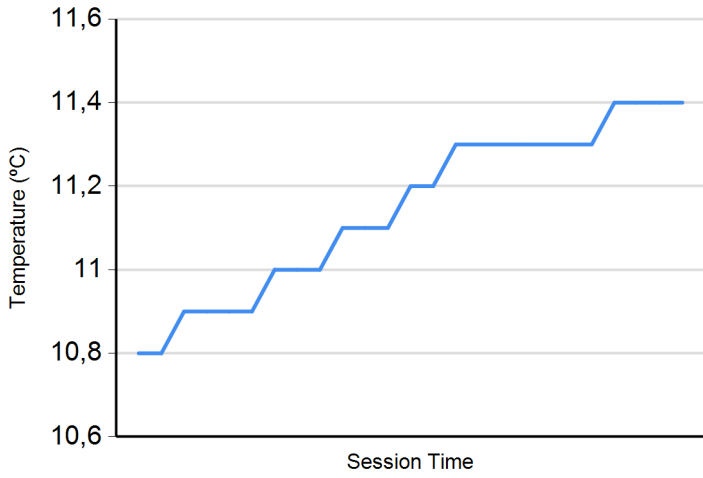




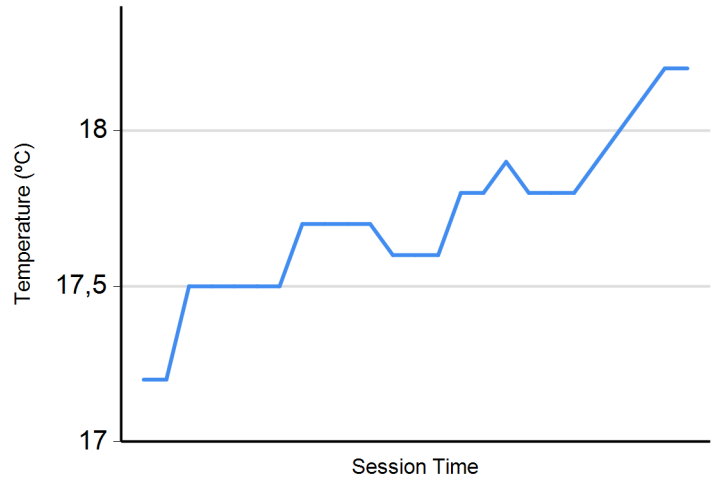
**Paul Ricard**  
**Euroformula Open**  
**Qualifying - 2**  
**Weather Report**



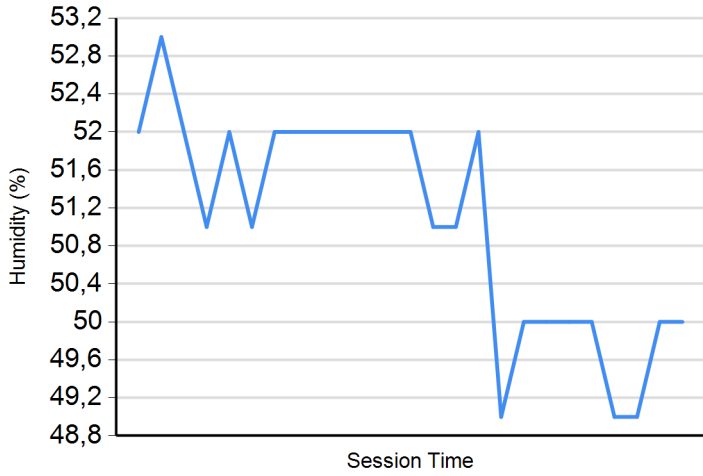
**Air Temperature**



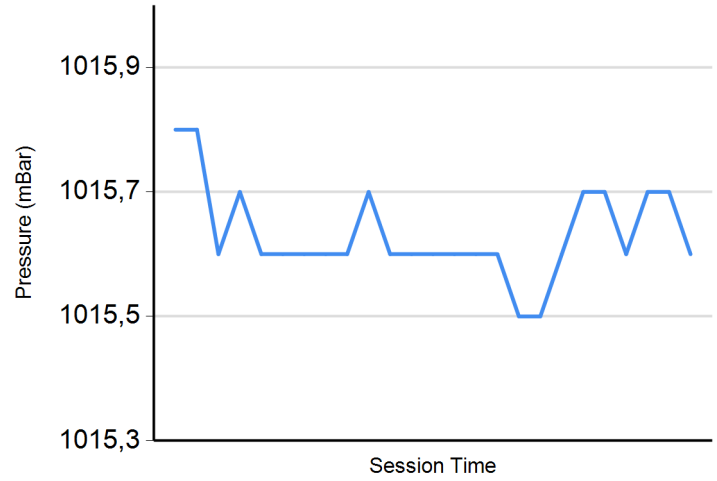
**Track Temperature**



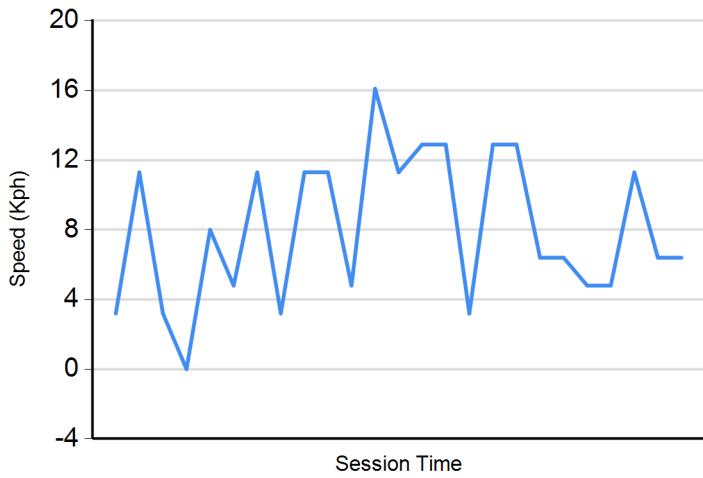
**Humidity**



**Pressure**



**Wind Speed**



**Wind direction**

North = 0°/360° Est = 90° South = 180° West = 270°

