

Paul Ricard
Euroformula Open
Race - 1
Provisional Results



Cls	Nº	Entrant	Nat	Driver	Nat	Cat	Cls	Chassis	Team	Laps	Total Time	Gap	Interval	Km/h	Best	Time	Km/h
1	30	Team Motopark	DEU	Liam Lawson	NZL	R	1	Dallara F317	Team Motopark	17	34:30.060			172.1	10	1:56.578	179.7
2	14	Team Motopark	DEU	Yuki Tsunoda	JPN	R	2	Dallara F317	Team Motopark	17	34:31.307	1.247	1.247	172.0	10	1:56.529	179.8
3	8	Teo Martin	ESP	Lukas Dunner	AUT			Dallara F317	Teo Martin Motorsport	17	34:31.702	1.642	0.395	171.9	10	1:56.535	179.8
4	26	Double R	GBR	Linus Lundqvist	SWE	R	3	Dallara F317	Double R	17	34:34.335	4.275	2.633	171.7	16	1:56.337	180.1
5	33	Team Motopark	DEU	Marino Sato	JPN			Dallara F317	Team Motopark	17	34:37.261	7.201	2.926	171.5	11	1:56.801	179.4
6	11	Carlin Motorsport	GBR	Teppei Natori	JPN	R	4	Dallara F317	Carlin Motorsport	17	34:37.847	7.787	0.586	171.4	16	1:56.741	179.5
7	18	Team Motopark	DEU	Julian Hanes	DEU			Dallara F317	Team Motopark	17	34:39.535	9.475	1.688	171.3	13	1:56.860	179.3
8	77	Teo Martin	ESP	Guilherme Samaia	BRA			Dallara F317	Teo Martin Motorsport	17	34:40.054	9.994	0.519	171.2	11	1:56.316	180.1
9	7	Double R	GBR	Jack Doohan	AUS	R	5	Dallara F317	Double R	17	34:42.616	12.556	2.562	171.0	16	1:56.345	180.1
10	31	Carlin Motorsport	GBR	Billy Monger	GBR	R	6	Dallara F317	Carlin Motorsport	17	34:56.663	26.603	14.047	169.9	11	1:57.652	178.1
11	63	Carlin Motorsport	GBR	Nicolai Kjaergaard	DNK	R	7	Dallara F317	Carlin Motorsport	17	34:58.186	28.126	1.523	169.8	17	1:58.030	177.5
12	21	Fortec Motorsport	GBR	Calan Williams	AUS			Dallara F317	Fortec Motorsport	17	35:03.402	33.342	5.216	169.3	11	1:58.432	176.9
13	66	Drivex School	ESP	Petru Florescu	ROU			Dallara F317	Drivex School	17	35:04.796	34.736	1.394	169.2	17	1:58.200	177.3
14	3	RP Motorsport	ITA	Pierre Louis Chovet	FRA	R	8	Dallara F317	RP Motorsport	17	35:06.962	36.902	2.166	169.1	14	1:58.623	176.6
15	99	Drivex School	ESP	Rui Andrade	AGO	R	9	Dallara F317	Drivex School	17	35:19.635	49.575	12.673	168.0	9	1:59.634	175.1
16	5	Tsimpris	GRC	Dimitrios Tsimpris	GRC	R	10	Dallara F317	Tsimpris Motorsport	17	35:43.300	1:13.240	23.665	166.2	8	2:01.180	172.9
Not classified: (Requirements: 75% of number laps of leader = 13 Laps)																	
12	Carlin Motorsport	GBR	Christian Hahn	BRA				Dallara F317	Carlin Motorsport	9	19:07.972	8 Laps	8 Laps	164.3	7	1:58.341	177.1
51	Teo Martin	ESP	Aldo Festante	ITA				Dallara F317	Teo Martin Motorsport	9	19:08.838	8 Laps	0.866	164.1	8	1:58.058	177.5
1	RP Motorsport	ITA	Javier Gonzalez	MEX	R	11		Dallara F317	RP Motorsport	5	12:55.223	12 Laps	4 Laps	135.1	2	2:01.698	172.2
20	Fortec Motorsport	GBR	Cameron Das	USA				Dallara F317	Fortec Motorsport								
2	RP Motorsport	ITA	Artem Petrov	RUS				Dallara F317	RP Motorsport								

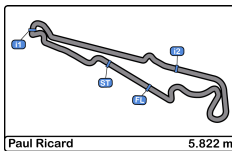
Fastest lap Guilherme Samaia in 1:56.316 at 180.2 Km/h in lap 11

Published at:.....

Track Temp: 35.3 °C Air Temp: 16.8 °C Humidity: 52 % Track Status: DRY

Stewards:	Race Director:	Timekeeper:





Paul Ricard
Euroformula Open
Race - 1
Provisional Results by Class



Cls	Nº	Entrant	Nat	Driver	Nat	Cat	Cls	Chassis	Team	Laps	Total Time	Gap	Interval	Km/h	Best	Time	Km/h
1	8	Teo Martin	ESP	Lukas Dunner	AUT			Dallara F317	Teo Martin Motorsport	17	34:31.702			171.9	10	1:56.535	179.8
2	33	Team Motopark	DEU	Marino Sato	JPN			Dallara F317	Team Motopark	17	34:37.261	7.201	5.559	171.5	11	1:56.801	179.4
3	18	Team Motopark	DEU	Julian Hanses	DEU			Dallara F317	Team Motopark	17	34:39.535	9.475	2.274	171.3	13	1:56.860	179.3
4	77	Teo Martin	ESP	Guilherme Samaia	BRA			Dallara F317	Teo Martin Motorsport	17	34:40.054	9.994	0.519	171.2	11	1:56.316	180.1
5	21	Fortec Motorsport	GBR	Calan Williams	AUS			Dallara F317	Fortec Motorsport	17	35:03.402	33.342	23.348	169.3	11	1:58.432	176.9
6	66	Drivex School	ESP	Petru Florescu	ROU			Dallara F317	Drivex School	17	35:04.796	34.736	1.394	169.2	17	1:58.200	177.3

Not classified: (Requirements: 75% of number laps of leader = 13 Laps)

12	Carlin Motorsport	GBR	Christian Hahn	BRA			Dallara F317	Carlin Motorsport	9	19:07.972	8 Laps	8 Laps	164.3	7	1:58.341	177.1
51	Teo Martin	ESP	Aldo Festante	ITA			Dallara F317	Teo Martin Motorsport	9	19:08.838	8 Laps	0.866	164.1	8	1:58.058	177.5
20	Fortec Motorsport	GBR	Cameron Das	USA			Dallara F317	Fortec Motorsport								
2	RP Motorsport	ITA	Artem Petrov	RUS			Dallara F317	RP Motorsport								

Rookie

1	30	Team Motopark	DEU	Liam Lawson	NZL	R	1	Dallara F317	Team Motopark	17	34:30.060			172.1	10	1:56.578	179.7
2	14	Team Motopark	DEU	Yuki Tsunoda	JPN	R	2	Dallara F317	Team Motopark	17	34:31.307	1.247	1.247	172.0	10	1:56.529	179.8
3	26	Double R	GBR	Linus Lundqvist	SWE	R	3	Dallara F317	Double R	17	34:34.335	4.275	3.028	171.7	16	1:56.337	180.1
4	11	Carlin Motorsport	GBR	Teppey Natori	JPN	R	4	Dallara F317	Carlin Motorsport	17	34:37.847	7.787	3.512	171.4	16	1:56.741	179.5
5	7	Double R	GBR	Jack Doohan	AUS	R	5	Dallara F317	Double R	17	34:42.616	12.556	4.769	171.0	16	1:56.345	180.1
6	31	Carlin Motorsport	GBR	Billy Monger	GBR	R	6	Dallara F317	Carlin Motorsport	17	34:56.663	26.603	14.047	169.9	11	1:57.652	178.1
7	63	Carlin Motorsport	GBR	Nicolai Kjaergaard	DNK	R	7	Dallara F317	Carlin Motorsport	17	34:58.186	28.126	1.523	169.8	17	1:58.030	177.5
8	3	RP Motorsport	ITA	Pierre Louis Chovet	FRA	R	8	Dallara F317	RP Motorsport	17	35:06.962	36.902	8.776	169.1	14	1:58.623	176.6
9	99	Drivex School	ESP	Rui Andrade	AGO	R	9	Dallara F317	Drivex School	17	35:19.635	49.575	12.673	168.0	9	1:59.634	175.1
10	5	Tsimpris	GRC	Dimitrios Tsimpris	GRC	R	10	Dallara F317	Tsimpris Motorsport	17	35:43.300	1:13.240	23.665	166.2	8	2:01.180	172.9

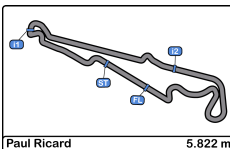
Not classified: (Requirements: 75% of number laps of leader = 13 Laps)

Published at:.....

Track Temp: **35.3 °C** Air Temp: **16.8 °C** Humidity: **52 %** Track Status: **DRY**

Stewards:	Race Director:	Timekeeper:





Paul Ricard
Euroformula Open
Race - 1
Provisional Results by Class



Cls	Nº	Entrant	Nat	Driver	Nat	Cat	Cls	Chassis	Team	Laps	Total Time	Gap	Interval	Km/h	Best Time	Km/h	
1		RP Motorsport	ES	Javier Gonzalez	MEX	R	11	Dallara F317	RP Motorsport	5	12:55.223	12 Laps	12 Laps	135.1	2	2:01.698	172.2

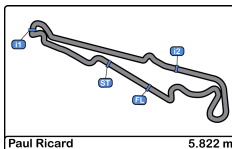
Fastest lap Guilherme Samaia in 1:56.316 at 180.2 Km/h in lap 11

Published at:.....

Track Temp: 35.3 °C Air Temp: 16.8 °C Humidity: 52 % Track Status: DRY

Stewards:	Race Director:	Timekeeper: 
-----------	----------------	--





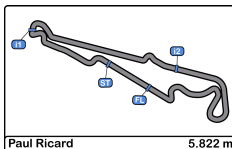
Paul Ricard
Euroformula Open
Race - 1



Provisional Classification by Driver Fastest Lap

Clas	Nº	Entrant	Nat	Driver	Nat	Cat	Clas	Chassis	Team	Laps	Best	Time	Gap	Interval	Km/h
1	77	Teo Martin		Guilherme Samaia				Dallara F317	Teo Martin Motorsport	17	11	1:56.316			180.1
2	26	Double R		Linus Lundqvist		R	1	Dallara F317	Double R	17	16	1:56.337	0.021	0.021	180.1
3	7	Double R		Jack Doohan		R	2	Dallara F317	Double R	17	16	1:56.345	0.029	0.008	180.1
4	14	Team Motopark		Yuki Tsunoda		R	3	Dallara F317	Team Motopark	17	10	1:56.529	0.213	0.184	179.8
5	8	Teo Martin		Lukas Dunner				Dallara F317	Teo Martin Motorsport	17	10	1:56.535	0.219	0.006	179.8
6	30	Team Motopark		Liam Lawson		R	4	Dallara F317	Team Motopark	17	10	1:56.578	0.262	0.043	179.7
7	11	Carlin Motorsport		Teppei Natori		R	5	Dallara F317	Carlin Motorsport	17	16	1:56.741	0.425	0.163	179.5
8	33	Team Motopark		Marino Sato				Dallara F317	Team Motopark	17	11	1:56.801	0.485	0.060	179.4
9	18	Team Motopark		Julian Hanes				Dallara F317	Team Motopark	17	13	1:56.860	0.544	0.059	179.3
10	31	Carlin Motorsport		Billy Monger		R	6	Dallara F317	Carlin Motorsport	17	11	1:57.652	1.336	0.792	178.1
11	63	Carlin Motorsport		Nicolai Kjaergaard		R	7	Dallara F317	Carlin Motorsport	17	17	1:58.030	1.714	0.378	177.5
12	51	Teo Martin		Aldo Festante				Dallara F317	Teo Martin Motorsport	9	8	1:58.058	1.742	0.028	177.5
13	66	Drivex School		Petru Florescu				Dallara F317	Drivex School	17	17	1:58.200	1.884	0.142	177.3
14	12	Carlin Motorsport		Christian Hahn				Dallara F317	Carlin Motorsport	9	7	1:58.341	2.025	0.141	177.1
15	21	Fortec Motorsport		Calan Williams				Dallara F317	Fortec Motorsport	17	11	1:58.432	2.116	0.091	176.9
16	3	RP Motorsport		Pierre Louis Chovet		R	8	Dallara F317	RP Motorsport	17	14	1:58.623	2.307	0.191	176.6
17	99	Drivex School		Rui Andrade		R	9	Dallara F317	Drivex School	17	9	1:59.634	3.318	1.011	175.1
18	5	Tsimpris		Dimitrios Tsimpris		R	10	Dallara F317	Tsimpris Motorsport	17	8	2:01.180	4.864	1.546	172.9
19	1	RP Motorsport		Javier Gonzalez		R	11	Dallara F317	RP Motorsport	5	2	2:01.698	5.382	0.518	172.2



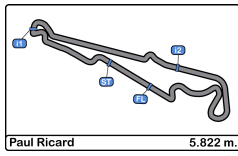


Paul Ricard
Euroformula Open
Race - 1
Distance and Speed Average



Clas	Nº	Entrant	Nat	Driver	Nat	Cat	Clas	Chassis	Team	Laps	Distance	Total Time	Km/h
1	30	Team Motopark		Liam Lawson		R	1	Dallara F317	Team Motopark	17	98.97	34:30.060	172.1
2	14	Team Motopark		Yuki Tsunoda		R	2	Dallara F317	Team Motopark	17	98.97	34:31.307	172.0
3	8	Teo Martin		Lukas Dunner				Dallara F317	Teo Martin Motorsport	17	98.97	34:31.702	171.9
4	26	Double R		Linus Lundqvist		R	3	Dallara F317	Double R	17	98.97	34:34.335	171.7
5	33	Team Motopark		Marino Sato				Dallara F317	Team Motopark	17	98.97	34:37.261	171.5
6	11	Carlin Motorsport		Teppei Natori		R	4	Dallara F317	Carlin Motorsport	17	98.97	34:37.847	171.4
7	18	Team Motopark		Julian Hanes				Dallara F317	Team Motopark	17	98.97	34:39.535	171.3
8	77	Teo Martin		Guilherme Samaia				Dallara F317	Teo Martin Motorsport	17	98.97	34:40.054	171.2
9	7	Double R		Jack Doohan		R	5	Dallara F317	Double R	17	98.97	34:42.616	171.0
10	31	Carlin Motorsport		Billy Monger		R	6	Dallara F317	Carlin Motorsport	17	98.97	34:56.663	169.9
11	63	Carlin Motorsport		Nicolai Kjaergaard		R	7	Dallara F317	Carlin Motorsport	17	98.97	34:58.186	169.8
12	21	Fortec Motorsport		Calan Williams				Dallara F317	Fortec Motorsport	17	98.97	35:03.402	169.3
13	66	Drivex School		Petru Florescu				Dallara F317	Drivex School	17	98.97	35:04.796	169.2
14	3	RP Motorsport		Pierre Louis Chovet		R	8	Dallara F317	RP Motorsport	17	98.97	35:06.962	169.1
15	99	Drivex School		Rui Andrade		R	9	Dallara F317	Drivex School	17	98.97	35:19.635	168.0
16	5	Tsimpris		Dimitrios Tsimpris		R	10	Dallara F317	Tsimpris Motorsport	17	98.97	35:43.300	166.2
Not classified: (Requirements: 75% of number laps of leader = 13 Laps)													
	12	Carlin Motorsport		Christian Hahn				Dallara F317	Carlin Motorsport	9	52.39	19:07.972	164.3
	51	Teo Martin		Aldo Festante				Dallara F317	Teo Martin Motorsport	9	52.39	19:08.838	164.1
	1	RP Motorsport		Javier Gonzalez		R	11	Dallara F317	RP Motorsport	5	29.11	12:55.223	135.1
	20	Fortec Motorsport		Cameron Das				Dallara F317	Fortec Motorsport				
	2	RP Motorsport		Artem Petrov				Dallara F317	RP Motorsport				





Paul Ricard
Euroformula Open
Race - 1
Lap Analysis



1	Javier Gonzalez	R	Dallara F317 Piedrafita RP Motorsport	7	Jack Doohan	R	Dallara F317 HWA Double R
----------	-----------------	---	---	----------	-------------	---	------------------------------

Lap	D	Time	Sector 1	Sector 2	Sector 3	T. Spd	Elapsed
1		2:08.852	40.902	37.675	50.275	206.5	2:08.852
2		2:01.698	33.903	37.569	50.226	226.4	4:10.550
3		2:08.347	32.922	39.248	56.177	225.9	6:18.897
4		2:54.450	43.436	58.024	1:12.990	210.5	9:13.347
5		3:41.876 P	33.373	1:20.162	1:48.341	222.6	12:55.223

Lap	D	Time	Sector 1	Sector 2	Sector 3	T. Spd	Elapsed
1		2:07.709	40.147	37.321	50.241	202.6	2:07.709
2		2:00.492	34.175	36.268	50.049	229.2	4:08.201
3		2:07.380	32.976	38.824	55.580	229.7	6:15.581
4		2:56.291	44.831	57.555	1:13.905	204.9	9:11.872
5		2:00.494	33.226	36.886	50.382	231.7	11:12.366

2	Artem Petrov		Dallara F317 Piedrafita RP Motorsport
----------	--------------	--	---

6			Dallara F317 Piedrafita RP Motorsport	7			Dallara F317 HWA
----------	--	--	---	----------	--	--	------------------

Lap	D	Time	Sector 1	Sector 2	Sector 3	T. Spd	Elapsed
6		1:59.290	32.820	36.390	50.080	229.2	13:11.656
7		1:58.409	33.251	36.249	48.909	227.8	15:10.065
8		1:58.478	32.584	36.544	49.350	229.2	17:08.543
9		1:59.706	33.821	36.523	49.362	223.6	19:08.249
10		1:57.139	32.274	36.287	48.578	230.7	21:05.388
11		1:56.874	32.320	36.053	48.501	223.1	23:02.262
12		1:56.978	32.280	36.222	48.476	224.5	24:59.240
13		1:56.906	32.383	36.291	48.232	224.0	26:56.146
14		1:56.794	32.192	36.112	48.490	224.0	28:52.940
15		1:56.585	32.205	36.169	48.211	224.5	30:49.525
16		1:56.345	32.029	36.015	48.301	224.0	32:45.870
17		1:56.746	32.161	36.257	48.328	225.0	34:42.616

Lap	D	Time	Sector 1	Sector 2	Sector 3	T. Spd	Elapsed
6		1:59.290	32.820	36.390	50.080	229.2	13:11.656
7		1:58.409	33.251	36.249	48.909	227.8	15:10.065
8		1:58.478	32.584	36.544	49.350	229.2	17:08.543
9		1:59.706	33.821	36.523	49.362	223.6	19:08.249
10		1:57.139	32.274	36.287	48.578	230.7	21:05.388
11		1:56.874	32.320	36.053	48.501	223.1	23:02.262
12		1:56.978	32.280	36.222	48.476	224.5	24:59.240
13		1:56.906	32.383	36.291	48.232	224.0	26:56.146
14		1:56.794	32.192	36.112	48.490	224.0	28:52.940
15		1:56.585	32.205	36.169	48.211	224.5	30:49.525
16		1:56.345	32.029	36.015	48.301	224.0	32:45.870
17		1:56.746	32.161	36.257	48.328	225.0	34:42.616

3	Pierre Louis Chovet	R	Dallara F317 Piedrafita RP Motorsport
----------	---------------------	---	---

8	Lukas Dunner		Dallara F317 HWA Teo Martin Motorsport
----------	--------------	--	---

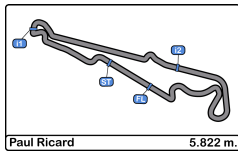
Lap	D	Time	Sector 1	Sector 2	Sector 3	T. Spd	Elapsed
1		2:11.692	43.503	37.309	50.880	202.6	2:11.692
2		2:00.392	33.447	36.771	50.174	227.3	4:12.084
3		2:09.351	33.059	39.627	56.665	232.2	6:21.435
4		2:53.530	43.086	58.047	1:12.397	180.6	9:14.965
5		1:59.778	33.273	36.673	49.832	225.9	11:14.743
6		1:59.344	32.979	36.556	49.809	229.7	13:14.087
7		1:59.991	33.123	37.036	49.832	227.8	15:14.078
8		1:59.746	32.949	36.586	50.211	229.2	17:13.824
9		2:00.288	33.471	36.884	49.933	224.0	19:14.112
10		1:58.867	32.693	36.537	49.637	228.8	21:12.979
11		1:58.906	32.553	36.205	50.148	226.8	23:11.885
12		1:59.865	33.403	36.686	49.776	229.7	25:11.750
13		1:59.016	32.671	36.861	49.484	225.9	27:10.766
14		1:58.623	32.525	36.544	49.554	224.0	29:09.389
15		1:59.244	32.890	36.875	49.479	226.8	31:08.633
16		1:58.995	32.855	36.599	49.541	225.9	33:07.628
17		1:59.334	33.027	36.473	49.834	222.6	35:06.962

Lap	D	Time	Sector 1	Sector 2	Sector 3	T. Spd	Elapsed
8		2:01.368	35.528	36.668	49.172	185.2	2:01.368
9		1:57.800	32.763	36.390	48.647	220.4	3:59.168
10		2:06.925	32.399	39.201	55.325	223.1	6:06.093
11		3:01.540	45.911	57.791	1:17.838	203.3	9:07.633
12		2:00.168	34.419	36.703	49.046	220.4	11:07.801
13		1:57.128	32.242	36.232	48.654	225.9	13:04.929
14		1:57.287	32.286	36.260	48.741	224.0	15:02.216
15		1:56.867	32.116	36.132	48.619	225.9	16:59.083
16		1:56.896	32.283	36.244	48.369	225.0	18:55.979
17		1:56.535	32.135	36.005	48.395	225.0	20:52.514
18		1:56.712	32.252	36.107	48.353	223.6	22:49.226
19		1:56.582	32.175	36.067	48.340	225.4	24:45.808
20		1:56.764	32.183	36.249	48.332	225.4	26:42.572
21		1:57.363	32.331	36.248	48.784	228.8	28:39.935
22		1:57.527	32.358	36.329	48.840	227.8	30:37.462
23		1:57.467	32.154	36.412	48.901	230.7	32:34.929
24		1:56.773	32.093	36.031	48.649	226.8	34:31.702

5	Dimitrios Tsimpris	R	Dallara F317 Piedrafita Tsimpris Motorsport
----------	--------------------	---	---

Lap	D	Time	Sector 1	Sector 2	Sector 3	T. Spd	Elapsed
1		2:12.615	42.877	37.640	52.098	204.5	2:12.615
2		2:01.958	34.148	37.323	50.487	220.4	4:14.573
3		2:08.754	34.168	38.053	56.533	219.9	6:23.327
4		2:52.874	42.372	58.284	1:12.218	193.8	9:16.201
5		2:02.644	34.450	37.617	50.577	220.4	11:18.845
6		2:01.540	33.948	37.451	50.141	219.0	13:20.385
7		2:02.180	34.083	37.441	50.656	216.4	15:22.565
8		2:01.180	33.857	37.267	50.056	216.0	17:23.745
9		2:01.976	33.897	37.360	50.719	214.7	19:25.721
10		2:03.748	34.259	38.490	50.999	215.1	21:29.469
11		2:01.288	34.151	37.253	49.884	214.7	23:30.757
12		2:02.188	33.941	37.396	50.851	215.1	25:32.945
13		2:01.434	33.806	37.345	50.283	215.1	27:34.379
14		2:02.244	34.117	37.499	50.628	215.1	29:36.623
15		2:02.076	34.289	37.550	50.237	215.5	31:38.699
16		2:02.276	34.152	37.633	50.491	215.1	33:40.975
17		2:02.325	34.526	37.271	50.528	213.0	35:43.300





Paul Ricard
Euroformula Open
Race - 1
Lap Analysis



26 Linus Lundqvist R Dallara F317 HWA **31** Billy Monger R Dallara F317 Spiess
 Double R Carlin Motorsport

Lap	D	Time	Sector 1	Sector 2	Sector 3	T. Spd	Elapsed	Lap	D	Time	Sector 1	Sector 2	Sector 3	T. Spd	Elapsed
1		2:07.204	39.492	37.339	50.373	201.4	2:07.204	1		2:09.398	41.321	38.051	50.026	206.1	2:09.398
2		1:59.251	33.966	36.349	48.936	228.8	4:06.455	2		2:02.000	34.101	36.965	50.934	233.7	4:11.398
3		2:06.165	32.470	38.832	54.863	227.8	6:12.620	3		2:08.364	32.719	39.569	56.076	225.4	6:19.762
4		2:57.793	44.474	57.184	1:16.135	219.5	9:10.413	4		2:53.997	43.453	58.239	1:12.305	192.1	9:13.759
5		1:58.491	33.055	36.883	48.553	229.7	11:08.904	5		1:59.797	33.298	36.666	49.833	227.3	11:13.556
6		1:57.009	32.356	36.150	48.503	229.7	13:05.913	6		1:59.469	32.991	36.546	49.932	228.8	13:13.025
7		1:57.637	32.598	36.247	48.792	232.2	15:03.550	7		1:59.275	33.067	36.478	49.730	228.3	15:12.300
8		1:57.684	32.600	36.303	48.781	233.7	17:01.234	8		1:58.427	32.713	36.532	49.182	227.8	17:10.727
9		1:57.148	32.347	36.330	48.471	229.2	18:58.382	9		1:59.073	33.032	36.562	49.479	226.8	19:09.800
10		1:57.318	32.227	36.195	48.896	227.8	20:55.700	10		1:59.432	32.865	37.334	49.233	226.4	21:09.232
11		1:56.833	32.200	36.183	48.450	228.8	22:52.533	11		1:57.652	32.426	36.253	48.973	219.5	23:06.884
12		1:56.712	32.198	36.267	48.247	229.2	24:49.245	12		1:58.132	32.486	36.557	49.089	221.3	25:05.016
13		1:58.017	32.455	37.077	48.485	231.2	26:47.262	13		1:58.437	32.557	36.621	49.259	220.4	27:03.453
14		1:57.474	32.425	36.107	48.942	225.9	28:44.736	14		1:58.318	32.516	36.601	49.201	218.6	29:01.771
15		1:56.604	32.264	36.100	48.240	224.5	30:41.340	15		1:57.852	32.438	36.603	48.811	220.4	30:59.623
16		1:56.337	32.016	36.043	48.278	225.4	32:37.677	16		1:58.641	32.592	36.596	49.453	219.0	32:58.264
17		1:56.658	32.039	36.103	48.516	225.0	34:34.335	17		1:58.399	32.701	36.370	49.328	219.0	34:56.663

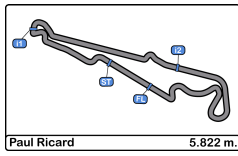
30 Liam Lawson R Dallara F317 Spiess **33** Marino Sato R Dallara F317 Spiess
 Team Motopark Team Motopark

Lap	D	Time	Sector 1	Sector 2	Sector 3	T. Spd	Elapsed	Lap	D	Time	Sector 1	Sector 2	Sector 3	T. Spd	Elapsed
1		2:01.882	36.092	36.541	49.249	187.5	2:01.882	1		2:03.303	37.382	36.631	49.290	190.4	2:03.303
2		1:57.811	32.650	36.406	48.755	225.0	3:59.693	2		1:58.226	32.894	36.501	48.831	222.2	4:01.529
3		2:07.267	32.284	39.598	55.385	226.8	6:06.960	3		2:06.963	32.750	38.655	55.558	223.6	6:08.492
4		3:00.945	46.042	57.448	1:17.455	192.8	9:07.905	4		3:00.617	45.802	57.591	1:17.224	196.0	9:09.109
5		1:58.290	33.467	36.393	48.430	225.9	11:06.195	5		1:59.183	33.413	36.648	49.122	220.8	11:08.292
6		1:57.018	32.291	36.164	48.563	221.7	13:03.213	6		1:57.286	32.383	36.144	48.759	226.4	13:05.578
7		1:56.831	32.197	36.126	48.508	220.8	15:00.044	7		1:57.608	32.516	36.217	48.875	223.6	15:03.186
8		1:56.886	32.157	36.258	48.471	222.2	16:56.930	8		1:57.367	32.405	36.333	48.629	224.0	17:00.553
9		1:56.611	32.162	36.292	48.157	220.8	18:53.541	9		1:57.164	32.444	36.363	48.357	221.7	18:57.717
10		1:56.578	32.139	36.194	48.245	219.9	20:50.119	10		1:57.287	32.441	36.350	48.496	222.2	20:55.004
11		1:56.709	32.245	36.305	48.159	219.9	22:46.828	11		1:56.801	32.393	36.242	48.166	220.8	22:51.805
12		1:57.202	32.239	36.369	48.594	221.3	24:44.030	12		1:56.980	32.270	36.297	48.413	222.2	24:48.785
13		1:57.713	32.175	36.893	48.645	220.8	26:41.743	13		1:57.148	32.460	36.351	48.337	222.2	26:45.933
14		1:57.242	32.079	36.442	48.721	220.8	28:38.985	14		1:59.145	32.420	36.368	50.357	220.4	28:45.078
15		1:56.952	32.034	36.425	48.493	219.5	30:35.937	15		1:57.488	32.641	36.357	48.490	226.4	30:42.566
16		1:57.186	32.225	36.293	48.668	221.3	32:33.123	16		1:57.125	32.380	36.234	48.511	223.1	32:39.691
17		1:56.937	32.240	36.334	48.363	219.9	34:30.060	17		1:57.570	32.384	36.488	48.698	220.8	34:37.261

51 Aldo Festante R Dallara F317 HWA
 Teo Martin Motorsport

Lap	D	Time	Sector 1	Sector 2	Sector 3	T. Spd	Elapsed
1		2:06.693	37.882	37.513	51.298	190.4	2:06.693
2		2:00.436	33.721	36.753	49.962	220.8	4:07.129
3		2:06.276	32.988	37.974	55.314	228.8	6:13.405
4		2:57.518	44.575	57.099	1:15.844	215.1	9:10.923
5		2:01.187	33.150	37.448	50.589	228.8	11:12.110
6		1:59.468	32.678	36.501	50.289	224.5	13:11.578
7		1:59.359	33.923	36.512	48.924	222.6	15:10.937
8		1:58.058	32.689	36.592	48.777	228.3	17:08.995
9		1:59.843	33.926	36.317	49.600	231.2	19:08.838
10			33.328			229.2	





Paul Ricard
Euroformula Open
Race - 1
Lap Analysis



63

Nicolai Kjaergaard

R

Dallara F317 Spiess

77

Guilherme Samaia

Dallara F317 HWA

Carlin Motorsport

Teo Martin Motorsport

Lap	D	Time	Sector 1	Sector 2	Sector 3	T. Spd	Elapsed	Lap	D	Time	Sector 1	Sector 2	Sector 3	T. Spd	Elapsed
1		2:09.190	40.660	37.212	51.318	202.6	2:09.190	1		2:07.314	39.309	36.924	51.081	197.4	2:07.314
2		2:00.505	34.051	36.834	49.620	228.8	4:09.695	2		2:00.503	34.330	36.867	49.306	228.3	4:07.817
3		2:08.719	33.323	39.038	56.358	225.9	6:18.414	3		2:07.238	33.116	38.417	55.705	229.7	6:15.055
4		2:54.411	43.312	57.791	1:13.308	202.6	9:12.825	4		2:56.557	44.532	57.647	1:14.378	186.8	9:11.612
5		2:00.403	33.389	36.727	50.287	225.9	11:13.228	5		1:59.163	33.192	36.761	49.210	229.2	11:10.775
6		1:59.430	33.026	36.467	49.937	227.3	13:12.658	6		2:00.321	32.781	37.487	50.053	229.2	13:11.096
7		1:59.294	33.197	36.517	49.580	224.5	15:11.952	7		1:58.526	32.774	36.292	49.460	226.4	15:09.622
8		1:58.366	32.716	36.421	49.229	224.5	17:10.318	8		1:57.720	32.636	36.202	48.882	226.4	17:07.342
9		1:59.096	33.055	36.628	49.413	221.7	19:09.414	9		1:57.288	32.384	36.319	48.585	223.6	19:04.630
10		2:00.528	32.899	37.828	49.801	225.9	21:09.942	10		1:56.810	32.281	36.038	48.491	222.2	21:01.440
11		1:58.177	32.786	36.286	49.105	223.1	23:08.119	11		1:56.316	32.159	35.944	48.213	221.7	22:57.756
12		1:58.520	32.814	36.496	49.210	223.1	25:06.639	12		1:57.000	32.158	36.092	48.750	225.4	24:54.756
13		1:58.122	32.827	36.380	48.915	221.3	27:04.761	13		1:56.884	32.148	36.278	48.458	227.3	26:51.640
14		1:58.561	32.890	36.545	49.126	220.8	29:03.322	14		1:57.019	32.098	36.104	48.817	226.8	28:48.659
15		1:58.166	32.654	36.565	48.947	221.3	31:01.488	15		1:56.733	32.102	36.260	48.371	225.9	30:45.392
16		1:58.668	32.793	36.520	49.355	221.3	33:00.156	16		1:57.766	32.121	36.221	49.424	228.8	32:43.158
17		1:58.030	32.701	36.242	49.087	220.8	34:58.186	17		1:56.896	31.889	36.516	48.491	226.8	34:40.054

66

Petru Florescu

Dallara F317 Piedrafita
 Drivex School

99

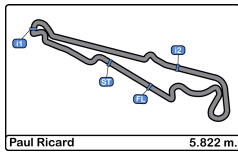
Rui Andrade

R

Dallara F317 Piedrafita
 Drivex School

Lap	D	Time	Sector 1	Sector 2	Sector 3	T. Spd	Elapsed	Lap	D	Time	Sector 1	Sector 2	Sector 3	T. Spd	Elapsed
1		2:10.300	41.141	38.217	50.942	207.6	2:10.300	1		2:11.057	42.548	37.657	50.852	204.9	2:11.057
2		2:01.485	33.570	37.024	50.891	228.8	4:11.785	2		2:01.772	33.702	37.463	50.607	226.8	4:12.829
3		2:08.947	32.922	39.893	56.132	229.7	6:20.732	3		2:09.736	33.559	39.378	56.799	226.8	6:22.565
4		2:53.780	43.193	58.074	1:12.513	192.1	9:14.512	4		2:53.056	42.645	57.834	1:12.577	205.3	9:15.621
5		1:59.842	33.203	36.718	49.921	224.5	11:14.354	5		2:01.270	33.939	37.254	50.077	225.0	11:16.891
6		1:59.399	33.016	36.392	49.991	227.8	13:13.753	6		2:00.517	33.064	37.113	50.340	223.1	13:17.408
7		1:59.943	33.086	36.794	50.063	229.2	15:13.696	7		2:00.555	33.375	36.936	50.244	222.2	15:17.963
8		2:00.030	32.968	36.779	50.283	225.4	17:13.726	8		2:00.088	33.289	37.005	49.794	221.7	17:18.051
9		2:00.022	33.156	37.086	49.780	223.1	19:13.748	9		1:59.634	33.052	36.844	49.738	221.3	19:17.685
10		1:58.795	32.502	36.883	49.410	223.6	21:12.543	10		1:59.728	33.114	36.947	49.667	221.7	21:17.413
11		1:59.097	32.490	36.619	49.988	223.6	23:11.640	11		1:59.731	33.204	36.831	49.696	221.3	23:17.144
12		1:59.566	33.293	36.811	49.462	224.0	25:11.206	12		2:00.009	33.202	36.961	49.846	222.6	25:17.153
13		1:58.669	32.654	36.838	49.177	223.1	27:09.875	13		2:00.098	33.175	37.012	49.911	218.6	27:17.251
14		1:58.934	32.568	36.750	49.616	223.6	29:08.809	14		2:00.894	33.230	37.629	50.035	218.1	29:18.145
15		1:59.021	32.838	36.821	49.362	222.6	31:07.830	15		2:00.734	33.493	37.238	50.003	220.4	31:18.879
16		1:58.766	32.627	36.695	49.444	223.6	33:06.596	16		2:00.353	33.403	36.953	49.997	220.8	33:19.232
17		1:58.200	32.621	36.427	49.152	223.1	35:04.796	17		2:00.403	33.210	36.999	50.194	219.5	35:19.635





Paul Ricard
Euroformula Open
Race - 1
Analysis by Lap



Num	Lap Time	Gap
8	2:01.368	
30	2:01.882	00.514
14	2:02.296	00.928
33	2:03.303	01.935
18	2:04.924	03.556
11	2:06.653	05.285
51	2:06.693	05.325
12	2:06.732	05.364
26	2:07.204	05.836
77	2:07.314	05.946
7	2:07.709	06.341
21	2:08.091	06.723
1	2:08.852	07.484
63	2:09.190	07.822
31	2:09.398	08.030
66	2:10.300	08.932
99	2:11.057	09.689
3	2:11.692	10.324
5	2:12.615	11.247

Num	Lap Time	Gap
8	1:57.800	
30	1:57.811	00.025
14	1:57.894	01.022
33	1:58.226	02.361
18	1:58.431	04.187
12	1:58.462	06.026
26	1:59.251	07.287
51	2:00.436	07.961
11	2:00.825	08.310
77	2:00.503	08.649
7	2:00.492	09.033
21	2:00.939	09.862
63	2:00.505	10.527
1	2:01.698	11.382
31	2:02.000	12.230
66	2:01.485	12.617
3	2:00.392	12.916
99	2:01.772	13.661

Num	Lap Time	Gap
5	2:01.958	15.405
8	2:06.925	
30	2:07.267	00.867
14	2:07.224	01.321
33	2:06.963	02.399
18	2:05.832	03.094
12	2:05.298	04.399
26	2:06.165	06.527
51	2:06.276	07.312
11	2:06.407	07.792
77	2:07.238	08.962
7	2:07.380	09.488
21	2:08.017	10.954
63	2:08.719	12.321
1	2:08.347	12.804
31	2:08.364	13.669
66	2:08.947	14.639
3	2:09.351	15.342
99	2:09.736	16.472
5	2:08.754	17.234

Num	Lap Time	Gap
8	3:01.540	
30	3:00.945	00.272
14	3:01.012	00.793
33	3:00.617	01.476
18	3:00.164	01.718
12	2:59.392	02.251
26	2:57.793	02.780
51	2:57.518	03.290
11	2:57.338	03.590
77	2:56.557	03.979
7	2:56.291	04.239
21	2:55.285	04.699
63	2:54.411	05.192
1	2:54.450	05.714
31	2:53.997	06.126
66	2:53.780	06.879
3	2:53.530	07.332

Num	Lap Time	Gap
99	2:53.056	07.988
5	2:52.874	08.568
30	1:58.290	
14	1:58.351	00.582
8	2:00.168	01.606
33	1:59.183	02.097
26	1:58.491	02.709
18	2:00.129	03.285
12	2:00.460	04.149
77	1:59.163	04.580
11	2:00.026	05.054
51	2:01.187	05.915
7	2:00.494	06.171
21	2:00.469	06.606
63	2:00.403	07.033
31	1:59.797	07.361
66	1:59.842	08.159
3	1:59.778	08.548
99	2:01.270	10.696
5	2:02.644	12.650
1	3:41.876	1:49.028

Num	Lap Time	Gap
30	1:57.018	
14	1:56.794	00.358
8	1:57.128	01.716
33	1:57.286	02.365
26	1:57.009	02.700
18	1:57.747	04.014
11	1:58.128	06.164
12	2:00.208	07.339
77	2:00.321	07.883
51	1:59.468	08.365
7	1:59.290	08.443
63	1:59.430	09.445
31	1:59.469	09.812
21	2:00.584	10.172
66	1:59.399	10.540
3	1:59.344	10.874

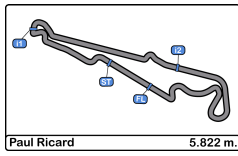
Num	Lap Time	Gap
99	2:00.517	14.195
5	2:01.540	17.172
30	1:56.831	
14	1:57.418	00.945
8	1:57.287	02.172
33	1:57.608	03.142
26	1:57.637	03.506
18	1:57.815	04.998
11	1:57.634	06.967
12	1:58.341	08.849
77	1:58.526	09.578
7	1:58.409	10.021
51	1:59.359	10.893
63	1:59.294	11.908
31	1:59.275	12.256
21	1:59.347	12.688
66	1:59.943	13.652
3	1:59.991	14.034
99	2:00.555	17.919
5	2:02.180	22.521

Num	Lap Time	Gap
30	1:56.886	
14	1:56.861	00.920
8	1:56.867	02.153
33	1:57.367	03.623
26	1:57.684	04.304
18	1:57.883	05.995
11	1:57.419	07.500
77	1:57.720	10.412
7	1:58.478	11.613
12	1:59.860	11.823
51	1:58.058	12.065
63	1:58.366	13.388
31	1:58.427	13.797
21	1:58.775	14.577
66	2:00.030	16.796
3	1:59.746	16.894
99	2:00.088	21.121

Num	Lap Time	Gap
5	2:01.180	26.815
30	1:56.611	
14	1:56.737	01.046
8	1:56.896	02.438
33	1:57.164	04.176
26	1:57.148	04.841
18	1:57.499	06.883
11	1:57.417	08.306
77	1:57.288	11.089
12	1:59.219	14.431
7	1:59.706	14.708
51	1:59.843	15.297
63	1:59.096	15.873
31	1:59.073	16.259
21	1:58.697	16.663
66	2:00.022	20.207
3	2:00.288	20.571
99	1:59.634	24.144
5	2:01.976	32.180

Num	Lap Time	Gap
30	1:56.578	
14	1:56.529	00.997
8	1:56.535	02.395
33	1:57.287	04.885
26	1:57.318	05.581
18	1:57.259	07.564
11	1:56.843	08.571
77	1:56.810	11.321
7	1:57.139	15.269
31	1:59.432	19.113
63	2:00.528	19.823
21	2:00.217	20.302
66	1:58.795	22.424
3	1:58.867	22.860
99	1:59.728	27.294
5	2:03.748	39.350





Paul Ricard
Euroformula Open
Race - 1
Analysis by Lap



30	1:56.709	
14	1:56.686	00.974
8	1:56.712	02.398
33	1:56.801	04.977
26	1:56.833	05.705
11	1:57.214	09.076
18	1:58.715	09.570
77	1:56.316	10.928
7	1:56.874	15.434
31	1:57.652	20.056
63	1:58.177	21.291
21	1:58.432	22.025
66	1:59.097	24.812
3	1:58.906	25.057
99	1:59.731	30.316
5	2:01.288	43.929

Num	Lap Time	Gap
-----	----------	-----

Lap 12

30	1:57.202	
14	1:56.947	00.719
8	1:56.582	01.778
33	1:56.980	04.755
26	1:56.712	05.215
11	1:57.062	08.936
18	1:57.597	09.965
77	1:57.000	10.726
7	1:56.978	15.210
31	1:58.132	20.986
63	1:58.520	22.609
21	1:59.016	23.839
66	1:59.566	27.176
3	1:59.865	27.720
99	2:00.009	33.123
5	2:02.188	48.915

Num	Lap Time	Gap
-----	----------	-----

Lap 13

30	1:57.713	
14	1:57.378	00.384
8	1:56.764	00.829
33	1:57.148	04.190
26	1:58.017	05.519

11	1:56.880	08.103
18	1:56.860	09.112
77	1:56.884	09.897
7	1:56.906	14.403
31	1:58.437	21.710
63	1:58.122	23.018
21	1:58.803	24.929
66	1:58.669	28.132
3	1:59.016	29.023
99	2:00.098	35.508
5	2:01.434	52.636

Num	Lap Time	Gap
-----	----------	-----

Lap 14

30	1:57.242	
14	1:57.363	00.505
8	1:57.363	00.950
26	1:57.474	05.751
33	1:59.145	06.093
11	1:57.230	08.091
18	1:56.988	08.858
77	1:57.019	09.674
7	1:56.794	13.955
31	1:58.318	22.786
63	1:58.561	24.337
21	1:59.159	26.846
66	1:58.934	29.824
3	1:58.623	30.404
99	2:00.894	39.160
5	2:02.244	57.638

Num	Lap Time	Gap
-----	----------	-----

Lap 15

30	1:56.952	
14	1:57.593	01.146
8	1:57.527	01.525
26	1:56.604	05.403
33	1:57.488	06.629
11	1:56.931	08.070
18	1:56.956	08.862
77	1:56.733	09.455
7	1:56.585	13.588
31	1:57.852	23.686

63	1:58.166	25.551
21	1:59.278	29.172
66	1:59.021	31.893
3	1:59.244	32.696
99	2:00.734	42.942
5	2:02.076	1:02.762

Num	Lap Time	Gap
-----	----------	-----

Lap 16

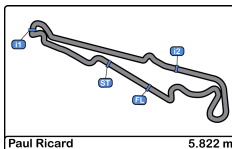
30	1:57.186	
14	1:57.260	01.220
8	1:57.467	01.806
26	1:56.337	04.554
33	1:57.125	06.568
11	1:56.741	07.625
18	1:57.438	09.114
77	1:57.766	10.035
7	1:56.345	12.747
31	1:58.641	25.141
63	1:58.668	27.033
21	1:59.217	31.203
66	1:58.766	33.473
3	1:58.995	34.505
99	2:00.353	46.109
5	2:02.276	1:07.852

Num	Lap Time	Gap
-----	----------	-----

Lap 17

30	1:56.937	
14	1:56.964	01.247
8	1:56.773	01.642
26	1:56.658	04.275
33	1:57.570	07.201
11	1:57.099	07.787
18	1:57.298	09.475
77	1:56.896	09.994
7	1:56.746	12.556
31	1:58.399	26.603
63	1:58.030	28.126
21	1:59.076	33.342
66	1:58.200	34.736
3	1:59.334	36.902
99	2:00.403	49.575



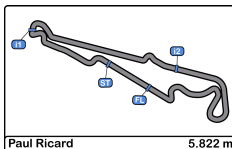


Paul Ricard
Euroformula Open
Race - 1
Best Sectors Results



Sector - 1				Sector - 2				Sector - 3				Ideal Lap vs Best Lap				
Clas	Nº	Driver	Time	Nº	Driver	Time	Nº	Driver	Time	Clas	Nº	Driver	Ideal Lap	Best Lap	Clas	
1	77	Guilherme Samaia	31.889	77	Guilherme Samaia	35.944	30	Liam Lawson	48.157	1	77	Guilherme Samaia	1:56.046	1:56.316	1	
2	26	Linus Lundqvist	32.016	8	Lukas Dunner	36.005	14	Yuki Tsunoda	48.165	2	7	Jack Doohan	1:56.255	1:56.345	3	
3	7	Jack Doohan	32.029	7	Jack Doohan	36.015	33	Marino Sato	48.166	3	26	Linus Lundqvist	1:56.299	1:56.337	2	
4	11	Teppei Natori	32.029	11	Teppei Natori	36.035	7	Jack Doohan	48.211	4	30	Liam Lawson	1:56.317	1:56.578	6	
5	30	Liam Lawson	32.034	26	Linus Lundqvist	36.043	77	Guilherme Samaia	48.213	5	14	Yuki Tsunoda	1:56.369	1:56.529	4	
6	14	Yuki Tsunoda	32.035	30	Liam Lawson	36.126	26	Linus Lundqvist	48.240	6	8	Lukas Dunner	1:56.430	1:56.535	5	
7	8	Lukas Dunner	32.093	33	Marino Sato	36.144	8	Lukas Dunner	48.332	7	11	Teppei Natori	1:56.533	1:56.741	7	
8	18	Julian Hanses	32.103	14	Yuki Tsunoda	36.169	18	Julian Hanses	48.337	8	33	Marino Sato	1:56.580	1:56.801	8	
9	33	Marino Sato	32.270	3	Pierre Louis Chovet	36.205	11	Teppei Natori	48.469	9	18	Julian Hanses	1:56.762	1:56.860	9	
10	31	Billy Monger	32.426	63	Nicolai Kjaergaard	36.242	51	Aldo Festante	48.777	10	31	Billy Monger	1:57.490	1:57.652	10	
11	66	Petru Florescu	32.490	31	Billy Monger	36.253	12	Christian Hahn	48.799	11	51	Aldo Festante	1:57.772	1:58.058	12	
12	3	Pierre Louis Chovet	32.525	51	Aldo Festante	36.317	31	Billy Monger	48.811	12	63	Nicolai Kjaergaard	1:57.811	1:58.030	11	
13	63	Nicolai Kjaergaard	32.654	18	Julian Hanses	36.322	63	Nicolai Kjaergaard	48.915	13	12	Christian Hahn	1:57.958	1:58.341	14	
14	12	Christian Hahn	32.665	21	Calan Williams	36.379	66	Petru Florescu	49.152	14	66	Petru Florescu	1:58.034	1:58.200	13	
15	51	Aldo Festante	32.678	66	Petru Florescu	36.392	21	Calan Williams	49.246	15	3	Pierre Louis Chovet	1:58.209	1:58.623	16	
16	21	Calan Williams	32.722	12	Christian Hahn	36.494	3	Pierre Louis Chovet	49.479	16	21	Calan Williams	1:58.347	1:58.432	15	
17	1	Javier Gonzalez	32.922	99	Rui Andrade	36.831	99	Rui Andrade	49.667	17	99	Rui Andrade	1:59.550	1:59.634	17	
18	99	Rui Andrade	33.052	5	Dimitrios Tsimpris	37.253	5	Dimitrios Tsimpris	49.884	18	1	Javier Gonzalez	2:00.717	2:01.698	19	
19	5	Dimitrios Tsimpris	33.806	1	Javier Gonzalez	37.569	1	Javier Gonzalez	50.226	19	5	Dimitrios Tsimpris	2:00.943	2:01.180	18	
20	20	Cameron Das	Transpon	20	Cameron Das	Transpon	20	Cameron Das	Transpon	20	20	Cameron Das	Transpon	Transpo	20	
21	2	Artem Petrov	Transpon	2	Artem Petrov	Transpon	2	Artem Petrov	Transpon	21	2	Artem Petrov	Transpon	Transpo	21	



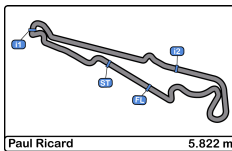


Paul Ricard
Euroformula Open
Race - 1
Leader Sequence



Nº	Entrant	Nat	Driver	Nat	Cat	Chassis	Team	Start Lap	End Lap	Laps	Total Laps
8	Teo Martin	ESP	Lukas Dunner	AUT		Dallara F317 HWA	Teo Martin Motorsport	1	4	4	4
30	Team Motopark	DEU	Liam Lawson	NZL	R	Dallara F317	Team Motopark	5	17	13	13



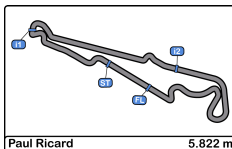


Paul Ricard
Euroformula Open
Race - 1
Best 5 Lap Times



Cls	Nº	Entrant	Nat	Driver	Nat	Cat	Cls	Chassis - Engine	Team	Best 1		Best 2		Best 3		Best 4		Best 5	
										Time	Lap	Time	Lap	Time	Lap	Time	Lap	Time	Lap
1	77	Teo Martin Motorsport	ESP	Guilherme Samaia	BRA			Dallara F317 HWA	Teo Martin Motorsport	1:56.316	11	1:56.733	15	1:56.810	10	1:56.884	13	1:56.896	17
2	26	Double R	GBR	Linus Lundqvist	SWE	R	1	Dallara F317 HWA	Double R	1:56.337	16	1:56.604	15	1:56.658	17	1:56.712	12	1:56.833	11
3	7	Double R	GBR	Jack Doohan	AUS	R	2	Dallara F317 HWA	Double R	1:56.345	16	1:56.585	15	1:56.746	17	1:56.794	14	1:56.874	11
4	14	Team Motopark	DEU	Yuki Tsunoda	JPN	R	3	Dallara F317 Spiess	Team Motopark	1:56.529	10	1:56.686	11	1:56.737	9	1:56.794	6	1:56.861	8
5	8	Teo Martin Motorsport	ESP	Lukas Dunner	AUT			Dallara F317 HWA	Teo Martin Motorsport	1:56.535	10	1:56.582	12	1:56.712	11	1:56.764	13	1:56.773	17
6	30	Team Motopark	DEU	Liam Lawson	NZL	R	4	Dallara F317 Spiess	Team Motopark	1:56.578	10	1:56.611	9	1:56.709	11	1:56.831	7	1:56.886	8
7	11	Carlin Motorsport	GBR	Teppei Natori	JPN	R	5	Dallara F317 Spiess	Carlin Motorsport	1:56.741	16	1:56.843	10	1:56.880	13	1:56.931	15	1:57.062	12
8	33	Team Motopark	DEU	Marino Sato	JPN			Dallara F317 Spiess	Team Motopark	1:56.801	11	1:56.980	12	1:57.125	16	1:57.148	13	1:57.164	9
9	18	Team Motopark	DEU	Julian Hanses	DEU			Dallara F317 Spiess	Team Motopark	1:56.860	13	1:56.956	15	1:56.988	14	1:57.259	10	1:57.298	17
10	31	Carlin Motorsport	GBR	Billy Monger	GBR	R	6	Dallara F317 Spiess	Carlin Motorsport	1:57.652	11	1:57.852	15	1:58.132	12	1:58.318	14	1:58.399	17
11	63	Carlin Motorsport	GBR	Nicolai Kjaergaard	DNK	R	7	Dallara F317 Spiess	Carlin Motorsport	1:58.030	17	1:58.122	13	1:58.166	15	1:58.177	11	1:58.366	8
12	51	Teo Martin Motorsport	ESP	Aldo Festante	ITA			Dallara F317 HWA	Teo Martin Motorsport	1:58.058	8	1:59.359	7	1:59.468	6	1:59.843	9	2:00.436	2
13	66	Drivex School	ESP	Petru Florescu	ROU			Dallara F317 Piedrafita	Drivex School	1:58.200	17	1:58.669	13	1:58.766	16	1:58.795	10	1:58.934	14
14	12	Carlin Motorsport	GBR	Christian Hahn	BRA			Dallara F317 Spiess	Carlin Motorsport	1:58.341	7	1:58.462	2	1:59.219	9	1:59.860	8	2:00.208	6
15	21	Fortec Motorsport	GBR	Calan Williams	AUS			Dallara F317 HWA	Fortec Motorsport	1:58.432	11	1:58.697	9	1:58.775	8	1:58.803	13	1:59.016	12
16	3	RP Motorsport	ITA	Pierre Louis Chovet	FRA	R	8	Dallara F317 Piedrafita	RP Motorsport	1:58.623	14	1:58.867	10	1:58.906	11	1:58.995	16	1:59.016	13
17	99	Drivex School	ESP	Rui Andrade	AGO	R	9	Dallara F317 Piedrafita	Drivex School	1:59.634	9	1:59.728	10	1:59.731	11	2:00.009	12	2:00.088	8
18	5	Tsimpris Motorsport	GRC	Dimitrios Tsimpris	GRC	R	10	Dallara F317 Piedrafita	Tsimpris Motorsport	2:01.180	8	2:01.288	11	2:01.434	13	2:01.540	6	2:01.958	2
19	1	RP Motorsport	ITA	Javier Gonzalez	MEX	R	11	Dallara F317 Piedrafita	RP Motorsport	2:01.698	2	2:08.347	3	2:08.852	1	2:54.450	4	3:41.876	5
20	2	RP Motorsport	ITA	Artem Petrov	RUS			Dallara F317 Piedrafita	RP Motorsport										
21	20	Fortec Motorsport	GBR	Cameron Das	USA			Dallara F317 HWA	Fortec Motorsport										



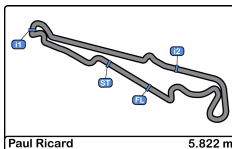


Paul Ricard
Euroformula Open
Race - 1
Best 5 Top Speeds



Cls	Nº	Entrant	Nat	Driver	Nat	Cat	Cls	Chassis - Engine	Team	Top 1		Top 2		Top 3		Top 4		Top 5		Avg
										Km/h	Lap	Km/h	Lap	Km/h	Lap	Km/h	Lap	Km/h	Lap	
1	26	Double R	GBR	Linus Lundqvist	SWE	R	1	Dallara F317 HWA	Double R	233.7	8	232.2	7	231.2	13	229.7	5	229.7	6	231.3
2	31	Carlin Motorsport	GBR	Billy Monger	GBR	R	2	Dallara F317 Spiess	Carlin Motorsport	233.7	2	228.8	6	228.3	7	227.8	8	227.3	5	229.2
3	21	Fortec Motorsport	GBR	Calan Williams	AUS			Dallara F317 HWA	Fortec Motorsport	233.2	2	232.2	7	231.2	8	230.7	10	229.2	3	231.3
4	3	RP Motorsport	ITA	Pierre Louis Chovet	FRA	R	3	Dallara F317 Piedrafita	RP Motorsport	232.2	3	229.7	6	229.7	12	229.2	8	228.8	10	229.9
5	7	Double R	GBR	Jack Doohan	AUS	R	4	Dallara F317 HWA	Double R	231.7	5	230.7	10	229.7	3	229.2	2	229.2	6	230.1
6	51	Teo Martin Motorsport	ESP	Aldo Festante	ITA			Dallara F317 HWA	Teo Martin Motorsport	231.2	9	229.2	10	228.8	3	228.8	5	228.3	8	229.3
7	8	Teo Martin Motorsport	ESP	Lukas Dunner	AUT			Dallara F317 HWA	Teo Martin Motorsport	230.7	16	228.8	14	227.8	15	226.8	17	225.9	6	228.0
8	12	Carlin Motorsport	GBR	Christian Hahn	BRA			Dallara F317 Spiess	Carlin Motorsport	229.7	9	227.3	5	224.0	6	222.6	3	222.2	8	225.2
9	66	Drivex School	ESP	Petru Florescu	ROU			Dallara F317 Piedrafita	Drivex School	229.7	3	229.2	7	228.8	2	227.8	6	225.4	8	228.2
10	77	Teo Martin Motorsport	ESP	Guilherme Samaia	BRA			Dallara F317 HWA	Teo Martin Motorsport	229.7	3	229.2	5	229.2	6	228.8	16	228.3	2	229.1
11	63	Carlin Motorsport	GBR	Nicolai Kjaergaard	DNK	R	5	Dallara F317 Spiess	Carlin Motorsport	228.8	2	227.3	6	225.9	3	225.9	5	225.9	10	226.8
12	11	Carlin Motorsport	GBR	Teppei Natori	JPN	R	6	Dallara F317 Spiess	Carlin Motorsport	228.3	3	226.8	5	225.9	6	221.7	15	221.7	17	224.9
13	30	Team Motopark	DEU	Liam Lawson	NZL	R	7	Dallara F317 Spiess	Team Motopark	226.8	3	225.9	5	225.0	2	222.2	8	221.7	6	224.3
14	99	Drivex School	ESP	Rui Andrade	AGO	R	8	Dallara F317 Piedrafita	Drivex School	226.8	2	226.8	3	225.0	5	223.1	6	222.6	12	224.9
15	1	RP Motorsport	ITA	Javier Gonzalez	MEX	R	9	Dallara F317 Piedrafita	RP Motorsport	226.4	2	225.9	3	222.6	5	210.5	4	206.5	1	218.4
16	14	Team Motopark	DEU	Yuki Tsunoda	JPN	R	10	Dallara F317 Spiess	Team Motopark	226.4	3	226.4	7	225.9	14	225.4	2	225.0	6	225.8
17	33	Team Motopark	DEU	Marino Sato	JPN			Dallara F317 Spiess	Team Motopark	226.4	6	226.4	15	224.0	8	223.6	3	223.6	7	224.8
18	18	Team Motopark	DEU	Julian Hanses	DEU			Dallara F317 Spiess	Team Motopark	225.4	5	224.5	12	223.6	6	223.1	15	222.2	8	223.7
19	5	Tsimpris Motorsport	GRC	Dimitrios Tsimpris	GRC	R	11	Dallara F317 Piedrafita	Tsimpris Motorsport	220.4	2	220.4	5	219.9	3	219.0	6	216.4	7	219.2
20	20	Fortec Motorsport	GBR	Cameron Das	USA			Dallara F317 HWA	Fortec Motorsport	200.3	1									200.3
21	2	RP Motorsport	ITA	Artem Petrov	RUS			Dallara F317 Piedrafita	RP Motorsport	198.1	1									198.1



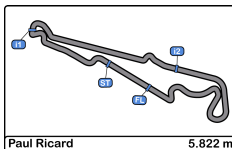


Paul Ricard
Euroformula Open
Race - 1
Fastest Laps Sequence



Lap	Time of Day	Session Time	Nº	Entrant	Nat	Driver	Nat	Cat	Chassis - Engine	Team	Time	Km/h
2	14:33:33.076	3:59.076	8	Teo Martin	ESP	Lukas Dunner	AUT		Dallara F317 HWA	Teo Martin	1:57.800	177.9
6	14:42:37.121	13:03.121	30	Team Motopark	DEU	Liam Lawson	NZL	R	Dallara F317 Spiess	Team Motopark	1:57.018	179.1
6	14:42:37.479	13:03.479	14	Team Motopark	DEU	Yuki Tsunoda	JPN	R	Dallara F317 Spiess	Team Motopark	1:56.794	179.4
9	14:48:27.449	18:53.449	30	Team Motopark	DEU	Liam Lawson	NZL	R	Dallara F317 Spiess	Team Motopark	1:56.611	179.7
10	14:50:24.027	20:50.027	30	Team Motopark	DEU	Liam Lawson	NZL	R	Dallara F317 Spiess	Team Motopark	1:56.578	179.7
10	14:50:25.025	20:51.025	14	Team Motopark	DEU	Yuki Tsunoda	JPN	R	Dallara F317 Spiess	Team Motopark	1:56.529	179.8
11	14:52:31.664	22:57.664	77	Teo Martin	ESP	Guilherme Samaia	BRA		Dallara F317 HWA	Teo Martin	1:56.316	180.1



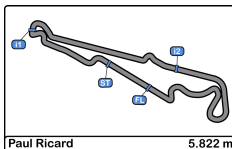


Paul Ricard
Euroformula Open
Race - 1
Event Best Maximum Speed



Nº	Entrant	Nat	Driver	Nat	Cat	Clas	Chassis - Engine	Team	Km/h	Session
31	Carlin Motorsport		Billy Monger		R	1	Dallara F317 Spiess	Carlin Motorsport	233.7	Race - 1
26	Double R		Linus Lundqvist		R	2	Dallara F317 HWA	Double R	233.7	Race - 1
21	Fortec Motorsport		Calan Williams				Dallara F317 HWA	Fortec Motorsport	233.2	Race - 1
3	RP Motorsport		Pierre Louis Chovet		R	3	Dallara F317 Piedrafita	RP Motorsport	232.2	Race - 1
7	Double R		Jack Doohan		R	4	Dallara F317 HWA	Double R	231.7	Race - 1
51	Teo Martin		Aldo Festante				Dallara F317 HWA	Teo Martin	231.2	Race - 1
8	Teo Martin		Lukas Dunner				Dallara F317 HWA	Teo Martin	230.7	Race - 1
77	Teo Martin		Guilherme Samaia				Dallara F317 HWA	Teo Martin	229.7	Race - 1
66	Drivex School		Petru Florescu				Dallara F317 Piedrafita	Drivex School	229.7	Race - 1
12	Carlin Motorsport		Christian Hahn				Dallara F317 Spiess	Carlin Motorsport	229.7	Race - 1
30	Team Motopark		Liam Lawson		R	5	Dallara F317 Spiess	Team Motopark	229.2	Free Practice - 3
14	Team Motopark		Yuki Tsunoda		R	6	Dallara F317 Spiess	Team Motopark	228.8	Free Practice - 3
63	Carlin Motorsport		Nicolai Kjaergaard		R	7	Dallara F317 Spiess	Carlin Motorsport	228.8	Race - 1
20	Fortec Motorsport		Cameron Das				Dallara F317 HWA	Fortec Motorsport	228.3	Free Practice - 2
11	Carlin Motorsport		Teppei Natori		R	8	Dallara F317 Spiess	Carlin Motorsport	228.3	Race - 1
99	Drivex School		Rui Andrade		R	9	Dallara F317 Piedrafita	Drivex School	226.8	Race - 1
1	RP Motorsport		Javier Gonzalez		R	10	Dallara F317 Piedrafita	RP Motorsport	226.4	Race - 1
33	Team Motopark		Marino Sato				Dallara F317 Spiess	Team Motopark	226.4	Race - 1
18	Team Motopark		Julian Hanses				Dallara F317 Spiess	Team Motopark	225.4	Race - 1
2	RP Motorsport		Artem Petrov				Dallara F317 Piedrafita	RP Motorsport	224.5	Qualifying - 1
5	Tsimpris Motorsport		Dimitrios Tsimpris		R	11	Dallara F317 Piedrafita	Tsimpris Motorsport	220.4	Race - 1





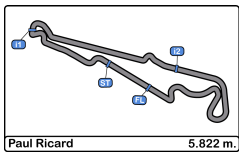
Paul Ricard
Euroformula Open
Race - 1
Lap Chart



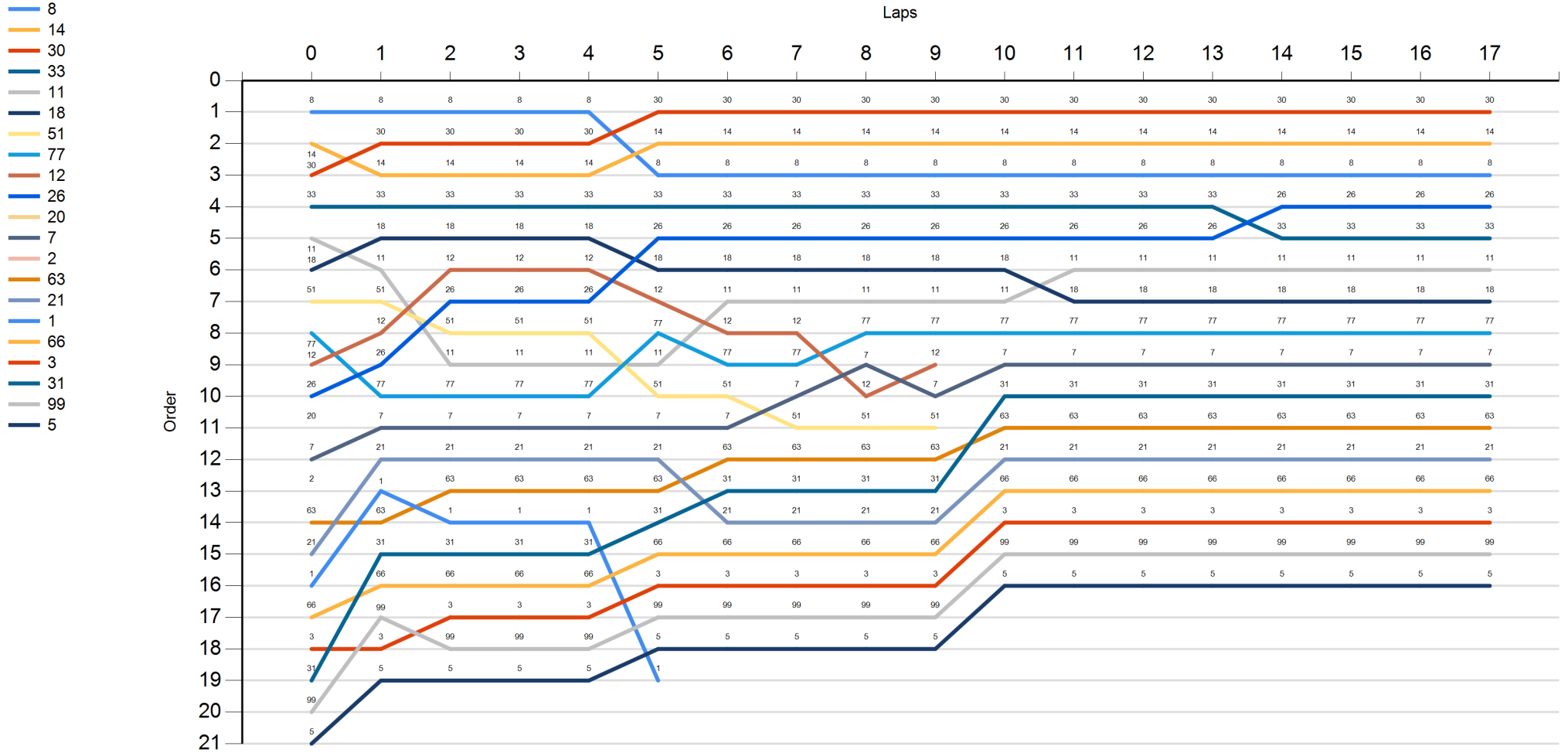
LAP

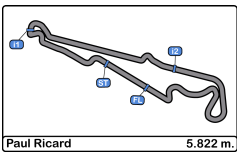
Nr	Po	Grid	1	2	3	4	5	6	7	8	9	10	11	12	13	14	15	16	17
8	1	8	8	8	8	8	30	30	30	30	30	30	30	30	30	30	30	30	30
14	2	14	30	30	30	30	14	14	14	14	14	14	14	14	14	14	14	14	14
30	3	30	14	14	14	14	8	8	8	8	8	8	8	8	8	8	8	8	8
33	4	33	33	33	33	33	33	33	33	33	33	33	33	33	33	26	26	26	26
11	5	11	18	18	18	18	26	26	26	26	26	26	26	26	26	33	33	33	33
18	6	18	11	12	12	12	18	18	18	18	18	18	11	11	11	11	11	11	11
51	7	51	51	26	26	26	12	11	11	11	11	11	18	18	18	18	18	18	18
77	8	77	12	51	51	51	77	12	12	77	77	77	77	77	77	77	77	77	77
12	9	12	26	11	11	11	11	77	77	7	12	7	7	7	7	7	7	7	7
26	10	26	77	77	77	77	51	51	7	12	7	31	31	31	31	31	31	31	31
20	11	20	7	7	7	7	7	7	51	51	51	63	63	63	63	63	63	63	63
7	12	7	21	21	21	21	21	63	63	63	63	21	21	21	21	21	21	21	21
2	13	2	1	63	63	63	63	31	31	31	31	66	66	66	66	66	66	66	66
63	14	63	63	1	1	1	31	21	21	21	21	3	3	3	3	3	3	3	3
21	15	21	31	31	31	31	66	66	66	66	66	99	99	99	99	99	99	99	99
1	16	1	66	66	66	66	3	3	3	3	3	5	5	5	5	5	5	5	5
66	17	66	99	3	3	3	99	99	99	99	99								
3	18	3	3	99	99	99	5	5	5	5	5								
31	19	31	5	5	5	5	1												
99	20	99																	
5	21	5																	





Paul Ricard
Euroformula Open
Race - 1
Graphic Lap Chart



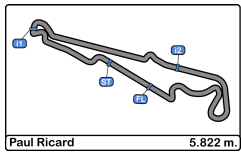


Paul Ricard
Euroformula Open
Race - 1
Pit Stop Analysis



Nr.	In Day Time	Entrant	Nat	Driver	Nat	Cat	Chassis - Engine	Team	In Time	Stop N°	Pit Time	Handicap	Penalty
-----	-------------	---------	-----	--------	-----	-----	------------------	------	---------	---------	----------	----------	---------

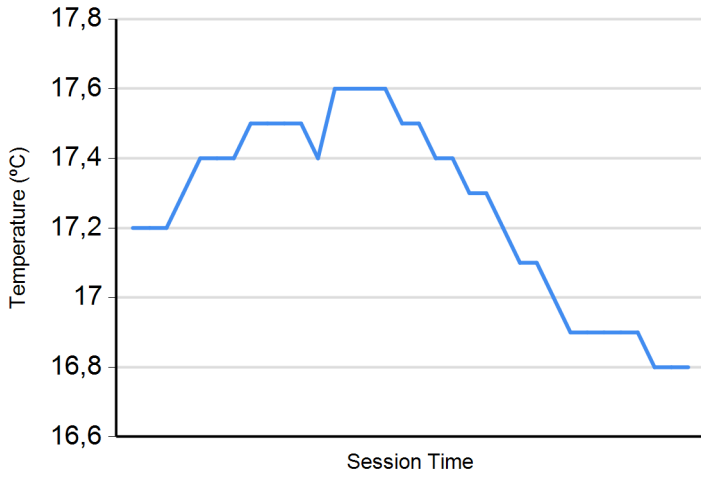




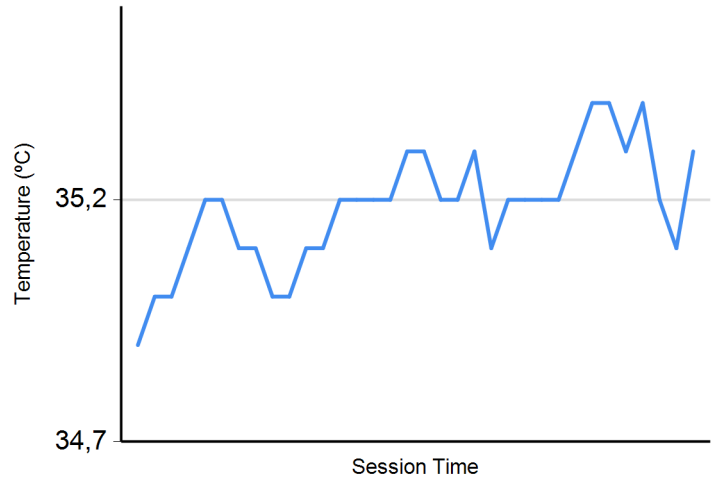
Paul Ricard
Euroformula Open
Race - 1
Weather Report



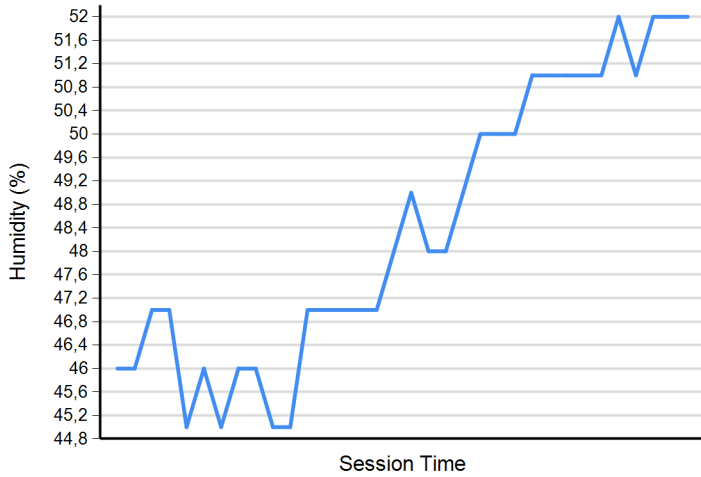
Air Temperature



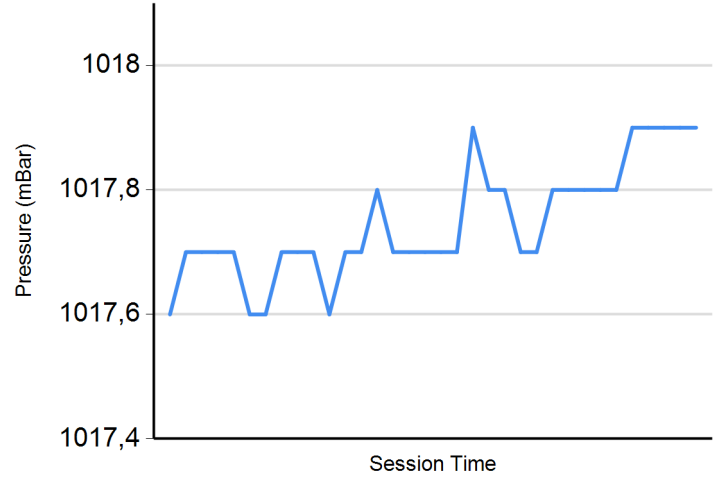
Track Temperature



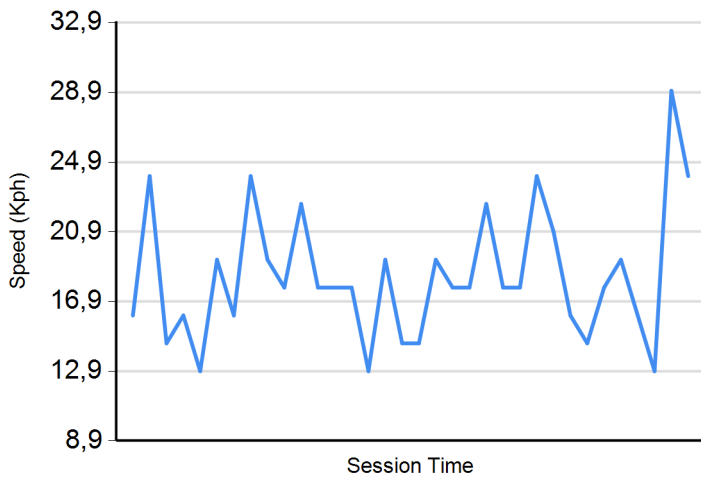
Humidity



Pressure



Wind Speed



Wind direction

North = 0°/360° Est = 90° South = 180° West = 270°

