



Paul Ricard
Euroformula Open
Race - 2
Provisional Results



Cls	Nº	Entrant	Nat	Driver	Nat	Cat	Cls	Chassis - Engine	Team	Laps	Total Time	Gap	Interval	Km/h	Best	Time	Km/h
1	33	Team Motopark	DEU	Marino Sato	JPN			Dallara F317 Spiess	Team Motopark	15	29:10.336			179.6	6	1:55.871	180.8
2	30	Team Motopark	DEU	Liam Lawson	NZL	R	1	Dallara F317 Spiess	Team Motopark	15	29:13.866	3.530	3.530	179.2	8	1:55.650	181.2
3	77	Teo Martin Motorsport	ESP	Guilherme Samaia	BRA			Dallara F317 HWA	Teo Martin Motorsport	15	29:14.751	4.415	0.885	179.1	8	1:55.840	180.9
4	8	Teo Martin Motorsport	ESP	Lukas Dunner	AUT			Dallara F317 HWA	Teo Martin Motorsport	15	29:16.186	5.850	1.435	179.0	8	1:55.848	180.9
5	26	Double R	GBR	Linus Lundqvist	SWE	R	2	Dallara F317 HWA	Double R	15	29:20.836	10.500	4.650	178.5	15	1:55.443	181.5
6	14	Team Motopark	DEU	Yuki Tsunoda	JPN	R	3	Dallara F317 Spiess	Team Motopark	15	29:25.765	15.429	4.929	178.0	15	1:56.382	180.0
7	12	Carlin Motorsport	GBR	Christian Hahn	BRA			Dallara F317 Spiess	Carlin Motorsport	15	29:30.767	20.431	5.002	177.5	9	1:56.162	180.4
8	11	Carlin Motorsport	GBR	Teppei Natori	JPN	R	4	Dallara F317 Spiess	Carlin Motorsport	15	29:31.657	21.321	0.890	177.4	11	1:56.845	179.3
9	7	Double R	GBR	Jack Doohan	AUS	R	5	Dallara F317 HWA	Double R	15	29:32.280	21.944	0.623	177.3	8	1:56.712	179.5
10	18	Team Motopark	DEU	Julian Hanes	DEU			Dallara F317 Spiess	Team Motopark	15	29:32.452	22.116	0.172	177.3	14	1:56.666	179.6
11	51	Teo Martin Motorsport	ESP	Aldo Festante	ITA			Dallara F317 HWA	Teo Martin Motorsport	15	29:35.357	25.021	2.905	177.0	12	1:56.709	179.5
12	31	Carlin Motorsport	GBR	Billy Monger	GBR	R	6	Dallara F317 Spiess	Carlin Motorsport	15	29:42.923	32.587	7.566	176.3	9	1:57.127	178.9
13	63	Carlin Motorsport	GBR	Nicolai Kjaergaard	DNK	R	7	Dallara F317 Spiess	Carlin Motorsport	15	29:46.230	35.894	3.307	176.0	11	1:57.147	178.9
14	2	RP Motorsport	ITA	Artem Petrov	RUS			Dallara F317 Piedrafita	RP Motorsport	15	29:56.340	46.004	10.110	175.0	12	1:57.952	177.6
15	20	Fortec Motorsport	GBR	Cameron Das	USA			Dallara F317 HWA	Fortec Motorsport	15	30:00.033	49.697	3.693	174.6	6	1:57.587	178.2
16	21	Fortec Motorsport	GBR	Calan Williams	AUS			Dallara F317 HWA	Fortec Motorsport	15	30:03.242	52.906	3.209	174.3	3	1:58.019	177.5
17	5	Tsimpris	GRC	Dimitrios Tsimpris	GRC	R	8	Dallara F317 Piedrafita	Tsimpris	15	30:38.584	1:28.248	35.342	170.9	15	2:01.189	172.9
18	66	Drivex School	ESP	Petru Florescu	ROU			Dallara F317 Piedrafita	Drivex School	15	31:04.640	1:54.304	26.056	168.6	12	1:56.900	179.2
19	99	Drivex School	ESP	Rui Andrade	AGO	R	9	Dallara F317 Piedrafita	Drivex School	14	29:48.133	1 Lap	1 Lap	164.0	14	1:57.975	177.6
Not classified: (Requirements: 75% of number laps of leader = 12 Laps)																	
	3	RP Motorsport	ITA	Pierre Louis Chovet	FRA	R	10	Dallara F317 Piedrafita	RP Motorsport	4	8:10.459	11 Laps	10 Laps	170.9	4	1:59.535	175.3

Fastest lap Linus Lundqvist in 1:55.443 at 181.6 Km/h in lap 15

Published at:.....

Track Temp: 35.6 °C Air Temp: 14.9 °C Humidity: 41 % Track Status: DRY

Stewards:	Race Director:	Timekeeper:





Paul Ricard
Euroformula Open
Race - 2
Provisional Results by Class



Cls	Nº	Entrant	Nat	Driver	Nat	Cat	Cls	Chassis - Engine	Team	Laps	Total Time	Gap	Interval	Km/h	Best	Time	Km/h
1	33	Team Motopark	DEU	Marino Sato	JPN			Dallara F317 Spiess	Team Motopark	15	29:10.336			179.6	6	1:55.871	180.8
2	77	Teo Martin Motorsport	ESP	Guilherme Samaia	BRA			Dallara F317 HWA	Teo Martin Motorsport	15	29:14.751	4.415	4.415	179.1	8	1:55.840	180.9
3	8	Teo Martin Motorsport	ESP	Lukas Dunner	AUT			Dallara F317 HWA	Teo Martin Motorsport	15	29:16.186	5.850	1.435	179.0	8	1:55.848	180.9
4	12	Carlin Motorsport	GBR	Christian Hahn	BRA			Dallara F317 Spiess	Carlin Motorsport	15	29:30.767	20.431	14.581	177.5	9	1:56.162	180.4
5	18	Team Motopark	DEU	Julian Hanses	DEU			Dallara F317 Spiess	Team Motopark	15	29:32.452	22.116	1.685	177.3	14	1:56.666	179.6
6	51	Teo Martin Motorsport	ESP	Aldo Festante	ITA			Dallara F317 HWA	Teo Martin Motorsport	15	29:35.357	25.021	2.905	177.0	12	1:56.709	179.5
7	2	RP Motorsport	ITA	Artem Petrov	RUS			Dallara F317 Piedrafita	RP Motorsport	15	29:56.340	46.004	20.983	175.0	12	1:57.952	177.6
8	20	Fortec Motorsport	GBR	Cameron Das	USA			Dallara F317 HWA	Fortec Motorsport	15	30:00.033	49.697	3.693	174.6	6	1:57.587	178.2
9	21	Fortec Motorsport	GBR	Calan Williams	AUS			Dallara F317 HWA	Fortec Motorsport	15	30:03.242	52.906	3.209	174.3	3	1:58.019	177.5
10	66	Drivex School	ESP	Petru Florescu	ROU			Dallara F317 Piedrafita	Drivex School	15	31:04.640	1:54.304	1:01.398	168.6	12	1:56.900	179.2

Rookie

1	30	Team Motopark	DEU	Liam Lawson	NZL	R	1	Dallara F317 Spiess	Team Motopark	15	29:13.866			179.2	8	1:55.650	181.2
2	26	Double R	GBR	Linus Lundqvist	SWE	R	2	Dallara F317 HWA	Double R	15	29:20.836	10.500	6.970	178.5	15	1:55.443	181.5
3	14	Team Motopark	DEU	Yuki Tsunoda	JPN	R	3	Dallara F317 Spiess	Team Motopark	15	29:25.765	15.429	4.929	178.0	15	1:56.382	180.0
4	11	Carlin Motorsport	GBR	Teppei Natori	JPN	R	4	Dallara F317 Spiess	Carlin Motorsport	15	29:31.657	21.321	5.892	177.4	11	1:56.845	179.3
5	7	Double R	GBR	Jack Doohan	AUS	R	5	Dallara F317 HWA	Double R	15	29:32.280	21.944	0.623	177.3	8	1:56.712	179.5
6	31	Carlin Motorsport	GBR	Billy Monger	GBR	R	6	Dallara F317 Spiess	Carlin Motorsport	15	29:42.923	32.587	10.643	176.3	9	1:57.127	178.9
7	63	Carlin Motorsport	GBR	Nicolai Kjaergaard	DNK	R	7	Dallara F317 Spiess	Carlin Motorsport	15	29:46.230	35.894	3.307	176.0	11	1:57.147	178.9
8	5	Tsimpris	GRC	Dimitrios Tsimpris	GRC	R	8	Dallara F317 Piedrafita	Tsimpris	15	30:38.584	1:28.248	52.354	170.9	15	2:01.189	172.9
9	99	Drivex School	ESP	Rui Andrade	AGO	R	9	Dallara F317 Piedrafita	Drivex School	14	29:48.133	1 Lap	1 Lap	164.0	14	1:57.975	177.6

Not classified: (Requirements: 75% of number laps of leader = 12 Laps)

3	RP Motorsport	ITA	Pierre Louis Chovet	FRA	R	10	Dallara F317 Piedrafita	RP Motorsport	4	8:10.459	11 Laps	10 Laps	170.9	4	1:59.535	175.3
---	---------------	-----	---------------------	-----	---	----	-------------------------	---------------	---	-----------------	---------	---------	-------	---	----------	-------

Fastest lap Linus Lundqvist in 1:55.443 at 181.6 Km/h in lap 15

Published at:.....

Track Temp: **35.6 °C** Air Temp: **14.9 °C** Humidity: **41 %** Track Status: **DRY**

Stewards:	Race Director:	Timekeeper:





Paul Ricard
Euroformula Open
Race - 2



Provisional Classification by Driver Fastest Lap

Clas	Nº	Entrant	Nat	Driver	Nat	Cat	Clas	Chassis - Engine	Team	Laps	Best	Time	Gap	Interval	Km/h
1	26	Double R		Linus Lundqvist		R	1	Dallara F317 HWA	Double R	15	15	1:55.443			181.5
2	30	Team Motopark		Liam Lawson		R	2	Dallara F317 Spiess	Team Motopark	15	8	1:55.650	0.207	0.207	181.2
3	77	Teo Martin Motorsport		Guilherme Samaia				Dallara F317 HWA	Teo Martin Motorsport	15	8	1:55.840	0.397	0.190	180.9
4	8	Teo Martin Motorsport		Lukas Dunner				Dallara F317 HWA	Teo Martin Motorsport	15	8	1:55.848	0.405	0.008	180.9
5	33	Team Motopark		Marino Sato				Dallara F317 Spiess	Team Motopark	15	6	1:55.871	0.428	0.023	180.8
6	12	Carlin Motorsport		Christian Hahn				Dallara F317 Spiess	Carlin Motorsport	15	9	1:56.162	0.719	0.291	180.4
7	14	Team Motopark		Yuki Tsunoda		R	3	Dallara F317 Spiess	Team Motopark	15	15	1:56.382	0.939	0.220	180.0
8	18	Team Motopark		Julian Hanes				Dallara F317 Spiess	Team Motopark	15	14	1:56.666	1.223	0.284	179.6
9	51	Teo Martin Motorsport		Aldo Festante				Dallara F317 HWA	Teo Martin Motorsport	15	12	1:56.709	1.266	0.043	179.5
10	7	Double R		Jack Doohan		R	4	Dallara F317 HWA	Double R	15	8	1:56.712	1.269	0.003	179.5
11	11	Carlin Motorsport		Teppei Natori		R	5	Dallara F317 Spiess	Carlin Motorsport	15	11	1:56.845	1.402	0.133	179.3
12	66	Drivex School		Petru Florescu				Dallara F317 Piedrafita	Drivex School	15	12	1:56.900	1.457	0.055	179.2
13	31	Carlin Motorsport		Billy Monger		R	6	Dallara F317 Spiess	Carlin Motorsport	15	9	1:57.127	1.684	0.227	178.9
14	63	Carlin Motorsport		Nicolai Kjaergaard		R	7	Dallara F317 Spiess	Carlin Motorsport	15	11	1:57.147	1.704	0.020	178.9
15	20	Fortec Motorsport		Cameron Das				Dallara F317 HWA	Fortec Motorsport	15	6	1:57.587	2.144	0.440	178.2
16	2	RP Motorsport		Artem Petrov				Dallara F317 Piedrafita	RP Motorsport	15	12	1:57.952	2.509	0.365	177.6
17	99	Drivex School		Rui Andrade		R	8	Dallara F317 Piedrafita	Drivex School	14	14	1:57.975	2.532	0.023	177.6
18	21	Fortec Motorsport		Calan Williams				Dallara F317 HWA	Fortec Motorsport	15	3	1:58.019	2.576	0.044	177.5
19	3	RP Motorsport		Pierre Louis Chovet		R	9	Dallara F317 Piedrafita	RP Motorsport	4	4	1:59.535	4.092	1.516	175.3
20	5	Tsimpris		Dimitrios Tsimpris		R	10	Dallara F317 Piedrafita	Tsimpris	15	15	2:01.189	5.746	1.654	172.9





Paul Ricard
Euroformula Open
Race - 2
Distance and Speed Average



Clas	Nº	Entrant	Nat	Driver	Nat	Cat	Clas	Chassis - Engine	Team	Laps	Distance	Total Time	Km/h
1	33	Team Motopark	DEU	Marino Sato	JPN			Dallara F317 Spiess	Team Motopark	15	87.33	29:10.336	179.6
2	30	Team Motopark	DEU	Liam Lawson	NZL	R	1	Dallara F317 Spiess	Team Motopark	15	87.33	29:13.866	179.2
3	77	Teo Martin Motorsport	ESP	Guilherme Samaia	BRA			Dallara F317 HWA	Teo Martin Motorsport	15	87.33	29:14.751	179.1
4	8	Teo Martin Motorsport	ESP	Lukas Dunner	AUT			Dallara F317 HWA	Teo Martin Motorsport	15	87.33	29:16.186	179.0
5	26	Double R	GBR	Linus Lundqvist	SWE	R	2	Dallara F317 HWA	Double R	15	87.33	29:20.836	178.5
6	14	Team Motopark	DEU	Yuki Tsunoda	JPN	R	3	Dallara F317 Spiess	Team Motopark	15	87.33	29:25.765	178.0
7	12	Carlin Motorsport	GBR	Christian Hahn	BRA			Dallara F317 Spiess	Carlin Motorsport	15	87.33	29:30.767	177.5
8	11	Carlin Motorsport	GBR	Teppe Natori	JPN	R	4	Dallara F317 Spiess	Carlin Motorsport	15	87.33	29:31.657	177.4
9	7	Double R	GBR	Jack Doohan	AUS	R	5	Dallara F317 HWA	Double R	15	87.33	29:32.280	177.3
10	18	Team Motopark	DEU	Julian Hanes	DEU			Dallara F317 Spiess	Team Motopark	15	87.33	29:32.452	177.3
11	51	Teo Martin Motorsport	ESP	Aldo Festante	ITA			Dallara F317 HWA	Teo Martin Motorsport	15	87.33	29:35.357	177.0
12	31	Carlin Motorsport	GBR	Billy Monger	GBR	R	6	Dallara F317 Spiess	Carlin Motorsport	15	87.33	29:42.923	176.3
13	63	Carlin Motorsport	GBR	Nicolai Kjaergaard	DNK	R	7	Dallara F317 Spiess	Carlin Motorsport	15	87.33	29:46.230	176.0
14	2	RP Motorsport	ITA	Artem Petrov	RUS			Dallara F317 Piedrafita	RP Motorsport	15	87.33	29:56.340	175.0
15	20	Fortec Motorsport	GBR	Cameron Das	USA			Dallara F317 HWA	Fortec Motorsport	15	87.33	30:00.033	174.6
16	21	Fortec Motorsport	GBR	Calan Williams	AUS			Dallara F317 HWA	Fortec Motorsport	15	87.33	30:03.242	174.3
17	5	Tsimpris Motorsport	GRC	Dimitrios Tsimpris	GRC	R	8	Dallara F317 Piedrafita	Tsimpris Motorsport	15	87.33	30:38.584	170.9
18	66	Drivex School	ESP	Petru Florescu	ROU			Dallara F317 Piedrafita	Drivex School	15	87.33	31:04.640	168.6
19	99	Drivex School	ESP	Rui Andrade	AGO	R	9	Dallara F317 Piedrafita	Drivex School	14	81.50	29:48.133	164.0
Not classified: (Requirements: 75% of number laps of leader = 12 Laps)													
3	RP Motorsport	ITA	Pierre Louis Chovet	FRA	R	10	Dallara F317 Piedrafita	RP Motorsport	4	23.28	8:10.459	170.9	





Paul Ricard
Euroformula Open
Race - 2
Lap Analysis



2 Artem Petrov Dallara F317 Piedrafita **7** Jack Doohan R Dallara F317 HWA
RP Motorsport Double R

Lap	D	Time	Sector 1	Sector 2	Sector 3	T. Spd	Elapsed	Lap	D	Time	Sector 1	Sector 2	Sector 3	T. Spd	Elapsed
1		2:08.424	39.905	38.188	50.331	203.3	2:08.424	1		2:07.568	39.578	38.005	49.985	201.4	2:07.568
2		2:00.548	33.737	37.423	49.388	226.8	4:08.972	2		1:59.007	32.922	36.369	49.716	233.7	4:06.575
3		1:58.126	32.446	36.479	49.201	225.4	6:07.098	3		1:57.171	32.435	36.222	48.514	229.2	6:03.746
4		2:01.702	34.656	37.413	49.633	222.6	8:08.800	4		1:57.088	32.378	36.010	48.700	228.3	8:00.834
5		2:00.536	33.634	37.130	49.772	228.8	10:09.336	5		1:57.100	32.114	35.962	49.024	230.2	9:57.934
6		2:00.155	34.148	36.528	49.479	225.4	12:09.491	6		1:57.498	32.312	36.299	48.887	236.3	11:55.432
7		1:58.580	32.683	36.708	49.189	225.9	14:08.071	7		1:57.312	32.095	36.235	48.982	229.2	13:52.744
8		1:58.071	32.710	36.379	48.982	228.3	16:06.142	8		1:56.712	32.104	35.901	48.707	231.2	15:49.456
9		1:58.855	32.841	36.826	49.188	228.8	18:04.997	9		1:58.402	32.124	36.711	49.567	232.7	17:47.858
10		1:58.223	32.556	36.453	49.214	224.0	20:03.220	10		1:56.901	32.238	36.216	48.447	227.3	19:44.759
11		1:59.071	32.652	37.358	49.061	228.8	22:02.291	11		1:56.838	31.953	36.411	48.474	228.8	21:41.597
12		1:57.952	32.281	36.562	49.109	224.5	24:00.243	12		1:57.106	32.251	36.352	48.503	228.8	23:38.703
13		1:58.726	32.400	36.753	49.573	225.0	25:58.969	13		1:56.933	32.190	36.231	48.512	230.2	25:35.636
14		1:58.458	32.561	36.443	49.454	224.5	27:57.427	14		1:57.118	31.981	36.276	48.861	230.2	27:32.754
15		1:58.913	32.728	36.372	49.813	224.0	29:56.340	15		1:59.526	32.966	36.619	49.941	235.2	29:32.280

3 Pierre Louis Chovet Dallara F317 Piedrafita **8** Lukas Dunner R Dallara F317 HWA
RP Motorsport Teo Martin Motorsport

Lap	D	Time	Sector 1	Sector 2	Sector 3	T. Spd	Elapsed	Lap	D	Time	Sector 1	Sector 2	Sector 3	T. Spd	Elapsed
1		2:09.962	41.059	38.573	50.330	208.0	2:09.962	1		2:05.030	38.043	37.637	49.350	195.2	2:05.030
2		2:01.341	33.654	37.166	50.521	228.3	4:11.303	2		1:57.514	32.360	36.465	48.689	229.7	4:02.544
3		1:59.621	32.533	36.799	50.289	227.3	6:10.924	3		1:56.614	32.141	36.132	48.341	228.3	5:59.158
4		1:59.535	33.308	36.534	49.693	225.0	8:10.459	4		1:56.712	32.055	36.129	48.528	227.8	7:55.870
5			32.942	36.797		226.8		5		1:56.777	32.116	36.078	48.583	229.2	9:52.647

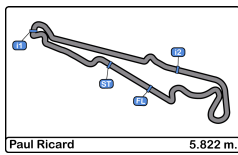
5 Dimitrios Tsimpris Dallara F317 Piedrafita **8** R Dallara F317 HWA
Tsimpris Motorsport

Lap	D	Time	Sector 1	Sector 2	Sector 3	T. Spd	Elapsed	Lap	D	Time	Sector 1	Sector 2	Sector 3	T. Spd	Elapsed
1		2:12.700	41.955	39.715	51.030	204.1	2:12.700	6		1:56.542	32.179	36.059	48.304	231.7	11:49.189
2		2:02.061	34.048	37.530	50.483	218.6	4:14.761	7		1:56.385	31.959	36.213	48.213	229.2	13:45.574
3		2:01.461	33.773	37.269	50.419	221.3	6:16.222	8		1:55.848	31.860	35.845	48.143	228.8	15:41.422
4		2:01.401	33.827	37.191	50.383	217.3	8:17.623	9		1:56.233	31.845	36.278	48.110	230.2	17:37.655
5		2:01.868	33.779	37.695	50.394	217.7	10:19.491	10		1:56.421	31.873	36.232	48.316	227.3	19:34.076
6		2:01.773	33.908	37.565	50.300	219.9	12:21.264	11		1:56.567	32.016	36.403	48.148	228.8	21:30.643
7		2:02.252	34.006	37.706	50.540	215.1	14:23.516	12		1:56.396	32.090	36.225	48.081	229.2	23:27.039
8		2:01.993	34.095	37.568	50.330	216.8	16:25.509	13		1:56.248	31.871	36.226	48.151	229.7	25:23.287
9		2:01.701	33.788	37.579	50.334	216.4	18:27.210	14		1:56.318	31.725	36.117	48.476	228.8	27:19.605
10		2:02.665	34.010	37.927	50.728	216.0	20:29.875	15		1:56.581	32.234	36.140	48.207	228.8	29:16.186

11 Tepei Natori Dallara F317 Spiess R Dallara F317 Spiess
Carlin Motorsport

Lap	D	Time	Sector 1	Sector 2	Sector 3	T. Spd	Elapsed	Lap	D	Time	Sector 1	Sector 2	Sector 3	T. Spd	Elapsed
1		2:07.153	39.315	37.949	49.889	196.7	2:07.153	1		2:07.153	39.315	37.949	49.889	196.7	2:07.153
2		2:00.107	32.988	36.530	50.589	235.2	4:07.260	2		2:00.107	32.988	36.530	50.589	235.2	4:07.260
3		1:57.452	32.258	36.319	48.875	227.3	6:04.712	3		1:57.452	32.258	36.319	48.875	227.3	6:04.712
4		1:57.433	32.339	36.157	48.937	225.9	8:02.145	4		1:57.433	32.339	36.157	48.937	225.9	8:02.145
5		1:57.198	32.341	36.178	48.679	226.4	9:59.343	5		1:57.198	32.341	36.178	48.679	226.4	9:59.343
6		1:57.228	32.095	36.009	49.124	228.8	11:56.571	6		1:57.228	32.095	36.009	49.124	228.8	11:56.571
7		1:57.498	32.153	36.385	48.960	232.7	13:54.069	7		1:57.498	32.153	36.385	48.960	232.7	13:54.069
8		1:56.998	32.363	35.944	48.691	226.8	15:51.067	8		1:56.998	32.363	35.944	48.691	226.8	15:51.067
9		1:57.354	32.049	36.274	49.031	226.8	17:48.421	9		1:57.354	32.049	36.274	49.031	226.8	17:48.421
10		1:57.131	32.169	36.156	48.806	229.7	19:45.552	10		1:57.131	32.169	36.156	48.806	229.7	19:45.552
11		1:56.845	32.010	36.227	48.608	228.3	21:42.397	11		1:56.845	32.010	36.227	48.608	228.3	21:42.397
12		1:56.948	32.130	36.213	48.605	228.8	23:39.345	12		1:56.948	32.130	36.213	48.605	228.8	23:39.345
13		1:56.980	31.957	36.214	48.809	231.2	25:36.325	13		1:56.980	31.957	36.214	48.809	231.2	25:36.325
14		1:57.166	32.141	36.143	48.882	229.2	27:33.491	14		1:57.166	32.141	36.143	48.882	229.2	27:33.491
15		1:58.166	32.569	36.424	49.173	230.7	29:31.657	15		1:58.166	32.569	36.424	49.173	230.7	29:31.657





Paul Ricard
Euroformula Open
Race - 2
Lap Analysis



12 Christian Hahn Dallara F317 Spiess **20** Cameron Das Dallara F317 HWA
 Carlin Motorsport Fortec Motorsport

Lap	D	Time	Sector 1	Sector 2	Sector 3	T. Spd	Elapsed	Lap	D	Time	Sector 1	Sector 2	Sector 3	T. Spd	Elapsed
1		2:05.719	38.647	37.436	49.636	189.1	2:05.719	1		2:09.344	40.798	38.240	50.306	206.5	2:09.344
2		1:57.756	32.545	36.461	48.750	227.3	4:03.475	2		2:01.085	34.017	37.394	49.674	236.8	4:10.429
3		1:58.071	32.261	36.535	49.275	225.9	6:01.546	3		1:58.314	32.686	36.664	48.964	231.2	6:08.743
4		1:57.593	32.547	36.150	48.896	226.4	7:59.139	4		1:59.627	33.071	37.000	49.556	228.8	8:08.370
5		1:57.769	32.354	36.186	49.229	226.8	9:56.908	5		1:59.246	33.233	36.976	49.037	232.7	10:07.616
6		1:57.797	32.379	36.183	49.235	233.2	11:54.705	6		1:57.587	32.473	36.259	48.855	228.3	12:05.203
7		1:57.390	32.367	36.396	48.627	224.0	13:52.095	7		1:58.977	32.528	37.066	49.383	224.5	14:04.180
8		1:56.950	32.254	35.979	48.717	224.5	15:49.045	8		1:58.603	32.700	36.611	49.292	229.2	16:02.783
9		1:56.162	32.259	34.626	49.277	225.9	17:45.207	9		2:00.292	32.832	37.256	50.204	226.4	18:03.075
10		1:57.556	32.488	36.407	48.661	225.9	19:42.763	10		1:59.508	32.959	37.012	49.537	228.3	20:02.583
11		1:57.073	32.101	36.494	48.478	225.9	21:39.836	11		2:00.588	33.407	37.403	49.778	226.8	22:03.171
12		1:57.214	32.207	36.326	48.681	226.4	23:37.050	12		1:59.148	32.726	36.903	49.519	229.7	24:02.319
13		1:57.662	32.290	36.360	49.012	225.9	25:34.712	13		1:59.430	32.898	37.016	49.516	227.8	26:01.749
14		1:57.733	32.196	36.558	48.979	225.0	27:32.445	14		1:58.866	32.747	36.596	49.523	227.8	28:00.615
15		1:58.322	32.955	36.381	48.986	225.9	29:30.767	15		1:59.418	32.947	36.771	49.700	227.3	30:00.033

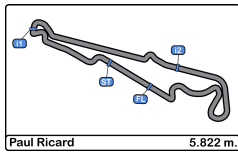
14 Yuki Tsunoda R Dallara F317 Spiess **21** Calan Williams Dallara F317 HWA
 Team Motopark Fortec Motorsport

Lap	D	Time	Sector 1	Sector 2	Sector 3	T. Spd	Elapsed	Lap	D	Time	Sector 1	Sector 2	Sector 3	T. Spd	Elapsed
1		2:06.463	39.148	37.777	49.538	176.7	2:06.463	1		2:09.100	40.382	38.251	50.467	208.0	2:09.100
2		1:57.395	32.382	36.295	48.718	227.8	4:03.858	2		2:00.838	33.997	36.734	50.107	233.2	4:09.938
3		1:57.009	32.189	36.302	48.518	229.7	6:00.867	3		1:58.019	32.466	36.539	49.014	230.2	6:07.957
4		1:57.331	32.154	36.278	48.899	228.3	7:58.198	4		2:00.186	33.593	36.949	49.644	227.3	8:08.143
5		1:57.672	32.276	36.731	48.665	229.7	9:55.870	5		2:01.216	33.754	36.741	50.721	225.0	10:09.359
6		1:56.383	31.981	36.085	48.317	226.4	11:52.253	6		1:59.523	33.787	36.499	49.237	224.5	12:08.882
7		1:56.816	32.082	36.400	48.334	224.5	13:49.069	7		1:58.574	32.500	36.768	49.306	225.9	14:07.456
8		1:57.006	32.284	36.084	48.638	225.0	15:46.075	8		1:58.302	32.564	36.548	49.190	225.4	16:05.758
9		1:57.871	32.015	36.425	49.431	226.8	17:43.946	9		1:59.901	32.719	36.941	50.241	225.0	18:05.659
10		1:57.675	32.862	36.083	48.730	224.0	19:41.621	10		1:59.596	32.960	36.959	49.677	227.8	20:05.255
11		1:56.681	31.930	36.446	48.305	229.7	21:38.302	11		1:59.364	32.854	37.014	49.496	226.4	22:04.619
12		1:56.797	31.984	36.239	48.574	228.3	23:35.099	12		1:59.542	32.924	36.914	49.704	225.9	24:04.161
13		1:57.183	32.074	36.457	48.652	227.8	25:32.282	13		1:59.507	32.725	37.056	49.726	226.8	26:03.668
14		1:57.101	31.966	36.450	48.685	225.0	27:29.383	14		1:59.297	32.775	36.763	49.759	226.4	28:02.965
15		1:56.382	31.866	36.256	48.260	226.4	29:25.765	15		2:00.277	33.224	36.925	50.128	226.8	30:03.242

18 Julian Hanses Dallara F317 Spiess **26** Linus Lundqvist R Dallara F317 HWA
 Team Motopark Double R

Lap	D	Time	Sector 1	Sector 2	Sector 3	T. Spd	Elapsed	Lap	D	Time	Sector 1	Sector 2	Sector 3	T. Spd	Elapsed
1		2:06.924	38.427	37.494	51.003	167.1	2:06.924	1		2:04.546	38.374	37.089	49.083	190.8	2:04.546
2		1:58.731	32.834	36.577	49.320	228.3	4:05.655	2		1:57.394	32.371	36.388	48.635	229.2	4:01.940
3		1:56.954	32.216	36.391	48.347	223.6	6:02.609	3		1:58.454	32.266	36.199	49.989	227.8	6:00.394
4		1:57.231	32.138	36.258	48.835	223.1	7:59.840	4		1:57.262	32.389	36.032	48.841	227.8	7:57.656
5		1:57.695	32.400	36.254	49.041	227.3	9:57.535	5		1:58.894	33.206	36.463	49.225	228.8	9:56.550
6		1:58.584	32.215	36.022	50.347	228.8	11:56.119	6		1:56.857	32.129	35.860	48.868	232.7	11:53.407
7		1:58.877	32.347	37.094	49.436	226.8	13:54.996	7		1:56.621	32.105	36.187	48.329	228.8	13:50.028
8		1:57.631	32.525	36.379	48.727	225.0	15:52.627	8		1:56.590	32.057	35.742	48.791	229.7	15:46.618
9		1:57.327	32.282	36.365	48.680	223.6	17:49.954	9		1:57.546	32.055	36.098	49.393	232.7	17:44.164
10		1:57.514	32.851	36.256	48.407	223.1	19:47.468	10		1:56.947	32.241	36.153	48.553	231.2	19:41.111
11		1:56.817	32.060	36.439	48.318	225.9	21:44.285	11		1:56.349	31.873	36.195	48.281	227.3	21:37.460
12		1:56.989	32.409	36.293	48.287	225.0	23:41.274	12		1:56.011	31.841	36.142	48.028	228.3	23:33.471
13		1:56.763	32.221	36.230	48.312	226.4	25:38.037	13		1:56.246	31.877	36.018	48.351	229.7	25:29.717
14		1:56.666	32.117	36.106	48.443	225.4	27:34.703	14		1:55.676	31.797	35.927	47.952	228.3	27:25.393
15		1:57.749	32.254	36.040	49.455	227.3	29:32.452	15		1:55.443	31.732	35.793	47.918	228.8	29:20.836





Paul Ricard
Euroformula Open
Race - 2
Lap Analysis



30

Liam Lawson

R

Dallara F317 Spiess **51**

Aldo Festante

Dallara F317 HWA

Team Motopark

Teo Martin Motorsport

Lap	D	Time	Sector 1	Sector 2	Sector 3	T. Spd	Elapsed	Lap	D	Time	Sector 1	Sector 2	Sector 3	T. Spd	Elapsed
1		2:03.348	37.762	36.726	48.860	175.0	2:03.348	1		2:08.743	39.317	39.084	50.342	203.3	2:08.743
2		1:57.058	31.978	36.266	48.814	229.2	4:00.406	2		2:00.624	33.917	37.121	49.586	233.7	4:09.367
3		1:58.063	32.162	36.090	49.811	232.7	5:58.469	3		1:57.942	32.412	36.470	49.060	233.2	6:07.309
4		1:56.498	31.970	35.974	48.554	229.2	7:54.967	4		1:59.439	33.974	36.856	48.609	226.8	8:06.748
5		1:56.516	31.937	36.199	48.380	233.7	9:51.483	5		1:56.799	31.944	36.151	48.704	225.9	10:03.547
6		1:56.040	31.810	35.941	48.289	228.3	11:47.523	6		1:57.224	32.212	36.144	48.868	228.3	12:00.771
7		1:55.688	31.658	36.097	47.933	225.4	13:43.211	7		1:57.286	32.290	36.505	48.491	225.4	13:58.057
8		1:55.650	31.648	35.825	48.177	227.3	15:38.861	8		1:57.175	32.523	36.092	48.560	227.3	15:55.232
9		1:56.238	31.798	36.237	48.203	228.3	17:35.099	9		1:57.440	32.293	36.602	48.545	226.4	17:52.672
10		1:56.272	31.841	36.040	48.391	227.3	19:31.371	10		1:57.348	32.446	36.191	48.711	226.4	19:50.020
11		1:56.075	31.707	36.159	48.209	226.8	21:27.446	11		1:57.048	32.148	36.513	48.387	228.3	21:47.068
12		1:56.213	31.804	36.225	48.184	228.3	23:23.659	12		1:56.709	32.030	36.291	48.388	227.3	23:43.777
13		1:56.091	31.661	36.205	48.225	228.3	25:19.750	13		1:57.134	32.174	36.418	48.542	228.3	25:40.911
14		1:56.781	31.695	36.662	48.424	228.3	27:16.531	14		1:56.892	32.071	36.277	48.544	227.8	27:37.803
15		1:57.335	32.011	36.364	48.960	228.3	29:13.866	15		1:57.554	32.218	36.243	49.093	229.2	29:35.357

31

Billy Monger

R

Dallara F317 Spiess **63**

Nicolai Kjaergaard

R

Dallara F317 Spiess

Carlin Motorsport

Carlin Motorsport

Lap	D	Time	Sector 1	Sector 2	Sector 3	T. Spd	Elapsed	Lap	D	Time	Sector 1	Sector 2	Sector 3	T. Spd	Elapsed
1		2:08.283	39.403	38.076	50.804	202.2	2:08.283	1		2:10.287	41.131	38.712	50.444	211.3	2:10.287
2		2:02.911	35.863	37.393	49.655	225.4	4:11.194	2		2:01.239	33.773	36.904	50.562	233.2	4:11.526
3		1:59.020	33.220	36.402	49.398	224.5	6:10.214	3		1:59.665	33.325	36.450	49.890	232.2	6:11.191
4		1:58.873	32.414	36.741	49.718	224.5	8:09.087	4		1:58.577	32.647	36.432	49.498	232.2	8:09.768
5		1:59.216	33.517	36.627	49.072	233.2	10:08.303	5		1:59.771	33.180	36.871	49.720	229.2	10:09.539
6		1:57.509	32.347	36.176	48.986	229.7	12:05.812	6		1:58.234	33.097	36.185	48.952	229.2	12:07.773
7		1:57.358	32.269	36.325	48.764	225.9	14:03.170	7		1:57.825	32.389	36.473	48.963	223.1	14:05.598
8		1:57.341	32.350	36.264	48.727	224.0	16:00.511	8		1:57.555	32.508	36.117	48.930	226.4	16:03.153
9		1:57.127	32.061	36.379	48.687	222.6	17:57.638	9		1:58.996	32.722	36.863	49.411	231.7	18:02.149
10		1:57.552	32.159	36.286	49.107	222.6	19:55.190	10		1:57.396	32.338	36.306	48.752	222.6	19:59.545
11		1:57.461	32.156	36.524	48.781	225.4	21:52.651	11		1:57.147	32.148	36.552	48.447	225.4	21:56.692
12		1:57.407	32.257	36.465	48.685	224.0	23:50.058	12		1:57.178	32.065	36.487	48.626	225.0	23:53.870
13		1:57.185	32.059	36.405	48.721	224.5	25:47.243	13		1:57.426	32.111	36.432	48.883	226.4	25:51.296
14		1:57.612	32.171	36.566	48.875	224.0	27:44.855	14		1:57.755	32.156	36.716	48.883	226.4	27:49.051
15		1:58.068	32.582	36.282	49.204	224.5	29:42.923	15		1:57.179	32.350	36.223	48.606	224.5	29:46.230

33

Marino Sato

Dallara F317 Spiess **66**

Petru Florescu

Dallara F317
Piedrafita

Team Motopark

Drivex School

Lap	D	Time	Sector 1	Sector 2	Sector 3	T. Spd	Elapsed	Lap	D	Time	Sector 1	Sector 2	Sector 3	T. Spd	Elapsed
1		2:01.067	35.356	36.735	48.976	187.5	2:01.067	1		2:26.260 P	38.880	45.585	1:01.795	200.3	2:26.260
2		1:57.484	32.612	36.447	48.425	221.3	3:58.551	2		3:00.940	1:34.428	37.076	49.436		5:27.200
3		1:56.622	32.401	36.113	48.108	222.6	5:55.173	3		1:57.754	32.483	36.301	48.970	223.6	7:24.954
4		1:56.265	32.278	35.933	48.054	222.6	7:51.438	4		1:58.039	32.327	36.470	49.242	225.4	9:22.993
5		1:56.652	32.301	36.212	48.139	224.0	9:48.090	5		2:01.195	33.894	36.944	50.357	225.0	11:24.188
6		1:55.871	32.062	35.851	47.958	225.4	11:43.961	6		1:59.269	32.843	36.696	49.730	224.5	13:23.457
7		1:56.323	32.035	36.189	48.099	224.0	13:40.284	7		1:59.205	32.928	36.620	49.657	222.6	15:22.662
8		1:56.202	32.182	35.810	48.210	225.0	15:36.486	8		1:58.929	32.567	36.756	49.606	225.0	17:21.591
9		1:56.199	32.018	36.090	48.091	223.6	17:32.685	9		1:58.510	32.560	36.475	49.475	224.5	19:20.101
10		1:56.189	31.901	36.141	48.147	223.1	19:28.874	10		1:57.991	32.729	36.372	48.890	225.0	21:18.092
11		1:56.150	31.946	36.275	47.929	224.5	21:25.024	11		1:57.154	32.133	36.422	48.599	225.0	23:15.246
12		1:55.888	31.849	36.100	47.939	225.4	23:20.912	12		1:56.900	32.055	36.234	48.611	225.9	25:12.146
13		1:56.127	31.841	36.259	48.027	226.8	25:17.039	13		1:57.309	32.177	36.342	48.790	225.9	27:09.455
14		1:56.324	32.015	36.166	48.143	225.9	27:13.363	14		1:57.119	32.090	36.238	48.791	225.9	29:06.574
15		1:56.973	32.108	36.184	48.681	225.4	29:10.336	15		1:58.066	32.479	36.329	49.258	225.4	31:04.640





Paul Ricard
Euroformula Open
Race - 2
Lap Analysis



77

Guilherme Samaia

Dallara F317 HWA

Teo Martin Motorsport

Lap	D	Time	Sector 1	Sector 2	Sector 3	T. Spd	Elapsed
1		2:02.464	36.765	36.673	49.026	190.4	2:02.464
2		1:57.686	32.416	36.422	48.848	224.5	4:00.150
3		1:57.716	33.061	36.207	48.448	223.6	5:57.866
4		1:56.561	31.986	36.065	48.510	224.0	7:54.427
5		1:57.539	32.144	36.344	49.051	225.9	9:51.966
6		1:56.465	32.163	35.907	48.395	231.2	11:48.431
7		1:56.211	31.879	36.132	48.200	226.8	13:44.642
8		1:55.840	31.878	35.804	48.158	226.4	15:40.482
9		1:56.055	31.801	36.138	48.116	227.3	17:36.537
10		1:56.382	31.988	36.194	48.200	226.4	19:32.919
11		1:56.182	31.961	36.274	47.947	227.3	21:29.101
12		1:56.053	31.845	36.194	48.014	227.8	23:25.154
13		1:56.423	31.874	36.158	48.391	228.8	25:21.577
14		1:56.287	31.739	36.153	48.395	226.8	27:17.864
15		1:56.887	31.865	36.241	48.781	228.8	29:14.751

99

Rui Andrade

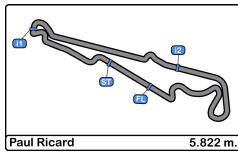
R

Dallara F317
Piedrafita

Drivex School

Lap	D	Time	Sector 1	Sector 2	Sector 3	T. Spd	Elapsed
1		2:37.361 P	41.586	40.629	1:15.146	207.2	2:37.361
2		3:00.991	1:32.060	38.071	50.860		5:38.352
3		2:00.319	33.196	37.010	50.113	220.4	7:38.671
4		1:59.665	33.011	36.865	49.789	220.8	9:38.336
5		1:59.756	33.083	36.661	50.012	224.0	11:38.092
6		1:59.213	32.921	36.828	49.464	222.6	13:37.305
7		2:06.124	33.489	37.061	55.574	222.6	15:43.429
8		2:03.638	32.926	37.538	53.174	225.0	17:47.067
9		2:06.285	39.497	36.740	50.048	172.5	19:53.352
10		1:59.146	32.750	36.910	49.486	225.9	21:52.498
11		1:59.613	33.548	36.777	49.288	219.9	23:52.111
12		1:58.878	32.549	36.903	49.426	226.8	25:50.989
13		1:59.169	33.546	36.591	49.032	215.1	27:50.158
14		1:57.975	32.684	36.352	48.939	227.8	29:48.133





Paul Ricard
Euroformula Open
Race - 2
Analysis by Lap



Num	Lap Time	Gap
-----	----------	-----

Lap 1

33	2:01.067	
77	2:02.464	01.397
30	2:03.348	02.281
26	2:04.546	03.479
8	2:05.030	03.963
12	2:05.719	04.652
14	2:06.463	05.396
18	2:06.924	05.857
11	2:07.153	06.086
7	2:07.568	06.501
31	2:08.283	07.216
2	2:08.424	07.357
51	2:08.743	07.676
21	2:09.100	08.033
20	2:09.344	08.277
3	2:09.962	08.895
63	2:10.287	09.220
5	2:12.700	11.633
66	2:26.260	25.193
99	2:37.361	36.294

Num	Lap Time	Gap
-----	----------	-----

Lap 2

33	1:57.484	
77	1:57.686	01.599
30	1:57.058	01.855
26	1:57.394	03.389
8	1:57.514	03.993
12	1:57.756	04.924
14	1:57.395	05.307
18	1:58.731	07.104
7	1:59.007	08.024
11	2:00.107	08.709
2	2:00.548	10.421
51	2:00.624	10.816
21	2:00.838	11.387
20	2:01.085	11.878
31	2:02.911	12.643
3	2:01.341	12.752
63	2:01.239	12.975

5	2:02.061	16.210
66	3:00.940	1:28.649
99	3:00.991	1:39.801

Num	Lap Time	Gap
-----	----------	-----

Lap 3

33	1:56.622	
77	1:57.716	02.693
30	1:58.063	03.296
8	1:56.614	03.985
26	1:58.454	05.221
14	1:57.009	05.694
12	1:58.071	06.373
18	1:56.954	07.436
7	1:57.171	08.573
11	1:57.452	09.539
2	1:58.126	11.925
51	1:57.942	12.136
21	1:58.019	12.784
20	1:58.314	13.570
31	1:59.020	15.041
3	1:59.621	15.751
63	1:59.665	16.018
5	2:01.461	21.049
66	1:57.754	1:29.781
99	2:00.319	1:43.498

Num	Lap Time	Gap
-----	----------	-----

Lap 4

33	1:56.265	
77	1:56.561	02.989
30	1:56.498	03.529
8	1:56.712	04.432
26	1:57.262	06.218
14	1:57.331	06.760
12	1:57.593	07.701
18	1:57.231	08.402
7	1:57.088	09.396
11	1:57.433	10.707
51	1:59.439	15.310
21	2:00.186	16.705
20	1:59.627	16.932
2	2:01.702	17.362

31	1:58.873	17.649
63	1:58.577	18.330
3	1:59.535	19.021
5	2:01.401	26.185
66	1:58.039	1:31.555
99	1:59.665	1:46.898

Num	Lap Time	Gap
-----	----------	-----

Lap 5

33	1:56.652	
30	1:56.516	03.393
77	1:57.539	03.876
8	1:56.777	04.557
14	1:57.672	07.780
26	1:58.894	08.460
12	1:57.769	08.818
18	1:57.695	09.445
7	1:57.100	09.844
11	1:57.198	11.253
51	1:56.799	15.457
20	1:59.246	19.526
31	1:59.216	20.213
2	2:00.536	21.246
21	2:01.216	21.269
63	1:59.771	21.449
5	2:01.868	31.401
66	2:01.195	1:36.098
99	1:59.756	1:50.002

Num	Lap Time	Gap
-----	----------	-----

Lap 6

33	1:55.871	
30	1:56.040	03.562
77	1:56.465	04.470
8	1:56.542	05.228
14	1:56.383	08.292
26	1:56.857	09.446
12	1:57.797	10.744
7	1:57.498	11.471
18	1:58.584	12.158
11	1:57.228	12.610
51	1:57.224	16.810
20	1:57.587	21.242

31	1:57.509	21.851
63	1:58.234	23.812
21	1:59.523	24.921
2	2:00.155	25.530
5	2:01.773	37.303
66	1:59.269	1:39.496
99	1:59.213	1:53.344

Num	Lap Time	Gap
-----	----------	-----

Lap 7

33	1:56.323	
30	1:55.688	02.927
77	1:56.211	04.358
8	1:56.385	05.290
14	1:56.816	08.785
26	1:56.621	09.744
12	1:57.390	11.811
7	1:57.312	12.460
11	1:57.498	13.785
18	1:58.877	14.712
51	1:57.286	17.773
31	1:57.358	22.886
20	1:58.977	23.896
63	1:57.825	25.314
21	1:58.574	27.172
2	1:58.580	27.787
5	2:02.252	43.232
66	1:59.205	1:42.378

Num	Lap Time	Gap
-----	----------	-----

Lap 8

33	1:56.202	
30	1:55.650	02.375
77	1:55.840	03.996
8	1:55.848	04.936
99	2:06.124	1 Lap
14	1:57.006	09.589
26	1:56.590	10.132
12	1:56.950	12.559
7	1:56.712	12.970
11	1:56.998	14.581
18	1:57.631	16.141
51	1:57.175	18.746

31	1:57.341	24.025
20	1:58.603	26.297
63	1:57.555	26.667
21	1:58.302	29.272
2	1:58.071	29.656
5	2:01.993	49.023
66	1:58.929	1:45.105

Num	Lap Time	Gap
-----	----------	-----

Lap 9

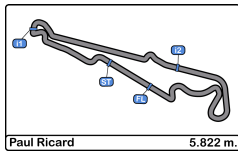
33	1:56.199	
30	1:56.238	02.414
77	1:56.055	03.852
8	1:56.233	04.970
14	1:57.871	11.261
26	1:57.546	11.479
12	1:56.162	12.522
99	2:03.638	1 Lap
7	1:58.402	15.173
11	1:57.354	15.736
18	1:57.327	17.269
51	1:57.440	19.987
31	1:57.127	24.953
63	1:58.996	29.464
20	2:00.292	30.390
2	1:58.855	32.312
21	1:59.901	32.974
5	2:01.701	54.525
66	1:58.510	1:47.416

Num	Lap Time	Gap
-----	----------	-----

Lap 10

33	1:56.189	
30	1:56.272	02.497
77	1:56.382	04.045
8	1:56.421	05.202
26	1:56.947	12.237
14	1:57.675	12.747
12	1:57.556	13.889
7	1:56.901	15.885
11	1:57.131	16.678
18	1:57.514	18.594
51	1:57.348	21.146





Paul Ricard
Euroformula Open
Race - 2
Analysis by Lap



99	2:06.285	1 Lap
31	1:57.552	26.316
63	1:57.396	30.671
20	1:59.508	33.709
2	1:58.223	34.346
21	1:59.596	36.381
5	2:02.665	1:01.001
66	1:57.991	1:49.218

Num Lap Time Gap

Lap 11

33	1:56.150	
30	1:56.075	02.422
77	1:56.182	04.077
8	1:56.567	05.619
26	1:56.349	12.436
14	1:56.681	13.278
12	1:57.073	14.812
7	1:56.838	16.573
11	1:56.845	17.373
18	1:56.817	19.261
51	1:57.048	22.044
99	1:59.146	1 Lap
31	1:57.461	27.627
63	1:57.147	31.668
2	1:59.071	37.267
20	2:00.588	38.147
21	1:59.364	39.595
5	2:02.414	1:07.265
66	1:57.154	1:50.222

Num Lap Time Gap

Lap 12

33	1:55.888	
30	1:56.213	02.747
77	1:56.053	04.242
8	1:56.396	06.127
26	1:56.011	12.559
14	1:56.797	14.187
12	1:57.214	16.138
7	1:57.106	17.791
11	1:56.948	18.433
18	1:56.989	20.362

51	1:56.709	22.865
31	1:57.407	29.146
99	1:59.613	1 Lap
63	1:57.178	32.958
2	1:57.952	39.331
20	1:59.148	41.407
21	1:59.542	43.249
5	2:01.780	1:13.157
66	1:56.900	1:51.234

Num Lap Time Gap

Lap 13

33	1:56.127	
30	1:56.091	02.711
77	1:56.423	04.538
8	1:56.248	06.248
26	1:56.246	12.678
14	1:57.183	15.243
12	1:57.662	17.673
7	1:56.933	18.597
11	1:56.980	19.286
18	1:56.763	20.998
51	1:57.134	23.872
31	1:57.185	30.204
99	1:58.878	1 Lap
63	1:57.426	34.257
2	1:58.726	41.930
20	1:59.430	44.710
21	1:59.507	46.629
5	2:01.768	1:18.798
66	1:57.309	1:52.416

Num Lap Time Gap

Lap 14

33	1:56.324	
30	1:56.781	03.168
77	1:56.287	04.501
8	1:56.318	06.242
26	1:55.676	12.030
14	1:57.101	16.020
12	1:57.733	19.082
7	1:57.118	19.391
11	1:57.166	20.128

18	1:56.666	21.340
51	1:56.892	24.440
31	1:57.612	31.492
63	1:57.755	35.688
99	1:59.169	1 Lap
2	1:58.458	44.064
20	1:58.866	47.252
21	1:59.297	49.602
5	2:01.558	1:24.032
66	1:57.119	1:53.211

Num Lap Time Gap

Lap 15

33	1:56.973	
30	1:57.335	03.530
77	1:56.887	04.415
8	1:56.581	05.850
26	1:55.443	10.500
14	1:56.382	15.429
12	1:58.322	20.431
11	1:58.166	21.321
7	1:59.526	21.944
18	1:57.749	22.116
51	1:57.554	25.021
31	1:58.068	32.587
63	1:57.179	35.894
99	1:57.975	1 Lap
2	1:58.913	46.004
20	1:59.418	49.697
21	2:00.277	52.906
5	2:01.189	1:28.248
66	1:58.066	1:54.304



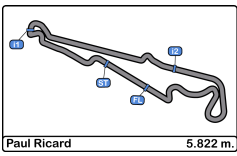


Paul Ricard
Euroformula Open
Race - 2
Best Sectors Results



Sector - 1				Sector - 2				Sector - 3				Ideal Lap vs Best Lap				
Clas	Nº	Driver	Time	Nº	Driver	Time	Nº	Driver	Time	Clas	Nº	Driver	Ideal Lap	Best Lap	Clas	
1	30	Liam Lawson	31.648	12	Christian Hahn	34.626	26	Linus Lundqvist	47.918	1	12	Christian Hahn	1:55.205	1:56.162	6	
2	8	Lukas Dunner	31.725	26	Linus Lundqvist	35.742	33	Marino Sato	47.929	2	26	Linus Lundqvist	1:55.392	1:55.443	1	
3	26	Linus Lundqvist	31.732	77	Guilherme Samaia	35.804	30	Liam Lawson	47.933	3	30	Liam Lawson	1:55.406	1:55.650	2	
4	77	Guilherme Samaia	31.739	33	Marino Sato	35.810	77	Guilherme Samaia	47.947	4	77	Guilherme Samaia	1:55.490	1:55.840	3	
5	33	Marino Sato	31.841	30	Liam Lawson	35.825	8	Lukas Dunner	48.081	5	33	Marino Sato	1:55.580	1:55.871	5	
6	14	Yuki Tsunoda	31.866	8	Lukas Dunner	35.845	14	Yuki Tsunoda	48.260	6	8	Lukas Dunner	1:55.651	1:55.848	4	
7	51	Aldo Festante	31.944	7	Jack Doohan	35.901	18	Julian Hanses	48.287	7	14	Yuki Tsunoda	1:56.209	1:56.382	7	
8	7	Jack Doohan	31.953	11	Teppei Natori	35.944	51	Aldo Festante	48.387	8	7	Jack Doohan	1:56.301	1:56.712	10	
9	11	Teppei Natori	31.957	18	Julian Hanses	36.022	7	Jack Doohan	48.447	9	18	Julian Hanses	1:56.369	1:56.666	8	
10	66	Petru Florescu	32.055	14	Yuki Tsunoda	36.083	63	Nicolai Kjaergaard	48.447	10	51	Aldo Festante	1:56.423	1:56.709	9	
11	31	Billy Monger	32.059	51	Aldo Festante	36.092	12	Christian Hahn	48.478	11	11	Teppei Natori	1:56.506	1:56.845	11	
12	18	Julian Hanses	32.060	63	Nicolai Kjaergaard	36.117	66	Petru Florescu	48.599	12	63	Nicolai Kjaergaard	1:56.629	1:57.147	14	
13	63	Nicolai Kjaergaard	32.065	31	Billy Monger	36.176	11	Teppei Natori	48.605	13	66	Petru Florescu	1:56.888	1:56.900	12	
14	12	Christian Hahn	32.101	66	Petru Florescu	36.234	31	Billy Monger	48.685	14	31	Billy Monger	1:56.920	1:57.127	13	
15	2	Artem Petrov	32.281	20	Cameron Das	36.259	20	Cameron Das	48.855	15	20	Cameron Das	1:57.587	1:57.587	15	
16	21	Calan Williams	32.466	99	Rui Andrade	36.352	99	Rui Andrade	48.939	16	2	Artem Petrov	1:57.635	1:57.952	16	
17	20	Cameron Das	32.473	2	Artem Petrov	36.372	2	Artem Petrov	48.982	17	99	Rui Andrade	1:57.840	1:57.975	17	
18	3	Pierre Louis Chovet	32.533	21	Calan Williams	36.499	21	Calan Williams	49.014	18	21	Calan Williams	1:57.979	1:58.019	18	
19	99	Rui Andrade	32.549	3	Pierre Louis Chovet	36.534	3	Pierre Louis Chovet	49.693	19	3	Pierre Louis Chovet	1:58.760	1:59.535	19	
20	5	Dimitrios Tsimpris	33.642	5	Dimitrios Tsimpris	37.191	5	Dimitrios Tsimpris	50.194	20	5	Dimitrios Tsimpris	2:01.027	2:01.189	20	



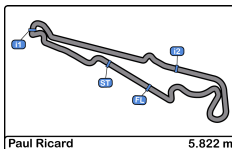


Paul Ricard
 Euroformula Open
 Race - 2
 Leader Sequence



Nº	Entrant	Nat	Driver	Nat	Cat	Chassis	Team	Start Lap	End Lap	Laps	Total Laps
33	Team Motopark		DEU Marino Sato		JPN	Dallara F317 Spiess	Team Motopark	1	15	15	15





Paul Ricard
Euroformula Open
Race - 2
Best 5 Lap Times



Cls	Nº	Entrant	Nat	Driver	Nat	Cat	Cls	Chassis - Engine	Team	Best 1		Best 2		Best 3		Best 4		Best 5	
										Time	Lap	Time	Lap	Time	Lap	Time	Lap	Time	Lap
1	26	Double R	GBR	Linus Lundqvist	SWE	R	1	Dallara F317 HWA	Double R	1:55.443	15	1:55.676	14	1:56.011	12	1:56.246	13	1:56.349	11
2	30	Team Motopark	DEU	Liam Lawson	NZL	R	2	Dallara F317 Spiess	Team Motopark	1:55.650	8	1:55.688	7	1:56.040	6	1:56.075	11	1:56.091	13
3	77	Teo Martin Motorsport	ESP	Guilherme Samaia	BRA			Dallara F317 HWA	Teo Martin Motorsport	1:55.840	8	1:56.053	12	1:56.055	9	1:56.182	11	1:56.211	7
4	8	Teo Martin Motorsport	ESP	Lukas Dunner	AUT			Dallara F317 HWA	Teo Martin Motorsport	1:55.848	8	1:56.233	9	1:56.248	13	1:56.318	14	1:56.385	7
5	33	Team Motopark	DEU	Marino Sato	JPN			Dallara F317 Spiess	Team Motopark	1:55.871	6	1:55.888	12	1:56.127	13	1:56.150	11	1:56.189	10
6	12	Carlin Motorsport	GBR	Christian Hahn	BRA			Dallara F317 Spiess	Carlin Motorsport	1:56.162	9	1:56.950	8	1:57.073	11	1:57.214	12	1:57.390	7
7	14	Team Motopark	DEU	Yuki Tsunoda	JPN	R	3	Dallara F317 Spiess	Team Motopark	1:56.382	15	1:56.383	6	1:56.681	11	1:56.797	12	1:56.816	7
8	18	Team Motopark	DEU	Julian Hanses	DEU			Dallara F317 Spiess	Team Motopark	1:56.666	14	1:56.763	13	1:56.817	11	1:56.954	3	1:56.989	12
9	51	Teo Martin Motorsport	ESP	Aldo Festante	ITA			Dallara F317 HWA	Teo Martin Motorsport	1:56.709	12	1:56.799	5	1:56.892	14	1:57.048	11	1:57.134	13
10	7	Double R	GBR	Jack Doohan	AUS	R	4	Dallara F317 HWA	Double R	1:56.712	8	1:56.838	11	1:56.901	10	1:56.933	13	1:57.088	4
11	11	Carlin Motorsport	GBR	Teppei Natori	JPN	R	5	Dallara F317 Spiess	Carlin Motorsport	1:56.845	11	1:56.948	12	1:56.980	13	1:56.998	8	1:57.131	10
12	66	Drivex School	ESP	Petru Florescu	ROU			Dallara F317 Piedrafita	Drivex School	1:56.900	12	1:57.119	14	1:57.154	11	1:57.309	13	1:57.754	3
13	31	Carlin Motorsport	GBR	Billy Monger	GBR	R	6	Dallara F317 Spiess	Carlin Motorsport	1:57.127	9	1:57.185	13	1:57.341	8	1:57.358	7	1:57.407	12
14	63	Carlin Motorsport	GBR	Nicolai Kjaergaard	DNK	R	7	Dallara F317 Spiess	Carlin Motorsport	1:57.147	11	1:57.178	12	1:57.179	15	1:57.396	10	1:57.426	13
15	20	Fortec Motorsport	GBR	Cameron Das	USA			Dallara F317 HWA	Fortec Motorsport	1:57.587	6	1:58.314	3	1:58.603	8	1:58.866	14	1:58.977	7
16	2	RP Motorsport	ITA	Artem Petrov	RUS			Dallara F317 Piedrafita	RP Motorsport	1:57.952	12	1:58.071	8	1:58.126	3	1:58.223	10	1:58.458	14
17	99	Drivex School	ESP	Rui Andrade	AGO	R	8	Dallara F317 Piedrafita	Drivex School	1:57.975	14	1:58.878	12	1:59.146	10	1:59.169	13	1:59.213	6
18	21	Fortec Motorsport	GBR	Calan Williams	AUS			Dallara F317 HWA	Fortec Motorsport	1:58.019	3	1:58.302	8	1:58.574	7	1:59.297	14	1:59.364	11
19	3	RP Motorsport	ITA	Pierre Louis Chovet	FRA	R	9	Dallara F317 Piedrafita	RP Motorsport	1:59.535	4	1:59.621	3	2:01.341	2	2:09.962	1		
20	5	Tsimpris Motorsport	GRC	Dimitrios Tsimpris	GRC	R	10	Dallara F317 Piedrafita	Tsimpris Motorsport	2:01.189	15	2:01.401	4	2:01.461	3	2:01.558	14	2:01.701	9





Paul Ricard
Euroformula Open
Race - 2
Best 5 Top Speeds



Cls	Nº	Entrant	Nat	Driver	Nat	Cat	Cls	Chassis - Engine	Team	Top 1		Top 2		Top 3		Top 4		Top 5		Avg
										Km/h	Lap	Km/h	Lap	Km/h	Lap	Km/h	Lap	Km/h	Lap	
1	20	Fortec Motorsport	GBR	Cameron Das	USA			Dallara F317 HWA	Fortec Motorsport	236.8	2	232.7	5	231.2	3	229.7	12	229.2	8	231.9
2	7	Double R	GBR	Jack Doohan	AUS	R	1	Dallara F317 HWA	Double R	236.3	6	235.2	15	233.7	2	232.7	9	231.2	8	233.8
3	11	Carlin Motorsport	GBR	Teppei Natori	JPN	R	2	Dallara F317 Spiess	Carlin Motorsport	235.2	2	232.7	7	231.2	13	230.7	15	229.7	10	231.9
4	30	Team Motopark	DEU	Liam Lawson	NZL	R	3	Dallara F317 Spiess	Team Motopark	233.7	5	232.7	3	229.2	2	229.2	4	228.3	6	230.6
5	51	Teo Martin Motorsport	ESP	Aldo Festante	ITA			Dallara F317 HWA	Teo Martin Motorsport	233.7	2	233.2	3	229.2	15	228.3	6	228.3	11	230.5
6	12	Carlin Motorsport	GBR	Christian Hahn	BRA			Dallara F317 Spiess	Carlin Motorsport	233.2	6	227.3	2	226.8	5	226.4	4	226.4	12	228.0
7	21	Fortec Motorsport	GBR	Calan Williams	AUS			Dallara F317 HWA	Fortec Motorsport	233.2	2	230.2	3	227.8	10	227.3	4	226.8	13	229.1
8	31	Carlin Motorsport	GBR	Billy Monger	GBR	R	4	Dallara F317 Spiess	Carlin Motorsport	233.2	5	229.7	6	225.9	7	225.4	2	225.4	11	227.9
9	63	Carlin Motorsport	GBR	Nicolai Kjaergaard	DNK	R	5	Dallara F317 Spiess	Carlin Motorsport	233.2	2	232.2	3	232.2	4	231.7	9	229.2	5	231.7
10	26	Double R	GBR	Linus Lundqvist	SWE	R	6	Dallara F317 HWA	Double R	232.7	6	232.7	9	231.2	10	229.7	8	229.7	13	231.2
11	8	Teo Martin Motorsport	ESP	Lukas Dunner	AUT			Dallara F317 HWA	Teo Martin Motorsport	231.7	6	230.2	9	229.7	2	229.7	13	229.2	5	230.1
12	77	Teo Martin Motorsport	ESP	Guilherme Samaia	BRA			Dallara F317 HWA	Teo Martin Motorsport	231.2	6	228.8	13	228.8	15	227.8	12	227.3	9	228.8
13	14	Team Motopark	DEU	Yuki Tsunoda	JPN	R	7	Dallara F317 Spiess	Team Motopark	229.7	3	229.7	5	229.7	11	228.3	4	228.3	12	229.2
14	2	RP Motorsport	ITA	Artem Petrov	RUS			Dallara F317 Piedrafita	RP Motorsport	228.8	5	228.8	9	228.8	11	228.3	8	226.8	2	228.3
15	18	Team Motopark	DEU	Julian Hanses	DEU			Dallara F317 Spiess	Team Motopark	228.8	6	228.3	2	227.3	5	227.3	15	226.8	7	227.7
16	3	RP Motorsport	ITA	Pierre Louis Chovet	FRA	R	8	Dallara F317 Piedrafita	RP Motorsport	228.3	2	227.3	3	226.8	5	225.0	4	208.0	1	223.1
17	99	Drivex School	ESP	Rui Andrade	AGO	R	9	Dallara F317 Piedrafita	Drivex School	227.8	14	226.8	12	225.9	10	225.0	8	224.0	5	225.9
18	33	Team Motopark	DEU	Marino Sato	JPN			Dallara F317 Spiess	Team Motopark	226.8	13	225.9	14	225.4	6	225.4	12	225.4	15	225.8
19	66	Drivex School	ESP	Petru Florescu	ROU			Dallara F317 Piedrafita	Drivex School	225.9	12	225.9	13	225.9	14	225.4	4	225.4	15	225.7
20	5	Tsimpris Motorsport	GRC	Dimitrios Tsimpris	GRC	R	10	Dallara F317 Piedrafita	Tsimpris Motorsport	221.3	3	219.9	6	218.6	2	218.6	13	217.7	5	219.2





Paul Ricard
Euroformula Open
Race - 2
Fastest Laps Sequence



Lap	Time of Day	Session Time	Nº	Entrant	Nat	Driver	Nat	Cat	Chassis - Engine	Team	Time	Km/h
2	14:03:09.312	3:58.312	33	Team Motopark	DEU	Marino Sato	JPN		Dallara F317 Spiess	Team Motopark	1:57.484	178.4
2	14:03:11.168	4:00.168	30	Team Motopark	DEU	Liam Lawson	NZL	R	Dallara F317 Spiess	Team Motopark	1:57.058	179.0
3	14:05:05.934	5:54.934	33	Team Motopark	DEU	Marino Sato	JPN		Dallara F317 Spiess	Team Motopark	1:56.622	179.7
3	14:05:09.920	5:58.920	8	Teo Martin Motorsport	ESP	Lukas Dunner	AUT		Dallara F317 HWA	Teo Martin Motorsport	1:56.614	179.7
4	14:07:02.199	7:51.199	33	Team Motopark	DEU	Marino Sato	JPN		Dallara F317 Spiess	Team Motopark	1:56.265	180.2
6	14:10:54.723	11:43.723	33	Team Motopark	DEU	Marino Sato	JPN		Dallara F317 Spiess	Team Motopark	1:55.871	180.8
7	14:12:53.972	13:42.972	30	Team Motopark	DEU	Liam Lawson	NZL	R	Dallara F317 Spiess	Team Motopark	1:55.688	181.1
8	14:14:49.622	15:38.622	30	Team Motopark	DEU	Liam Lawson	NZL	R	Dallara F317 Spiess	Team Motopark	1:55.650	181.2
15	14:28:31.597	29:20.597	26	Double R	GBR	Linus Lundqvist	SWE	R	Dallara F317 HWA	Double R	1:55.443	181.5



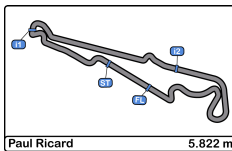


Paul Ricard
Euroformula Open
Race - 2
Event Best Maximum Speed



Nº	Entrant	Nat	Driver	Nat	Cat	Clas	Chassis - Engine	Team	Km/h	Session
20	Fortec Motorsport		GBR Cameron Das				Dallara F317 HWA	Fortec Motorsport	236.8	Race - 2
30	Team Motopark		DEU Liam Lawson		R	1	Dallara F317 Spiess	Team Motopark	236.3	Qualifying - 2
7	Double R		GBR Jack Doohan		R	2	Dallara F317 HWA	Double R	236.3	Race - 2
11	Carlin Motorsport		GBR Teppei Natori		R	3	Dallara F317 Spiess	Carlin Motorsport	235.2	Race - 2
14	Team Motopark		DEU Yuki Tsunoda		R	4	Dallara F317 Spiess	Team Motopark	234.7	Qualifying - 2
31	Carlin Motorsport		GBR Billy Monger		R	5	Dallara F317 Spiess	Carlin Motorsport	233.7	Race - 1
26	Double R		GBR Linus Lundqvist		R	6	Dallara F317 HWA	Double R	233.7	Race - 1
51	Teo Martin		ESP Aldo Festante				Dallara F317 HWA	Teo Martin	233.7	Race - 2
21	Fortec Motorsport		GBR Calan Williams				Dallara F317 HWA	Fortec Motorsport	233.2	Race - 1
63	Carlin Motorsport		GBR Nicolai Kjaergaard		R	7	Dallara F317 Spiess	Carlin Motorsport	233.2	Race - 2
12	Carlin Motorsport		GBR Christian Hahn				Dallara F317 Spiess	Carlin Motorsport	233.2	Race - 2
3	RP Motorsport		ITA Pierre Louis Chovet		R	8	Dallara F317 Piedrafita	RP Motorsport	232.2	Race - 1
8	Teo Martin		ESP Lukas Dunner				Dallara F317 HWA	Teo Martin	231.7	Race - 2
77	Teo Martin		ESP Guilherme Samaia				Dallara F317 HWA	Teo Martin	231.2	Race - 2
33	Team Motopark		DEU Marino Sato				Dallara F317 Spiess	Team Motopark	230.2	Qualifying - 2
66	Drivex School		ESP Petru Florescu				Dallara F317 Piedrafita	Drivex School	229.7	Race - 1
18	Team Motopark		DEU Julian Hanses				Dallara F317 Spiess	Team Motopark	229.2	Qualifying - 2
2	RP Motorsport		ITA Artem Petrov				Dallara F317 Piedrafita	RP Motorsport	228.8	Race - 2
99	Drivex School		ESP Rui Andrade		R	9	Dallara F317 Piedrafita	Drivex School	227.8	Race - 2
1	RP Motorsport		ITA Javier Gonzalez		R	10	Dallara F317 Piedrafita	RP Motorsport	226.4	Race - 1
5	Tsimpris Motorsport		GRC Dimitrios Tsimpris		R	11	Dallara F317 Piedrafita	Tsimpris Motorsport	225.0	Qualifying - 2





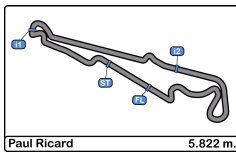
Paul Ricard
Euroformula Open
Race - 2
Lap Chart



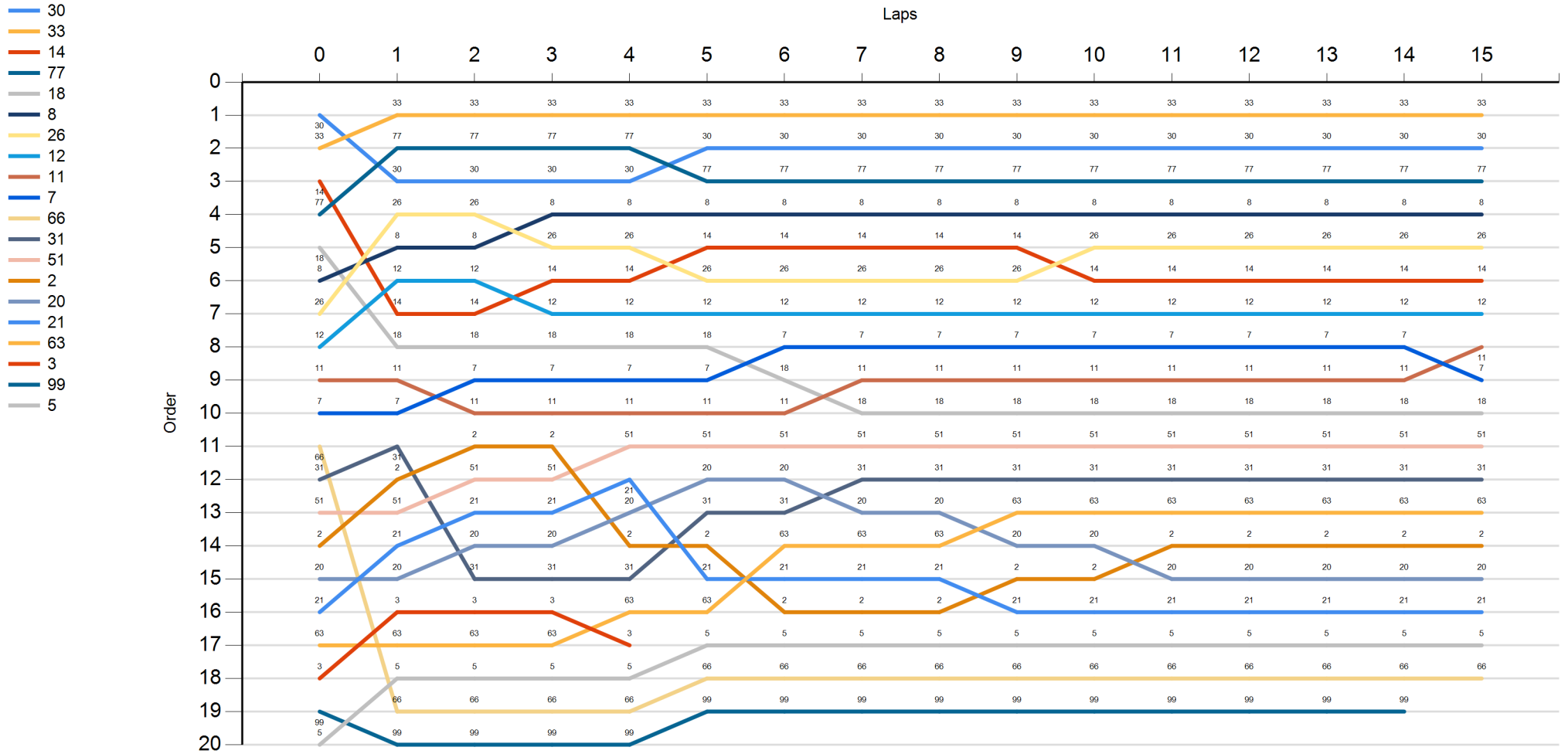
LAP

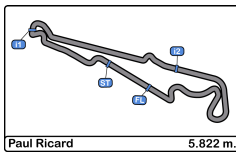
Nr	Po	Grid	1	2	3	4	5	6	7	8	9	10	11	12	13	14	15
30	1	30	33	33	33	33	33	33	33	33	33	33	33	33	33	33	33
33	2	33	77	77	77	77	30	30	30	30	30	30	30	30	30	30	30
14	3	14	30	30	30	30	77	77	77	77	77	77	77	77	77	77	77
77	4	77	26	26	8	8	8	8	8	8	8	8	8	8	8	8	8
18	5	18	8	8	26	26	14	14	14	14	14	26	26	26	26	26	26
8	6	8	12	12	14	14	26	26	26	26	26	14	14	14	14	14	14
26	7	26	14	14	12	12	12	12	12	12	12	12	12	12	12	12	12
12	8	12	18	18	18	18	18	7	7	7	7	7	7	7	7	7	11
11	9	11	11	7	7	7	7	18	11	11	11	11	11	11	11	11	7
7	10	7	7	11	11	11	11	11	18	18	18	18	18	18	18	18	18
66	11	66	31	2	2	51	51	51	51	51	51	51	51	51	51	51	51
31	12	31	2	51	51	21	20	20	31	31	31	31	31	31	31	31	31
51	13	51	51	21	21	20	31	31	20	20	63	63	63	63	63	63	63
2	14	2	21	20	20	2	2	63	63	63	20	20	2	2	2	2	2
20	15	20	20	31	31	31	21	21	21	21	2	2	20	20	20	20	20
21	16	21	3	3	3	63	63	2	2	2	21	21	21	21	21	21	21
63	17	63	63	63	63	3	5	5	5	5	5	5	5	5	5	5	5
3	18	3	5	5	5	5	66	66	66	66	66	66	66	66	66	66	66
99	19	99	66	66	66	66	99	99	99	99	99	99	99	99	99	99	99
5	20	5	99	99	99	99											





Paul Ricard
Euroformula Open
Race - 2
Graphic Lap Chart



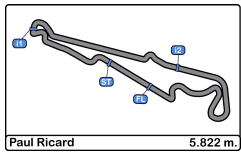


Paul Ricard
Euroformula Open
Race - 2
Pit Stop Analysis



Nr.	In Day Time	Entrant	Nat	Driver	Nat	Cat	Chassis - Engine	Team	In Time	Stop N°	Pit Time	Handicap	Penalty
66	14:01:28.534	Drivex School	ESP	Petru Florescu	RO		Dallara F317 Piedrafita	Drivex School	2:17.772	1	1:11.476		
99	14:01:38.198	Drivex School	ESP	Rui Andrade	AG	R	Dallara F317 Piedrafita	Drivex School	2:27.437	1	1:08.942		

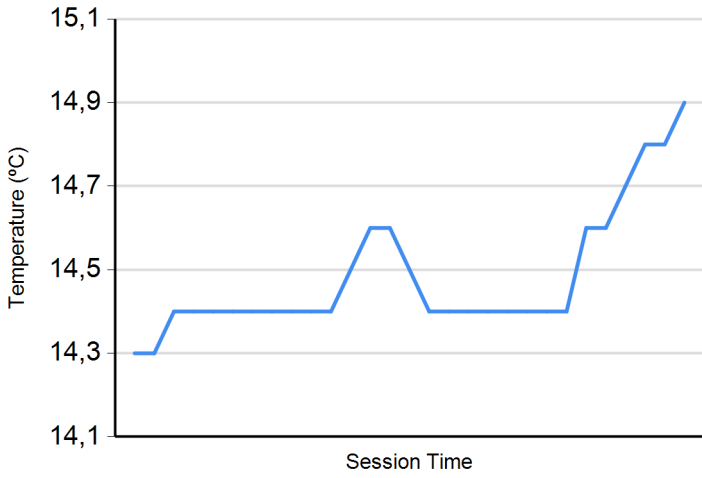




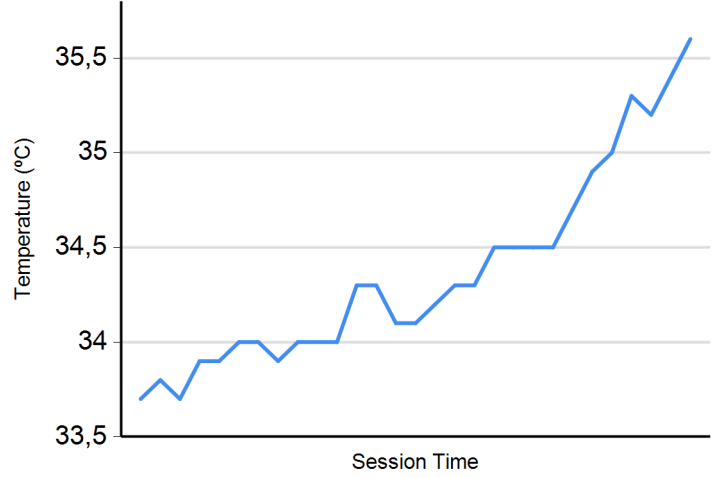
Paul Ricard
Euroformula Open
Race - 2
Weather Report



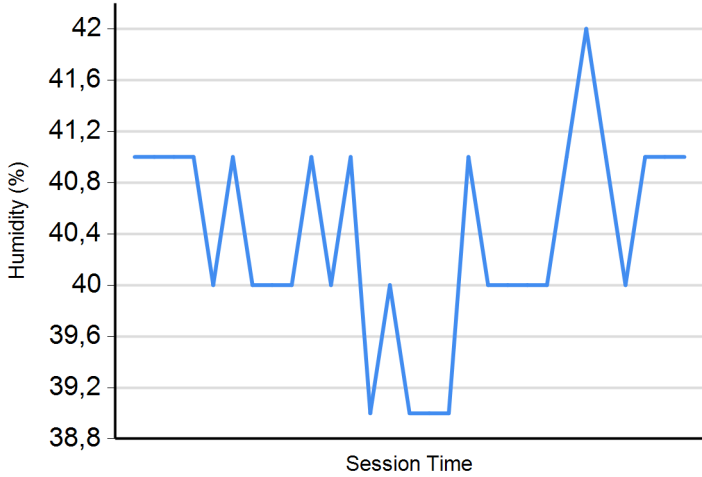
Air Temperature



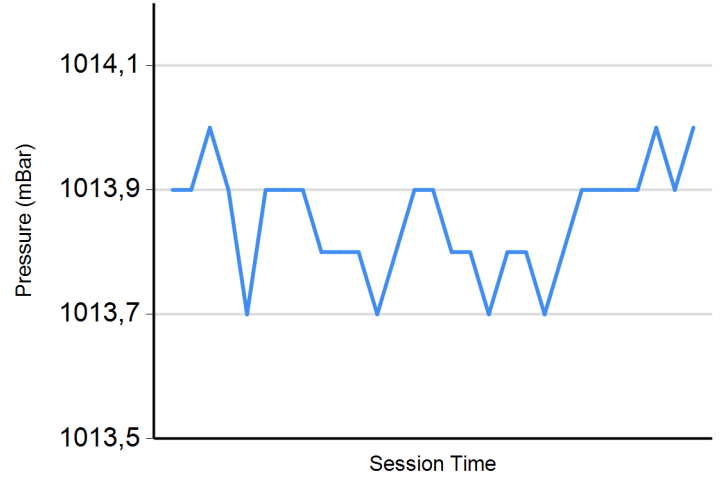
Track Temperature



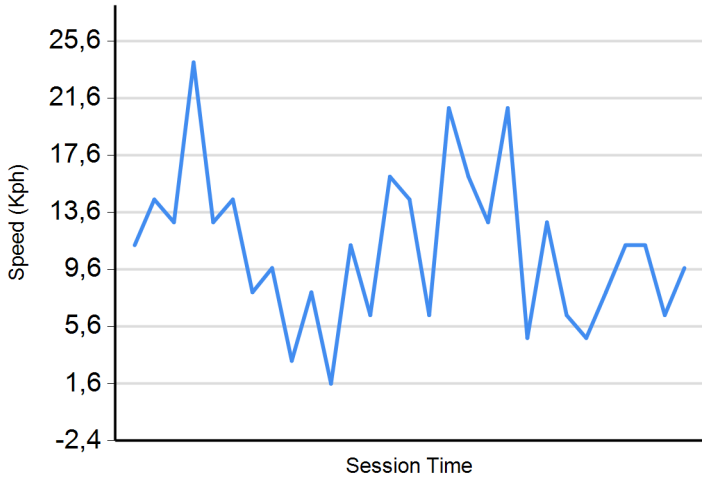
Humidity



Pressure



Wind Speed



Wind direction

North = 0°/360° Est = 90° South = 180° West = 270°

