

Hockenheimring
Euroformula Open
Free Practice - 1
Provisional Results



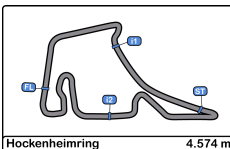
Clas	Nº	Entrant	Nat	Driver	Nat	Cat	Clas	Chassis - Engine	Team	Laps	Best	Time	Gap	Interval	Km/h
1	8	Teo Martin Motorsport	ESP	Lukas Dunner	AUT			Dallara F317 HWA	Teo Martin Motorsport	14	12	1:33.783			175.5
2	26	Double R	GB	Linus Lundqvist	SW	R	1	Dallara F317 HWA	Double R	15	14	1:33.817	0.034	0.034	175.5
3	7	Double R	GB	Jack Doohan	AU	R	2	Dallara F317 HWA	Double R	17	16	1:33.963	0.180	0.146	175.2
4	12	Carlin Motorsport	GB	Christian Hahn	BR			Dallara F317 Spiess	Carlin Motorsport	17	15	1:34.051	0.268	0.088	175.0
5	30	Team Motopark	DE	Liam Lawson	NZL	R	3	Dallara F317 Spiess	Team Motopark	13	12	1:34.097	0.314	0.046	174.9
6	11	Carlin Motorsport	GB	Teppei Natori	JPN	R	4	Dallara F317 Spiess	Carlin Motorsport	16	14	1:34.402	0.619	0.305	174.4
7	18	Team Motopark	DE	Julian Hanses	DE			Dallara F317 Spiess	Team Motopark	15	6	1:34.404	0.621	0.002	174.4
8	31	Carlin Motorsport	GB	Billy Monger	GB	R	5	Dallara F317 Spiess	Carlin Motorsport	16	13	1:34.476	0.693	0.072	174.2
9	20	Fortec Motorsport	GB	Cameron Das	US			Dallara F317 HWA	Fortec Motorsport	17	16	1:34.531	0.748	0.055	174.1
10	33	Team Motopark	DE	Marino Sato	JPN			Dallara F317 Spiess	Team Motopark	11	10	1:34.675	0.892	0.144	173.9
11	77	Teo Martin Motorsport	ESP	Guilherme Samaia	BR			Dallara F317 HWA	Teo Martin Motorsport	16	13	1:34.783	1.000	0.108	173.7
12	51	Teo Martin Motorsport	ESP	Aldo Festante	ITA			Dallara F317 HWA	Teo Martin Motorsport	15	10	1:34.868	1.085	0.085	173.5
13	21	Fortec Motorsport	GB	Calan Williams	AU			Dallara F317 HWA	Fortec Motorsport	18	13	1:34.887	1.104	0.019	173.5
14	63	Carlin Motorsport	GB	Nicolai Kjaergaard	DN	R	6	Dallara F317 Spiess	Carlin Motorsport	13	12	1:34.964	1.181	0.077	173.3
15	14	Team Motopark	DE	Yuki Tsunoda	JPN	R	7	Dallara F317 Spiess	Team Motopark	5	5	1:35.226	1.443	0.262	172.9
16	99	Drivex School	ESP	Rui Andrade	AG	R	8	Dallara F317 Piedrafita	Drivex School	15	14	1:37.322	3.539	2.096	169.1

Published at:.....

Track Temp: 35.2 °C Air Temp: 20.8 °C Humidity: 45 % Track Status: DRY

Stewards:	Race Director:	Timekeeper: 
-----------	----------------	--





Hockenheimring
Euroformula Open
Free Practice - 1
Provisional Results by Class



Clas	Nº	Entrant	Nat	Driver	Nat	Cat	Clas	Chassis - Engine	Team	Laps	Best	Time	Gap	Interval	Km/h
1	8	Teo Martin	ESP	Lukas Dunner	AUT			Dallara F317 HWA	Teo Martin	14	12	1:33.783			175.5
2	12	Carlin Motorsport	GBR	Christian Hahn	BRA			Dallara F317 Spiess	Carlin Motorsport	17	15	1:34.051	0.268	0.268	175.0
3	18	Team Motopark	DEU	Julian Hanses	DEU			Dallara F317 Spiess	Team Motopark	15	6	1:34.404	0.621	0.353	174.4
4	20	Fortec Motorsport	GBR	Cameron Das	USA			Dallara F317 HWA	Fortec Motorsport	17	16	1:34.531	0.748	0.127	174.1
5	33	Team Motopark	DEU	Marino Sato	JPN			Dallara F317 Spiess	Team Motopark	11	10	1:34.675	0.892	0.144	173.9
6	77	Teo Martin	ESP	Guilherme Samaia	BRA			Dallara F317 HWA	Teo Martin	16	13	1:34.783	1.000	0.108	173.7
7	51	Teo Martin	ESP	Aldo Festante	ITA			Dallara F317 HWA	Teo Martin	15	10	1:34.868	1.085	0.085	173.5
8	21	Fortec Motorsport	GBR	Calan Williams	AUS			Dallara F317 HWA	Fortec Motorsport	18	13	1:34.887	1.104	0.019	173.5

Rookie

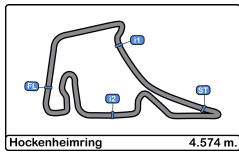
1	26	Double R	GBR	Linus Lundqvist	SWE	R	1	Dallara F317 HWA	Double R	15	14	1:33.817			175.5
2	7	Double R	GBR	Jack Doohan	AUS	R	2	Dallara F317 HWA	Double R	17	16	1:33.963	0.146	0.146	175.2
3	30	Team Motopark	DEU	Liam Lawson	NZL	R	3	Dallara F317 Spiess	Team Motopark	13	12	1:34.097	0.280	0.134	174.9
4	11	Carlin Motorsport	GBR	Teppei Natori	JPN	R	4	Dallara F317 Spiess	Carlin Motorsport	16	14	1:34.402	0.585	0.305	174.4
5	31	Carlin Motorsport	GBR	Billy Monger	GBR	R	5	Dallara F317 Spiess	Carlin Motorsport	16	13	1:34.476	0.659	0.074	174.2
6	63	Carlin Motorsport	GBR	Nicolai Kjaergaard	DNK	R	6	Dallara F317 Spiess	Carlin Motorsport	13	12	1:34.964	1.147	0.488	173.3
7	14	Team Motopark	DEU	Yuki Tsunoda	JPN	R	7	Dallara F317 Spiess	Team Motopark	5	5	1:35.226	1.409	0.262	172.9
8	99	Drivex School	ESP	Rui Andrade	AGO	R	8	Dallara F317 Piedrafita	Drivex School	15	14	1:37.322	3.505	2.096	169.1

Published at:.....

Track Temp: 35.2 °C Air Temp: 20.8 °C Humidity: 45 % Track Status: DRY

Stewards:	Race Director:	Timekeeper:





Hockenheimring
Euroformula Open
Free Practice - 1
Lap Analysis



7 Jack Doohan R Dallara F317 HWA **12** Christian Hahn Dallara F317 Spiess
 Double R Carlin Motorsport

Lap D	Time	Sector 1	Sector 2	Sector 3	T. Spd	Elapsed	Lap D	Time	Sector 1	Sector 2	Sector 3	T. Spd	Elapsed
1	10:32:08.129	10:30:47.348	49.522	31.259	213.8	10:32:08.129	1	10:31:59.798	10:30:38.071	49.801	31.926	220.4	10:31:59.798
2	1:37.913	21.935	46.334	29.644	227.8	10:33:46.042	2	1:41.527	22.745	48.315	30.467	223.6	10:33:41.325
3	1:36.391	21.204	45.829	29.358	231.7	10:35:22.433	3	1:39.808	21.870	47.969	29.969	224.0	10:35:21.133
4	1:35.763	21.048	45.670	29.045	237.3	10:36:58.196	4	1:41.585	21.811	48.453	31.321	226.8	10:37:02.718
5	1:36.196	20.893	46.220	29.083	230.7	10:38:34.392	5	1:37.181	21.059	46.811	29.311	229.2	10:38:39.899
6	1:35.443	20.929	45.692	28.822	230.7	10:40:09.835	6	1:42.889	20.884	49.692	32.313	229.2	10:40:22.788
7	1:35.063	20.676	45.716	28.671	229.2	10:41:44.898	7	1:35.328	20.658	45.980	28.690	228.8	10:41:58.116
8	1:43.546 P	20.517	47.045	35.984	230.2	10:43:28.444	8	1:35.066	20.402	45.987	28.677	227.8	10:43:33.182
9	6:19.303	5:01.456	48.010	29.837	221.7	10:49:47.747	9	1:45.607 P	20.387	46.140	39.080	228.3	10:45:18.789
10	1:38.836	21.205	46.194	31.437	229.7	10:51:26.583	10	4:25.005	3:07.040	47.842	30.123	224.5	10:49:43.794
11	1:34.388	20.460	45.461	28.467	231.2	10:53:00.971	11	1:35.054	20.540	45.843	28.671	226.4	10:51:18.848
12	1:33.978	20.310	45.272	28.396	231.7	10:54:34.949	12	1:34.289	20.362	45.709	28.218	229.2	10:52:53.137
13	1:34.098	20.414	45.352	28.332	233.2	10:56:09.047	13	1:39.377	20.379	45.858	33.140	230.7	10:54:32.514
14	1:53.742	23.435	56.063	34.244	208.4	10:58:02.789	14	1:34.671	20.501	45.886	28.284	229.2	10:56:07.185
15	1:34.616	20.601	45.587	28.428	231.7	10:59:37.405	15	1:34.051	20.275	45.654	28.122	227.8	10:57:41.236
16	1:33.963	20.282	45.432	28.249	231.7	11:01:11.368	16	1:34.299	20.289	45.852	28.158	228.8	10:59:15.535
17	1:47.475 P	22.262	46.038	39.175	231.7	11:02:58.843	17	1:45.918 P	22.478	45.675	37.765	228.3	11:01:01.453

8 Lukas Dunner Dallara F317 HWA **14** Yuki Tsunoda R Dallara F317 Spiess
 Teo Martin Motorsport Team Motopark

Lap D	Time	Sector 1	Sector 2	Sector 3	T. Spd	Elapsed	Lap D	Time	Sector 1	Sector 2	Sector 3	T. Spd	Elapsed
1	10:32:07.956 P	10:30:38.803	49.881	39.272	224.0	10:32:07.956	1	10:33:39.563 P	10:31:54.313	55.075	50.175	220.8	10:33:39.563
2	5:35.991	4:17.783	47.510	30.698	222.6	10:37:43.947	2	4:07.045	2:43.505	50.056	33.484	215.1	10:37:46.608
3	1:37.738	22.105	46.375	29.258	225.9	10:39:21.685	3	1:41.093	23.165	47.966	29.962	219.9	10:39:27.701
4	1:35.621	20.710	46.108	28.803	226.8	10:40:57.306	4	1:37.014	21.384	46.040	29.590	229.2	10:41:04.715
5	1:35.187	20.441	46.210	28.536	226.8	10:42:32.493	5	1:35.226	20.843	45.811	28.572	230.2	10:42:39.941
6	1:34.756	20.353	46.001	28.402	226.8	10:44:07.249	6	20.380	45.782			231.2	

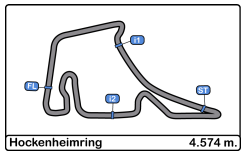
18 Julian Hanses Dallara F317 Spiess
 Team Motopark

Lap D	Time	Sector 1	Sector 2	Sector 3	T. Spd	Elapsed
1	10:32:22.692 P	10:30:50.199	51.919	40.574	202.2	10:32:22.692
2	4:37.915	3:18.366	49.891	29.658	211.3	10:37:00.607
3	1:37.755	21.436	47.222	29.097	222.6	10:38:38.362
4	1:35.206	20.564	45.967	28.675	228.8	10:40:13.568
5	1:34.808	20.496	45.885	28.427	229.2	10:41:48.376
6	1:34.404	20.336	45.695	28.373	229.2	10:43:22.780
7	1:51.850 P	20.442	45.881	45.527	229.7	10:45:14.630
8	6:13.797	4:55.486	47.376	30.935	213.8	10:51:28.427
9	1:35.034	20.427	45.968	28.639	218.6	10:53:03.461
10	1:34.550	20.414	45.785	28.351	228.8	10:54:38.011
11	1:34.784	20.442	45.892	28.450	229.2	10:56:12.795
12	1:41.271	20.393	48.094	32.784	228.3	10:57:54.066
13	1:34.657	20.346	46.014	28.297	226.4	10:59:28.723
14	1:34.541	20.411	45.815	28.315	227.8	11:01:03.264
15	1:42.198 P	20.340	45.794	36.064	229.2	11:02:45.462

11 Teppei Natori R Dallara F317 Spiess
 Carlin Motorsport

Lap D	Time	Sector 1	Sector 2	Sector 3	T. Spd	Elapsed
1	10:32:13.294	10:30:44.190	52.153	36.951	219.0	10:32:13.294
2	1:44.380	24.487	48.426	31.467	224.5	10:33:57.674
3	1:38.832	21.900	46.851	30.081	224.0	10:35:36.506
4	1:36.933	21.199	46.197	29.537	225.9	10:37:13.439
5	1:36.740	21.282	46.111	29.347	225.9	10:38:50.179
6	1:36.380	20.718	45.870	29.792	230.2	10:40:26.559
7	1:35.538	20.579	45.933	29.026	228.3	10:42:02.097
8	1:35.432	20.782	45.880	28.770	226.8	10:43:37.529
9	1:47.615 P	20.520	46.471	40.624	226.8	10:45:25.144
10	6:39.979	5:18.355	51.581	30.043	218.6	10:52:05.123
11	1:35.092	20.677	45.921	28.494	228.3	10:53:40.215
12	1:34.425	20.584	45.498	28.343	229.7	10:55:14.640
13	1:37.442	22.092	46.352	28.998	227.3	10:56:52.082
14	1:34.402	20.403	45.584	28.415	228.8	10:58:26.484
15	1:40.853	21.237	49.019	30.597	228.8	11:00:07.337
16	1:42.786 P	20.470	45.640	36.676	228.3	11:01:50.123





Hockenheimring Euroformula Open Free Practice - 1 Lap Analysis

**20**

Cameron Das

Dallara F317 HWA

26

Linus Lundqvist

R

Dallara F317 HWA

Fortec Motorsport

Double R

Lap D	Time	Sector 1	Sector 2	Sector 3	T. Spd	Elapsed	Lap D	Time	Sector 1	Sector 2	Sector 3	T. Spd	Elapsed	
1	10:32:15.087	10:30:50.841	51.610	32.636	218.6	10:32:15.087	1	10:32:10.529	10:30:48.633	49.689	32.207	221.3	10:32:10.529	
2	1:37.116	21.698	45.940	29.478	227.8	10:33:52.203	2	1:39.481	22.217	47.206	30.058	227.3	10:33:50.010	
3	1:35.868	20.792	45.941	29.135	230.2	10:35:28.071	3	1:37.614	21.726	46.385	29.503	227.8	10:35:27.624	
4	1:35.483	21.075	45.706	28.702	228.3	10:37:03.554	4	1:37.623	21.759	46.298	29.566	231.2	10:37:05.247	
5	1:37.395	20.738	46.354	30.303	237.3	10:38:40.949	5	1:36.650	21.053	46.115	29.482	232.2	10:38:41.897	
6	1:35.343	20.697	45.804	28.842	234.2	10:40:16.292	6	1:36.033	20.733	46.063	29.237	233.7	10:40:17.930	
7	1:34.997	20.524	45.721	28.752	230.2	10:41:51.289	7	1:42.598 P	20.690	45.908	36.000	233.2	10:42:00.528	
8	1:36.164	21.293	46.135	28.736	229.7	10:43:27.453	8	8:55.050	7:36.084	49.657	29.309	220.4	10:50:55.578	
9	1:48.165 P	20.659	45.708	41.798	230.2	10:45:15.618	9	1:34.383	20.573	45.502	28.308	231.2	10:52:29.961	
10	6:05.198	4:45.979	49.508	29.711	200.7	10:51:20.816	10	1:34.468	20.809	45.325	28.334	234.2	10:54:04.429	
11	1:34.651	20.520	45.455	28.676	231.2	10:52:55.467	11	1:34.034	20.387	45.423	28.224	234.7	10:55:38.463	
12	1:35.203	20.726	45.522	28.955	232.2	10:54:30.670	12	1:34.525	20.398	45.482	28.645	231.2	10:57:12.988	
13	1:48.919	20.687	55.428	32.804	230.7	10:56:19.589	13	1:34.268	20.397	45.567	28.304	231.7	10:58:47.256	
14	1:35.098	20.623	45.830	28.645	232.2	10:57:54.687	14	1:33.817	20.214	45.474	28.129	231.7	11:00:21.073	
15	1:35.001	20.740	45.596	28.665	233.2	10:59:29.688	15	1:45.703 P	21.023	46.039	38.641	231.7	11:02:06.776	
16	1:34.531	20.448	45.497	28.586	234.2	11:01:04.219	30 Liam Lawson						R	Dallara F317 Spiess
17	1:42.177 P	20.522	45.481	36.174	233.2	11:02:46.396	Team Motopark							

21

Calan Williams

Dallara F317 HWA

30

Liam Lawson

R

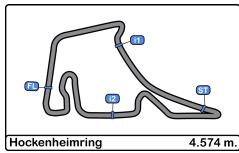
Dallara F317 Spiess

Fortec Motorsport

Team Motopark

Lap D	Time	Sector 1	Sector 2	Sector 3	T. Spd	Elapsed	Lap D	Time	Sector 1	Sector 2	Sector 3	T. Spd	Elapsed	
1	10:32:19.110	10:30:53.761	51.700	33.649	211.7	10:32:19.110	1	10:34:43.131 P	10:33:06.681	54.769	41.681	217.7	10:34:43.131	
2	1:43.917	23.832	48.547	31.538	225.9	10:34:03.027	2	3:50.489	2:31.253	48.638	30.598	223.6	10:38:33.620	
3	1:43.454	22.723	49.987	30.744	204.5	10:35:46.481	3	1:47.031	22.091	46.884	38.056	231.2	10:40:20.651	
4	1:39.820	22.405	47.535	29.880	228.8	10:37:26.301	4	1:35.626	20.998	45.791	28.837	231.7	10:41:56.277	
5	1:37.372	21.650	46.169	29.553	228.8	10:39:03.673	5	1:34.799	20.577	45.639	28.583	232.2	10:43:31.076	
6	1:36.659	21.310	46.154	29.195	228.3	10:40:40.332	6	2:09.528 P	20.533	57.992	51.003	175.0	10:45:40.604	
7	1:36.010	20.970	45.894	29.146	229.2	10:42:16.342	7	4:40.582	3:20.718	48.564	31.300	226.8	10:50:21.186	
8	1:36.259	21.276	45.945	29.038	231.2	10:43:52.601	8	1:34.393	20.668	45.598	28.127	230.7	10:51:55.579	
9	1:59.220 P	21.300	47.921	49.999	234.7	10:45:51.821	9	1:48.627 P	25.158	47.415	36.054	208.8	10:53:44.206	
10	4:31.498	3:13.736	46.284	31.478	227.8	10:50:23.319	10	2:32.894	1:10.586	49.451	32.857	220.8	10:56:17.100	
11	1:35.640	21.180	45.615	28.845	230.2	10:51:58.959	11	1:40.739	20.400	48.621	31.718	233.2	10:57:57.839	
12	1:35.340	21.164	45.521	28.655	229.2	10:53:34.299	12	1:34.097	20.353	45.541	28.203	232.7	10:59:31.936	
13	1:34.887	20.733	45.507	28.647	230.7	10:55:09.186	13	2:00.859 P	20.222	56.907	43.730	233.2	11:01:32.795	
14	1:35.575	20.842	45.743	28.990	229.7	10:56:44.761	31 Billy Monger						R	Dallara F317 Spiess
15	1:35.187	20.908	45.546	28.733	230.2	10:58:19.948	Carlin Motorsport							
16	1:35.011	20.829	45.415	28.767	230.7	10:59:54.959	Lap D	Time	Sector 1	Sector 2	Sector 3	T. Spd	Elapsed	
17	1:34.956	20.758	45.595	28.603	230.7	11:01:29.915	1	10:32:21.936	10:30:56.719	51.782	33.435	220.8	10:32:21.936	
18	1:49.259 P	22.324	47.284	39.651	230.2	11:03:19.174	2	1:42.532	23.293	48.363	30.876	225.0	10:34:04.468	
							3	1:38.846	22.122	46.747	29.977	225.9	10:35:43.314	
							4	1:38.682	21.728	46.459	30.495	226.4	10:37:21.996	
							5	1:37.855	21.699	46.438	29.718	226.8	10:38:59.851	
							6	1:36.505	20.943	46.307	29.255	227.3	10:40:36.356	
							7	1:36.095	20.826	46.277	28.992	227.3	10:42:12.451	
							8	1:36.257	21.163	46.186	28.908	227.8	10:43:48.708	
							9	1:58.093 P	20.449	46.179	51.465	228.3	10:45:46.801	
							10	5:00.898	3:45.243	46.655	29.000	224.5	10:50:47.699	
							11	1:35.791	20.676	46.041	29.074	227.8	10:52:23.490	
							12	1:34.981	20.519	45.818	28.644	228.3	10:53:58.471	
							13	1:34.476	20.304	45.752	28.420	229.2	10:55:32.947	
							14	1:44.640	21.554	48.593	34.493	223.6	10:57:17.587	
							15	1:34.675	20.392	45.877	28.406	229.7	10:58:52.262	
							16	1:46.556 P	20.258	46.252	40.046	229.7	11:00:38.818	





Hockenheimring
Euroformula Open
Free Practice - 1
Lap Analysis



33

Marino Sato

Dallara F317 Spiess **77**

Guilherme Samaia

Dallara F317 HWA

Team Motopark

Teo Martin Motorsport

Lap	D	Time	Sector 1	Sector 2	Sector 3	T. Spd	Elapsed	Lap	D	Time	Sector 1	Sector 2	Sector 3	T. Spd	Elapsed
1		10:35:25.389 P	10:33:48.184	55.155	42.050	205.3	10:35:25.389	1		10:32:09.544 P	10:30:39.258	51.099	39.187	203.7	10:32:09.544
2		3:30.156	2:12.669	47.836	29.651	224.5	10:38:55.545	2		5:58.452	4:40.647	47.491	30.314	224.0	10:38:07.996
3		1:36.423	21.298	46.331	28.794	227.8	10:40:31.968	3		1:37.534	21.724	46.342	29.468	225.4	10:39:45.530
4		1:35.048	20.493	45.902	28.653	228.8	10:42:07.016	4		1:36.378	21.251	46.114	29.013	225.9	10:41:21.908
5		1:40.220	22.537	48.850	28.833	228.3	10:43:47.236	5		1:35.864	20.989	46.221	28.654	225.9	10:42:57.772
6		1:57.136 P	20.267	45.961	50.908	228.8	10:45:44.372	6		1:36.360	21.038	46.297	29.025	227.3	10:44:34.132
7		7:59.915	6:39.583	50.985	29.347	229.2	10:53:44.287	7		1:51.063 P	23.106	48.021	39.936	226.4	10:46:25.195
8		1:34.754	20.429	45.854	28.471	229.2	10:55:19.041	8		4:01.643	2:44.586	47.838	29.219	225.0	10:50:26.838
9		1:47.770	21.612	55.035	31.123	216.0	10:57:06.811	9		1:35.987	20.847	46.331	28.809	227.8	10:52:02.825
10		1:34.675	20.444	45.904	28.327	228.8	10:58:41.486	10		1:35.185	20.706	45.964	28.515	229.7	10:53:38.010
11		2:05.422 P	20.250	54.975	50.197	229.2	11:00:46.908	11		1:35.084	20.677	45.915	28.492	229.2	10:55:13.094

51

Aldo Festante

Dallara F317 HWA

Teo Martin Motorsport

Lap	D	Time	Sector 1	Sector 2	Sector 3	T. Spd	Elapsed	Lap	D	Time	Sector 1	Sector 2	Sector 3	T. Spd	Elapsed
1		10:32:29.539 P	10:30:55.554	51.532	42.453	224.5	10:32:29.539	12		1:35.059	20.714	45.905	28.440	228.8	10:56:48.153
2		5:28.968	4:09.295	48.615	31.058	221.7	10:37:58.507	13		1:34.783	20.468	45.901	28.414	228.3	10:58:22.936
3		1:38.001	21.820	46.460	29.721	226.4	10:39:36.508	14		1:46.857	20.832	49.627	36.398	228.8	11:00:09.793
4		1:36.842	21.087	46.390	29.365	227.3	10:41:13.350	15		1:35.723	20.489	46.304	28.930	229.7	11:01:45.516
5		1:36.613	20.957	46.228	29.428	227.3	10:42:49.963	16		1:46.084 P	22.155	46.907	37.022	228.3	11:03:31.600

99

Rui Andrade

R

Dallara F317

Piedrafita

Drivex School

Lap	D	Time	Sector 1	Sector 2	Sector 3	T. Spd	Elapsed
1		10:33:16.732	10:31:47.368	53.897	35.467	190.8	10:33:16.732
2		1:46.880	24.439	49.201	33.240	210.1	10:35:03.612
3		1:42.332	23.113	47.118	32.101	225.0	10:36:45.944
4		2:01.218	25.106	57.482	38.630	156.9	10:38:47.162
5		1:40.793	22.589	46.651	31.553	225.9	10:40:27.955
6		1:43.705	22.113	50.661	30.931	227.8	10:42:11.660
7		1:39.236	22.491	46.629	30.116	230.7	10:43:50.896
8		1:57.629 P	21.604	46.824	49.201	228.3	10:45:48.525
9		6:34.893	5:15.611	48.010	31.272	204.5	10:52:23.418
10		1:38.812	22.369	46.269	30.174	227.3	10:54:02.230
11		1:40.914	21.351	49.345	30.218	228.3	10:55:43.144
12		1:37.400	21.244	46.300	29.856	227.8	10:57:20.544
13		1:38.329	21.282	47.181	29.866	229.7	10:58:58.873
14		1:37.322	21.294	46.163	29.865	228.3	11:00:36.195
15		1:50.375 P	21.874	47.409	41.092	227.3	11:02:26.570

63

Nicolai Kjaergaard

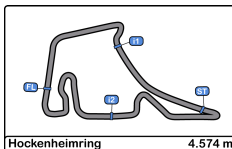
R

Dallara F317 Spiess

Carlin Motorsport

Lap	D	Time	Sector 1	Sector 2	Sector 3	T. Spd	Elapsed
1		10:32:03.351	10:30:40.505	50.663	32.183	209.7	10:32:03.351
2		1:40.653	22.469	47.627	30.557	222.6	10:33:44.004
3		1:46.562 P	21.596	46.737	38.229	224.5	10:35:30.566
4		9:41.044 P	8:05.838	47.820	47.386	221.3	10:45:11.610
5		4:24.151	3:04.758	48.241	31.152	221.7	10:49:35.761
6		1:37.194	21.566	46.332	29.296	223.6	10:51:12.955
7		1:35.606	20.871	45.969	28.766	225.4	10:52:48.561
8		1:36.736	21.680	46.170	28.886	226.8	10:54:25.297
9		1:35.208	20.616	46.115	28.477	225.9	10:56:00.505
10		1:35.041	20.543	46.095	28.403	226.8	10:57:35.546
11		1:38.070	21.968	47.171	28.931	226.4	10:59:13.616
12		1:34.964	20.547	45.993	28.424	227.8	11:00:48.580
13		1:45.593 P	22.169	46.778	36.646	227.3	11:02:34.173



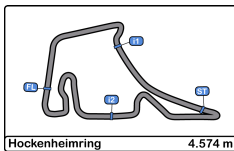


Hockenheimring
Euroformula Open
Free Practice - 1
Best Sectors Results



Sector - 1				Sector - 2				Sector - 3				Ideal Lap vs Best Lap				
Clas	Nº	Driver	Time	Nº	Driver	Time	Nº	Driver	Time	Clas	Nº	Driver	Ideal Lap	Best Lap	Clas	
1	8	Lukas Dunner	20.111	7	Jack Doohan	45.272	8	Lukas Dunner	28.101	1	26	Linus Lundqvist	1:33.668	1:33.817	2	
2	26	Linus Lundqvist	20.214	26	Linus Lundqvist	45.325	12	Christian Hahn	28.122	2	8	Lukas Dunner	1:33.772	1:33.783	1	
3	30	Liam Lawson	20.222	21	Calan Williams	45.415	30	Liam Lawson	28.127	3	7	Jack Doohan	1:33.803	1:33.963	3	
4	33	Marino Sato	20.250	20	Cameron Das	45.455	26	Linus Lundqvist	28.129	4	30	Liam Lawson	1:33.890	1:34.097	5	
5	31	Billy Monger	20.258	11	Teppei Natori	45.498	7	Jack Doohan	28.249	5	12	Christian Hahn	1:34.051	1:34.051	4	
6	12	Christian Hahn	20.275	30	Liam Lawson	45.541	18	Julian Hanses	28.297	6	11	Teppei Natori	1:34.244	1:34.402	6	
7	7	Jack Doohan	20.282	8	Lukas Dunner	45.560	33	Marino Sato	28.327	7	18	Julian Hanses	1:34.328	1:34.404	7	
8	18	Julian Hanses	20.336	12	Christian Hahn	45.654	11	Teppei Natori	28.343	8	31	Billy Monger	1:34.416	1:34.476	8	
9	14	Yuki Tsunoda	20.380	18	Julian Hanses	45.695	63	Nicolai Kjaergaard	28.403	9	33	Marino Sato	1:34.431	1:34.675	10	
10	11	Teppei Natori	20.403	51	Aldo Festante	45.751	31	Billy Monger	28.406	10	20	Cameron Das	1:34.489	1:34.531	9	
11	51	Aldo Festante	20.444	31	Billy Monger	45.752	77	Guilherme Samaia	28.414	11	14	Yuki Tsunoda	1:34.734	1:35.226	15	
12	20	Cameron Das	20.448	14	Yuki Tsunoda	45.782	51	Aldo Festante	28.569	12	21	Calan Williams	1:34.751	1:34.887	13	
13	77	Guilherme Samaia	20.468	33	Marino Sato	45.854	14	Yuki Tsunoda	28.572	13	51	Aldo Festante	1:34.764	1:34.868	12	
14	63	Nicolai Kjaergaard	20.543	77	Guilherme Samaia	45.901	20	Cameron Das	28.586	14	77	Guilherme Samaia	1:34.783	1:34.783	11	
15	21	Calan Williams	20.733	63	Nicolai Kjaergaard	45.969	21	Calan Williams	28.603	15	63	Nicolai Kjaergaard	1:34.915	1:34.964	14	
16	99	Rui Andrade	21.244	99	Rui Andrade	46.163	99	Rui Andrade	29.856	16	99	Rui Andrade	1:37.263	1:37.322	16	



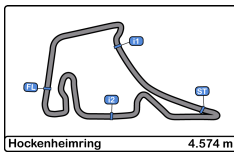


Hockenheimring
Euroformula Open
Free Practice - 1
Best 5 Lap Times



Cls	Nº	Entrant	Nat	Driver	Nat	Cat	Cls	Chassis - Engine	Team	Best 1		Best 2		Best 3		Best 4		Best 5	
										Time	Lap	Time	Lap	Time	Lap	Time	Lap	Time	Lap
1	8	Teo Martin Motorsport	ESP	Lukas Dunner	AUT			Dallara F317 HWA	Teo Martin Motorsport	1:33.783	12	1:33.932	11	1:34.068	13	1:34.092	10	1:34.616	9
2	26	Double R	GBR	Linus Lundqvist	SWE	R	1	Dallara F317 HWA	Double R	1:33.817	14	1:34.034	11	1:34.268	13	1:34.383	9	1:34.468	10
3	7	Double R	GBR	Jack Doohan	AUS	R	2	Dallara F317 HWA	Double R	1:33.963	16	1:33.978	12	1:34.098	13	1:34.388	11	1:34.616	15
4	12	Carlin Motorsport	GBR	Christian Hahn	BRA			Dallara F317 Spiess	Carlin Motorsport	1:34.051	15	1:34.289	12	1:34.299	16	1:34.671	14	1:35.054	11
5	30	Team Motopark	DEU	Liam Lawson	NZL	R	3	Dallara F317 Spiess	Team Motopark	1:34.097	12	1:34.393	8	1:34.799	5	1:35.626	4	1:40.739	11
6	11	Carlin Motorsport	GBR	Teppe Natori	JPN	R	4	Dallara F317 Spiess	Carlin Motorsport	1:34.402	14	1:34.425	12	1:35.092	11	1:35.432	8	1:35.538	7
7	18	Team Motopark	DEU	Julian Hanses	DEU			Dallara F317 Spiess	Team Motopark	1:34.404	6	1:34.541	14	1:34.550	10	1:34.657	13	1:34.784	11
8	31	Carlin Motorsport	GBR	Billy Monger	GBR	R	5	Dallara F317 Spiess	Carlin Motorsport	1:34.476	13	1:34.675	15	1:34.981	12	1:35.791	11	1:36.095	7
9	20	Fortec Motorsport	GBR	Cameron Das	USA			Dallara F317 HWA	Fortec Motorsport	1:34.531	16	1:34.651	11	1:34.997	7	1:35.001	15	1:35.098	14
10	33	Team Motopark	DEU	Marino Sato	JPN			Dallara F317 Spiess	Team Motopark	1:34.675	10	1:34.754	8	1:35.048	4	1:36.423	3	1:40.220	5
11	77	Teo Martin Motorsport	ESP	Guilherme Samaia	BRA			Dallara F317 HWA	Teo Martin Motorsport	1:34.783	13	1:35.059	12	1:35.084	11	1:35.185	10	1:35.723	15
12	51	Teo Martin Motorsport	ESP	Aldo Festante	ITA			Dallara F317 HWA	Teo Martin Motorsport	1:34.868	10	1:34.879	14	1:35.357	9	1:35.361	12	1:35.898	6
13	21	Fortec Motorsport	GBR	Calan Williams	AUS			Dallara F317 HWA	Fortec Motorsport	1:34.887	13	1:34.956	17	1:35.011	16	1:35.187	15	1:35.340	12
14	63	Carlin Motorsport	GBR	Nicolai Kjaergaard	DNK	R	6	Dallara F317 Spiess	Carlin Motorsport	1:34.964	12	1:35.041	10	1:35.208	9	1:35.606	7	1:36.736	8
15	14	Team Motopark	DEU	Yuki Tsunoda	JPN	R	7	Dallara F317 Spiess	Team Motopark	1:35.226	5	1:37.014	4	1:41.093	3	4:07.045	2		
16	99	Drivex School	ESP	Rui Andrade	AGO	R	8	Dallara F317 Piedrafita	Drivex School	1:37.322	14	1:37.400	12	1:38.329	13	1:38.812	10	1:39.236	7



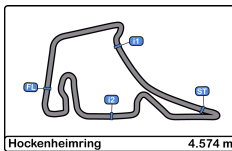


Hockenheimring
Euroformula Open
Free Practice - 1
Best 5 Top Speeds



Cls	Nº	Entrant	Nat	Driver	Nat	Cat	Cls	Chassis - Engine	Team	Top 1		Top 2		Top 3		Top 4		Top 5		Avg
										Km/h	Lap	Km/h	Lap	Km/h	Lap	Km/h	Lap	Km/h	Lap	
1	7	Double R	GBR	Jack Doohan	AUS	R	1	Dallara F317 HWA	Double R	237.3	4	233.2	13	231.7	3	231.7	12	231.7	15	233.1
2	20	Fortec Motorsport	GBR	Cameron Das	USA			Dallara F317 HWA	Fortec Motorsport	237.3	5	234.2	6	234.2	16	233.2	15	233.2	17	234.4
3	21	Fortec Motorsport	GBR	Calan Williams	AUS			Dallara F317 HWA	Fortec Motorsport	234.7	9	231.2	8	230.7	13	230.7	16	230.7	17	231.6
4	26	Double R	GBR	Linus Lundqvist	SWE	R	2	Dallara F317 HWA	Double R	234.7	11	234.2	10	233.7	6	233.2	7	232.2	5	233.6
5	51	Teo Martin Motorsport	ESP	Aldo Festante	ITA			Dallara F317 HWA	Teo Martin Motorsport	233.7	11	231.7	10	231.7	15	231.2	12	231.2	13	231.9
6	30	Team Motopark	DEU	Liam Lawson	NZL	R	3	Dallara F317 Spiess	Team Motopark	233.2	11	233.2	13	232.7	12	232.2	5	231.7	4	232.6
7	14	Team Motopark	DEU	Yuki Tsunoda	JPN	R	4	Dallara F317 Spiess	Team Motopark	231.2	6	230.2	5	229.2	4	220.8	1	219.9	3	226.3
8	8	Teo Martin Motorsport	ESP	Lukas Dunner	AUT			Dallara F317 HWA	Teo Martin Motorsport	230.7	13	230.2	12	229.7	10	229.2	7	229.2	11	229.8
9	12	Carlin Motorsport	GBR	Christian Hahn	BRA			Dallara F317 Spiess	Carlin Motorsport	230.7	13	229.2	5	229.2	6	229.2	12	229.2	14	229.5
10	99	Drivex School	ESP	Rui Andrade	AGO	R	5	Dallara F317 Piedrafita	Drivex School	230.7	7	229.7	13	228.3	8	228.3	11	228.3	14	229.1
11	11	Carlin Motorsport	GBR	Teppei Natori	JPN	R	6	Dallara F317 Spiess	Carlin Motorsport	230.2	6	229.7	12	228.8	14	228.8	15	228.3	7	229.2
12	18	Team Motopark	DEU	Julian Hanses	DEU			Dallara F317 Spiess	Team Motopark	229.7	7	229.2	5	229.2	6	229.2	11	229.2	15	229.3
13	31	Carlin Motorsport	GBR	Billy Monger	GBR	R	7	Dallara F317 Spiess	Carlin Motorsport	229.7	15	229.7	16	229.2	13	228.3	9	228.3	12	229.1
14	77	Teo Martin Motorsport	ESP	Guilherme Samaia	BRA			Dallara F317 HWA	Teo Martin Motorsport	229.7	10	229.7	15	229.2	11	228.8	12	228.8	14	229.3
15	33	Team Motopark	DEU	Marino Sato	JPN			Dallara F317 Spiess	Team Motopark	229.2	7	229.2	8	229.2	11	228.8	4	228.8	6	229.1
16	63	Carlin Motorsport	GBR	Nicolai Kjaergaard	DNK	R	8	Dallara F317 Spiess	Carlin Motorsport	227.8	12	227.3	13	226.8	8	226.8	10	226.4	11	227.0



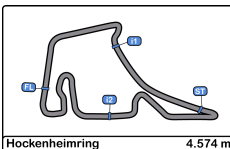


Hockenheimring
Euroformula Open
Free Practice - 1
Fastest Laps Sequence



Lap	Time of Day	Session Time	Nº	Entrant	Nat	Driver	Nat	Cat	Chassis - Engine	Team	Time	Km/h
2	10:33:41.325	3:41.325	12	Carlin Motorsport	GBR	Christian Hahn	BRA		Dallara F317 Spiess	Carlin Motorsport	1:41.527	162.1
2	10:33:44.004	3:44.004	63	Carlin Motorsport	GBR	Nicolai Kjaergaard	DNK	R	Dallara F317 Spiess	Carlin Motorsport	1:40.653	163.5
2	10:33:46.042	3:46.042	7	Double R	GBR	Jack Doohan	AUS	R	Dallara F317 HWA	Double R	1:37.913	168.1
2	10:33:52.203	3:52.203	20	Fortec Motorsport	GBR	Cameron Das	USA		Dallara F317 HWA	Fortec Motorsport	1:37.116	169.5
3	10:35:22.433	5:22.433	7	Double R	GBR	Jack Doohan	AUS	R	Dallara F317 HWA	Double R	1:36.391	170.8
3	10:35:28.071	5:28.071	20	Fortec Motorsport	GBR	Cameron Das	USA		Dallara F317 HWA	Fortec Motorsport	1:35.868	171.7
4	10:36:58.196	6:58.196	7	Double R	GBR	Jack Doohan	AUS	R	Dallara F317 HWA	Double R	1:35.763	171.9
4	10:37:03.554	7:03.554	20	Fortec Motorsport	GBR	Cameron Das	USA		Dallara F317 HWA	Fortec Motorsport	1:35.483	172.4
6	10:40:09.835	10:09.835	7	Double R	GBR	Jack Doohan	AUS	R	Dallara F317 HWA	Double R	1:35.443	172.5
4	10:40:13.568	10:13.568	18	Team Motopark	DEU	Julian Hanses	DEU		Dallara F317 Spiess	Team Motopark	1:35.206	172.9
7	10:41:44.898	11:44.898	7	Double R	GBR	Jack Doohan	AUS	R	Dallara F317 HWA	Double R	1:35.063	173.2
5	10:41:48.376	11:48.376	18	Team Motopark	DEU	Julian Hanses	DEU		Dallara F317 Spiess	Team Motopark	1:34.808	173.6
6	10:43:22.780	13:22.780	18	Team Motopark	DEU	Julian Hanses	DEU		Dallara F317 Spiess	Team Motopark	1:34.404	174.4
8	10:51:55.579	21:55.579	30	Team Motopark	DEU	Liam Lawson	NZL	R	Dallara F317 Spiess	Team Motopark	1:34.393	174.4
9	10:52:29.961	22:29.961	26	Double R	GBR	Linus Lundqvist	SWE	R	Dallara F317 HWA	Double R	1:34.383	174.4
12	10:52:53.137	22:53.137	12	Carlin Motorsport	GBR	Christian Hahn	BRA		Dallara F317 Spiess	Carlin Motorsport	1:34.289	174.6
12	10:54:34.949	24:34.949	7	Double R	GBR	Jack Doohan	AUS	R	Dallara F317 HWA	Double R	1:33.978	175.2
11	10:56:57.537	26:57.537	8	Teo Martin Motorsport	ESP	Lukas Dunner	AUT		Dallara F317 HWA	Teo Martin Motorsport	1:33.932	175.3
12	10:58:31.320	28:31.320	8	Teo Martin Motorsport	ESP	Lukas Dunner	AUT		Dallara F317 HWA	Teo Martin Motorsport	1:33.783	175.5



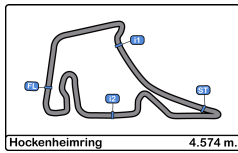


Hockenheimring
Euroformula Open
Free Practice - 1
Event Best Maximum Speed



Nº	Entrant	Nat	Driver	Nat	Cat	Clas	Chassis - Engine	Team	Km/h	Session
7	Double R	GBR	Jack Doohan	AUS	R	1	Dallara F317 HWA	Double R	237.3	Free Practice - 1
20	Fortec Motorsport	GBR	Cameron Das	USA			Dallara F317 HWA	Fortec Motorsport	237.3	Free Practice - 1
21	Fortec Motorsport	GBR	Calan Williams	AUS			Dallara F317 HWA	Fortec Motorsport	234.7	Free Practice - 1
26	Double R	GBR	Linus Lundqvist	SWE	R	2	Dallara F317 HWA	Double R	234.7	Free Practice - 1
51	Teo Martin	ESP	Aldo Festante	ITA			Dallara F317 HWA	Teo Martin	233.7	Free Practice - 1
30	Team Motopark	DEU	Liam Lawson	NZL	R	3	Dallara F317 Spiess	Team Motopark	233.2	Free Practice - 1
14	Team Motopark	DEU	Yuki Tsunoda	JPN	R	4	Dallara F317 Spiess	Team Motopark	231.2	Free Practice - 1
99	Drivex School	ESP	Rui Andrade	AGO	R	5	Dallara F317 Piedrafita	Drivex School	230.7	Free Practice - 1
12	Carlin Motorsport	GBR	Christian Hahn	BRA			Dallara F317 Spiess	Carlin Motorsport	230.7	Free Practice - 1
8	Teo Martin	ESP	Lukas Dunner	AUT			Dallara F317 HWA	Teo Martin	230.7	Free Practice - 1
11	Carlin Motorsport	GBR	Teppey Natori	JPN	R	6	Dallara F317 Spiess	Carlin Motorsport	230.2	Free Practice - 1
18	Team Motopark	DEU	Julian Hanes	DEU			Dallara F317 Spiess	Team Motopark	229.7	Free Practice - 1
77	Teo Martin	ESP	Guilherme Samaia	BRA			Dallara F317 HWA	Teo Martin	229.7	Free Practice - 1
31	Carlin Motorsport	GBR	Billy Monger	GBR	R	7	Dallara F317 Spiess	Carlin Motorsport	229.7	Free Practice - 1
33	Team Motopark	DEU	Marino Sato	JPN			Dallara F317 Spiess	Team Motopark	229.2	Free Practice - 1
63	Carlin Motorsport	GBR	Nicolai Kjaergaard	DNK	R	8	Dallara F317 Spiess	Carlin Motorsport	227.8	Free Practice - 1





Hockenheimring
Euroformula Open
Free Practice - 1
Pit Stop Analysis



7 Jack Doohan R Double R
Dallara F317 HWA

Nr.	In Day Time	In Time	Out Time	Pit Time	T. Pit Time	Handicap	Penalty
1	10:43:24.689	10:43:24.689	10:48:08.839	4:44.150	4:44.150		

8 Lukas Dunner Teo Martin Motorsport
Dallara F317 HWA

Nr.	In Day Time	In Time	Out Time	Pit Time	T. Pit Time	Handicap	Penalty
1	10:32:04.402	10:32:04.402	10:36:05.617	4:01.215	4:01.215		
2	10:45:50.404	10:45:50.404	10:50:31.187	4:40.783	8:41.998		

11 Teppei Natori R Carlin Motorsport
Dallara F317 Spiess

Nr.	In Day Time	In Time	Out Time	Pit Time	T. Pit Time	Handicap	Penalty
1	10:45:21.304	10:45:21.304	10:50:19.954	4:58.650	4:58.650		

12 Christian Hahn Carlin Motorsport
Dallara F317 Spiess

Nr.	In Day Time	In Time	Out Time	Pit Time	T. Pit Time	Handicap	Penalty
1	10:45:15.082	10:45:15.082	10:48:04.232	2:49.150	2:49.150		

14 Yuki Tsunoda R Team Motopark
Dallara F317 Spiess

Nr.	In Day Time	In Time	Out Time	Pit Time	T. Pit Time	Handicap	Penalty
1	10:33:34.308	10:33:34.308	10:36:01.241	2:26.933	2:26.933		

18 Julian Hanses Team Motopark
Dallara F317 Spiess

Nr.	In Day Time	In Time	Out Time	Pit Time	T. Pit Time	Handicap	Penalty
1	10:32:18.145	10:32:18.145	10:35:20.068	3:01.923	3:01.923		
2	10:45:10.321	10:45:10.321	10:49:48.144	4:37.823	7:39.746		

20 Cameron Das Fortec Motorsport
Dallara F317 HWA

Nr.	In Day Time	In Time	Out Time	Pit Time	T. Pit Time	Handicap	Penalty
1	10:45:11.699	10:45:11.699	10:49:42.152	4:30.453	4:30.453		

21 Calan Williams Fortec Motorsport
Dallara F317 HWA

Nr.	In Day Time	In Time	Out Time	Pit Time	T. Pit Time	Handicap	Penalty
1	10:45:45.246	10:45:45.246	10:48:44.927	2:59.681	2:59.681		

26 Linus Lundqvist R Double R
Dallara F317 HWA

Nr.	In Day Time	In Time	Out Time	Pit Time	T. Pit Time	Handicap	Penalty
1	10:41:56.967	10:41:56.967	10:49:15.540	7:18.573	7:18.573		

30 Liam Lawson R Team Motopark
Dallara F317 Spiess

Nr.	In Day Time	In Time	Out Time	Pit Time	T. Pit Time	Handicap	Penalty
1	10:34:39.301	10:34:39.301	10:36:52.663	2:13.362	2:13.362		
2	10:45:35.407	10:45:35.407	10:48:40.127	3:04.720	5:18.082		
3	10:53:39.965	10:53:39.965	10:54:34.957	54.992	6:13.074		

31 Billy Monger R Carlin Motorsport
Dallara F317 Spiess

Nr.	In Day Time	In Time	Out Time	Pit Time	T. Pit Time	Handicap	Penalty
1	10:45:41.327	10:45:41.327	10:49:11.776	3:30.449	3:30.449		

33 Marino Sato Team Motopark
Dallara F317 Spiess

Nr.	In Day Time	In Time	Out Time	Pit Time	T. Pit Time	Handicap	Penalty
1	10:35:21.132	10:35:21.132	10:37:16.598	1:55.466	1:55.466		
2	10:45:38.790	10:45:38.790	10:52:01.751	6:22.961	8:18.427		

51 Aldo Fesante Teo Martin Motorsport
Dallara F317 HWA

Nr.	In Day Time	In Time	Out Time	Pit Time	T. Pit Time	Handicap	Penalty
1	10:32:25.859	10:32:25.859	10:36:17.127	3:51.268	3:51.268		
2	10:46:07.587	10:46:07.587	10:49:17.772	3:10.185	7:01.453		

63 Nicolai Kjaergaard R Carlin Motorsport
Dallara F317 Spiess

Nr.	In Day Time	In Time	Out Time	Pit Time	T. Pit Time	Handicap	Penalty
1	10:35:26.856	10:35:26.856	10:43:15.043	7:48.187	7:48.187		
2	10:45:07.990	10:45:07.990	10:47:54.499	2:46.509	10:34.696		

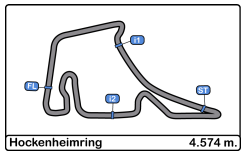
77 Guilherme Samaia Teo Martin Motorsport
Dallara F317 HWA

Nr.	In Day Time	In Time	Out Time	Pit Time	T. Pit Time	Handicap	Penalty
1	10:32:05.746	10:32:05.746	10:36:29.730	4:23.984	4:23.984		
2	10:46:21.246	10:46:21.246	10:48:49.552	2:28.306	6:52.290		

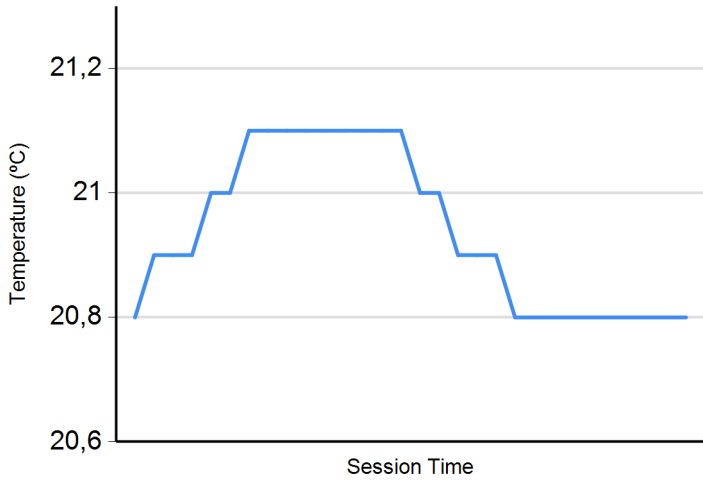
99 Rui Andrade R Drivex School
Dallara F317 Piedrafita

Nr.	In Day Time	In Time	Out Time	Pit Time	T. Pit Time	Handicap	Penalty
1	10:45:43.080	10:45:43.080	10:50:39.331	4:56.251	4:56.251		

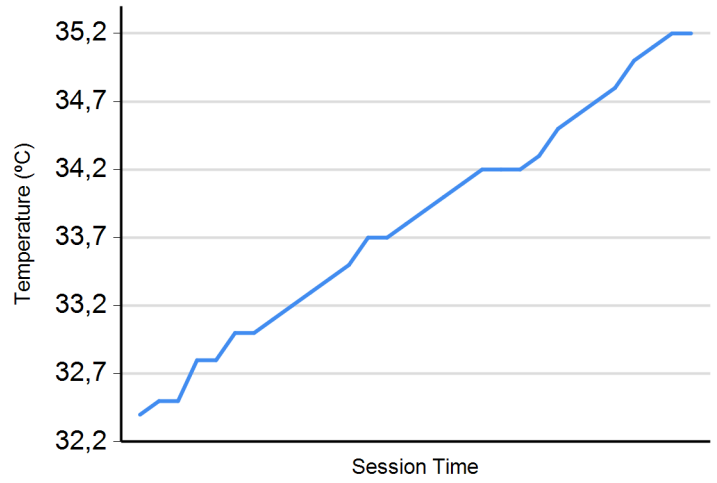




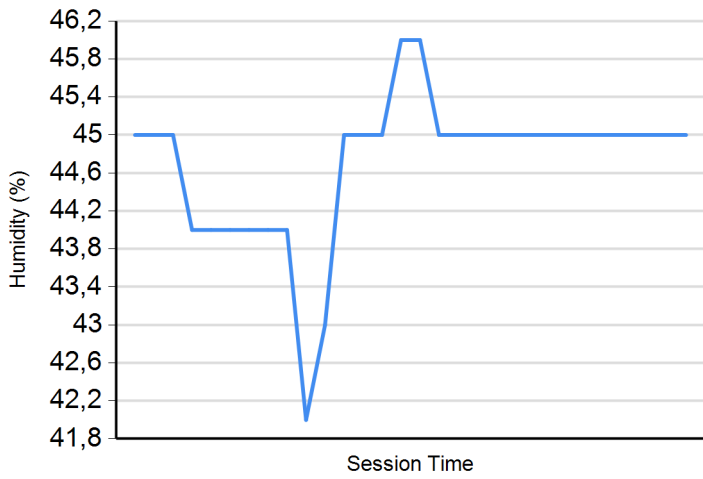
Air Temperature



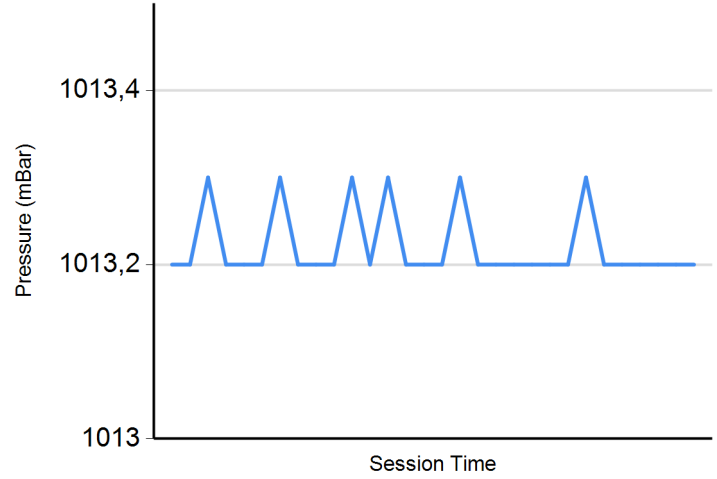
Track Temperature



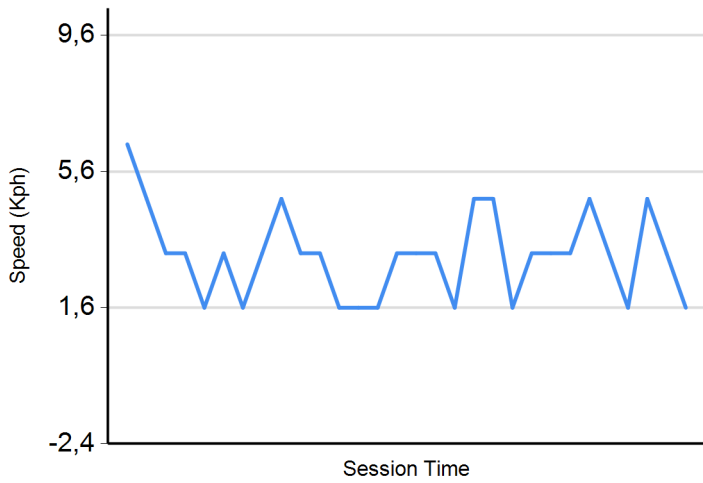
Humidity



Pressure



Wind Speed



Wind direction

North = 0°/360° Est = 90° South = 180° West = 270°

