

Hockenheimring
Euroformula Open
Free Practice - 2
Provisional Results



Clas	Nº	Entrant	Nat	Driver	Nat	Cat	Clas	Chassis - Engine	Team	Laps	Best	Time	Gap	Interval	Km/h
1	26	Double R	GB	Linus Lundqvist	SW	R	1	Dallara F317 HWA	Double R	16	15	1:33.163			176.7
2	7	Double R	GB	Jack Doohan	AU	R	2	Dallara F317 HWA	Double R	17	16	1:33.200	0.037	0.037	176.6
3	51	Teo Martin Motorsport	ESP	Aldo Festante	ITA			Dallara F317 HWA	Teo Martin Motorsport	12	11	1:33.323	0.160	0.123	176.4
4	30	Team Motopark	DE	Liam Lawson	NZL	R	3	Dallara F317 Spiess	Team Motopark	19	18	1:33.506	0.343	0.183	176.0
5	12	Carlin Motorsport	GB	Christian Hahn	BR			Dallara F317 Spiess	Carlin Motorsport	13	7	1:33.727	0.564	0.221	175.6
6	14	Team Motopark	DE	Yuki Tsunoda	JPN	R	4	Dallara F317 Spiess	Team Motopark	17	16	1:33.745	0.582	0.018	175.6
7	8	Teo Martin Motorsport	ESP	Lukas Dunner	AUT			Dallara F317 HWA	Teo Martin Motorsport	17	15	1:33.805	0.642	0.060	175.5
8	18	Team Motopark	DE	Julian Hanes	DE			Dallara F317 Spiess	Team Motopark	20	13	1:33.851	0.688	0.046	175.4
9	20	Fortec Motorsport	GB	Cameron Das	US			Dallara F317 HWA	Fortec Motorsport	16	5	1:33.870	0.707	0.019	175.4
10	77	Teo Martin Motorsport	ESP	Guilherme Samaia	BR			Dallara F317 HWA	Teo Martin Motorsport	16	14	1:33.875	0.712	0.005	175.4
11	31	Carlin Motorsport	GB	Billy Monger	GB	R	5	Dallara F317 Spiess	Carlin Motorsport	17	12	1:34.101	0.938	0.226	174.9
12	63	Carlin Motorsport	GB	Nicolai Kjaergaard	DN	R	6	Dallara F317 Spiess	Carlin Motorsport	15	12	1:34.166	1.003	0.065	174.8
13	33	Team Motopark	DE	Marino Sato	JPN			Dallara F317 Spiess	Team Motopark	17	16	1:34.167	1.004	0.001	174.8
14	11	Carlin Motorsport	GB	Teppei Natori	JPN	R	7	Dallara F317 Spiess	Carlin Motorsport	16	14	1:34.653	1.490	0.486	173.9
15	21	Fortec Motorsport	GB	Calan Williams	AU			Dallara F317 HWA	Fortec Motorsport	17	14	1:34.880	1.717	0.227	173.5
16	99	Drivex School	ESP	Rui Andrade	AG	R	8	Dallara F317 Piedrafita	Drivex School	17	12	1:36.909	3.746	2.029	169.9

CAR 12 TIME 1:52.882 DELETED TRACK LIMITS AT T 6

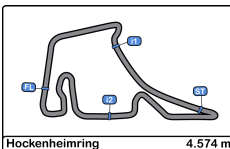
CAR 77 TIME 1:34.407 AND 1:35:309 DELETED TRACK LIMITS AT T1

Published at:.....

Track Temp: 42.2 °C Air Temp: 23.8 °C Humidity: 38 % Track Status: DRY

Stewards:	Race Director:	Timekeeper: 
-----------	----------------	--





Hockenheimring
Euroformula Open
Free Practice - 2
Provisional Results by Class



Clas	Nº	Entrant	Nat	Driver	Nat	Cat	Clas	Chassis - Engine	Team	Laps	Best	Time	Gap	Interval	Km/h
1	51	Teo Martin	ESP	Aldo Festante	ITA			Dallara F317 HWA	Teo Martin	12	11	1:33.323			176.4
2	12	Carlin Motorsport	GBR	Christian Hahn	BRA			Dallara F317 Spiess	Carlin Motorsport	13	7	1:33.727	0.404	0.404	175.6
3	8	Teo Martin	ESP	Lukas Dunner	AUT			Dallara F317 HWA	Teo Martin	17	15	1:33.805	0.482	0.078	175.5
4	18	Team Motopark	DEU	Julian Hanses	DEU			Dallara F317 Spiess	Team Motopark	20	13	1:33.851	0.528	0.046	175.4
5	20	Fortec Motorsport	GBR	Cameron Das	USA			Dallara F317 HWA	Fortec Motorsport	16	5	1:33.870	0.547	0.019	175.4
6	77	Teo Martin	ESP	Guilherme Samaia	BRA			Dallara F317 HWA	Teo Martin	16	14	1:33.875	0.552	0.005	175.4
7	33	Team Motopark	DEU	Marino Sato	JPN			Dallara F317 Spiess	Team Motopark	17	16	1:34.167	0.844	0.292	174.8
8	21	Fortec Motorsport	GBR	Calan Williams	AUS			Dallara F317 HWA	Fortec Motorsport	17	14	1:34.880	1.557	0.713	173.5

Rookie

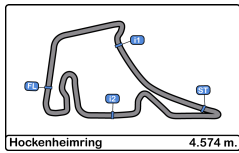
1	26	Double R	GBR	Linus Lundqvist	SWE	R	1	Dallara F317 HWA	Double R	16	15	1:33.163			176.7
2	7	Double R	GBR	Jack Doohan	AUS	R	2	Dallara F317 HWA	Double R	17	16	1:33.200	0.037	0.037	176.6
3	30	Team Motopark	DEU	Liam Lawson	NZL	R	3	Dallara F317 Spiess	Team Motopark	19	18	1:33.506	0.343	0.306	176.0
4	14	Team Motopark	DEU	Yuki Tsunoda	JPN	R	4	Dallara F317 Spiess	Team Motopark	17	16	1:33.745	0.582	0.239	175.6
5	31	Carlin Motorsport	GBR	Billy Monger	GBR	R	5	Dallara F317 Spiess	Carlin Motorsport	17	12	1:34.101	0.938	0.356	174.9
6	63	Carlin Motorsport	GBR	Nicolai Kjaergaard	DNK	R	6	Dallara F317 Spiess	Carlin Motorsport	15	12	1:34.166	1.003	0.065	174.8
7	11	Carlin Motorsport	GBR	Teppei Natori	JPN	R	7	Dallara F317 Spiess	Carlin Motorsport	16	14	1:34.653	1.490	0.487	173.9
8	99	Drivex School	ESP	Rui Andrade	AGO	R	8	Dallara F317 Piedrafita	Drivex School	17	12	1:36.909	3.746	2.256	169.9

Published at:.....

Track Temp: 42.2 °C Air Temp: 23.8 °C Humidity: 38 % Track Status: DRY

Stewards:	Race Director:	Timekeeper: 
------------------	-----------------------	---





Hockenheimring
Euroformula Open
Free Practice - 2
Lap Analysis



7 Jack Doohan R Dallara F317 HWA **11** Teppei Natori R Dallara F317 Spiess
Double R Carlin Motorsport

Lap	D	Time	Sector 1	Sector 2	Sector 3	T. Spd	Elapsed	Lap	D	Time	Sector 1	Sector 2	Sector 3	T. Spd	Elapsed
1		14:52:21.479	14:50:52.391	54.514	34.574	197.8	14:52:21.479	1		14:51:56.757	14:50:38.615	48.650	29.492	226.8	14:51:56.757
2		1:42.229	22.701	47.336	32.192	234.7	14:54:03.708	2		1:36.153	21.104	46.187	28.862	229.7	14:53:32.910
3		1:37.209	21.728	46.540	28.941	236.3	14:55:40.917	3		1:42.916	20.849	53.287	28.780	231.7	14:55:15.826
4		1:34.659	20.518	45.501	28.640	236.8	14:57:15.576	4		1:34.924	20.649	45.672	28.603	231.7	14:56:50.750
5		1:52.802	23.857	55.079	33.866	187.1	14:59:08.378	5		1:50.071	21.852	58.396	29.823	220.4	14:58:40.821
6		1:36.598	21.514	46.441	28.643	232.2	15:00:44.976	6		1:39.544	20.547	45.508	33.489	232.7	15:00:20.365
7		1:34.007	20.339	45.528	28.140	235.8	15:02:18.983	7		1:42.401	24.192	47.625	30.584	233.7	15:02:02.766
8		1:33.962	20.411	45.288	28.263	236.8	15:03:52.945	8		1:34.784	20.592	45.590	28.602	234.7	15:03:37.550
9		1:41.613	20.715	49.413	31.485	236.8	15:05:34.558	9		1:41.867 P	20.363	45.523	35.981	232.7	15:05:19.417
10		1:33.919	20.364	45.372	28.183	235.2	15:07:08.477	10		7:20.312	6:03.698	47.435	29.179	231.7	15:12:39.729
11		1:33.759	20.246	45.339	28.174	236.8	15:08:42.236	11		1:34.690	20.527	45.618	28.545	234.7	15:14:14.419
12		1:51.450 P	21.060	51.470	38.920	199.2	15:10:33.686	12		1:37.482	21.096	46.573	29.813	235.2	15:15:51.901
13		4:24.623	3:03.259	50.700	30.664	194.9	15:14:58.309	13		1:35.175	20.743	45.649	28.783	234.2	15:17:27.076
14		1:35.214	21.031	45.802	28.381	234.2	15:16:33.523	14		1:34.653	20.460	45.705	28.488	234.7	15:19:01.729
15		1:33.253	20.179	45.253	27.821	234.7	15:18:06.776	15		1:37.454	20.388	46.779	30.287	234.7	15:20:39.183
16		1:33.200	20.029	45.012	28.159	237.3	15:19:39.976	16		1:47.173 P	21.575	47.632	37.966	231.7	15:22:26.356
17		1:42.008 P	20.475	45.222	36.311	236.8	15:21:21.984								

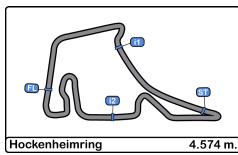
8 Lukas Dunner R Dallara F317 HWA **12** Christian Hahn R Dallara F317 Spiess
Teo Martin Motorsport Carlin Motorsport

Lap	D	Time	Sector 1	Sector 2	Sector 3	T. Spd	Elapsed	Lap	D	Time	Sector 1	Sector 2	Sector 3	T. Spd	Elapsed
1		14:52:06.064	14:50:40.211	49.666	36.187	216.8	14:52:06.064	1		14:52:07.771	14:50:36.273	56.919	34.579	185.2	14:52:07.771
2		2:00.434	22.984	1:05.906	31.544	156.7	14:54:06.498	2		1:52.882	24.010	55.907	32.965	214.2	14:54:00.653
3		1:35.124	20.691	46.027	28.406	232.7	14:55:41.622	3		1:51.271	25.023	52.630	33.618	191.8	14:55:51.924
4		1:41.628	23.911	49.548	28.169	195.2	14:57:23.250	4		1:52.592	24.606	55.983	32.003	160.0	14:57:44.516
5		1:34.752	20.768	45.881	28.103	230.7	14:58:58.002	5		1:38.509	21.859	47.082	29.568	232.2	14:59:23.025
6		1:34.085	20.389	45.587	28.109	231.7	15:00:32.087	6		1:34.447	20.603	45.709	28.135	229.7	15:00:57.472
7		1:34.179	20.424	45.733	28.022	232.2	15:02:06.266	7		1:33.727	20.211	45.654	27.862	233.7	15:02:31.199
8		1:40.906 P	20.883	45.436	34.587	235.2	15:03:47.172	8		1:46.448	24.762	50.803	30.883	213.8	15:04:17.647
9		5:49.869	4:33.171	45.968	30.730	229.2	15:09:37.041	9		1:38.565	20.215	48.065	30.285	233.7	15:05:56.212
10		1:34.151	20.274	45.613	28.264	231.2	15:11:11.192	10		1:44.757 P	20.187	46.524	38.046	231.2	15:07:40.969
11		1:36.872	20.397	45.457	31.018	235.2	15:12:48.064	11		4:23.673	3:05.913	47.845	29.915	230.7	15:12:04.642
12		1:34.307	20.258	45.675	28.374	234.7	15:14:22.371	12		1:35.840	20.259	46.449	29.132	234.7	15:13:40.482
13		1:44.785	22.121	51.269	31.395	219.9	15:16:07.156	13		2:12.447 P	37.994	54.900	39.553	177.6	15:15:52.929
14		1:34.285	20.406	45.725	28.154	232.2	15:17:41.441								
15		1:33.805	20.243	45.544	28.018	232.7	15:19:15.246								
16		1:33.961	20.291	45.703	27.967	233.2	15:20:49.207								
17		1:44.106 P	20.279	45.825	38.002	232.7	15:22:33.313								

14 Yuki Tsunoda R Dallara F317 Spiess
Team Motopark

Lap	D	Time	Sector 1	Sector 2	Sector 3	T. Spd	Elapsed
1		14:53:00.424	14:51:38.378	50.749	31.297	210.5	14:53:00.424
2		1:39.145	23.081	46.793	29.271	221.7	14:54:39.569
3		1:35.586	21.099	45.875	28.612	232.2	14:56:15.155
4		1:40.970	20.506	48.905	31.559	219.0	14:57:56.125
5		1:34.524	20.383	45.709	28.432	232.7	14:59:30.649
6		1:34.312	20.355	45.553	28.404	233.7	15:01:04.961
7		1:34.260	20.418	45.555	28.287	234.7	15:02:39.221
8		1:33.900	20.233	45.449	28.218	235.8	15:04:13.121
9		1:33.957	20.179	45.513	28.265	234.7	15:05:47.078
10		1:44.668 P	22.804	46.698	35.166	231.2	15:07:31.746
11		5:00.042	3:44.125	46.822	29.095	231.2	15:12:31.788
12		1:36.100	20.716	46.135	29.249	234.2	15:14:07.888
13		1:42.150	24.315	46.737	31.098	235.2	15:15:50.038
14		1:34.007	20.270	45.553	28.184	234.2	15:17:24.045
15		1:33.756	20.123	45.476	28.157	235.8	15:18:57.801
16		1:33.745	20.162	45.508	28.075	234.7	15:20:31.546
17		1:48.067 P	22.290	46.121	39.656	233.7	15:22:19.613





Hockenheimring
Euroformula Open
Free Practice - 2
Lap Analysis



18

Julian Hanses

Dallara F317 Spiess

21

Calan Williams

Dallara F317 HWA

Team Motopark

Fortec Motorsport

Lap	D	Time	Sector 1	Sector 2	Sector 3	T. Spd	Elapsed	Lap	D	Time	Sector 1	Sector 2	Sector 3	T. Spd	Elapsed
1		14:52:14.880 P	14:50:47.869	49.357	37.654	208.4	14:52:14.880	1		14:52:22.930	14:51:00.501	51.712	30.717	184.9	14:52:22.930
2		2:04.393	48.953	46.403	29.037	231.2	14:54:19.273	2		1:39.279	22.348	46.826	30.105	232.7	14:54:02.209
3		1:35.550	21.082	45.964	28.504	231.7	14:55:54.823	3		1:36.994	21.751	45.985	29.258	231.7	14:55:39.203
4		1:34.623	20.485	45.839	28.299	231.7	14:57:29.446	4		1:35.779	21.007	45.793	28.979	232.7	14:57:14.982
5		1:34.255	20.308	45.659	28.288	232.2	14:59:03.701	5		1:35.651	20.898	45.892	28.861	235.2	14:58:50.633
6		1:34.011	20.297	45.516	28.198	232.2	15:00:37.712	6		1:35.005	20.720	45.548	28.737	232.2	15:00:25.638
7		1:34.079	20.358	45.503	28.218	234.2	15:02:11.791	7		1:35.682	21.206	45.640	28.836	234.7	15:02:01.320
8		1:34.586	20.285	45.541	28.760	235.2	15:03:46.377	8		1:42.998	20.892	45.520	36.586	232.2	15:03:44.318
9		1:33.998	20.460	45.413	28.125	236.3	15:05:20.375	9		1:46.077 P	23.655	47.061	35.361	235.2	15:05:30.395
10		1:34.068	20.265	45.561	28.242	233.7	15:06:54.443	10		6:04.051	4:44.076	50.330	29.645	200.0	15:11:34.446
11		1:34.085	20.244	45.564	28.277	234.2	15:08:28.528	11		1:41.035	21.157	50.232	29.646	234.7	15:13:15.481
12		1:34.350	20.375	45.769	28.206	233.7	15:10:02.878	12		1:36.432	20.818	46.603	29.011	234.7	15:14:51.913
13		1:33.851	20.148	45.483	28.220	236.8	15:11:36.729	13		1:35.251	20.762	45.658	28.831	233.2	15:16:27.164
14		1:34.298	20.414	45.650	28.234	235.2	15:13:11.027	14		1:34.880	20.698	45.599	28.583	234.2	15:18:02.044
15		1:34.375	20.332	45.791	28.252	235.2	15:14:45.402	15		1:35.050	20.632	45.719	28.699	234.2	15:19:37.094
16		1:34.836	20.536	45.734	28.566	234.2	15:16:20.238	16		1:35.352	20.683	45.697	28.972	234.7	15:21:12.446
17		1:34.099	20.502	45.477	28.120	235.8	15:17:54.337	17		1:48.192 P	22.350	46.540	39.302	233.2	15:23:00.638
18		1:34.124	20.233	45.650	28.241	234.7	15:19:28.461	26							
19		1:34.188	20.322	45.680	28.186	235.8	15:21:02.649								
20		1:43.385 P	20.505	45.752	37.128	234.2	15:22:46.034								

20

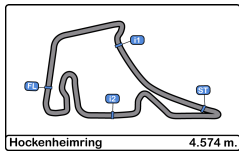
Cameron Das

Dallara F317 HWA

Fortec Motorsport

Lap	D	Time	Sector 1	Sector 2	Sector 3	T. Spd	Elapsed	Lap	D	Time	Sector 1	Sector 2	Sector 3	T. Spd	Elapsed
1		14:52:19.045	14:50:58.502	50.095	30.448	210.9	14:52:19.045	1		14:52:10.945	14:50:44.834	54.449	31.662	173.6	14:52:10.945
2		1:37.387	21.422	46.814	29.151	231.2	14:53:56.432	2		1:44.558	22.757	50.496	31.305	209.3	14:53:55.503
3		1:34.782	20.644	45.684	28.454	231.7	14:55:31.214	3		1:40.796	22.834	48.420	29.542	206.1	14:55:36.299
4		1:34.208	20.369	45.551	28.288	231.7	14:57:05.422	4		1:37.684	21.409	47.084	29.191	233.2	14:57:13.983
5		1:33.870	20.268	45.410	28.192	232.7	14:58:39.292	5		1:37.650	20.934	46.447	30.269	233.2	14:58:51.633
6		1:43.347	20.349	45.360	37.638	232.2	15:00:22.639	6		1:42.974	22.169	50.235	30.570	188.8	15:00:34.607
7		1:42.234	21.039	51.120	30.075	232.7	15:02:04.873	7		1:35.342	20.754	45.920	28.668	234.2	15:02:09.949
8		1:34.665	20.646	45.496	28.523	233.7	15:03:39.538	8		1:34.958	20.636	45.794	28.528	235.2	15:03:44.907
9		1:34.044	20.318	45.293	28.433	233.7	15:05:13.582	9		1:53.030 P	21.479	50.339	41.212	193.5	15:05:37.937
10		1:34.501	20.425	45.487	28.589	233.2	15:06:48.083	10		6:58.534	5:41.261	47.757	29.516	230.2	15:12:36.471
11		1:34.426	20.490	45.471	28.465	234.7	15:08:22.509	11		1:33.876	20.176	45.634	28.066	234.2	15:14:10.347
12		1:34.337	20.327	45.414	28.596	234.7	15:09:56.846	12		1:33.731	20.222	45.564	27.945	235.2	15:15:44.078
13		1:34.668	20.501	45.582	28.585	237.3	15:11:31.514	13		1:33.547	20.168	45.520	27.859	234.7	15:17:17.625
14		1:34.534	20.282	45.849	28.403	237.8	15:13:06.048	14		1:33.360	20.143	45.407	27.810	235.2	15:18:50.985
15		1:37.341	20.694	45.440	31.207	236.8	15:14:43.389	15		1:33.163	20.072	45.356	27.735	234.7	15:20:24.148
16		1:44.044 P	23.541	45.741	34.762	235.8	15:16:27.433	16		1:44.464 P	20.554	45.679	38.231	234.7	15:22:08.612





Hockenheimring
Euroformula Open
Free Practice - 2
Lap Analysis



30

Liam Lawson

R

Dallara F317 Spiess

33

Marino Sato

Dallara F317 Spiess

Team Motopark

Team Motopark

Lap	D	Time	Sector 1	Sector 2	Sector 3	T. Spd	Elapsed	Lap	D	Time	Sector 1	Sector 2	Sector 3	T. Spd	Elapsed			
1		14:52:32.326 P	14:50:53.585	50.840	47.901	189.4	14:52:32.326	1		14:52:40.404 P	14:50:55.896	50.749	53.759	204.5	14:52:40.404			
2		2:09.560	52.371	46.138	31.051	233.7	14:54:41.886	2		2:21.083	1:05.270	46.877	28.936	229.2	14:55:01.487			
3		1:34.977	20.752	45.734	28.491	234.2	14:56:16.863	3		1:35.664	20.647	46.267	28.750	230.2	14:56:37.151			
4		1:34.366	20.449	45.722	28.195	232.7	14:57:51.229	4		1:35.302	20.593	46.130	28.579	230.2	14:58:12.453			
5		1:33.881	20.353	45.505	28.023	234.7	14:59:25.110	5		1:34.594	20.327	45.757	28.510	231.2	14:59:47.047			
6		1:33.782	20.228	45.488	28.066	236.3	15:00:58.892	6		2:03.077 P	21.200	1:01.119	40.758	176.1	15:01:50.124			
7		1:34.044	20.504	45.471	28.069	236.8	15:02:32.936	7		4:56.214	3:40.117	47.250	28.847	227.3	15:06:46.338			
8		1:35.180	20.366	45.963	28.851	236.3	15:04:08.116	8		1:35.022	20.363	46.175	28.484	230.7	15:08:21.360			
9		1:45.782 P	20.348	45.553	39.881	234.2	15:05:53.898	9		1:34.589	20.242	45.980	28.367	232.2	15:09:55.949			
10		2:19.891	1:05.795	45.878	28.218	233.7	15:08:13.789	10		1:34.444	20.153	45.890	28.401	235.2	15:11:30.393			
11		1:33.765	20.211	45.577	27.977	235.8	15:09:47.554	11		1:34.550	20.322	45.847	28.381	234.2	15:13:04.943			
12		1:33.722	20.177	45.531	28.014	235.8	15:11:21.276	12		1:34.597	20.385	45.812	28.400	234.7	15:14:39.540			
13		1:33.508	20.223	45.480	27.805	236.3	15:12:54.784	13		1:34.678	20.315	46.050	28.313	233.7	15:16:14.218			
14		1:33.638	20.177	45.523	27.938	236.8	15:14:28.422	14		1:34.397	20.231	45.857	28.309	234.2	15:17:48.615			
15		1:34.326	20.349	45.579	28.398	236.3	15:16:02.748	15		1:34.342	20.344	45.776	28.222	236.8	15:19:22.957			
16		1:34.048	20.276	45.663	28.109	235.2	15:17:36.796	16		1:34.167	20.296	45.733	28.138	233.7	15:20:57.124			
17		1:33.757	20.364	45.515	27.878	236.3	15:19:10.553	17		1:46.613 P	21.267	46.343	39.003	232.7	15:22:43.737			
18		1:33.506	20.123	45.499	27.884	236.8	15:20:44.059	51 Aldo Festante							Dallara F317 HWA			
19		1:42.926 P	20.901	45.802	36.223	235.8	15:22:26.985								Teo Martin Motorsport			

31

Billy Monger

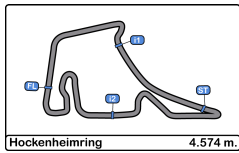
R

Dallara F317 Spiess

Carlin Motorsport

Lap	D	Time	Sector 1	Sector 2	Sector 3	T. Spd	Elapsed	Lap	D	Time	Sector 1	Sector 2	Sector 3	T. Spd	Elapsed				
1		14:52:04.866	14:50:39.348	52.956	32.562	213.8	14:52:04.866	1		14:52:02.774	14:50:41.364	50.321	31.089	226.4	14:52:02.774				
2		1:37.262	21.446	46.567	29.249	232.7	14:53:42.128	2		1:35.959	21.245	46.003	28.711	230.7	14:53:38.733				
3		1:36.040	20.726	46.404	28.910	233.2	14:55:18.168	3		1:34.904	20.597	45.902	28.405	232.7	14:55:13.637				
4		1:35.162	20.648	45.879	28.635	233.7	14:56:53.330	4		1:34.478	20.361	45.646	28.471	232.7	14:56:48.115				
5		1:34.744	20.497	45.783	28.464	232.2	14:58:28.074	5		1:43.587	20.395	45.921	37.271	232.2	14:58:31.702				
6		1:34.556	20.356	45.668	28.532	233.7	15:00:02.630	6		1:34.008	20.386	45.483	28.139	232.7	15:00:05.710				
7		1:41.021	21.929	48.701	30.391	232.7	15:01:43.651	7		1:45.651 P	20.472	45.712	39.467	234.7	15:01:51.361				
8		1:34.471	20.436	45.780	28.255	233.7	15:03:18.122	8		5:06.097	3:47.008	49.618	29.471	187.5	15:06:57.458				
9		1:34.174	20.365	45.608	28.201	233.7	15:04:52.296	9		1:34.226	20.381	45.621	28.224	231.7	15:08:31.684				
10		1:40.179 P	20.376	45.699	34.104	232.2	15:06:32.475	10		1:33.562	20.160	45.236	28.166	232.7	15:10:05.246				
11		4:53.041	3:37.159	46.028	29.854	233.7	15:11:25.516	11		1:33.323	20.291	45.129	27.903	235.2	15:11:38.569				
12		1:34.101	20.327	45.624	28.150	234.7	15:12:59.617	12		1:46.690 P	20.103	45.303	41.284	236.3	15:13:25.259				
13		1:38.293	20.280	47.867	30.146	235.2	15:14:37.910	63 Nicolai Kjaergaard							R	Dallara F317 Spiess			
14		1:41.860	20.322	49.367	32.171	207.6	15:16:19.770								Carlin Motorsport				
15		1:37.154	20.331	47.013	29.810	234.2	15:17:56.924	1		14:51:59.177	14:50:37.481	51.327	30.369	203.0	14:51:59.177				
16		1:36.049	20.275	45.851	29.923	234.2	15:19:32.973	2		1:36.057	20.937	46.087	29.033	233.2	14:53:35.234				
17		1:46.256 P	20.344	45.994	39.918	235.8	15:21:19.229	3		1:35.458	20.667	46.077	28.714	235.2	14:55:10.692				
								4		1:34.814	20.422	45.965	28.427	232.7	14:56:45.506				
								5		1:35.764	20.215	45.858	29.691	232.2	14:58:21.270				
								6		1:38.703	23.163	46.369	29.171	232.2	14:59:59.973				
								7		1:34.408	20.326	45.734	28.348	233.7	15:01:34.381				
								8		1:43.995 P	21.096	46.016	36.883	233.2	15:03:18.376				
								9		10:06.885	8:49.557	48.165	29.163	208.4	15:13:25.261				
								10		1:37.530	20.393	46.167	30.970	233.2	15:15:02.791				
								11		1:34.676	20.444	45.779	28.453	233.7	15:16:37.467				
								12		1:34.166	20.180	45.704	28.282	234.2	15:18:11.633				
								13		1:37.225	20.107	47.811	29.307	234.7	15:19:48.858				
								14		1:34.389	20.346	45.785	28.258	233.7	15:21:23.247				
								15		1:44.972 P	20.780	46.338	37.854	233.2	15:23:08.219				





Hockenheimring
Euroformula Open
Free Practice - 2
Lap Analysis



77

Guilherme Samaia

Dallara F317 HWA

Teo Martin Motorsport

Lap	D	Time	Sector 1	Sector 2	Sector 3	T. Spd	Elapsed
1		14:52:14.374	14:50:53.016	49.266	32.092	206.8	14:52:14.374
2		1:43.609	21.740	49.777	32.092	229.2	14:53:57.983
3		1:36.107	21.022	46.169	28.916	231.7	14:55:34.090
4		1:35.309	20.684	46.000	28.625	229.7	14:57:09.399
5		1:34.918	20.594	45.859	28.465	230.2	14:58:44.317
6		1:34.861	20.396	45.885	28.580	230.7	15:00:19.178
7		1:43.373 P	20.536	45.912	36.925	230.7	15:02:02.551
8		7:49.778	6:29.304	50.187	30.287	172.8	15:09:52.329
9		1:41.317	20.847	47.247	33.223	230.2	15:11:33.646
10		1:34.563	20.434	45.972	28.157	232.2	15:13:08.209
11		1:34.407	20.265	45.728	28.414	234.2	15:14:42.616
12		1:34.431	20.302	45.915	28.214	232.7	15:16:17.047
13		1:34.150	20.297	45.754	28.099	232.2	15:17:51.197
14		1:33.875	20.132	45.775	27.968	232.7	15:19:25.072
15		1:37.661	20.261	45.803	31.597	232.7	15:21:02.733
16		1:47.358 P	22.988	46.803	37.567	231.7	15:22:50.091

99

Rui Andrade

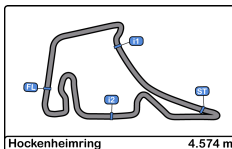
R

Dallara F317
Piedrafita

Drivex School

Lap	D	Time	Sector 1	Sector 2	Sector 3	T. Spd	Elapsed
1		14:52:36.388	14:51:11.090	51.994	33.304	196.7	14:52:36.388
2		1:41.474	23.112	47.125	31.237	229.7	14:54:17.862
3		1:40.824	22.096	48.087	30.641	218.1	14:55:58.686
4		1:38.687	21.716	46.648	30.323	228.3	14:57:37.373
5		1:38.052	21.636	46.472	29.944	228.8	14:59:15.425
6		1:37.312	21.289	46.251	29.772	230.2	15:00:52.737
7		1:36.955	21.317	46.164	29.474	230.7	15:02:29.692
8		1:47.245 P	21.426	46.264	39.555	228.3	15:04:16.937
9		3:37.317	2:16.310	49.873	31.134	201.4	15:07:54.254
10		1:37.783	21.726	46.389	29.668	227.3	15:09:32.037
11		1:36.957	21.207	46.237	29.513	229.7	15:11:08.994
12		1:36.909	21.351	46.206	29.352	230.7	15:12:45.903
13		1:48.945 P	21.235	48.386	39.324	200.3	15:14:34.848
14		3:12.234	1:55.765	46.729	29.740	228.8	15:17:47.082
15		1:44.551	21.168	53.759	29.624	230.2	15:19:31.633
16		2:00.263	20.989	46.103	53.171	231.7	15:21:31.896
17		1:51.168 P	24.249	47.810	39.109	228.8	15:23:23.064



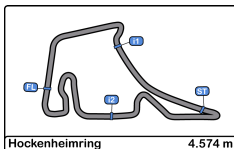


Hockenheimring
Euroformula Open
Free Practice - 2
Best Sectors Results



Sector - 1				Sector - 2				Sector - 3				Ideal Lap vs Best Lap				
Clas	Nº	Driver	Time	Nº	Driver	Time	Nº	Driver	Time	Clas	Nº	Driver	Ideal Lap	Best Lap	Clas	
1	7	Jack Doohan	20.029	7	Jack Doohan	45.012	26	Linus Lundqvist	27.735	1	7	Jack Doohan	1:32.862	1:33.200	2	
2	26	Linus Lundqvist	20.072	51	Aldo Festante	45.129	30	Liam Lawson	27.805	2	51	Aldo Festante	1:33.135	1:33.323	3	
3	51	Aldo Festante	20.103	20	Cameron Das	45.293	7	Jack Doohan	27.821	3	26	Linus Lundqvist	1:33.163	1:33.163	1	
4	63	Nicolai Kjaergaard	20.107	26	Linus Lundqvist	45.356	12	Christian Hahn	27.862	4	30	Liam Lawson	1:33.399	1:33.506	4	
5	30	Liam Lawson	20.123	18	Julian Hanses	45.413	51	Aldo Festante	27.903	5	8	Lukas Dunner	1:33.646	1:33.805	7	
6	14	Yuki Tsunoda	20.123	8	Lukas Dunner	45.436	8	Lukas Dunner	27.967	6	14	Yuki Tsunoda	1:33.647	1:33.745	6	
7	77	Guilherme Samaia	20.132	14	Yuki Tsunoda	45.449	77	Guilherme Samaia	27.968	7	18	Julian Hanses	1:33.681	1:33.851	8	
8	18	Julian Hanses	20.148	30	Liam Lawson	45.471	14	Yuki Tsunoda	28.075	8	12	Christian Hahn	1:33.703	1:33.727	5	
9	33	Marino Sato	20.153	11	Teppei Natori	45.508	18	Julian Hanses	28.120	9	20	Cameron Das	1:33.753	1:33.870	9	
10	12	Christian Hahn	20.187	21	Calan Williams	45.520	33	Marino Sato	28.138	10	77	Guilherme Samaia	1:33.828	1:33.875	10	
11	8	Lukas Dunner	20.243	31	Billy Monger	45.608	31	Billy Monger	28.150	11	33	Marino Sato	1:34.024	1:34.167	13	
12	20	Cameron Das	20.268	12	Christian Hahn	45.654	20	Cameron Das	28.192	12	31	Billy Monger	1:34.033	1:34.101	11	
13	31	Billy Monger	20.275	63	Nicolai Kjaergaard	45.704	63	Nicolai Kjaergaard	28.258	13	63	Nicolai Kjaergaard	1:34.069	1:34.166	12	
14	11	Teppei Natori	20.363	77	Guilherme Samaia	45.728	11	Teppei Natori	28.488	14	11	Teppei Natori	1:34.359	1:34.653	14	
15	21	Calan Williams	20.632	33	Marino Sato	45.733	21	Calan Williams	28.583	15	21	Calan Williams	1:34.735	1:34.880	15	
16	99	Rui Andrade	20.989	99	Rui Andrade	46.103	99	Rui Andrade	29.352	16	99	Rui Andrade	1:36.444	1:36.909	16	



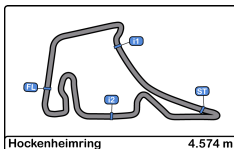


Hockenheimring
Euroformula Open
Free Practice - 2
Best 5 Lap Times



Cls	Nº	Entrant	Nat	Driver	Nat	Cat	Cls	Chassis - Engine	Team	Best 1		Best 2		Best 3		Best 4		Best 5	
										Time	Lap	Time	Lap	Time	Lap	Time	Lap	Time	Lap
1	26	Double R	GBR	Linus Lundqvist	SWE	R	1	Dallara F317 HWA	Double R	1:33.163	15	1:33.360	14	1:33.547	13	1:33.731	12	1:33.876	11
2	7	Double R	GBR	Jack Doohan	AUS	R	2	Dallara F317 HWA	Double R	1:33.200	16	1:33.253	15	1:33.759	11	1:33.919	10	1:33.962	8
3	51	Teo Martin Motorsport	ESP	Aldo Festante	ITA			Dallara F317 HWA	Teo Martin Motorsport	1:33.323	11	1:33.562	10	1:34.008	6	1:34.226	9	1:34.478	4
4	30	Team Motopark	DEU	Liam Lawson	NZL	R	3	Dallara F317 Spiess	Team Motopark	1:33.506	18	1:33.508	13	1:33.638	14	1:33.722	12	1:33.757	17
5	12	Carlin Motorsport	GBR	Christian Hahn	BRA			Dallara F317 Spiess	Carlin Motorsport	1:33.727	7	1:34.447	6	1:35.840	12	1:38.509	5	1:38.565	9
6	14	Team Motopark	DEU	Yuki Tsunoda	JPN	R	4	Dallara F317 Spiess	Team Motopark	1:33.745	16	1:33.756	15	1:33.900	8	1:33.957	9	1:34.007	14
7	8	Teo Martin Motorsport	ESP	Lukas Dunner	AUT			Dallara F317 HWA	Teo Martin Motorsport	1:33.805	15	1:33.961	16	1:34.085	6	1:34.151	10	1:34.179	7
8	18	Team Motopark	DEU	Julian Hanses	DEU			Dallara F317 Spiess	Team Motopark	1:33.851	13	1:33.998	9	1:34.011	6	1:34.068	10	1:34.079	7
9	20	Fortec Motorsport	GBR	Cameron Das	USA			Dallara F317 HWA	Fortec Motorsport	1:33.870	5	1:34.044	9	1:34.208	4	1:34.337	12	1:34.426	11
10	77	Teo Martin Motorsport	ESP	Guilherme Samaia	BRA			Dallara F317 HWA	Teo Martin Motorsport	1:33.875	14	1:34.150	13	1:34.431	12	1:34.563	10	1:34.861	6
11	31	Carlin Motorsport	GBR	Billy Monger	GBR	R	5	Dallara F317 Spiess	Carlin Motorsport	1:34.101	12	1:34.174	9	1:34.471	8	1:34.556	6	1:34.744	5
12	63	Carlin Motorsport	GBR	Nicolai Kjaergaard	DNK	R	6	Dallara F317 Spiess	Carlin Motorsport	1:34.166	12	1:34.389	14	1:34.408	7	1:34.676	11	1:34.814	4
13	33	Team Motopark	DEU	Marino Sato	JPN			Dallara F317 Spiess	Team Motopark	1:34.167	16	1:34.342	15	1:34.397	14	1:34.444	10	1:34.550	11
14	11	Carlin Motorsport	GBR	Teppei Natori	JPN	R	7	Dallara F317 Spiess	Carlin Motorsport	1:34.653	14	1:34.690	11	1:34.784	8	1:34.924	4	1:35.175	13
15	21	Fortec Motorsport	GBR	Calan Williams	AUS			Dallara F317 HWA	Fortec Motorsport	1:34.880	14	1:35.005	6	1:35.050	15	1:35.251	13	1:35.352	16
16	99	Drivex School	ESP	Rui Andrade	AGO	R	8	Dallara F317 Piedrafita	Drivex School	1:36.909	12	1:36.955	7	1:36.957	11	1:37.312	6	1:37.783	10



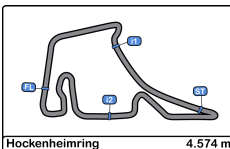


Hockenheimring
Euroformula Open
Free Practice - 2
Best 5 Top Speeds



Cls	Nº	Entrant	Nat	Driver	Nat	Cat	Cls	Chassis - Engine	Team	Top 1		Top 2		Top 3		Top 4		Top 5		Avg
										Km/h	Lap	Km/h	Lap	Km/h	Lap	Km/h	Lap	Km/h	Lap	
1	20	Fortec Motorsport	GBR	Cameron Das	USA			Dallara F317 HWA	Fortec Motorsport	237.8	14	237.3	13	236.8	15	235.8	16	234.7	11	236.5
2	7	Double R	GBR	Jack Doohan	AUS	R	1	Dallara F317 HWA	Double R	237.3	16	236.8	4	236.8	8	236.8	9	236.8	11	236.9
3	18	Team Motopark	DEU	Julian Hanses	DEU			Dallara F317 Spiess	Team Motopark	236.8	13	236.3	9	235.8	17	235.8	19	235.2	8	236.0
4	30	Team Motopark	DEU	Liam Lawson	NZL	R	2	Dallara F317 Spiess	Team Motopark	236.8	7	236.8	14	236.8	18	236.3	6	236.3	8	236.6
5	33	Team Motopark	DEU	Marino Sato	JPN			Dallara F317 Spiess	Team Motopark	236.8	15	235.2	10	234.7	12	234.2	11	234.2	14	235.0
6	51	Teo Martin Motorsport	ESP	Aldo Festante	ITA			Dallara F317 HWA	Teo Martin Motorsport	236.3	12	235.2	11	234.7	7	232.7	3	232.7	4	234.3
7	14	Team Motopark	DEU	Yuki Tsunoda	JPN	R	3	Dallara F317 Spiess	Team Motopark	235.8	8	235.8	15	235.2	13	234.7	7	234.7	9	235.2
8	31	Carlin Motorsport	GBR	Billy Monger	GBR	R	4	Dallara F317 Spiess	Carlin Motorsport	235.8	17	235.2	13	234.7	12	234.2	15	234.2	16	234.8
9	8	Teo Martin Motorsport	ESP	Lukas Dunner	AUT			Dallara F317 HWA	Teo Martin Motorsport	235.2	8	235.2	11	234.7	12	233.2	16	232.7	3	234.2
10	11	Carlin Motorsport	GBR	Teppei Natori	JPN	R	5	Dallara F317 Spiess	Carlin Motorsport	235.2	12	234.7	8	234.7	11	234.7	14	234.7	15	234.8
11	21	Fortec Motorsport	GBR	Calan Williams	AUS			Dallara F317 HWA	Fortec Motorsport	235.2	5	235.2	9	234.7	7	234.7	11	234.7	12	234.9
12	26	Double R	GBR	Linus Lundqvist	SWE	R	6	Dallara F317 HWA	Double R	235.2	8	235.2	12	235.2	14	234.7	13	234.7	15	235.0
13	63	Carlin Motorsport	GBR	Nicolai Kjaergaard	DNK	R	7	Dallara F317 Spiess	Carlin Motorsport	235.2	3	234.7	13	234.2	12	233.7	7	233.7	11	234.3
14	12	Carlin Motorsport	GBR	Christian Hahn	BRA			Dallara F317 Spiess	Carlin Motorsport	234.7	12	233.7	7	233.7	9	232.2	5	231.2	10	233.1
15	77	Teo Martin Motorsport	ESP	Guilherme Samaia	BRA			Dallara F317 HWA	Teo Martin Motorsport	234.2	11	232.7	12	232.7	14	232.7	15	232.2	10	232.9
16	99	Drivex School	ESP	Rui Andrade	AGO	R	8	Dallara F317 Piedrafita	Drivex School	231.7	16	230.7	7	230.7	12	230.2	6	230.2	15	230.7



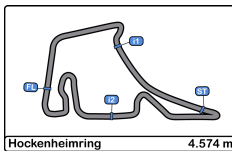


Hockenheimring
Euroformula Open
Free Practice - 2
Fastest Laps Sequence



Lap	Time of Day	Session Time	Nº	Entrant	Nat	Driver	Nat	Cat	Chassis - Engine	Team	Time	Km/h
2	14:53:32.910	3:32.910	11	Carlin Motorsport	GBR	Teppei Natori	JPN	R	Dallara F317 Spiess	Carlin Motorsport	1:36.153	171.2
2	14:53:35.234	3:35.234	63	Carlin Motorsport	GBR	Nicolai Kjaergaard	DNK	R	Dallara F317 Spiess	Carlin Motorsport	1:36.057	171.4
2	14:53:38.733	3:38.733	51	Teo Martin Motorsport	ESP	Aldo Festante	ITA		Dallara F317 HWA	Teo Martin Motorsport	1:35.959	171.5
3	14:55:10.692	5:10.692	63	Carlin Motorsport	GBR	Nicolai Kjaergaard	DNK	R	Dallara F317 Spiess	Carlin Motorsport	1:35.458	172.4
3	14:55:13.637	5:13.637	51	Teo Martin Motorsport	ESP	Aldo Festante	ITA		Dallara F317 HWA	Teo Martin Motorsport	1:34.904	173.5
3	14:55:31.214	5:31.214	20	Fortec Motorsport	GBR	Cameron Das	USA		Dallara F317 HWA	Fortec Motorsport	1:34.782	173.7
4	14:56:48.115	6:48.115	51	Teo Martin Motorsport	ESP	Aldo Festante	ITA		Dallara F317 HWA	Teo Martin Motorsport	1:34.478	174.2
4	14:57:05.422	7:05.422	20	Fortec Motorsport	GBR	Cameron Das	USA		Dallara F317 HWA	Fortec Motorsport	1:34.208	174.7
5	14:58:39.292	8:39.292	20	Fortec Motorsport	GBR	Cameron Das	USA		Dallara F317 HWA	Fortec Motorsport	1:33.870	175.4
6	15:00:58.892	10:58.892	30	Team Motopark	DEU	Liam Lawson	NZL	R	Dallara F317 Spiess	Team Motopark	1:33.782	175.5
7	15:02:31.199	12:31.199	12	Carlin Motorsport	GBR	Christian Hahn	BRA		Dallara F317 Spiess	Carlin Motorsport	1:33.727	175.6
10	15:10:05.246	20:05.246	51	Teo Martin Motorsport	ESP	Aldo Festante	ITA		Dallara F317 HWA	Teo Martin Motorsport	1:33.562	175.9
11	15:11:38.569	21:38.569	51	Teo Martin Motorsport	ESP	Aldo Festante	ITA		Dallara F317 HWA	Teo Martin Motorsport	1:33.323	176.4
15	15:18:06.776	28:06.776	7	Double R	GBR	Jack Doohan	AUS	R	Dallara F317 HWA	Double R	1:33.253	176.5
16	15:19:39.976	29:39.976	7	Double R	GBR	Jack Doohan	AUS	R	Dallara F317 HWA	Double R	1:33.200	176.6
15	15:20:24.148	30:24.148	26	Double R	GBR	Linus Lundqvist	SWE	R	Dallara F317 HWA	Double R	1:33.163	176.7



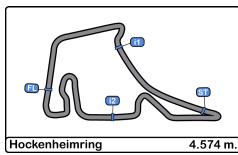


Hockenheimring
Euroformula Open
Free Practice - 2
Event Best Maximum Speed



Nº	Entrant	Nat	Driver	Nat	Cat	Clas	Chassis - Engine	Team	Km/h	Session
20	Fortec Motorsport		Cameron Das				Dallara F317 HWA	Fortec Motorsport	237.8	Free Practice - 2
7	Double R		Jack Doohan		R	1	Dallara F317 HWA	Double R	237.3	Free Practice - 1
30	Team Motopark		Liam Lawson		R	2	Dallara F317 Spiess	Team Motopark	236.8	Free Practice - 2
18	Team Motopark		Julian Hanses				Dallara F317 Spiess	Team Motopark	236.8	Free Practice - 2
33	Team Motopark		Marino Sato				Dallara F317 Spiess	Team Motopark	236.8	Free Practice - 2
51	Teo Martin		Aldo Festante				Dallara F317 HWA	Teo Martin	236.3	Free Practice - 2
14	Team Motopark		Yuki Tsunoda		R	3	Dallara F317 Spiess	Team Motopark	235.8	Free Practice - 2
31	Carlin Motorsport		Billy Monger		R	4	Dallara F317 Spiess	Carlin Motorsport	235.8	Free Practice - 2
63	Carlin Motorsport		Nicolai Kjaergaard		R	5	Dallara F317 Spiess	Carlin Motorsport	235.2	Free Practice - 2
21	Fortec Motorsport		Calan Williams				Dallara F317 HWA	Fortec Motorsport	235.2	Free Practice - 2
8	Teo Martin		Lukas Dunner				Dallara F317 HWA	Teo Martin	235.2	Free Practice - 2
26	Double R		Linus Lundqvist		R	6	Dallara F317 HWA	Double R	235.2	Free Practice - 2
11	Carlin Motorsport		Teppei Natori		R	7	Dallara F317 Spiess	Carlin Motorsport	235.2	Free Practice - 2
12	Carlin Motorsport		Christian Hahn				Dallara F317 Spiess	Carlin Motorsport	234.7	Free Practice - 2
77	Teo Martin		Guilherme Samaia				Dallara F317 HWA	Teo Martin	234.2	Free Practice - 2
99	Drivex School		Rui Andrade		R	8	Dallara F317 Piedrafita	Drivex School	231.7	Free Practice - 2





Hockenheimring
Euroformula Open
Free Practice - 2
Pit Stop Analysis



7 Jack Doohan R Double R
 Dallara F317 HWA

Nr.	In Day Time	In Time	Out Time	Pit Time	T. Pit Time	Handicap	Penalty
1	15:10:29.991	15:10:29.991	15:13:13.543	2:43.552	2:43.552		

8 Lukas Dunner Teo Martin Motorsport
 Dallara F317 HWA

Nr.	In Day Time	In Time	Out Time	Pit Time	T. Pit Time	Handicap	Penalty
1	15:03:43.704	15:03:43.704	15:08:01.122	4:17.418	4:17.418		

11 Teppei Natori R Carlin Motorsport
 Dallara F317 Spiess

Nr.	In Day Time	In Time	Out Time	Pit Time	T. Pit Time	Handicap	Penalty
1	15:05:15.648	15:05:15.648	15:11:02.192	5:46.544	5:46.544		

12 Christian Hahn Carlin Motorsport
 Dallara F317 Spiess

Nr.	In Day Time	In Time	Out Time	Pit Time	T. Pit Time	Handicap	Penalty
1	15:07:37.255	15:07:37.255	15:10:24.956	2:47.701	2:47.701		

14 Yuki Tsunoda R Team Motopark
 Dallara F317 Spiess

Nr.	In Day Time	In Time	Out Time	Pit Time	T. Pit Time	Handicap	Penalty
1	15:07:27.695	15:07:27.695	15:10:55.106	3:27.411	3:27.411		

18 Julian Hanses Team Motopark
 Dallara F317 Spiess

Nr.	In Day Time	In Time	Out Time	Pit Time	T. Pit Time	Handicap	Penalty
1	14:52:10.432	14:52:10.432	14:52:38.221	27.789	27.789		

21 Calan Williams Fortec Motorsport
 Dallara F317 HWA

Nr.	In Day Time	In Time	Out Time	Pit Time	T. Pit Time	Handicap	Penalty
1	15:05:26.806	15:05:26.806	15:09:52.352	4:25.546	4:25.546		

26 Linus Lundqvist R Double R
 Dallara F317 HWA

Nr.	In Day Time	In Time	Out Time	Pit Time	T. Pit Time	Handicap	Penalty
1	15:05:34.189	15:05:34.189	15:10:58.508	5:24.319	5:24.319		

30 Liam Lawson R Team Motopark
 Dallara F317 Spiess

Nr.	In Day Time	In Time	Out Time	Pit Time	T. Pit Time	Handicap	Penalty
1	14:52:28.346	14:52:28.346	14:52:57.741	29.395	29.395		
2	15:05:49.607	15:05:49.607	15:06:32.203	42.596	1:11.991		

31 Billy Monger R Carlin Motorsport
 Dallara F317 Spiess

Nr.	In Day Time	In Time	Out Time	Pit Time	T. Pit Time	Handicap	Penalty
1	15:06:28.977	15:06:28.977	15:09:49.826	3:20.849	3:20.849		

33 Marino Sato Team Motopark
 Dallara F317 Spiess

Nr.	In Day Time	In Time	Out Time	Pit Time	T. Pit Time	Handicap	Penalty
1	14:52:34.085	14:52:34.085	14:53:11.205	37.120	37.120		
2	15:01:45.489	15:01:45.489	15:05:09.446	3:23.957	4:01.077		

51 Aldo Festante Teo Martin Motorsport
 Dallara F317 HWA

Nr.	In Day Time	In Time	Out Time	Pit Time	T. Pit Time	Handicap	Penalty
1	15:01:46.919	15:01:46.919	15:05:17.658	3:30.739	3:30.739		

63 Nicolai Kjaergaard R Carlin Motorsport
 Dallara F317 Spiess

Nr.	In Day Time	In Time	Out Time	Pit Time	T. Pit Time	Handicap	Penalty
1	15:03:14.649	15:03:14.649	15:11:46.275	8:31.626	8:31.626		

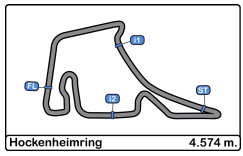
77 Guilherme Samaia Teo Martin Motorsport
 Dallara F317 HWA

Nr.	In Day Time	In Time	Out Time	Pit Time	T. Pit Time	Handicap	Penalty
1	15:01:58.465	15:01:58.465	15:08:11.386	6:12.921	6:12.921		

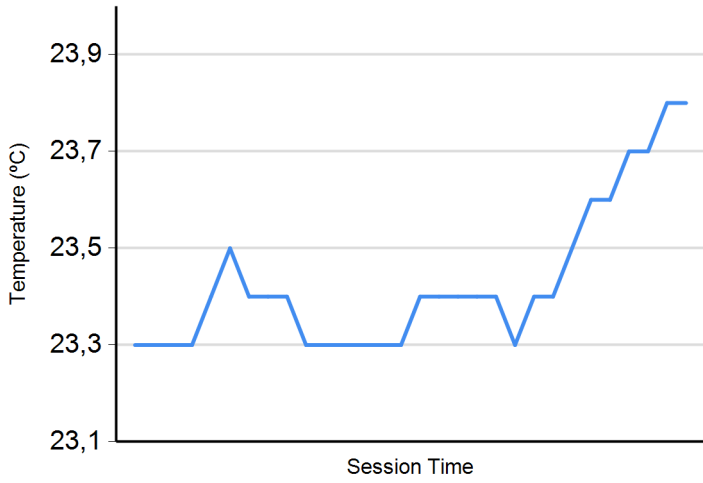
99 Rui Andrade R Drivex School
 Dallara F317 Piedrafita

Nr.	In Day Time	In Time	Out Time	Pit Time	T. Pit Time	Handicap	Penalty
1	15:04:12.762	15:04:12.762	15:06:07.680	1:54.918	1:54.918		
2	15:14:31.174	15:14:31.174	15:16:09.321	1:38.147	3:33.065		

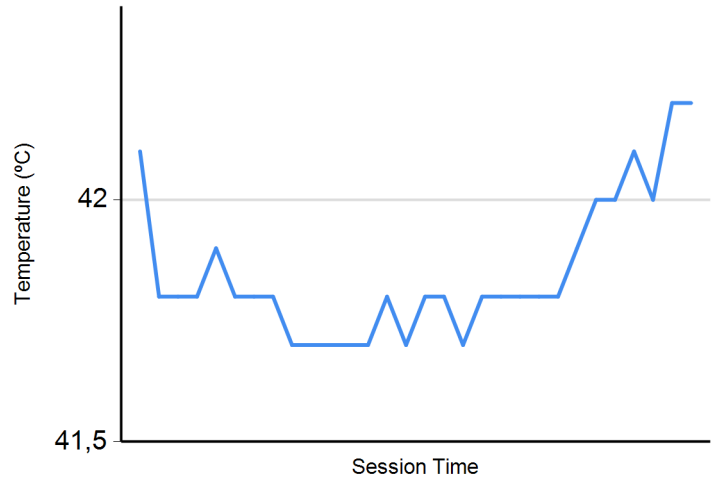




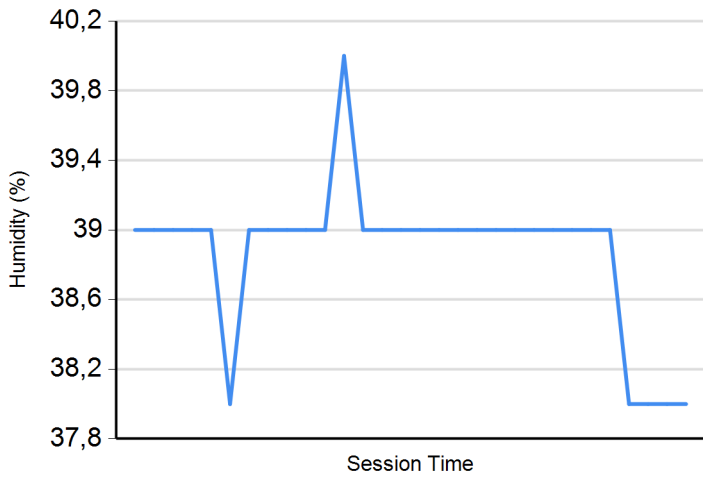
Air Temperature



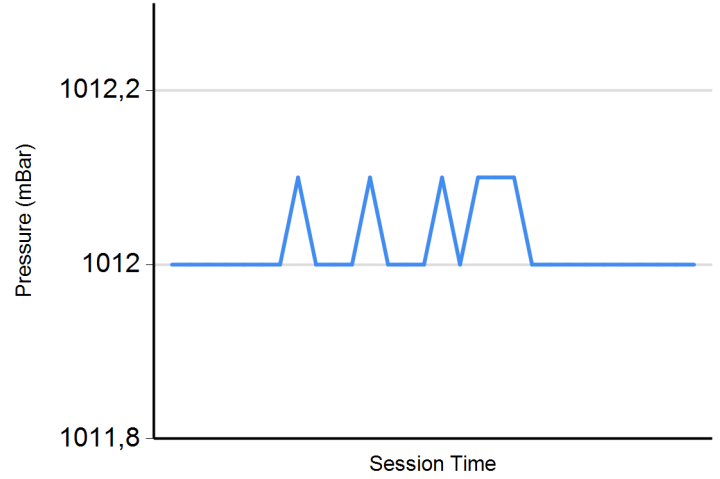
Track Temperature



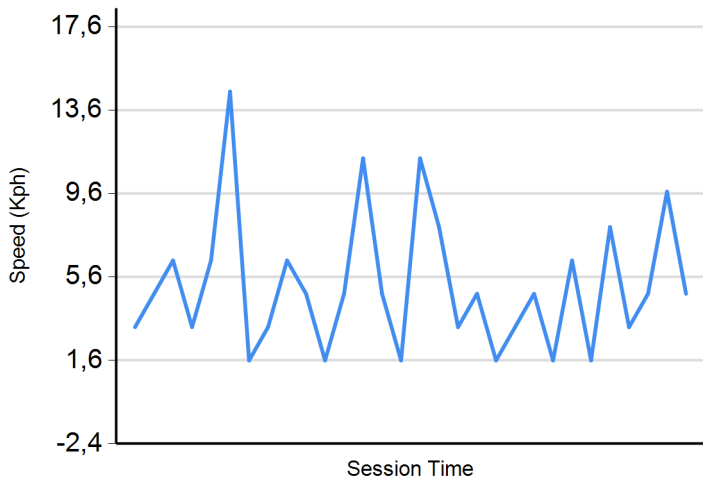
Humidity



Pressure

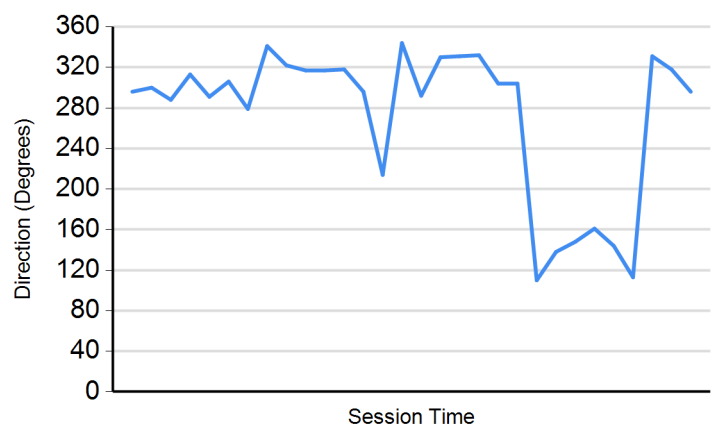


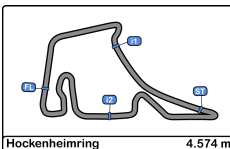
Wind Speed



Wind direction

North = 0°/360° Est = 90° South = 180° West = 270°





Hockenheimring
Euroformula Open
Free Practice - 1+ 2
Results



Cls	Nº	Entrant	Nat	Driver	Nat	Cat	Cls	Chassis - Engine	Team	Laps	Free Practice - 1	Free Practice - 2	Best	Gap	Interval	Km/h
1	26	Double R	GB	Linus Lundqvist	SE	R	1	Dallara F317 HWA	Double R	31	1:33.817	14	1:33.163	15	1:33.163	176.7
2	7	Double R	GB	Jack Doohan	AU	R	2	Dallara F317 HWA	Double R	34	1:33.963	16	1:33.200	16	1:33.200	0.037 0.037 176.6
3	51	Teo Martin Motorsport	ES	Aldo Festante	IT			Dallara F317 HWA	Teo Martin Motorsport	27	1:34.868	10	1:33.323	11	1:33.323	0.160 0.123 176.4
4	30	Team Motopark	DE	Liam Lawson	NZ	R	3	Dallara F317 Spiess	Team Motopark	32	1:34.097	12	1:33.506	18	1:33.506	0.343 0.183 176.0
5	12	Carlin Motorsport	GB	Christian Hahn	BR			Dallara F317 Spiess	Carlin Motorsport	30	1:34.051	15	1:33.727	7	1:33.727	0.564 0.221 175.6
6	14	Team Motopark	DE	Yuki Tsunoda	JPN	R	4	Dallara F317 Spiess	Team Motopark	22	1:35.226	5	1:33.745	16	1:33.745	0.582 0.018 175.6
7	8	Teo Martin Motorsport	ES	Lukas Dunner	AUT			Dallara F317 HWA	Teo Martin Motorsport	31	1:33.783	12	1:33.805	15	1:33.783	0.620 0.038 175.5
8	18	Team Motopark	DE	Julian Hanes	DE			Dallara F317 Spiess	Team Motopark	35	1:34.404	6	1:33.851	13	1:33.851	0.688 0.068 175.4
9	20	Fortec Motorsport	GB	Cameron Das	US			Dallara F317 HWA	Fortec Motorsport	33	1:34.531	16	1:33.870	5	1:33.870	0.707 0.019 175.4
10	77	Teo Martin Motorsport	ES	Guilherme Samaia	BR			Dallara F317 HWA	Teo Martin Motorsport	32	1:34.783	13	1:33.875	14	1:33.875	0.712 0.005 175.4
11	31	Carlin Motorsport	GB	Billy Monger	GB	R	5	Dallara F317 Spiess	Carlin Motorsport	33	1:34.476	13	1:34.101	12	1:34.101	0.938 0.226 174.9
12	63	Carlin Motorsport	GB	Nicolai Kjaergaard	DN	R	6	Dallara F317 Spiess	Carlin Motorsport	28	1:34.964	12	1:34.166	12	1:34.166	1.003 0.065 174.8
13	33	Team Motopark	DE	Marino Sato	JPN			Dallara F317 Spiess	Team Motopark	28	1:34.675	10	1:34.167	16	1:34.167	1.004 0.001 174.8
14	11	Carlin Motorsport	GB	Teppei Natori	JPN	R	7	Dallara F317 Spiess	Carlin Motorsport	32	1:34.402	14	1:34.653	14	1:34.402	1.239 0.235 174.4
15	21	Fortec Motorsport	GB	Calan Williams	AU			Dallara F317 HWA	Fortec Motorsport	35	1:34.887	13	1:34.880	14	1:34.880	1.717 0.478 173.5
16	99	Drivex School	ES	Rui Andrade	AG	R	8	Dallara F317 Piedrafita	Drivex School	32	1:37.322	14	1:36.909	12	1:36.909	3.746 2.029 169.9

CAR 12 TIME 1:52.882 DELETED TRACK LIMITS AT T 6
 CAR 77 TIME 1:34.407 AND 1:35:309 DELETED TRACK LIMITS AT T1

Published at:.....

Stewards:	Race Director:	Timekeeper:

