

Hockenheimring
Euroformula Open
Free Practice - 3
Provisional Results



Clas	Nº	Entrant	Nat	Driver	Nat	Cat	Clas	Chassis - Engine	Team	Laps	Best	Time	Gap	Interval	Km/h
1	7	Double R	GB	Jack Doohan	AU	R	1	Dallara F317 HWA	Double R	17	16	1:32.742			177.5
2	30	Team Motopark	DE	Liam Lawson	NZL	R	2	Dallara F317 Spiess	Team Motopark	15	14	1:32.855	0.113	0.113	177.3
3	26	Double R	GB	Linus Lundqvist	SW	R	3	Dallara F317 HWA	Double R	16	12	1:32.937	0.195	0.082	177.1
4	51	Teo Martin Motorsport	ESP	Aldo Festante	ITA			Dallara F317 HWA	Teo Martin Motorsport	16	12	1:32.955	0.213	0.018	177.1
5	8	Teo Martin Motorsport	ESP	Lukas Dunner	AUT			Dallara F317 HWA	Teo Martin Motorsport	17	13	1:33.109	0.367	0.154	176.8
6	14	Team Motopark	DE	Yuki Tsunoda	JPN	R	4	Dallara F317 Spiess	Team Motopark	15	12	1:33.163	0.421	0.054	176.7
7	18	Team Motopark	DE	Julian Hanses	DE			Dallara F317 Spiess	Team Motopark	16	12	1:33.329	0.587	0.166	176.4
8	77	Teo Martin Motorsport	ESP	Guilherme Samaia	BR			Dallara F317 HWA	Teo Martin Motorsport	15	9	1:33.561	0.819	0.232	175.9
9	33	Team Motopark	DE	Marino Sato	JPN			Dallara F317 Spiess	Team Motopark	17	16	1:33.634	0.892	0.073	175.8
10	20	Fortec Motorsport	GB	Cameron Das	US			Dallara F317 HWA	Fortec Motorsport	14	9	1:33.748	1.006	0.114	175.6
11	11	Carlin Motorsport	GB	Teppei Natori	JPN	R	5	Dallara F317 Spiess	Carlin Motorsport	16	6	1:33.759	1.017	0.011	175.6
12	63	Carlin Motorsport	GB	Nicolai Kjaergaard	DN	R	6	Dallara F317 Spiess	Carlin Motorsport	15	5	1:33.784	1.042	0.025	175.5
13	21	Fortec Motorsport	GB	Calan Williams	AU			Dallara F317 HWA	Fortec Motorsport	18	15	1:33.917	1.175	0.133	175.3
14	31	Carlin Motorsport	GB	Billy Monger	GB	R	7	Dallara F317 Spiess	Carlin Motorsport	15	12	1:33.944	1.202	0.027	175.2
15	12	Carlin Motorsport	GB	Christian Hahn	BR			Dallara F317 Spiess	Carlin Motorsport	7	6	1:34.032	1.290	0.088	175.1
16	99	Drivex School	ESP	Rui Andrade	AG	R	8	Dallara F317 Piedrafita	Drivex School	17	15	1:35.746	3.004	1.714	171.9

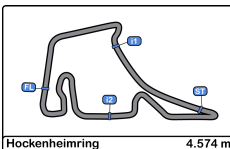
CAR 33 TIME 1:37.926 DELETED TRACK LIMITS AT T 1

Published at:.....

Track Temp: 38.1 °C Air Temp: 24.2 °C Humidity: 36 % Track Status: DRY

Stewards:	Race Director:	Timekeeper: 
-----------	----------------	--





Hockenheimring
Euroformula Open
Free Practice - 3
Provisional Results by Class



Clas	Nº	Entrant	Nat	Driver	Nat	Cat	Clas	Chassis - Engine	Team	Laps	Best	Time	Gap	Interval	Km/h
1	51	Teo Martin	ESP	Aldo Festante	ITA			Dallara F317 HWA	Teo Martin	16	12	1:32.955			177.1
2	8	Teo Martin	ESP	Lukas Dunner	AUT			Dallara F317 HWA	Teo Martin	17	13	1:33.109	0.154	0.154	176.8
3	18	Team Motopark	DEU	Julian Hanses	DEU			Dallara F317 Spiess	Team Motopark	16	12	1:33.329	0.374	0.220	176.4
4	77	Teo Martin	ESP	Guilherme Samaia	BRA			Dallara F317 HWA	Teo Martin	15	9	1:33.561	0.606	0.232	175.9
5	33	Team Motopark	DEU	Marino Sato	JPN			Dallara F317 Spiess	Team Motopark	17	16	1:33.634	0.679	0.073	175.8
6	20	Fortec Motorsport	GBR	Cameron Das	USA			Dallara F317 HWA	Fortec Motorsport	14	9	1:33.748	0.793	0.114	175.6
7	21	Fortec Motorsport	GBR	Calan Williams	AUS			Dallara F317 HWA	Fortec Motorsport	18	15	1:33.917	0.962	0.169	175.3
8	12	Carlin Motorsport	GBR	Christian Hahn	BRA			Dallara F317 Spiess	Carlin Motorsport	7	6	1:34.032	1.077	0.115	175.1

Rookie

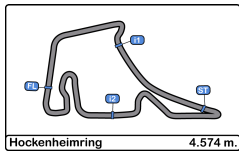
1	7	Double R	GBR	Jack Doohan	AUS	R	1	Dallara F317 HWA	Double R	17	16	1:32.742			177.5
2	30	Team Motopark	DEU	Liam Lawson	NZL	R	2	Dallara F317 Spiess	Team Motopark	15	14	1:32.855	0.113	0.113	177.3
3	26	Double R	GBR	Linus Lundqvist	SWE	R	3	Dallara F317 HWA	Double R	16	12	1:32.937	0.195	0.082	177.1
4	14	Team Motopark	DEU	Yuki Tsunoda	JPN	R	4	Dallara F317 Spiess	Team Motopark	15	12	1:33.163	0.421	0.226	176.7
5	11	Carlin Motorsport	GBR	Teppei Natori	JPN	R	5	Dallara F317 Spiess	Carlin Motorsport	16	6	1:33.759	1.017	0.596	175.6
6	63	Carlin Motorsport	GBR	Nicolai Kjaergaard	DNK	R	6	Dallara F317 Spiess	Carlin Motorsport	15	5	1:33.784	1.042	0.025	175.5
7	31	Carlin Motorsport	GBR	Billy Monger	GBR	R	7	Dallara F317 Spiess	Carlin Motorsport	15	12	1:33.944	1.202	0.160	175.2
8	99	Drivex School	ESP	Rui Andrade	AGO	R	8	Dallara F317 Piedrafita	Drivex School	17	15	1:35.746	3.004	1.802	171.9

Published at:.....

Track Temp: 38.1 °C Air Temp: 24.2 °C Humidity: 36 % Track Status: DRY

Stewards:	Race Director:	Timekeeper: 
------------------	-----------------------	---





Hockenheimring
Euroformula Open
Free Practice - 3
Lap Analysis



7 Jack Doohan R Dallara F317 HWA **11** Teppei Natori R Dallara F317 Spiess
 Double R Carlin Motorsport

Lap	D	Time	Sector 1	Sector 2	Sector 3	T. Spd	Elapsed	Lap	D	Time	Sector 1	Sector 2	Sector 3	T. Spd	Elapsed
1		17:27:22.385	17:25:55.586	53.020	33.779	192.5	17:27:22.385	1		17:27:07.560	17:25:42.386	50.662	34.512	203.0	17:27:07.560
2		1:40.108	21.727	48.352	30.029	226.4	17:29:02.493	2		1:41.224	23.014	48.259	29.951	204.9	17:28:48.784
3		1:38.428	21.026	46.672	30.730	232.7	17:30:40.921	3		1:34.974	20.545	45.923	28.506	226.4	17:30:23.758
4		1:34.477	20.402	45.725	28.350	234.2	17:32:15.398	4		1:34.257	20.210	45.794	28.253	229.2	17:31:58.015
5		1:49.260	23.965	56.435	28.860	180.3	17:34:04.658	5		1:34.050	20.096	45.809	28.145	229.7	17:33:32.065
6		1:34.051	20.479	45.549	28.023	233.2	17:35:38.709	6		1:33.759	20.160	45.580	28.019	230.2	17:35:05.824
7		1:33.264	20.096	45.285	27.883	235.2	17:37:11.973	7		1:44.707	23.133	51.059	30.515	214.7	17:36:50.531
8		1:33.585	20.244	45.314	28.027	235.8	17:38:45.558	8		1:34.401	20.334	45.736	28.331	228.3	17:38:24.932
9		1:33.520	20.159	45.159	28.202	236.3	17:40:19.078	9		1:48.762	20.226	49.564	38.972	228.8	17:40:13.694
10		1:34.659	20.340	45.225	29.094	236.3	17:41:53.737	10		1:34.097	20.271	45.719	28.107	229.7	17:41:47.791
11		1:45.208 P	22.540	45.538	37.130	235.2	17:43:38.945	11		1:40.632	22.607	46.731	31.294	229.7	17:43:28.423
12		5:25.542	4:00.049	53.994	31.499	201.4	17:49:04.487	12		1:40.384 P	20.188	45.817	34.379	229.2	17:45:08.807
13		1:36.346	21.652	46.057	28.637	231.2	17:50:40.833	13		5:46.960	4:32.429	45.890	28.641	227.8	17:50:55.767
14		1:33.104	20.199	45.132	27.773	232.2	17:52:13.937	14		1:33.901	20.083	45.634	28.184	228.8	17:52:29.668
15		1:38.794	22.833	47.960	28.001	231.7	17:53:52.731	15		1:33.924	20.235	45.561	28.128	230.2	17:54:03.592
16		1:32.742	20.007	45.068	27.667	232.7	17:55:25.473	16		1:50.197 P	21.888	50.843	37.466	182.1	17:55:53.789
17		1:59.057 P	21.607	53.604	43.846	194.2	17:57:24.530								

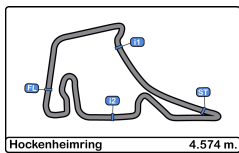
8 Lukas Dunner R Dallara F317 HWA **12** Christian Hahn R Dallara F317 Spiess
 Teo Martin Motorsport Carlin Motorsport

Lap	D	Time	Sector 1	Sector 2	Sector 3	T. Spd	Elapsed	Lap	D	Time	Sector 1	Sector 2	Sector 3	T. Spd	Elapsed
1		17:27:00.036	17:25:41.047	47.983	31.006	221.7	17:27:00.036	1		17:27:04.192 P	17:25:39.081	48.156	36.955	219.0	17:27:04.192
2		1:37.757	21.936	46.854	28.967	224.0	17:28:37.793	2		2:14.622 P	50.880	47.469	36.273	227.3	17:29:18.814
3		1:35.029	20.671	46.055	28.303	226.8	17:30:12.822	3		2:15.500 P	49.619	49.271	36.610	226.8	17:31:34.314
4		1:35.082	20.608	45.922	28.552	229.2	17:31:47.904	4		3:44.196	2:21.139	51.318	31.739	173.9	17:35:18.510
5		1:34.567	20.487	45.799	28.281	227.8	17:33:22.471	5		1:39.920	22.640	48.076	29.204	196.0	17:36:58.430
6		1:34.439	20.349	45.836	28.254	229.7	17:34:56.910	6		1:34.032	20.449	45.722	27.861	230.2	17:38:32.462
7		1:44.086 P	20.272	45.961	37.853	229.2	17:36:40.996	7		1:55.909 P	20.012	45.693	50.204	228.8	17:40:28.371
8		4:47.212	3:29.485	47.710	30.017	224.0	17:41:28.208								
9		1:39.137	22.036	46.717	30.384	226.8	17:43:07.345								
10		1:33.628	20.252	45.471	27.905	230.2	17:44:40.973								
11		1:33.203	20.070	45.397	27.736	229.7	17:46:14.176								
12		1:40.785	21.221	50.887	28.677	204.9	17:47:54.961								
13		1:33.109	20.016	45.264	27.829	230.7	17:49:28.070								
14		1:33.548	19.997	45.400	28.151	231.2	17:51:01.618								
15		1:37.670	20.489	47.138	30.043	231.7	17:52:39.288								
16		1:33.598	20.120	45.439	28.039	229.7	17:54:12.886								
17		1:43.224 P	20.401	45.911	36.912	230.7	17:55:56.110								

14 Yuki Tsunoda R Dallara F317 Spiess
 Team Motopark

Lap	D	Time	Sector 1	Sector 2	Sector 3	T. Spd	Elapsed
1		17:27:26.775 P	17:25:57.781	49.015	39.979	215.5	17:27:26.775
2		2:13.570	56.231	48.195	29.144	228.3	17:29:40.345
3		1:35.134	20.734	45.734	28.666	231.7	17:31:15.479
4		1:34.317	20.395	45.598	28.324	233.2	17:32:49.796
5		1:34.202	20.310	45.550	28.342	233.2	17:34:23.998
6		1:34.160	20.464	45.490	28.206	234.7	17:35:58.158
7		1:42.479 P	20.380	45.360	36.739	234.7	17:37:40.637
8		7:49.045	6:30.188	49.075	29.782	205.7	17:45:29.682
9		1:38.752	22.563	47.689	28.500	220.4	17:47:08.434
10		1:35.771	20.214	45.692	29.865	232.7	17:48:44.205
11		1:33.388	20.158	45.301	27.929	232.7	17:50:17.593
12		1:33.163	20.021	45.217	27.925	233.7	17:51:50.756
13		1:38.035	20.045	47.917	30.073	232.7	17:53:28.791
14		1:36.664	20.946	47.171	28.547	231.2	17:55:05.455
15		1:46.946 P	24.370	46.330	36.246	230.7	17:56:52.401





Hockenheimring
Euroformula Open
Free Practice - 3
Lap Analysis



18

Julian Hanses

Dallara F317 Spiess **26**

Linus Lundqvist

R

Dallara F317 HWA

Team Motopark

Double R

Lap D	Time	Sector 1	Sector 2	Sector 3	T. Spd	Elapsed	Lap D	Time	Sector 1	Sector 2	Sector 3	T. Spd	Elapsed
1	17:27:29.893	17:26:09.119	49.337	31.437	209.3	17:27:29.893	1	17:27:16.340	17:25:50.858	53.718	31.764	194.2	17:27:16.340
2	1:41.860	21.907	48.285	31.668	222.2	17:29:11.753	2	1:43.215	22.327	51.066	29.822	187.5	17:28:59.555
3	1:35.610	20.717	46.126	28.767	230.2	17:30:47.363	3	1:38.318	21.949	47.105	29.264	231.7	17:30:37.873
4	1:35.341	20.467	46.442	28.432	230.7	17:32:22.704	4	1:37.788	20.909	45.835	31.044	232.7	17:32:15.661
5	1:36.126	20.347	46.141	29.638	233.7	17:33:58.830	5	1:44.586	23.954	50.820	29.812	184.6	17:34:00.247
6	1:34.620	20.482	45.894	28.244	231.2	17:35:33.450	6	1:34.629	20.661	45.674	28.294	234.2	17:35:34.876
7	1:41.106 P	20.363	45.966	34.777	231.2	17:37:14.556	7	1:34.487	20.352	45.497	28.638	235.2	17:37:09.363
8	6:46.402	5:27.268	48.962	30.172	207.2	17:44:00.958	8	1:34.227	20.547	45.462	28.218	232.7	17:38:43.590
9	1:37.723	21.392	47.335	28.996	211.7	17:45:38.681	9	1:48.117 P	20.325	45.408	42.384	232.2	17:40:31.707
10	1:34.145	20.410	45.713	28.022	230.7	17:47:12.826	10	6:48.592	5:31.907	47.645	29.040	228.8	17:47:20.299
11	1:33.449	20.083	45.592	27.774	232.2	17:48:46.275	11	1:33.354	20.277	45.301	27.776	231.2	17:48:53.653
12	1:33.329	20.030	45.465	27.834	233.2	17:50:19.604	12	1:32.937	20.005	45.301	27.631	231.2	17:50:26.590
13	1:33.912	20.009	45.526	28.377	233.7	17:51:53.516	13	1:36.188	19.912	45.202	31.074	232.2	17:52:02.778
14	1:38.741	21.304	46.945	30.492	232.2	17:53:32.257	14	1:40.852	24.895	47.322	28.635	229.2	17:53:43.630
15	1:34.531	20.257	45.531	28.743	232.7	17:55:06.788	15	1:33.045	20.029	45.391	27.625	231.2	17:55:16.675
16	1:48.909 P	23.514	46.331	39.064	233.2	17:56:55.697	16	1:48.809 P	21.525	45.407	41.877	231.2	17:57:05.484

20

Cameron Das

Dallara F317 HWA **30**

Liam Lawson

R

Dallara F317 Spiess

Fortec Motorsport

Team Motopark

Lap D	Time	Sector 1	Sector 2	Sector 3	T. Spd	Elapsed	Lap D	Time	Sector 1	Sector 2	Sector 3	T. Spd	Elapsed
1	17:27:25.496	17:25:58.513	51.737	35.246	201.8	17:27:25.496	1	17:28:11.150 P	17:26:19.914	1:10.634	40.602	169.0	17:28:11.150
2	1:39.594	22.509	46.654	30.431	224.5	17:29:05.090	2	4:33.014	3:17.200	46.892	28.922	223.6	17:32:44.164
3	1:36.322	21.058	45.873	29.391	228.8	17:30:41.412	3	1:36.779	20.505	47.586	28.688	232.7	17:34:20.943
4	1:35.830	21.240	45.708	28.882	231.7	17:32:17.242	4	1:34.471	20.383	45.707	28.381	234.2	17:35:55.414
5	1:41.471 P	20.723	45.771	34.977	229.2	17:33:58.713	5	1:34.221	20.348	45.707	28.166	233.2	17:37:29.635
6	10:57.172	9:33.133	53.412	30.627	208.0	17:44:55.885	6	1:39.768 P	20.359	45.463	33.946	235.2	17:39:09.403
7	1:36.354	21.507	46.158	28.689	226.8	17:46:32.239	7	5:04.931	3:44.536	48.329	32.066	225.4	17:44:14.334
8	1:34.056	20.563	45.313	28.180	228.8	17:48:06.295	8	1:35.988	21.479	46.066	28.443	227.3	17:45:50.322
9	1:33.748	20.284	45.347	28.117	230.2	17:49:40.043	9	1:33.641	20.275	45.363	28.003	233.2	17:47:23.963
10	1:36.587	20.327	47.385	28.875	228.8	17:51:16.630	10	1:33.176	20.017	45.264	27.895	234.2	17:48:57.139
11	1:33.882	20.448	45.298	28.136	229.2	17:52:50.512	11	1:32.967	19.957	45.242	27.768	234.2	17:50:30.106
12	1:34.103	20.437	45.416	28.250	229.2	17:54:24.615	12	1:43.397	20.930	52.233	30.234	196.3	17:52:13.503
13	1:34.103	20.354	45.450	28.299	228.3	17:55:58.718	13	1:35.010	20.231	45.663	29.116	233.2	17:53:48.513
14	1:42.863 P	21.245	45.560	36.058	228.3	17:57:41.581	14	1:32.855	20.035	45.110	27.710	233.2	17:55:21.368
15	1:45.123 P	20.309	45.738	39.076	234.2	17:57:06.491							

21

Calan Williams

Dallara F317 HWA

Fortec Motorsport

31

Billy Monger

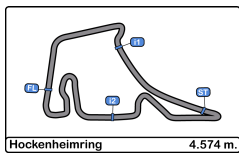
R

Dallara F317 Spiess

Carlin Motorsport

Lap D	Time	Sector 1	Sector 2	Sector 3	T. Spd	Elapsed	Lap D	Time	Sector 1	Sector 2	Sector 3	T. Spd	Elapsed
1	17:27:30.957	17:26:10.351	49.809	30.797	220.8	17:27:30.957	1	17:27:08.944	17:25:45.693	50.590	32.661	185.8	17:27:08.944
2	1:44.092	21.734	51.758	30.600	214.7	17:29:15.049	2	1:43.057	22.950	48.606	31.501	183.9	17:28:52.001
3	1:42.482	21.216	47.618	33.648	233.7	17:30:57.531	3	1:35.696	20.739	46.193	28.764	227.8	17:30:27.697
4	1:35.539	20.723	45.890	28.926	230.2	17:32:33.070	4	1:34.624	20.399	45.810	28.415	229.2	17:32:02.321
5	1:35.017	20.577	45.619	28.821	231.7	17:34:08.087	5	1:34.213	20.282	45.740	28.191	230.7	17:33:36.534
6	1:35.445	21.192	45.872	28.381	233.7	17:35:43.532	6	1:34.184	20.363	45.649	28.172	230.7	17:35:10.718
7	1:34.351	20.487	45.572	28.292	230.2	17:37:17.883	7	1:34.117	20.174	45.623	28.320	229.2	17:36:44.835
8	1:34.145	20.486	45.375	28.284	231.2	17:38:52.028	8	1:44.365	20.444	53.354	30.567	170.8	17:38:29.200
9	1:34.460	20.482	45.540	28.438	230.7	17:40:26.488	9	1:48.485 P	20.423	46.276	41.786	230.2	17:40:17.685
10	1:41.418 P	20.618	45.935	34.865	231.7	17:42:07.906	10	8:59.936	7:44.461	46.577	28.898	227.3	17:49:17.621
11	1:35.503	20.983	46.086	28.434	229.2	17:48:17.624	11	1:34.439	20.367	45.974	28.098	228.8	17:50:52.060
12	1:34.238	20.479	45.536	28.223	231.2	17:49:51.862	12	1:33.944	20.191	45.719	28.034	230.2	17:52:26.004
13	1:33.957	20.361	45.365	28.231	231.7	17:51:25.819	13	1:40.608	21.168	47.695	31.745	230.7	17:54:06.612
14	1:33.917	20.339	45.424	28.154	230.7	17:52:59.736	14	1:34.015	20.272	45.631	28.112	229.2	17:55:40.627
15	1:34.088	20.430	45.469	28.189	230.7	17:54:33.824	15	1:48.647 P	20.142	45.680	42.825	229.2	17:57:29.274
16	1:34.560	20.494	45.701	28.365	230.2	17:56:08.384							
17	1:47.833 P	21.245	46.720	39.868	229.2	17:57:56.217							





Hockenheimring
Euroformula Open
Free Practice - 3
Lap Analysis



33

Marino Sato

Dallara F317 Spiess **77**

Guilherme Samaia

Dallara F317 HWA

Team Motopark

Teo Martin Motorsport

Lap	D	Time	Sector 1	Sector 2	Sector 3	T. Spd	Elapsed	Lap	D	Time	Sector 1	Sector 2	Sector 3	T. Spd	Elapsed
1		17:27:19.306	17:25:58.192	50.278	30.836	214.2	17:27:19.306	1		17:27:13.736	17:25:48.256	54.418	31.062	172.2	17:27:13.736
2		1:37.926	21.382	47.408	29.136	227.3	17:28:57.232	2		1:42.041	21.557	51.281	29.203	164.1	17:28:55.777
3		1:35.383	20.649	46.080	28.654	230.7	17:30:32.615	3		1:54.311	20.585	54.158	39.568	228.3	17:30:50.088
4		1:36.578	20.687	46.195	29.696	229.7	17:32:09.193	4		2:05.696 P	37.702	49.567	38.427	224.0	17:32:55.784
5		1:35.086	20.460	46.098	28.528	230.2	17:33:44.279	5		8:20.537	7:02.612	47.801	30.124	223.1	17:41:16.321
6		1:43.936	22.261	50.854	30.821	225.9	17:35:28.215	6		1:36.326	21.646	46.236	28.444	225.9	17:42:52.647
7		1:35.253	20.593	46.066	28.594	230.2	17:37:03.468	7		1:34.673	20.479	46.010	28.184	226.8	17:44:27.320
8		1:41.966 P	20.579	46.005	35.382	230.7	17:38:45.434	8		1:34.087	20.315	45.608	28.164	228.8	17:46:01.407
9		5:34.033	4:14.019	49.722	30.292	218.1	17:44:19.467	9		1:33.561	20.213	45.561	27.787	230.2	17:47:34.968
10		1:37.635	21.478	47.188	28.969	228.3	17:45:57.102	10		1:33.617	20.125	45.600	27.892	230.2	17:49:08.585
11		1:34.584	20.388	45.920	28.276	229.7	17:47:31.686	11		1:40.015	20.154	51.528	28.333	167.9	17:50:48.600
12		1:34.082	20.155	45.677	28.250	229.7	17:49:05.768	12		1:33.969	20.295	45.512	28.162	228.3	17:52:22.569
13		1:55.026	20.728	1:00.133	34.165	234.7	17:51:00.794	13		1:34.059	20.269	45.803	27.987	227.8	17:53:56.628
14		1:34.168	20.244	45.852	28.072	228.8	17:52:34.962	14		1:33.923	20.310	45.702	27.911	227.8	17:55:30.551
15		1:33.826	20.119	45.666	28.041	230.7	17:54:08.788	15		1:55.824 P	22.198	49.538	44.088	223.6	17:57:26.375
16		1:33.634	20.133	45.543	27.958	230.2	17:55:42.422	16							
17		1:48.728 P	21.249	46.654	40.825	230.2	17:57:31.150	17							

99

Rui Andrade

R

Dallara F317
Piedrafita
Drivex School

51

Aldo Festante

Dallara F317 HWA

Teo Martin Motorsport

Lap	D	Time	Sector 1	Sector 2	Sector 3	T. Spd	Elapsed	Lap	D	Time	Sector 1	Sector 2	Sector 3	T. Spd	Elapsed
1		17:27:14.668 P	17:25:46.223	48.204	40.241	217.3	17:27:14.668	1		17:27:34.592	17:26:13.099	50.030	31.463	199.6	17:27:34.592
2		2:13.187	57.141	46.847	29.199	225.4	17:29:27.855	2		1:39.382	21.917	47.148	30.317	225.4	17:29:13.974
3		1:35.372	20.872	45.873	28.627	229.7	17:31:03.227	3		1:37.979	21.413	46.677	29.889	228.3	17:30:51.953
4		1:34.617	20.645	45.658	28.314	231.2	17:32:37.844	4		1:38.167	22.092	46.510	29.565	227.8	17:32:30.120
5		1:34.214	20.325	45.577	28.312	232.2	17:34:12.058	5		1:37.509	21.146	46.553	29.810	228.8	17:34:07.629
6		1:34.125	20.311	45.559	28.255	233.7	17:35:46.183	6		1:38.092	21.177	47.139	29.776	230.2	17:35:45.721
7		1:44.988 P	21.853	47.367	35.768	233.2	17:37:31.171	7		1:36.671	21.064	46.288	29.319	229.7	17:37:22.392
8		4:09.477	2:51.556	47.753	30.168	227.3	17:41:40.648	8		1:45.554 P	21.072	46.349	38.133	230.2	17:39:07.946
9		1:36.651	21.256	46.195	29.200	230.7	17:43:17.299	9		4:34.717	3:14.029	49.502	31.186	214.2	17:43:42.663
10		1:33.702	20.199	45.430	28.073	231.7	17:44:51.001	10		1:37.630	21.584	46.456	29.590	226.8	17:45:20.293
11		1:33.455	20.082	45.447	27.926	231.7	17:46:24.456	11		1:36.705	21.117	46.215	29.373	227.8	17:46:56.998
12		1:32.955	19.983	45.203	27.769	231.7	17:47:57.411	12		1:36.242	20.997	46.076	29.169	228.3	17:48:33.240
13		1:33.263	19.985	45.260	28.018	233.7	17:49:30.674	13		1:36.160	20.976	46.015	29.169	228.8	17:50:09.400
14		1:38.620	20.324	48.670	29.626	220.8	17:51:09.294	14		1:35.916	20.886	46.106	28.924	227.8	17:51:45.316
15		1:33.420	20.127	45.395	27.898	230.2	17:52:42.714	15		1:35.746	20.792	45.996	28.958	227.8	17:53:21.062
16		1:46.239 P	21.174	47.927	37.138	232.2	17:54:28.953	16		1:36.148	20.883	46.190	29.075	227.8	17:54:57.210
17								17		1:46.423 P	21.041	47.651	37.731	227.3	17:56:43.633

63

Nicolai Kjaergaard

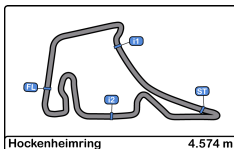
R

Dallara F317 Spiess

Carlin Motorsport

Lap	D	Time	Sector 1	Sector 2	Sector 3	T. Spd	Elapsed
1		17:27:02.890	17:25:37.969	53.041	31.880	197.4	17:27:02.890
2		1:40.250	22.523	48.860	28.867	197.4	17:28:43.140
3		1:34.820	20.760	45.931	28.129	228.8	17:30:17.960
4		1:33.793	20.104	45.795	27.894	229.2	17:31:51.753
5		1:33.784	20.007	45.747	28.030	230.7	17:33:25.537
6		1:37.846	22.475	46.806	28.565	229.7	17:35:03.383
7		1:34.309	20.140	45.958	28.211	230.2	17:36:37.692
8		1:43.053 P	20.379	46.265	36.409	229.2	17:38:20.745
9		8:16.900	6:58.656	48.441	29.803	213.8	17:46:37.645
10		1:34.937	20.340	46.114	28.483	229.7	17:48:12.582
11		1:34.252	20.257	45.779	28.216	230.2	17:49:46.834
12		1:33.922	20.264	45.590	28.068	230.7	17:51:20.756
13		1:34.242	20.146	45.918	28.178	230.2	17:52:54.998
14		1:34.022	20.183	45.697	28.142	229.7	17:54:29.020
15		1:45.064 P	22.007	46.609	36.448	229.2	17:56:14.084



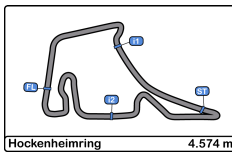


Hockenheimring
Euroformula Open
Free Practice - 3
Best Sectors Results



Sector - 1				Sector - 2				Sector - 3				Ideal Lap vs Best Lap				
Clas	Nº	Driver	Time	Nº	Driver	Time	Nº	Driver	Time	Clas	Nº	Driver	Ideal Lap	Best Lap	Clas	
1	26	Linus Lundqvist	19.912	7	Jack Doohan	45.068	26	Linus Lundqvist	27.625	1	26	Linus Lundqvist	1:32.739	1:32.937	3	
2	30	Liam Lawson	19.957	30	Liam Lawson	45.110	7	Jack Doohan	27.667	2	7	Jack Doohan	1:32.742	1:32.742	1	
3	51	Aldo Festante	19.983	26	Linus Lundqvist	45.202	30	Liam Lawson	27.710	3	30	Liam Lawson	1:32.777	1:32.855	2	
4	8	Lukas Dunner	19.997	51	Aldo Festante	45.203	8	Lukas Dunner	27.736	4	51	Aldo Festante	1:32.955	1:32.955	4	
5	7	Jack Doohan	20.007	14	Yuki Tsunoda	45.217	51	Aldo Festante	27.769	5	8	Lukas Dunner	1:32.997	1:33.109	5	
6	63	Nicolai Kjaergaard	20.007	8	Lukas Dunner	45.264	18	Julian Hanses	27.774	6	14	Yuki Tsunoda	1:33.163	1:33.163	6	
7	18	Julian Hanses	20.009	20	Cameron Das	45.298	77	Guilherme Samaia	27.787	7	18	Julian Hanses	1:33.248	1:33.329	7	
8	12	Christian Hahn	20.012	21	Calan Williams	45.365	12	Christian Hahn	27.861	8	77	Guilherme Samaia	1:33.424	1:33.561	8	
9	14	Yuki Tsunoda	20.021	18	Julian Hanses	45.465	63	Nicolai Kjaergaard	27.894	9	63	Nicolai Kjaergaard	1:33.491	1:33.784	12	
10	11	Teppei Natori	20.083	77	Guilherme Samaia	45.512	14	Yuki Tsunoda	27.925	10	12	Christian Hahn	1:33.566	1:34.032	15	
11	33	Marino Sato	20.119	33	Marino Sato	45.543	33	Marino Sato	27.958	11	33	Marino Sato	1:33.620	1:33.634	9	
12	77	Guilherme Samaia	20.125	11	Teppei Natori	45.561	11	Teppei Natori	28.019	12	11	Teppei Natori	1:33.663	1:33.759	11	
13	31	Billy Monger	20.142	63	Nicolai Kjaergaard	45.590	31	Billy Monger	28.034	13	20	Cameron Das	1:33.699	1:33.748	10	
14	20	Cameron Das	20.284	31	Billy Monger	45.623	20	Cameron Das	28.117	14	31	Billy Monger	1:33.799	1:33.944	14	
15	21	Calan Williams	20.339	12	Christian Hahn	45.693	21	Calan Williams	28.154	15	21	Calan Williams	1:33.858	1:33.917	13	
16	99	Rui Andrade	20.792	99	Rui Andrade	45.996	99	Rui Andrade	28.924	16	99	Rui Andrade	1:35.712	1:35.746	16	



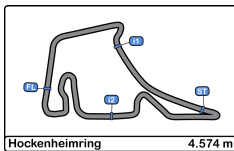


Hockenheimring
Euroformula Open
Free Practice - 3
Best 5 Lap Times



Cls	Nº	Entrant	Nat	Driver	Nat	Cat	Cls	Chassis - Engine	Team	Best 1		Best 2		Best 3		Best 4		Best 5	
										Time	Lap	Time	Lap	Time	Lap	Time	Lap	Time	Lap
1	7	Double R	GBR	Jack Doohan	AUS	R	1	Dallara F317 HWA	Double R	1:32.742	16	1:33.104	14	1:33.264	7	1:33.520	9	1:33.585	8
2	30	Team Motopark	DEU	Liam Lawson	NZL	R	2	Dallara F317 Spiess	Team Motopark	1:32.855	14	1:32.967	11	1:33.176	10	1:33.641	9	1:34.221	5
3	26	Double R	GBR	Linus Lundqvist	SWE	R	3	Dallara F317 HWA	Double R	1:32.937	12	1:33.045	15	1:33.354	11	1:34.227	8	1:34.487	7
4	51	Teo Martin Motorsport	ESP	Aldo Festante	ITA			Dallara F317 HWA	Teo Martin Motorsport	1:32.955	12	1:33.263	13	1:33.420	15	1:33.455	11	1:33.702	10
5	8	Teo Martin Motorsport	ESP	Lukas Dunner	AUT			Dallara F317 HWA	Teo Martin Motorsport	1:33.109	13	1:33.203	11	1:33.548	14	1:33.598	16	1:33.628	10
6	14	Team Motopark	DEU	Yuki Tsunoda	JPN	R	4	Dallara F317 Spiess	Team Motopark	1:33.163	12	1:33.388	11	1:34.160	6	1:34.202	5	1:34.317	4
7	18	Team Motopark	DEU	Julian Hanses	DEU			Dallara F317 Spiess	Team Motopark	1:33.329	12	1:33.449	11	1:33.912	13	1:34.145	10	1:34.531	15
8	77	Teo Martin Motorsport	ESP	Guilherme Samaia	BRA			Dallara F317 HWA	Teo Martin Motorsport	1:33.561	9	1:33.617	10	1:33.923	14	1:33.969	12	1:34.059	13
9	33	Team Motopark	DEU	Marino Sato	JPN			Dallara F317 Spiess	Team Motopark	1:33.634	16	1:33.826	15	1:34.082	12	1:34.168	14	1:34.584	11
10	20	Fortec Motorsport	GBR	Cameron Das	USA			Dallara F317 HWA	Fortec Motorsport	1:33.748	9	1:33.882	11	1:34.056	8	1:34.103	12	1:34.103	13
11	11	Carlin Motorsport	GBR	Teppei Natori	JPN	R	5	Dallara F317 Spiess	Carlin Motorsport	1:33.759	6	1:33.901	14	1:33.924	15	1:34.050	5	1:34.097	10
12	63	Carlin Motorsport	GBR	Nicolai Kjaergaard	DNK	R	6	Dallara F317 Spiess	Carlin Motorsport	1:33.784	5	1:33.793	4	1:33.922	12	1:34.022	14	1:34.242	13
13	21	Fortec Motorsport	GBR	Calan Williams	AUS			Dallara F317 HWA	Fortec Motorsport	1:33.917	15	1:33.957	14	1:34.088	16	1:34.145	8	1:34.238	13
14	31	Carlin Motorsport	GBR	Billy Monger	GBR	R	7	Dallara F317 Spiess	Carlin Motorsport	1:33.944	12	1:34.015	14	1:34.117	7	1:34.184	6	1:34.213	5
15	12	Carlin Motorsport	GBR	Christian Hahn	BRA			Dallara F317 Spiess	Carlin Motorsport	1:34.032	6	1:39.920	5	1:55.909	7	2:14.622	2	2:15.500	3
16	99	Drivex School	ESP	Rui Andrade	AGO	R	8	Dallara F317 Piedrafita	Drivex School	1:35.746	15	1:35.916	14	1:36.148	16	1:36.160	13	1:36.242	12



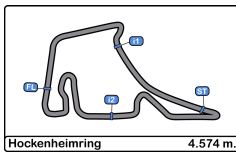


Hockenheimring
Euroformula Open
Free Practice - 3
Best 5 Top Speeds



Cls	Nº	Entrant	Nat	Driver	Nat	Cat	Cls	Chassis - Engine	Team	Top 1		Top 2		Top 3		Top 4		Top 5		Avg
										Km/h	Lap	Km/h	Lap	Km/h	Lap	Km/h	Lap	Km/h	Lap	
1	7	Double R	GBR	Jack Doohan	AUS	R	1	Dallara F317 HWA	Double R	236.3	9	236.3	10	235.8	8	235.2	7	235.2	11	235.8
2	26	Double R	GBR	Linus Lundqvist	SWE	R	2	Dallara F317 HWA	Double R	235.2	7	234.2	6	232.7	4	232.7	8	232.2	9	233.4
3	30	Team Motopark	DEU	Liam Lawson	NZL	R	3	Dallara F317 Spiess	Team Motopark	235.2	6	234.2	4	234.2	10	234.2	11	234.2	15	234.4
4	14	Team Motopark	DEU	Yuki Tsunoda	JPN	R	4	Dallara F317 Spiess	Team Motopark	234.7	6	234.7	7	233.7	12	233.2	4	233.2	5	233.9
5	33	Team Motopark	DEU	Marino Sato	JPN			Dallara F317 Spiess	Team Motopark	234.7	13	230.7	3	230.7	8	230.7	15	230.2	5	231.4
6	18	Team Motopark	DEU	Julian Hanses	DEU			Dallara F317 Spiess	Team Motopark	233.7	5	233.7	13	233.2	12	233.2	16	232.7	15	233.3
7	21	Fortec Motorsport	GBR	Calan Williams	AUS			Dallara F317 HWA	Fortec Motorsport	233.7	3	233.7	6	231.7	5	231.7	10	231.7	14	232.5
8	51	Teo Martin Motorsport	ESP	Aldo Festante	ITA			Dallara F317 HWA	Teo Martin Motorsport	233.7	6	233.7	13	233.2	7	232.2	5	232.2	16	233.0
9	8	Teo Martin Motorsport	ESP	Lukas Dunner	AUT			Dallara F317 HWA	Teo Martin Motorsport	231.7	15	231.2	14	230.7	13	230.7	17	230.2	10	230.9
10	20	Fortec Motorsport	GBR	Cameron Das	USA			Dallara F317 HWA	Fortec Motorsport	231.7	4	230.2	9	229.2	5	229.2	11	229.2	12	229.9
11	31	Carlin Motorsport	GBR	Billy Monger	GBR	R	5	Dallara F317 Spiess	Carlin Motorsport	230.7	5	230.7	6	230.7	13	230.2	9	230.2	12	230.5
12	63	Carlin Motorsport	GBR	Nicolai Kjaergaard	DNK	R	6	Dallara F317 Spiess	Carlin Motorsport	230.7	5	230.7	12	230.2	7	230.2	11	230.2	13	230.4
13	11	Carlin Motorsport	GBR	Teppei Natori	JPN	R	7	Dallara F317 Spiess	Carlin Motorsport	230.2	6	230.2	15	229.7	5	229.7	10	229.7	11	229.9
14	12	Carlin Motorsport	GBR	Christian Hahn	BRA			Dallara F317 Spiess	Carlin Motorsport	230.2	6	228.8	7	227.3	2	226.8	3	219.0	1	226.4
15	77	Teo Martin Motorsport	ESP	Guilherme Samaia	BRA			Dallara F317 HWA	Teo Martin Motorsport	230.2	9	230.2	10	228.8	8	228.3	3	228.3	12	229.2
16	99	Drivex School	ESP	Rui Andrade	AGO	R	8	Dallara F317 Piedrafita	Drivex School	230.2	6	230.2	8	229.7	7	228.8	5	228.8	13	229.5



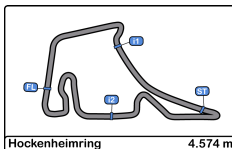


Hockenheimring
Euroformula Open
Free Practice - 3
Fastest Laps Sequence



Lap	Time of Day	Session Time	Nº	Entrant	Nat	Driver	Nat	Cat	Chassis - Engine	Team	Time	Km/h
2	17:28:37.793	17:28:37.793	8	Teo Martin Motorsport	ESP	Lukas Dunner	AUT		Dallara F317 HWA	Teo Martin Motorsport	1:37.757	168.4
3	17:30:12.822	12,822	8	Teo Martin Motorsport	ESP	Lukas Dunner	AUT		Dallara F317 HWA	Teo Martin Motorsport	1:35.029	173.2
3	17:30:17.960	17,960	63	Carlin Motorsport	GBR	Nicolai Kjaergaard	DNK	R	Dallara F317 Spiess	Carlin Motorsport	1:34.820	173.6
4	17:31:51.753	1:51.753	63	Carlin Motorsport	GBR	Nicolai Kjaergaard	DNK	R	Dallara F317 Spiess	Carlin Motorsport	1:33.793	175.5
5	17:33:25.537	3:25.537	63	Carlin Motorsport	GBR	Nicolai Kjaergaard	DNK	R	Dallara F317 Spiess	Carlin Motorsport	1:33.784	175.5
6	17:35:05.824	5:05.824	11	Carlin Motorsport	GBR	Teppei Natori	JPN	R	Dallara F317 Spiess	Carlin Motorsport	1:33.759	175.6
7	17:37:11.973	7:11.973	7	Double R	GBR	Jack Doohan	AUS	R	Dallara F317 HWA	Double R	1:33.264	176.5
11	17:46:14.176	16:14.176	8	Teo Martin Motorsport	ESP	Lukas Dunner	AUT		Dallara F317 HWA	Teo Martin Motorsport	1:33.203	176.6
12	17:47:57.411	17:57.411	51	Teo Martin Motorsport	ESP	Aldo Festante	ITA		Dallara F317 HWA	Teo Martin Motorsport	1:32.955	177.1
12	17:50:26.590	20:26.590	26	Double R	GBR	Linus Lundqvist	SWE	R	Dallara F317 HWA	Double R	1:32.937	177.1
14	17:55:21.368	25:21.368	30	Team Motopark	DEU	Liam Lawson	NZL	R	Dallara F317 Spiess	Team Motopark	1:32.855	177.3
16	17:55:25.473	25:25.473	7	Double R	GBR	Jack Doohan	AUS	R	Dallara F317 HWA	Double R	1:32.742	177.5



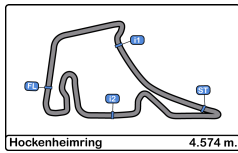


Hockenheimring
Euroformula Open
Free Practice - 3
Event Best Maximum Speed



Nº	Entrant	Nat	Driver	Nat	Cat	Clas	Chassis - Engine	Team	Km/h	Session
20	Fortec Motorsport		Cameron Das				Dallara F317 HWA	Fortec Motorsport	237.8	Free Practice - 2
7	Double R		Jack Doohan		R	1	Dallara F317 HWA	Double R	237.3	Free Practice - 1
30	Team Motopark		Liam Lawson		R	2	Dallara F317 Spiess	Team Motopark	236.8	Free Practice - 2
18	Team Motopark		Julian Hanses				Dallara F317 Spiess	Team Motopark	236.8	Free Practice - 2
33	Team Motopark		Marino Sato				Dallara F317 Spiess	Team Motopark	236.8	Free Practice - 2
51	Teo Martin		Aldo Festante				Dallara F317 HWA	Teo Martin	236.3	Free Practice - 2
14	Team Motopark		Yuki Tsunoda		R	3	Dallara F317 Spiess	Team Motopark	235.8	Free Practice - 2
31	Carlin Motorsport		Billy Monger		R	4	Dallara F317 Spiess	Carlin Motorsport	235.8	Free Practice - 2
63	Carlin Motorsport		Nicolai Kjaergaard		R	5	Dallara F317 Spiess	Carlin Motorsport	235.2	Free Practice - 2
21	Fortec Motorsport		Calan Williams				Dallara F317 HWA	Fortec Motorsport	235.2	Free Practice - 2
8	Teo Martin		Lukas Dunner				Dallara F317 HWA	Teo Martin	235.2	Free Practice - 2
26	Double R		Linus Lundqvist		R	6	Dallara F317 HWA	Double R	235.2	Free Practice - 2
11	Carlin Motorsport		Teppei Natori		R	7	Dallara F317 Spiess	Carlin Motorsport	235.2	Free Practice - 2
12	Carlin Motorsport		Christian Hahn				Dallara F317 Spiess	Carlin Motorsport	234.7	Free Practice - 2
77	Teo Martin		Guilherme Samaia				Dallara F317 HWA	Teo Martin	234.2	Free Practice - 2
99	Drivex School		Rui Andrade		R	8	Dallara F317 Piedrafita	Drivex School	231.7	Free Practice - 2





Hockenheimring
Euroformula Open
Free Practice - 3
Pit Stop Analysis



7 Jack Doohan R Double R
 Dallara F317 HWA

Nr.	In Day Time	In Time	Out Time	Pit Time	T. Pit Time	Handicap	Penalty
1	17:43:35.149	17:43:35.149	17:47:15.565	3:40.416	3:40.416		

8 Lukas Dunner Teo Martin Motorsport
 Dallara F317 HWA

Nr.	In Day Time	In Time	Out Time	Pit Time	T. Pit Time	Handicap	Penalty
1	17:36:37.494	17:36:37.494	17:39:48.354	3:10.860	3:10.860		

11 Teppei Natori R Carlin Motorsport
 Dallara F317 Spiess

Nr.	In Day Time	In Time	Out Time	Pit Time	T. Pit Time	Handicap	Penalty
1	17:45:05.134	17:45:05.134	17:49:21.489	4:16.355	4:16.355		

12 Christian Hahn Carlin Motorsport
 Dallara F317 Spiess

Nr.	In Day Time	In Time	Out Time	Pit Time	T. Pit Time	Handicap	Penalty
1	17:27:00.355	17:27:00.355	17:27:23.384	23.029	23.029		
2	17:29:15.057	17:29:15.057	17:29:37.380	22.323	45.352		
3	17:31:30.564	17:31:30.564	17:33:29.493	1:58.929	2:44.281		

14 Yuki Tsunoda R Team Motopark
 Dallara F317 Spiess

Nr.	In Day Time	In Time	Out Time	Pit Time	T. Pit Time	Handicap	Penalty
1	17:27:21.590	17:27:21.590	17:27:54.390	32.800	32.800		
2	17:37:36.221	17:37:36.221	17:43:49.387	6:13.166	6:45.966		

18 Julian Hanses Team Motopark
 Dallara F317 Spiess

Nr.	In Day Time	In Time	Out Time	Pit Time	T. Pit Time	Handicap	Penalty
1	17:37:10.722	17:37:10.722	17:42:20.148	5:09.426	5:09.426		

20 Cameron Das Fortec Motorsport
 Dallara F317 HWA

Nr.	In Day Time	In Time	Out Time	Pit Time	T. Pit Time	Handicap	Penalty
1	17:33:55.103	17:33:55.103	17:43:09.214	9:14.111	9:14.111		

21 Calan Williams Fortec Motorsport
 Dallara F317 HWA

Nr.	In Day Time	In Time	Out Time	Pit Time	T. Pit Time	Handicap	Penalty
1	17:42:04.388	17:42:04.388	17:44:54.304	2:49.916	2:49.916		

26 Linus Lundqvist R Double R
 Dallara F317 HWA

Nr.	In Day Time	In Time	Out Time	Pit Time	T. Pit Time	Handicap	Penalty
1	17:40:27.526	17:40:27.526	17:45:43.095	5:15.569	5:15.569		

30 Liam Lawson R Team Motopark
 Dallara F317 Spiess

Nr.	In Day Time	In Time	Out Time	Pit Time	T. Pit Time	Handicap	Penalty
1	17:28:07.086	17:28:07.086	17:31:02.228	2:55.142	2:55.142		
2	17:39:05.616	17:39:05.616	17:42:31.949	3:26.333	6:21.475		

31 Billy Monger R Carlin Motorsport
 Dallara F317 Spiess

Nr.	In Day Time	In Time	Out Time	Pit Time	T. Pit Time	Handicap	Penalty
1	17:40:13.673	17:40:13.673	17:47:41.605	7:27.932	7:27.932		

33 Marino Sato Team Motopark
 Dallara F317 Spiess

Nr.	In Day Time	In Time	Out Time	Pit Time	T. Pit Time	Handicap	Penalty
1	17:38:41.165	17:38:41.165	17:42:36.247	3:55.082	3:55.082		

51 Aldo Festante Teo Martin Motorsport
 Dallara F317 HWA

Nr.	In Day Time	In Time	Out Time	Pit Time	T. Pit Time	Handicap	Penalty
1	17:27:11.004	17:27:11.004	17:27:38.974	27.970	27.970		
2	17:37:27.556	17:37:27.556	17:40:00.717	2:33.161	3:01.131		

63 Nicolai Kjaergaard R Carlin Motorsport
 Dallara F317 Spiess

Nr.	In Day Time	In Time	Out Time	Pit Time	T. Pit Time	Handicap	Penalty
1	17:38:16.931	17:38:16.931	17:44:57.579	6:40.648	6:40.648		

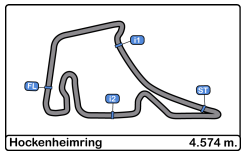
77 Guilherme Samaia Teo Martin Motorsport
 Dallara F317 HWA

Nr.	In Day Time	In Time	Out Time	Pit Time	T. Pit Time	Handicap	Penalty
1	17:32:51.798	17:32:51.798	17:39:36.799	6:45.001	6:45.001		

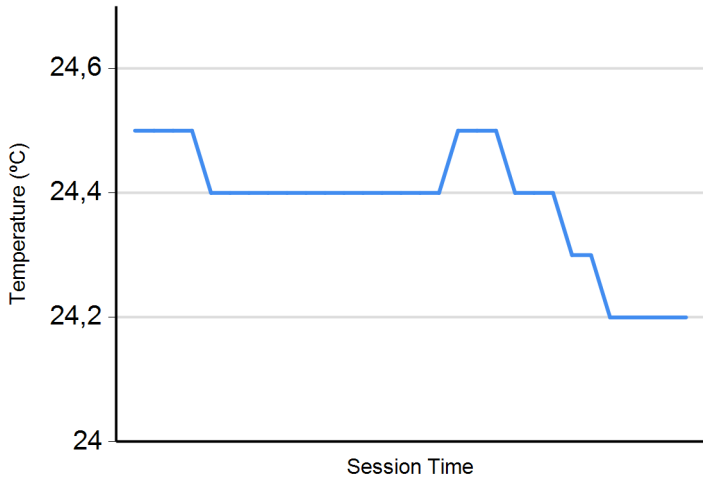
99 Rui Andrade R Drivex School
 Dallara F317 Piedrafita

Nr.	In Day Time	In Time	Out Time	Pit Time	T. Pit Time	Handicap	Penalty
1	17:39:03.646	17:39:03.646	17:41:58.829	2:55.183	2:55.183		

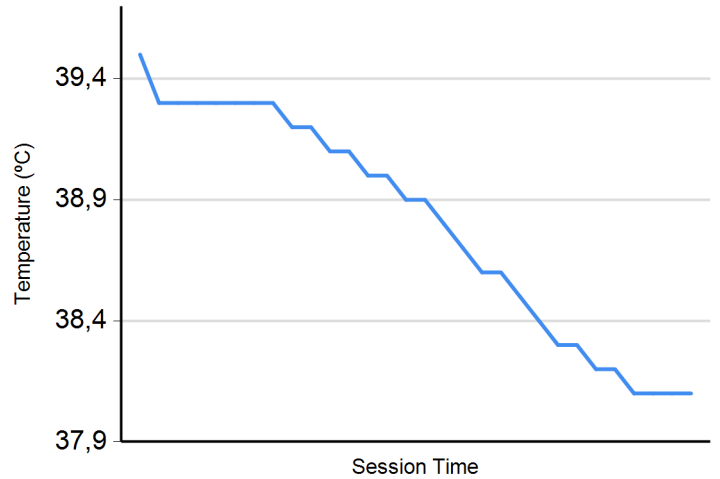




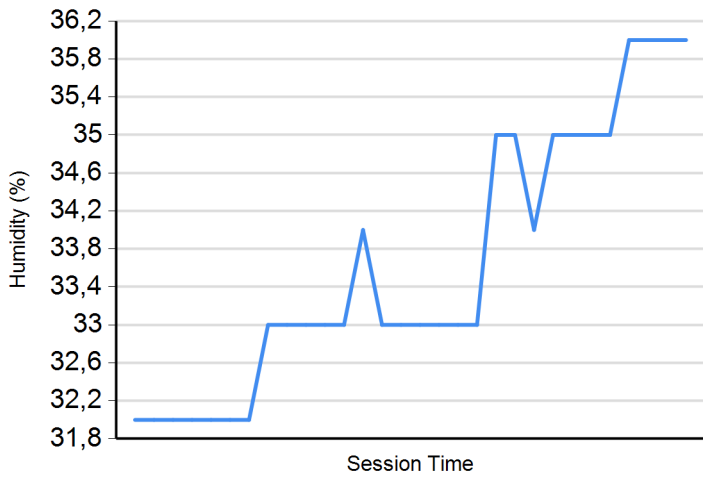
Air Temperature



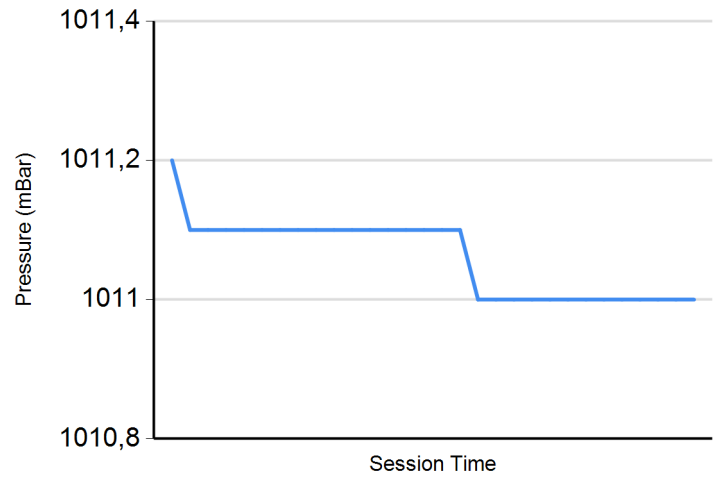
Track Temperature



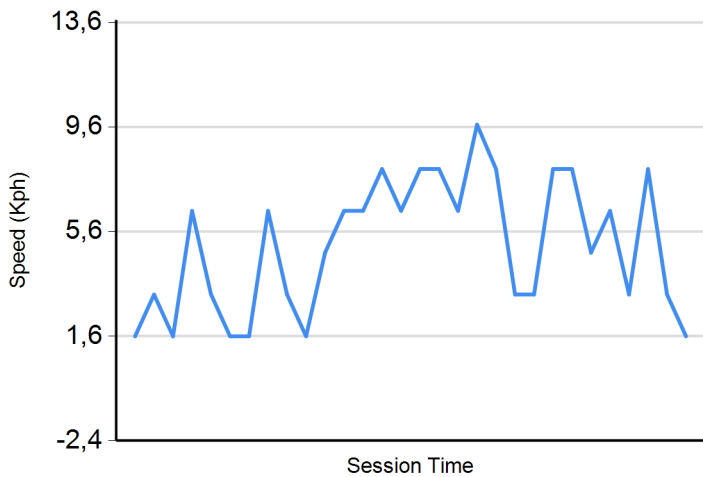
Humidity



Pressure

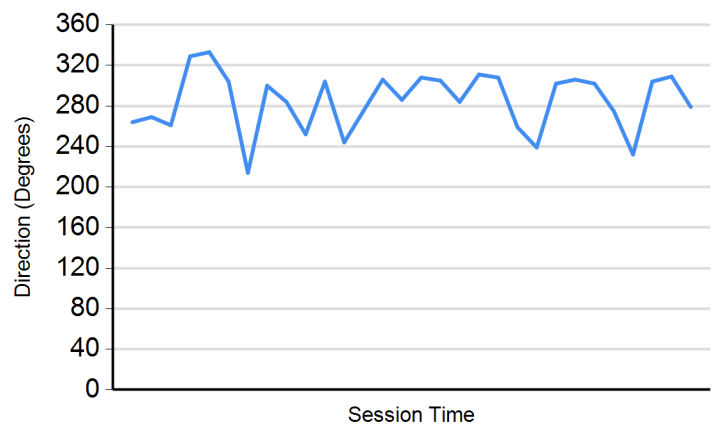


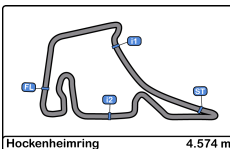
Wind Speed



Wind direction

North = 0°/360° Est = 90° South = 180° West = 270°





Hockenheimring
Euroformula Open
Free Practice - 1 + 2 + 3
Results



Cls	Nº	Entrant	Nat	Driver	Nat	Cat	Cls	Chassis - Engine	Team	Laps	Free Practice - 1	Free Practice - 2	Free Practice - 3	Best	Gap	Interval	Km/h	
1	7	Double R	GB	Jack Doohan	AU	R	1	Dallara F317 HWA	Double R	51	1:33.963	16	1:33.200	16	1:32.742		177.5	
2	30	Team Motopark	DE	Liam Lawson	NZ	R	2	Dallara F317 Spiess	Team Motopark	47	1:34.097	12	1:33.506	18	1:32.855	0.113	0.113	177.3
3	26	Double R	GB	Linus Lundqvist	SE	R	3	Dallara F317 HWA	Double R	47	1:33.817	14	1:33.163	15	1:32.937	0.195	0.082	177.1
4	51	Teo Martin Motorsport	ES	Aldo Festante	ITA			Dallara F317 HWA	Teo Martin Motorsport	43	1:34.868	10	1:33.323	11	1:32.955	0.213	0.018	177.1
5	8	Teo Martin Motorsport	ES	Lukas Dunner	AU			Dallara F317 HWA	Teo Martin Motorsport	48	1:33.783	12	1:33.805	15	1:33.109	0.367	0.154	176.8
6	14	Team Motopark	DE	Yuki Tsunoda	JP	R	4	Dallara F317 Spiess	Team Motopark	37	1:35.226	5	1:33.745	16	1:33.163	0.421	0.054	176.7
7	18	Team Motopark	DE	Julian Hanes	DE			Dallara F317 Spiess	Team Motopark	51	1:34.404	6	1:33.851	13	1:33.329	0.587	0.166	176.4
8	77	Teo Martin Motorsport	ES	Guilherme Samaia	BR			Dallara F317 HWA	Teo Martin Motorsport	47	1:34.783	13	1:33.875	14	1:33.561	0.819	0.232	175.9
9	33	Team Motopark	DE	Marino Sato	JP			Dallara F317 Spiess	Team Motopark	45	1:34.675	10	1:34.167	16	1:33.634	0.892	0.073	175.8
10	12	Carlin Motorsport	GB	Christian Hahn	BR			Dallara F317 Spiess	Carlin Motorsport	37	1:34.051	15	1:33.727	7	1:34.032	0.985	0.093	175.6
11	20	Fortec Motorsport	GB	Cameron Das	US			Dallara F317 HWA	Fortec Motorsport	47	1:34.531	16	1:33.870	5	1:33.748	1.006	0.021	175.6
12	11	Carlin Motorsport	GB	Teppei Natori	JP	R	5	Dallara F317 Spiess	Carlin Motorsport	48	1:34.402	14	1:34.653	14	1:33.759	1.017	0.011	175.6
13	63	Carlin Motorsport	GB	Nicolai Kjaergaard	DN	R	6	Dallara F317 Spiess	Carlin Motorsport	43	1:34.964	12	1:34.166	12	1:33.784	1.042	0.025	175.5
14	21	Fortec Motorsport	GB	Calan Williams	AU			Dallara F317 HWA	Fortec Motorsport	53	1:34.887	13	1:34.880	14	1:33.917	1.175	0.133	175.3
15	31	Carlin Motorsport	GB	Billy Monger	GB	R	7	Dallara F317 Spiess	Carlin Motorsport	48	1:34.476	13	1:34.101	12	1:33.944	1.202	0.027	175.2
16	99	Drivex School	ES	Rui Andrade	AG	R	8	Dallara F317 Piedrafita	Drivex School	49	1:37.322	14	1:36.909	12	1:35.746	3.004	1.802	171.9

CAR 12 TIME 1:52.882 DELETED TRACK LIMITS AT T 6
 CAR 77 TIME 1:34.407 AND 1:35:309 DELETED TRACK LIMITS AT T1
 CAR 33 TIME 1:37.926 DELETED TRACK LIMITS AT T 1

Published at:.....

Stewards:	Race Director:	Timekeeper:

