

Hockenheimring
Euroformula Open
Qualifying - 1
Provisional Results



Clas	Nº	Entrant	Nat	Driver	Nat	Cat	Clas	Chassis - Engine	Team	Laps	Best	Time	Gap	Interval	Km/h
1	33	Team Motopark	DE	Marino Sato	JPN			Dallara F317 Spiess	Team Motopark	11	10	1:31.908			179.1
2	7	Double R	GB	Jack Doohan	AU	R	1	Dallara F317 HWA	Double R	14	11	1:31.984	0.076	0.076	179.0
3	30	Team Motopark	DE	Liam Lawson	NZL	R	2	Dallara F317 Spiess	Team Motopark	12	11	1:32.023	0.115	0.039	178.9
4	14	Team Motopark	DE	Yuki Tsunoda	JPN	R	3	Dallara F317 Spiess	Team Motopark	14	12	1:32.155	0.247	0.132	178.6
5	26	Double R	GB	Linus Lundqvist	SW	R	4	Dallara F317 HWA	Double R	13	10	1:32.312	0.404	0.157	178.3
6	18	Team Motopark	DE	Julian Hanes	DE			Dallara F317 Spiess	Team Motopark	14	11	1:32.377	0.469	0.065	178.2
7	12	Carlin Motorsport	GB	Christian Hahn	BR			Dallara F317 Spiess	Carlin Motorsport	14	12	1:32.538	0.630	0.161	177.9
8	51	Teo Martin Motorsport	ESP	Aldo Festante	ITA			Dallara F317 HWA	Teo Martin Motorsport	15	11	1:32.597	0.689	0.059	177.8
9	8	Teo Martin Motorsport	ESP	Lukas Dunner	AUT			Dallara F317 HWA	Teo Martin Motorsport	12	9	1:32.709	0.801	0.112	177.6
10	20	Fortec Motorsport	GB	Cameron Das	US			Dallara F317 HWA	Fortec Motorsport	13	10	1:32.718	0.810	0.009	177.5
11	11	Carlin Motorsport	GB	Teppei Natori	JPN	R	5	Dallara F317 Spiess	Carlin Motorsport	15	13	1:32.723	0.815	0.005	177.5
12	21	Fortec Motorsport	GB	Calan Williams	AU			Dallara F317 HWA	Fortec Motorsport	15	12	1:32.824	0.916	0.101	177.3
13	63	Carlin Motorsport	GB	Nicolai Kjaergaard	DN	R	6	Dallara F317 Spiess	Carlin Motorsport	15	12	1:32.829	0.921	0.005	177.3
14	77	Teo Martin Motorsport	ESP	Guilherme Samaia	BR			Dallara F317 HWA	Teo Martin Motorsport	13	10	1:32.887	0.979	0.058	177.2
15	31	Carlin Motorsport	GB	Billy Monger	GB	R	7	Dallara F317 Spiess	Carlin Motorsport	13	10	1:33.562	1.654	0.675	175.9
16	99	Drivex School	ESP	Rui Andrade	AG	R	8	Dallara F317 Piedrafita	Drivex School	14	12	1:35.892	3.984	2.330	171.7

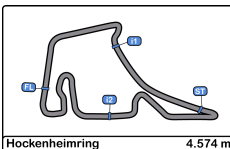
CAR 26 TIME 1:35.869 DELETED TRACK LIMITS AT T 1

Published at:.....

Track Temp: 37.8 °C Air Temp: 20.0 °C Humidity: 56 % Track Status: DRY

Stewards:	Race Director:	Timekeeper: 
-----------	----------------	--





Hockenheimring
Euroformula Open
Qualifying - 1
Provisional Results by Class



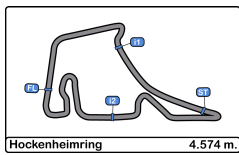
Clas	Nº	Entrant	Nat	Driver	Nat	Cat	Clas	Chassis - Engine	Team	Laps	Best	Time	Gap	Interval	Km/h
1	33	Team Motopark	DEU	Marino Sato	JPN			Dallara F317 Spiess	Team Motopark	11	10	1:31.908			179.1
2	18	Team Motopark	DEU	Julian Hanses	DEU			Dallara F317 Spiess	Team Motopark	14	11	1:32.377	0.469	0.469	178.2
3	12	Carlin Motorsport	GBR	Christian Hahn	BRA			Dallara F317 Spiess	Carlin Motorsport	14	12	1:32.538	0.630	0.161	177.9
4	51	Teo Martin	ESP	Aldo Festante	ITA			Dallara F317 HWA	Teo Martin	15	11	1:32.597	0.689	0.059	177.8
5	8	Teo Martin	ESP	Lukas Dunner	AUT			Dallara F317 HWA	Teo Martin	12	9	1:32.709	0.801	0.112	177.6
6	20	Fortec Motorsport	GBR	Cameron Das	USA			Dallara F317 HWA	Fortec Motorsport	13	10	1:32.718	0.810	0.009	177.5
7	21	Fortec Motorsport	GBR	Calan Williams	AUS			Dallara F317 HWA	Fortec Motorsport	15	12	1:32.824	0.916	0.106	177.3
8	77	Teo Martin	ESP	Guilherme Samaia	BRA			Dallara F317 HWA	Teo Martin	13	10	1:32.887	0.979	0.063	177.2
Rookie															
1	7	Double R	GBR	Jack Doohan	AUS	R	1	Dallara F317 HWA	Double R	14	11	1:31.984			179.0
2	30	Team Motopark	DEU	Liam Lawson	NZL	R	2	Dallara F317 Spiess	Team Motopark	12	11	1:32.023	0.039	0.039	178.9
3	14	Team Motopark	DEU	Yuki Tsunoda	JPN	R	3	Dallara F317 Spiess	Team Motopark	14	12	1:32.155	0.171	0.132	178.6
4	26	Double R	GBR	Linus Lundqvist	SWE	R	4	Dallara F317 HWA	Double R	13	10	1:32.312	0.328	0.157	178.3
5	11	Carlin Motorsport	GBR	Teppei Natori	JPN	R	5	Dallara F317 Spiess	Carlin Motorsport	15	13	1:32.723	0.739	0.411	177.5
6	63	Carlin Motorsport	GBR	Nicolai Kjaergaard	DNK	R	6	Dallara F317 Spiess	Carlin Motorsport	15	12	1:32.829	0.845	0.106	177.3
7	31	Carlin Motorsport	GBR	Billy Monger	GBR	R	7	Dallara F317 Spiess	Carlin Motorsport	13	10	1:33.562	1.578	0.733	175.9
8	99	Drivex School	ESP	Rui Andrade	AGO	R	8	Dallara F317 Piedrafita	Drivex School	14	12	1:35.892	3.908	2.330	171.7

Published at:.....

Track Temp: 37.8 °C Air Temp: 20.0 °C Humidity: 56 % Track Status: DRY

Stewards:	Race Director:	Timekeeper:





Hockenheimring
Euroformula Open
Qualifying - 1
Lap Analysis



7 Jack Doohan R Dallara F317 HWA **12** Christian Hahn Dallara F317 Spiess
Double R Carlin Motorsport

Lap D	Time	Sector 1	Sector 2	Sector 3	T. Spd	Elapsed	Lap D	Time	Sector 1	Sector 2	Sector 3	T. Spd	Elapsed
1	11:08:11.125	11:06:49.894	49.996	31.235	206.1	11:08:11.125	1	11:06:55.936	11:05:32.081	51.582	32.273	182.4	11:06:55.936
2	1:34.583	20.726	45.763	28.094	228.8	11:09:45.708	2	1:44.776	22.744	51.112	30.920	200.0	11:08:40.712
3	1:33.409	20.273	45.336	27.800	231.7	11:11:19.117	3	1:34.742	20.687	45.540	28.515	232.7	11:10:15.454
4	1:33.084	20.106	45.197	27.781	232.2	11:12:52.201	4	1:33.560	20.163	45.415	27.982	232.7	11:11:49.014
5	1:32.912	20.108	45.054	27.750	235.2	11:14:25.113	5	1:32.819	20.008	45.063	27.748	235.2	11:13:21.833
6	1:34.067	20.033	44.967	29.067	235.2	11:15:59.180	6	1:32.908	20.081	45.159	27.668	235.2	11:14:54.741
7	1:43.519 P	21.774	46.190	35.555	234.2	11:17:42.699	7	1:39.118 P	20.073	44.982	34.063	235.2	11:16:33.859
8	5:43.607	4:18.589	52.415	32.603	199.6	11:23:26.306	8	4:22.073	3:04.415	48.341	29.317	198.1	11:20:55.932
9	1:37.774	22.283	47.157	28.334	229.2	11:25:04.080	9	1:36.214	21.327	46.483	28.404	219.9	11:22:32.146
10	1:32.412	19.943	44.994	27.475	232.7	11:26:36.492	10	1:33.761	20.364	45.191	28.206	234.2	11:24:05.907
11	1:31.984	19.816	44.820	27.348	236.3	11:28:08.476	11	1:32.688	19.888	45.116	27.684	233.7	11:25:38.595
12	1:40.501	19.920	50.758	29.823	236.8	11:29:48.977	12	1:32.538	19.968	44.988	27.582	235.2	11:27:11.133
13	1:32.368	19.907	44.865	27.596	236.8	11:31:21.345	13	1:37.628	19.997	45.026	32.605	236.8	11:28:48.761
14	2:08.630 P	25.024	56.128	47.478	176.1	11:33:29.975	14	1:42.849 P	21.168	45.200	36.481	239.4	11:30:31.610

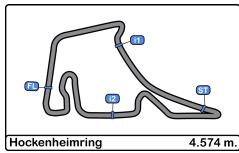
8 Lukas Dunner Dallara F317 HWA **14** Yuki Tsunoda R Dallara F317 Spiess
Teo Martin Motorsport Team Motopark

Lap D	Time	Sector 1	Sector 2	Sector 3	T. Spd	Elapsed	Lap D	Time	Sector 1	Sector 2	Sector 3	T. Spd	Elapsed
1	11:06:58.733	11:05:35.316	51.357	32.060	218.1	11:06:58.733	1	11:07:06.437	11:05:43.513	51.148	31.776	213.4	11:07:06.437
2	1:37.735	22.642	46.305	28.788	228.8	11:08:36.468	2	1:44.041	23.139	48.608	32.294	211.7	11:08:50.478
3	1:33.535	20.317	45.386	27.832	230.2	11:10:10.003	3	1:33.485	20.404	45.223	27.858	233.2	11:10:23.963
4	1:33.057	20.021	45.236	27.800	229.7	11:11:43.060	4	1:32.624	19.812	45.156	27.656	226.8	11:11:56.587
5	1:39.673 P	20.033	45.425	34.215	232.2	11:13:22.733	5	1:32.565	19.938	44.983	27.644	232.2	11:13:29.152
6	9:12.740	7:52.949	51.069	28.722	166.6	11:22:35.473	6	1:32.676	19.964	45.076	27.636	232.7	11:15:01.828
7	1:34.127	20.690	45.494	27.943	225.9	11:24:09.600	7	1:42.116 P	20.431	45.346	36.339	232.7	11:16:43.944
8	1:33.122	20.002	45.190	27.930	232.2	11:25:42.722	8	6:15.177	4:50.534	52.647	31.996	202.2	11:22:59.121
9	1:32.709	20.048	45.080	27.581	234.7	11:27:15.431	9	1:37.686	22.161	46.561	28.964	232.7	11:24:36.807
10	1:33.101	19.948	45.109	28.044	235.2	11:28:48.532	10	1:32.609	19.918	45.146	27.545	230.7	11:26:09.416
11	1:32.970	19.980	45.219	27.771	235.2	11:30:21.502	11	1:32.205	19.890	44.900	27.415	232.7	11:27:41.621
12	1:46.434 P	21.445	47.206	37.783	233.7	11:32:07.936	12	1:32.155	19.756	44.874	27.525	233.2	11:29:13.776
13	1:32.352	19.841	44.803	27.708	233.2	11:30:46.128	13	1:58.193 P	24.352	49.721	44.120	232.7	11:32:44.321

11 Teppei Natori R Dallara F317 Spiess
Carlin Motorsport

Lap D	Time	Sector 1	Sector 2	Sector 3	T. Spd	Elapsed	Lap D	Time	Sector 1	Sector 2	Sector 3	T. Spd	Elapsed
1	11:07:03.406	11:05:35.989	52.679	34.738	193.5	11:07:03.406	1	11:07:15.729	11:05:53.321	50.932	31.476	206.8	11:07:15.729
2	1:42.981	22.651	48.769	31.561	218.1	11:08:46.387	2	1:45.928	22.285	51.000	32.643	213.8	11:09:01.657
3	1:34.345	20.701	45.494	28.150	230.7	11:10:20.732	3	1:33.805	20.211	45.588	28.006	231.2	11:10:35.462
4	1:33.465	20.205	45.351	27.909	232.2	11:11:54.197	4	1:33.211	20.065	45.212	27.934	233.7	11:12:08.673
5	1:43.929	23.290	51.261	29.378	234.7	11:13:38.126	5	1:34.734	20.992	45.205	28.537	232.2	11:13:43.407
6	1:33.374	20.256	45.212	27.906	234.2	11:15:11.500	6	1:32.669	19.997	45.140	27.532	232.2	11:15:16.076
7	1:41.593 P	20.110	45.530	35.953	234.2	11:16:53.093	7	1:40.644 P	20.114	45.270	35.260	231.2	11:16:56.720
8	4:25.751	3:06.905	47.720	31.126	208.0	11:21:18.844	8	6:44.126	5:26.047	48.195	29.884	216.4	11:23:40.846
9	1:42.760	22.297	47.762	32.701	230.7	11:23:01.604	9	1:37.061	21.371	46.828	28.862	219.0	11:25:17.907
10	1:42.401	22.112	49.279	31.010	218.6	11:24:44.005	10	1:34.163	20.325	45.644	28.194	228.3	11:26:52.070
11	1:33.011	20.149	45.226	27.636	232.2	11:26:17.016	11	1:32.377	20.115	44.882	27.380	232.7	11:28:24.447
12	1:32.844	20.076	45.042	27.726	235.8	11:27:49.860	12	1:32.382	19.951	44.917	27.514	233.2	11:29:56.829
13	1:32.723	20.044	45.012	27.667	235.8	11:29:22.583	13	1:32.519	19.931	45.021	27.567	232.7	11:31:29.348
14	1:33.593	20.000	44.979	28.614	236.8	11:30:56.176	14	1:49.950 P	20.777	48.086	41.087	209.3	11:33:19.298





Hockenheimring
Euroformula Open
Qualifying - 1
Lap Analysis



51

Aldo Festante

Dallara F317 HWA

99

Rui Andrade

R

Dallara F317
Piedrafita

Teo Martin Motorsport

Drivex School

Lap	D	Time	Sector 1	Sector 2	Sector 3	T. Spd	Elapsed	Lap	D	Time	Sector 1	Sector 2	Sector 3	T. Spd	Elapsed
1		11:06:56.842	11:05:36.417	50.118	30.307	225.4	11:06:56.842	1		11:07:16.549	11:05:54.484	50.607	31.458	204.1	11:07:16.549
2		1:37.188	22.497	46.001	28.690	227.8	11:08:34.030	2		1:38.394	22.190	46.326	29.878	229.7	11:08:54.943
3		1:33.457	20.209	45.369	27.879	229.7	11:10:07.487	3		1:36.981	21.304	46.237	29.440	230.7	11:10:31.924
4		1:33.172	20.034	45.467	27.671	230.7	11:11:40.659	4		1:36.466	21.129	46.224	29.113	228.8	11:12:08.390
5		1:32.920	20.034	45.122	27.764	231.7	11:13:13.579	5		1:44.030 P	20.957	47.424	35.649	226.4	11:13:52.420
6		1:40.440 P	20.094	45.449	34.897	233.7	11:14:54.019	6		5:57.372	4:38.028	48.792	30.552	200.0	11:19:49.792
7		4:57.097	3:40.193	47.072	29.832	228.8	11:19:51.116	7		1:36.726	21.427	46.098	29.201	229.7	11:21:26.518
8		1:52.963	21.268	59.272	32.423	235.2	11:21:44.079	8		1:36.893	21.042	46.451	29.400	229.2	11:23:03.411
9		1:33.140	20.133	45.314	27.693	233.2	11:23:17.219	9		1:36.884	21.107	46.024	29.753	231.7	11:24:40.295
10		1:32.613	19.986	45.062	27.565	234.2	11:24:49.832	10		1:49.489	25.878	52.748	30.863	158.1	11:26:29.784
11		1:32.597	19.847	45.061	27.689	234.2	11:26:22.429	11		1:35.996	21.005	46.006	28.985	231.7	11:28:05.780
12		1:39.727	20.023	49.483	30.221	236.3	11:28:02.156	12		1:35.892	21.066	46.066	28.760	231.7	11:29:41.672
13		1:32.931	20.021	45.201	27.709	235.2	11:29:35.087	13		1:36.037	20.954	45.994	29.089	234.2	11:31:17.709
14		1:33.037	19.968	45.148	27.921	236.8	11:31:08.124	14		1:53.547 P	24.573	50.099	38.875	193.2	11:33:11.256
15		1:48.365 P	21.460	45.544	41.361	233.7	11:32:56.489								

63

Nicolai Kjaergaard

R

Dallara F317 Spiess

Carlin Motorsport

Lap	D	Time	Sector 1	Sector 2	Sector 3	T. Spd	Elapsed
1		11:07:00.717	11:05:34.194	53.381	33.142	191.1	11:07:00.717
2		1:44.106	22.667	50.282	31.157	198.1	11:08:44.823
3		1:34.373	20.623	45.568	28.182	230.7	11:10:19.196
4		1:33.500	20.237	45.338	27.925	232.7	11:11:52.696
5		1:34.960	20.072	45.390	29.498	233.7	11:13:27.656
6		1:32.936	20.153	45.022	27.761	234.7	11:15:00.592
7		1:44.279 P	20.610	45.422	38.247	233.7	11:16:44.871
8		4:13.410	2:54.761	48.749	29.900	195.2	11:20:58.281
9		1:35.871	20.998	46.458	28.415	234.7	11:22:34.152
10		1:33.576	20.236	45.218	28.122	234.2	11:24:07.728
11		1:32.866	20.025	45.095	27.746	233.2	11:25:40.594
12		1:32.829	20.043	45.033	27.753	235.2	11:27:13.423
13		1:32.833	20.027	44.980	27.826	236.8	11:28:46.256
14		1:32.914	20.023	45.217	27.674	234.7	11:30:19.170
15		1:47.824 P	22.769	47.144	37.911	224.0	11:32:06.994

77

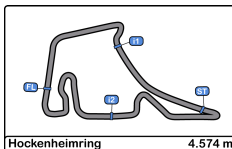
Guilherme Samaia

Dallara F317 HWA

Teo Martin Motorsport

Lap	D	Time	Sector 1	Sector 2	Sector 3	T. Spd	Elapsed
1		11:07:10.477	11:05:47.732	50.864	31.881	188.8	11:07:10.477
2		1:42.564	22.900	48.847	30.817	190.8	11:08:53.041
3		1:34.304	20.607	45.708	27.989	229.7	11:10:27.345
4		1:33.170	20.138	45.286	27.746	231.2	11:12:00.515
5		1:33.177	20.303	45.182	27.692	233.2	11:13:33.692
6		1:32.942	20.242	45.082	27.618	230.7	11:15:06.634
7		1:40.263 P	20.527	45.540	34.196	231.7	11:16:46.897
8		6:12.720	4:48.440	52.302	31.978	205.7	11:22:59.617
9		1:38.319	22.548	47.005	28.766	231.2	11:24:37.936
10		1:32.887	20.173	45.136	27.578	231.7	11:26:10.823
11		1:33.272	20.120	45.199	27.953	233.2	11:27:44.095
12		1:55.925	28.176	58.360	29.389	207.6	11:29:40.020
13		1:54.039 P	21.451	46.505	46.083	230.7	11:31:34.059



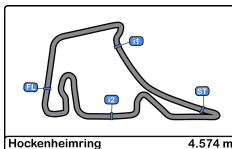


Hockenheimring
Euroformula Open
Qualifying - 1
Best Sectors Results



Sector - 1				Sector - 2				Sector - 3				Ideal Lap vs Best Lap				
Clas	Nº	Driver	Time	Nº	Driver	Time	Nº	Driver	Time	Clas	Nº	Driver	Ideal Lap	Best Lap	Clas	
1	33	Marino Sato	19.677	30	Liam Lawson	44.776	7	Jack Doohan	27.348	1	33	Marino Sato	1:31.908	1:31.908	1	
2	14	Yuki Tsunoda	19.756	14	Yuki Tsunoda	44.803	30	Liam Lawson	27.367	2	30	Liam Lawson	1:31.939	1:32.023	3	
3	30	Liam Lawson	19.796	7	Jack Doohan	44.820	18	Julian Hanses	27.380	3	14	Yuki Tsunoda	1:31.974	1:32.155	4	
4	26	Linus Lundqvist	19.803	33	Marino Sato	44.830	33	Marino Sato	27.401	4	7	Jack Doohan	1:31.984	1:31.984	2	
5	7	Jack Doohan	19.816	18	Julian Hanses	44.882	14	Yuki Tsunoda	27.415	5	18	Julian Hanses	1:32.193	1:32.377	6	
6	51	Aldo Festante	19.847	26	Linus Lundqvist	44.884	26	Linus Lundqvist	27.512	6	26	Linus Lundqvist	1:32.199	1:32.312	5	
7	12	Christian Hahn	19.888	21	Calan Williams	44.895	51	Aldo Festante	27.565	7	12	Christian Hahn	1:32.452	1:32.538	7	
8	18	Julian Hanses	19.931	20	Cameron Das	44.924	77	Guilherme Samaia	27.578	8	51	Aldo Festante	1:32.473	1:32.597	8	
9	8	Lukas Dunner	19.948	11	Teppei Natori	44.979	8	Lukas Dunner	27.581	9	8	Lukas Dunner	1:32.609	1:32.709	9	
10	11	Teppei Natori	20.000	63	Nicolai Kjaergaard	44.980	12	Christian Hahn	27.582	10	11	Teppei Natori	1:32.615	1:32.723	11	
11	20	Cameron Das	20.020	12	Christian Hahn	44.982	11	Teppei Natori	27.636	11	20	Cameron Das	1:32.661	1:32.718	10	
12	63	Nicolai Kjaergaard	20.023	51	Aldo Festante	45.061	63	Nicolai Kjaergaard	27.674	12	63	Nicolai Kjaergaard	1:32.677	1:32.829	13	
13	21	Calan Williams	20.074	8	Lukas Dunner	45.080	20	Cameron Das	27.717	13	77	Guilherme Samaia	1:32.780	1:32.887	14	
14	77	Guilherme Samaia	20.120	77	Guilherme Samaia	45.082	31	Billy Monger	27.736	14	21	Calan Williams	1:32.796	1:32.824	12	
15	31	Billy Monger	20.120	31	Billy Monger	45.310	21	Calan Williams	27.827	15	31	Billy Monger	1:33.166	1:33.562	15	
16	99	Rui Andrade	20.954	99	Rui Andrade	45.994	99	Rui Andrade	28.760	16	99	Rui Andrade	1:35.708	1:35.892	16	



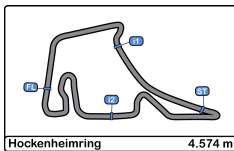


Hockenheimring
Euroformula Open
Qualifying - 1
Best 5 Lap Times



Cls	Nº	Entrant	Nat	Driver	Nat	Cat	Cls	Chassis - Engine	Team	Best 1		Best 2		Best 3		Best 4		Best 5	
										Time	Lap	Time	Lap	Time	Lap	Time	Lap	Time	Lap
1	33	Team Motopark	DEU	Marino Sato	JPN			Dallara F317 Spiess	Team Motopark	1:31.908	10	1:32.165	8	1:32.576	9	1:32.622	4	1:32.944	3
2	7	Double R	GBR	Jack Doohan	AUS	R	1	Dallara F317 HWA	Double R	1:31.984	11	1:32.368	13	1:32.412	10	1:32.912	5	1:33.084	4
3	30	Team Motopark	DEU	Liam Lawson	NZL	R	2	Dallara F317 Spiess	Team Motopark	1:32.023	11	1:32.042	10	1:32.400	4	1:32.474	9	1:32.625	5
4	14	Team Motopark	DEU	Yuki Tsunoda	JPN	R	3	Dallara F317 Spiess	Team Motopark	1:32.155	12	1:32.205	11	1:32.352	13	1:32.565	5	1:32.609	10
5	26	Double R	GBR	Linus Lundqvist	SWE	R	4	Dallara F317 HWA	Double R	1:32.312	10	1:32.337	11	1:32.514	12	1:32.533	9	1:32.900	5
6	18	Team Motopark	DEU	Julian Hanses	DEU			Dallara F317 Spiess	Team Motopark	1:32.377	11	1:32.382	12	1:32.519	13	1:32.669	6	1:33.211	4
7	12	Carlin Motorsport	GBR	Christian Hahn	BRA			Dallara F317 Spiess	Carlin Motorsport	1:32.538	12	1:32.688	11	1:32.819	5	1:32.908	6	1:33.560	4
8	51	Teo Martin Motorsport	ESP	Aldo Festante	ITA			Dallara F317 HWA	Teo Martin Motorsport	1:32.597	11	1:32.613	10	1:32.920	5	1:32.931	13	1:33.037	14
9	8	Teo Martin Motorsport	ESP	Lukas Dunner	AUT			Dallara F317 HWA	Teo Martin Motorsport	1:32.709	9	1:32.970	11	1:33.057	4	1:33.101	10	1:33.122	8
10	20	Fortec Motorsport	GBR	Cameron Das	USA			Dallara F317 HWA	Fortec Motorsport	1:32.718	10	1:32.935	12	1:33.054	11	1:33.399	9	1:33.491	5
11	11	Carlin Motorsport	GBR	Teppei Natori	JPN	R	5	Dallara F317 Spiess	Carlin Motorsport	1:32.723	13	1:32.844	12	1:33.011	11	1:33.374	6	1:33.465	4
12	21	Fortec Motorsport	GBR	Calan Williams	AUS			Dallara F317 HWA	Fortec Motorsport	1:32.824	12	1:32.935	14	1:32.940	13	1:33.018	7	1:33.222	6
13	63	Carlin Motorsport	GBR	Nicolai Kjaergaard	DNK	R	6	Dallara F317 Spiess	Carlin Motorsport	1:32.829	12	1:32.833	13	1:32.866	11	1:32.914	14	1:32.936	6
14	77	Teo Martin Motorsport	ESP	Guilherme Samaia	BRA			Dallara F317 HWA	Teo Martin Motorsport	1:32.887	10	1:32.942	6	1:33.170	4	1:33.177	5	1:33.272	11
15	31	Carlin Motorsport	GBR	Billy Monger	GBR	R	7	Dallara F317 Spiess	Carlin Motorsport	1:33.562	10	1:33.585	4	1:33.721	12	1:33.753	5	1:34.601	3
16	99	Drivex School	ESP	Rui Andrade	AGO	R	8	Dallara F317 Piedrafita	Drivex School	1:35.892	12	1:35.996	11	1:36.037	13	1:36.466	4	1:36.726	7



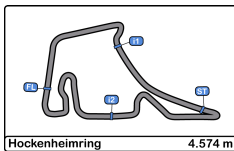


Hockenheimring
Euroformula Open
Qualifying - 1
Best 5 Top Speeds



Cls	Nº	Entrant	Nat	Driver	Nat	Cat	Cls	Chassis - Engine	Team	Top 1		Top 2		Top 3		Top 4		Top 5		Avg
										Km/h	Lap	Km/h	Lap	Km/h	Lap	Km/h	Lap	Km/h	Lap	
1	12	Carlin Motorsport	GBR	Christian Hahn	BRA			Dallara F317 Spiess	Carlin Motorsport	239.4	14	236.8	13	235.2	5	235.2	6	235.2	7	236.4
2	21	Fortec Motorsport	GBR	Calan Williams	AUS			Dallara F317 HWA	Fortec Motorsport	239.4	10	237.3	12	237.3	14	236.8	13	236.3	6	237.4
3	20	Fortec Motorsport	GBR	Cameron Das	USA			Dallara F317 HWA	Fortec Motorsport	237.3	6	234.7	10	234.2	11	234.2	12	232.7	5	234.6
4	7	Double R	GBR	Jack Doohan	AUS	R	1	Dallara F317 HWA	Double R	236.8	12	236.8	13	236.3	11	235.2	5	235.2	6	236.1
5	11	Carlin Motorsport	GBR	Teppei Natori	JPN	R	2	Dallara F317 Spiess	Carlin Motorsport	236.8	14	235.8	12	235.8	13	234.7	5	234.2	6	235.5
6	26	Double R	GBR	Linus Lundqvist	SWE	R	3	Dallara F317 HWA	Double R	236.8	12	236.3	11	235.8	10	233.7	6	233.7	9	235.3
7	51	Teo Martin Motorsport	ESP	Aldo Festante	ITA			Dallara F317 HWA	Teo Martin Motorsport	236.8	14	236.3	12	235.2	8	235.2	13	234.2	10	235.6
8	63	Carlin Motorsport	GBR	Nicolai Kjaergaard	DNK	R	4	Dallara F317 Spiess	Carlin Motorsport	236.8	13	235.2	12	234.7	6	234.7	9	234.7	14	235.2
9	31	Carlin Motorsport	GBR	Billy Monger	GBR	R	5	Dallara F317 Spiess	Carlin Motorsport	235.8	11	235.8	12	234.7	6	234.7	10	234.2	5	235.0
10	8	Teo Martin Motorsport	ESP	Lukas Dunner	AUT			Dallara F317 HWA	Teo Martin Motorsport	235.2	10	235.2	11	234.7	9	233.7	12	232.2	5	234.2
11	33	Team Motopark	DEU	Marino Sato	JPN			Dallara F317 Spiess	Team Motopark	234.2	11	233.7	4	233.7	8	233.2	10	232.7	3	233.5
12	99	Drivex School	ESP	Rui Andrade	AGO	R	6	Dallara F317 Piedrafita	Drivex School	234.2	13	231.7	9	231.7	11	231.7	12	230.7	3	232.0
13	18	Team Motopark	DEU	Julian Hanses	DEU			Dallara F317 Spiess	Team Motopark	233.7	4	233.2	12	232.7	11	232.7	13	232.2	5	232.9
14	14	Team Motopark	DEU	Yuki Tsunoda	JPN	R	7	Dallara F317 Spiess	Team Motopark	233.2	3	233.2	12	233.2	13	232.7	6	232.7	7	233.0
15	30	Team Motopark	DEU	Liam Lawson	NZL	R	8	Dallara F317 Spiess	Team Motopark	233.2	4	233.2	8	233.2	10	233.2	11	232.7	3	233.1
16	77	Teo Martin Motorsport	ESP	Guilherme Samaia	BRA			Dallara F317 HWA	Teo Martin Motorsport	233.2	5	233.2	11	231.7	7	231.7	10	231.2	4	232.2



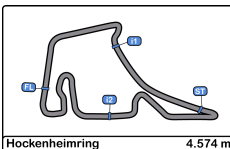


Hockenheimring
Euroformula Open
Qualifying - 1
Fastest Laps Sequence



Lap	Time of Day	Session Time	Nº	Entrant	Nat	Driver	Nat	Cat	Chassis - Engine	Team	Time	Km/h
2	11:08:34.030	3:34.030	51	Teo Martin Motorsport	ESP	Aldo Festante	ITA		Dallara F317 HWA	Teo Martin Motorsport	1:37.188	169.4
2	11:09:45.708	4:45.708	7	Double R	GBR	Jack Doohan	AUS	R	Dallara F317 HWA	Double R	1:34.583	174.0
3	11:10:07.487	5:07.487	51	Teo Martin Motorsport	ESP	Aldo Festante	ITA		Dallara F317 HWA	Teo Martin Motorsport	1:33.457	176.1
3	11:11:05.043	6:05.043	26	Double R	GBR	Linus Lundqvist	SWE	R	Dallara F317 HWA	Double R	1:33.326	176.4
3	11:11:10.316	6:10.316	30	Team Motopark	DEU	Liam Lawson	NZL	R	Dallara F317 Spiess	Team Motopark	1:33.317	176.4
3	11:11:30.699	6:30.699	33	Team Motopark	DEU	Marino Sato	JPN		Dallara F317 Spiess	Team Motopark	1:32.944	177.1
4	11:11:56.587	6:56.587	14	Team Motopark	DEU	Yuki Tsunoda	JPN	R	Dallara F317 Spiess	Team Motopark	1:32.624	177.7
4	11:12:42.716	7:42.716	30	Team Motopark	DEU	Liam Lawson	NZL	R	Dallara F317 Spiess	Team Motopark	1:32.400	178.2
8	11:26:26.880	21:26.880	33	Team Motopark	DEU	Marino Sato	JPN		Dallara F317 Spiess	Team Motopark	1:32.165	178.6
10	11:27:38.138	22:38.138	30	Team Motopark	DEU	Liam Lawson	NZL	R	Dallara F317 Spiess	Team Motopark	1:32.042	178.9
11	11:28:08.476	23:08.476	7	Double R	GBR	Jack Doohan	AUS	R	Dallara F317 HWA	Double R	1:31.984	179.0
10	11:29:31.364	24:31.364	33	Team Motopark	DEU	Marino Sato	JPN		Dallara F317 Spiess	Team Motopark	1:31.908	179.1



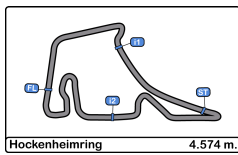


Hockenheimring
Euroformula Open
Qualifying - 1
Event Best Maximum Speed



Nº	Entrant	Nat	Driver	Nat	Cat	Clas	Chassis - Engine	Team	Km/h	Session
21	Fortec Motorsport	GBR	Calan Williams	AUS			Dallara F317 HWA	Fortec Motorsport	239.4	Qualifying - 1
12	Carlin Motorsport	GBR	Christian Hahn	BRA			Dallara F317 Spiess	Carlin Motorsport	239.4	Qualifying - 1
20	Fortec Motorsport	GBR	Cameron Das	USA			Dallara F317 HWA	Fortec Motorsport	237.8	Free Practice - 2
7	Double R	GBR	Jack Doohan	AUS	R	1	Dallara F317 HWA	Double R	237.3	Free Practice - 1
30	Team Motopark	DEU	Liam Lawson	NZL	R	2	Dallara F317 Spiess	Team Motopark	236.8	Free Practice - 2
18	Team Motopark	DEU	Julian Hanes	DEU			Dallara F317 Spiess	Team Motopark	236.8	Free Practice - 2
33	Team Motopark	DEU	Marino Sato	JPN			Dallara F317 Spiess	Team Motopark	236.8	Free Practice - 2
63	Carlin Motorsport	GBR	Nicolai Kjaergaard	DNK	R	3	Dallara F317 Spiess	Carlin Motorsport	236.8	Qualifying - 1
11	Carlin Motorsport	GBR	Teppei Natori	JPN	R	4	Dallara F317 Spiess	Carlin Motorsport	236.8	Qualifying - 1
26	Double R	GBR	Linus Lundqvist	SWE	R	5	Dallara F317 HWA	Double R	236.8	Qualifying - 1
51	Teo Martin	ESP	Aldo Festante	ITA			Dallara F317 HWA	Teo Martin	236.8	Qualifying - 1
14	Team Motopark	DEU	Yuki Tsunoda	JPN	R	6	Dallara F317 Spiess	Team Motopark	235.8	Free Practice - 2
31	Carlin Motorsport	GBR	Billy Monger	GBR	R	7	Dallara F317 Spiess	Carlin Motorsport	235.8	Free Practice - 2
8	Teo Martin	ESP	Lukas Dunner	AUT			Dallara F317 HWA	Teo Martin	235.2	Free Practice - 2
77	Teo Martin	ESP	Guilherme Samaia	BRA			Dallara F317 HWA	Teo Martin	234.2	Free Practice - 2
99	Drivex School	ESP	Rui Andrade	AGO	R	8	Dallara F317 Piedrafita	Drivex School	234.2	Qualifying - 1





Hockenheimring
Euroformula Open
Qualifying - 1
Pit Stop Analysis



7 Jack Doohan R Double R
Dallara F317 HWA

Nr.	In Day Time	In Time	Out Time	Pit Time	T. Pit Time	Handicap	Penalty
1	11:17:38.991	11:17:38.991	11:21:38.814	3:59.823	3:59.823		

8 Lukas Dunner Teo Martin Motorsport
Dallara F317 HWA

Nr.	In Day Time	In Time	Out Time	Pit Time	T. Pit Time	Handicap	Penalty
1	11:13:19.234	11:13:19.234	11:20:55.015	7:35.781	7:35.781		

11 Teppei Natori R Carlin Motorsport
Dallara F317 Spiess

Nr.	In Day Time	In Time	Out Time	Pit Time	T. Pit Time	Handicap	Penalty
1	11:16:49.401	11:16:49.401	11:19:38.062	2:48.661	2:48.661		

12 Christian Hahn Carlin Motorsport
Dallara F317 Spiess

Nr.	In Day Time	In Time	Out Time	Pit Time	T. Pit Time	Handicap	Penalty
1	11:16:30.143	11:16:30.143	11:19:16.431	2:46.288	2:46.288		

14 Yuki Tsunoda R Team Motopark
Dallara F317 Spiess

Nr.	In Day Time	In Time	Out Time	Pit Time	T. Pit Time	Handicap	Penalty
1	11:16:39.703	11:16:39.703	11:21:08.235	4:28.532	4:28.532		

18 Julian Hanses Team Motopark
Dallara F317 Spiess

Nr.	In Day Time	In Time	Out Time	Pit Time	T. Pit Time	Handicap	Penalty
1	11:16:52.496	11:16:52.496	11:22:01.078	5:08.582	5:08.582		

20 Cameron Das Fortec Motorsport
Dallara F317 HWA

Nr.	In Day Time	In Time	Out Time	Pit Time	T. Pit Time	Handicap	Penalty
1	11:15:10.880	11:15:10.880	11:21:10.620	5:59.740	5:59.740		

21 Calan Williams Fortec Motorsport
Dallara F317 HWA

Nr.	In Day Time	In Time	Out Time	Pit Time	T. Pit Time	Handicap	Penalty
1	11:18:20.406	11:18:20.406	11:21:11.700	2:51.294	2:51.294		

26 Linus Lundqvist R Double R
Dallara F317 HWA

Nr.	In Day Time	In Time	Out Time	Pit Time	T. Pit Time	Handicap	Penalty
1	11:15:48.807	11:15:48.807	11:21:17.830	5:29.023	5:29.023		

30 Liam Lawson R Team Motopark
Dallara F317 Spiess

Nr.	In Day Time	In Time	Out Time	Pit Time	T. Pit Time	Handicap	Penalty
1	11:15:51.479	11:15:51.479	11:21:06.437	5:14.958	5:14.958		

31 Billy Monger R Carlin Motorsport
Dallara F317 Spiess

Nr.	In Day Time	In Time	Out Time	Pit Time	T. Pit Time	Handicap	Penalty
1	11:15:07.545	11:15:07.545	11:20:41.903	5:34.358	5:34.358		

33 Marino Sato Team Motopark
Dallara F317 Spiess

Nr.	In Day Time	In Time	Out Time	Pit Time	T. Pit Time	Handicap	Penalty
1	11:07:04.766	11:07:04.766	11:08:24.203	1:19.437	1:19.437		
2	11:14:38.805	11:14:38.805	11:21:19.226	6:40.421	7:59.858		

51 Aldo Festante Teo Martin Motorsport
Dallara F317 HWA

Nr.	In Day Time	In Time	Out Time	Pit Time	T. Pit Time	Handicap	Penalty
1	11:14:50.360	11:14:50.360	11:18:13.472	3:23.112	3:23.112		

63 Nicolai Kjaergaard R Carlin Motorsport
Dallara F317 Spiess

Nr.	In Day Time	In Time	Out Time	Pit Time	T. Pit Time	Handicap	Penalty
1	11:16:40.573	11:16:40.573	11:19:17.315	2:36.742	2:36.742		

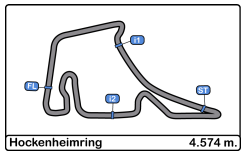
77 Guilherme Samaia Teo Martin Motorsport
Dallara F317 HWA

Nr.	In Day Time	In Time	Out Time	Pit Time	T. Pit Time	Handicap	Penalty
1	11:16:43.190	11:16:43.190	11:21:09.487	4:26.297	4:26.297		

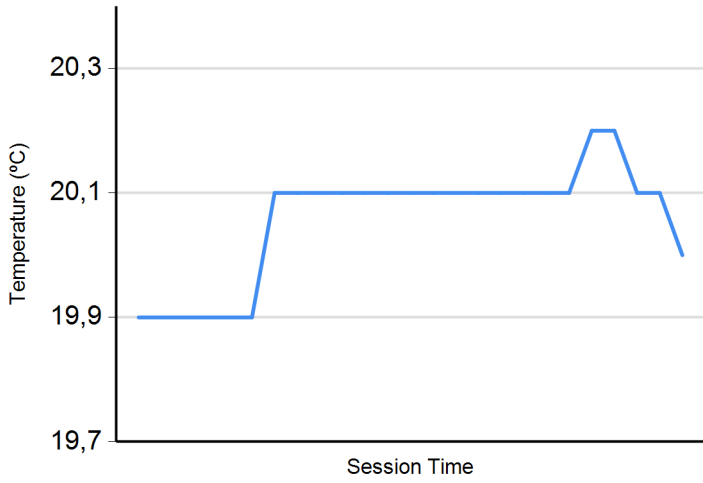
99 Rui Andrade R Drivex School
Dallara F317 Piedrafita

Nr.	In Day Time	In Time	Out Time	Pit Time	T. Pit Time	Handicap	Penalty
1	11:13:48.783	11:13:48.783	11:18:08.024	4:19.241	4:19.241		

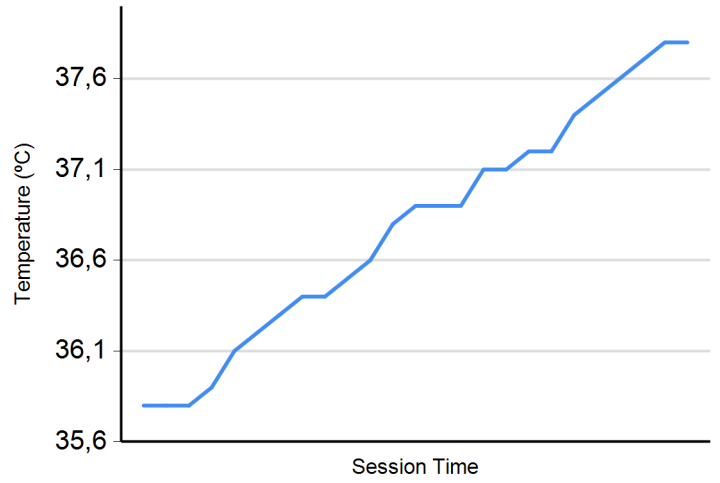




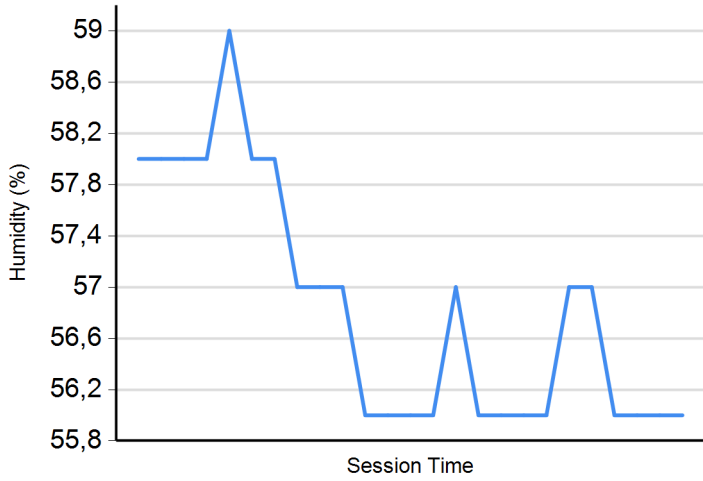
Air Temperature



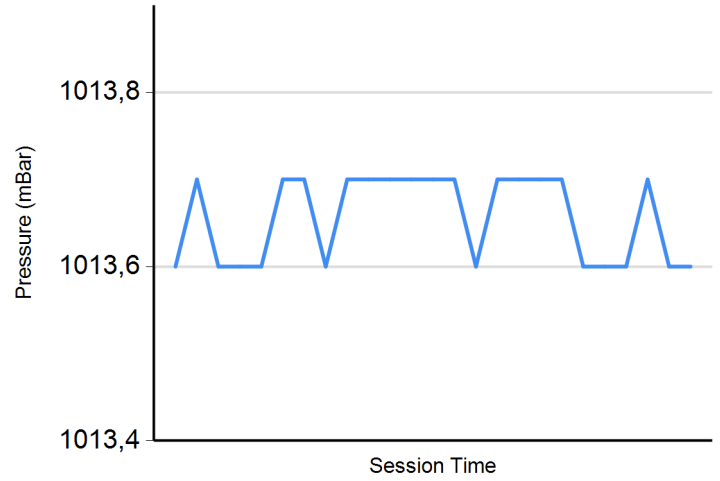
Track Temperature



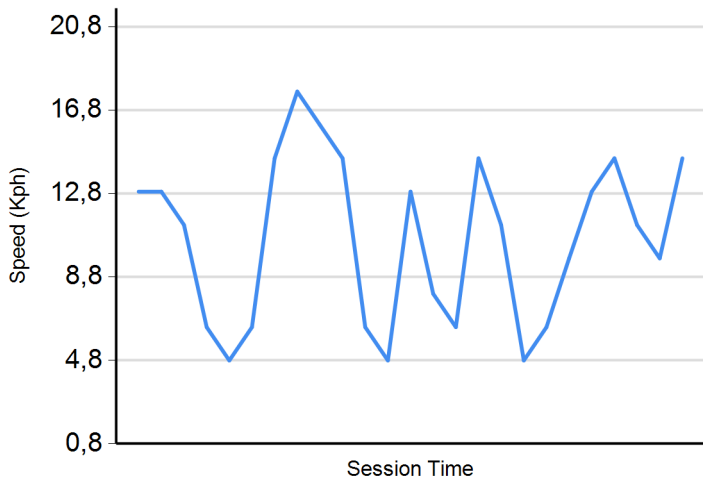
Humidity



Pressure



Wind Speed



Wind direction

North = 0°/360° Est = 90° South = 180° West = 270°

