

**Hockenheimring**  
**Euroformula Open**  
**Qualifying - 2**  
**Provisional Results**



Clas	Nº	Entrant	Nat	Driver	Nat	Cat	Clas	Chassis - Engine	Team	Laps	Best	Time	Gap	Interval	Km/h
1	33	Team Motopark	DE	Marino Sato	JPN			Dallara F317 Spiess	Team Motopark	11	10	1:31.469			180.0
2	14	Team Motopark	DE	Yuki Tsunoda	JPN	R	1	Dallara F317 Spiess	Team Motopark	12	11	1:31.516	0.047	0.047	179.9
3	30	Team Motopark	DE	Liam Lawson	NZL	R	2	Dallara F317 Spiess	Team Motopark	12	11	1:31.655	0.186	0.139	179.6
4	18	Team Motopark	DE	Julian Hanes	DE			Dallara F317 Spiess	Team Motopark	12	10	1:31.968	0.499	0.313	179.0
5	8	Teo Martin Motorsport	ESP	Lukas Dunner	AUT			Dallara F317 HWA	Teo Martin Motorsport	13	12	1:32.019	0.550	0.051	178.9
6	26	Double R	GB	Linus Lundqvist	SW	R	3	Dallara F317 HWA	Double R	13	12	1:32.049	0.580	0.030	178.8
7	7	Double R	GB	Jack Doohan	AU	R	4	Dallara F317 HWA	Double R	14	13	1:32.149	0.680	0.100	178.6
8	51	Teo Martin Motorsport	ESP	Aldo Festante	ITA			Dallara F317 HWA	Teo Martin Motorsport	14	12	1:32.385	0.916	0.236	178.2
9	12	Carlin Motorsport	GB	Christian Hahn	BR			Dallara F317 Spiess	Carlin Motorsport	13	12	1:32.407	0.938	0.022	178.1
10	63	Carlin Motorsport	GB	Nicolai Kjaergaard	DN	R	5	Dallara F317 Spiess	Carlin Motorsport	13	11	1:32.449	0.980	0.042	178.1
11	20	Fortec Motorsport	GB	Cameron Das	US			Dallara F317 HWA	Fortec Motorsport	12	10	1:32.449	0.980	0.000	178.1
12	11	Carlin Motorsport	GB	Teppei Natori	JPN	R	6	Dallara F317 Spiess	Carlin Motorsport	14	13	1:32.463	0.994	0.014	178.0
13	77	Teo Martin Motorsport	ESP	Guilherme Samaia	BR			Dallara F317 HWA	Teo Martin Motorsport	12	11	1:32.665	1.196	0.202	177.6
14	31	Carlin Motorsport	GB	Billy Monger	GB	R	7	Dallara F317 Spiess	Carlin Motorsport	14	11	1:32.880	1.411	0.215	177.2
15	21	Fortec Motorsport	GB	Calan Williams	AU			Dallara F317 HWA	Fortec Motorsport	13	12	1:32.937	1.468	0.057	177.1
16	99	Drivex School	ESP	Rui Andrade	AG	R	8	Dallara F317 Piedrafita	Drivex School	13	11	1:34.712	3.243	1.775	173.8

CAR 51 TIME 1:35.306 DELETED TRACK LIMITS AT T 1

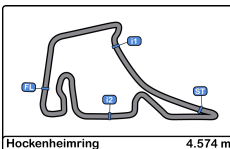
CAR 31 TIME 1:34.082 DELETED TRACK LIMITS AT T 1

Published at:.....

Track Temp: 25.8 °C    Air Temp: 16.9 °C    Humidity: 65 %    Track Status: DRY

<b>Stewards:</b>	<b>Race Director:</b>	<b>Timekeeper:</b> 
------------------	-----------------------	-------------------------------------------------------------------------------------------------------------





**Hockenheimring**  
**Euroformula Open**  
**Qualifying - 2**  
**Provisional Results by Class**



Clas	Nº	Entrant	Nat	Driver	Nat	Cat	Clas	Chassis - Engine	Team	Laps	Best	Time	Gap	Interval	Km/h
1	33	Team Motopark	DEU	Marino Sato	JPN			Dallara F317 Spiess	Team Motopark	11	10	1:31.469			180.0
2	18	Team Motopark	DEU	Julian Hanses	DEU			Dallara F317 Spiess	Team Motopark	12	10	1:31.968	0.499	0.499	179.0
3	8	Teo Martin	ESP	Lukas Dunner	AUT			Dallara F317 HWA	Teo Martin	13	12	1:32.019	0.550	0.051	178.9
4	51	Teo Martin	ESP	Aldo Festante	ITA			Dallara F317 HWA	Teo Martin	14	12	1:32.385	0.916	0.366	178.2
5	12	Carlin Motorsport	GBR	Christian Hahn	BRA			Dallara F317 Spiess	Carlin Motorsport	13	12	1:32.407	0.938	0.022	178.1
6	20	Fortec Motorsport	GBR	Cameron Das	USA			Dallara F317 HWA	Fortec Motorsport	12	10	1:32.449	0.980	0.042	178.1
7	77	Teo Martin	ESP	Guilherme Samaia	BRA			Dallara F317 HWA	Teo Martin	12	11	1:32.665	1.196	0.216	177.6
8	21	Fortec Motorsport	GBR	Calan Williams	AUS			Dallara F317 HWA	Fortec Motorsport	13	12	1:32.937	1.468	0.272	177.1

**Rookie**

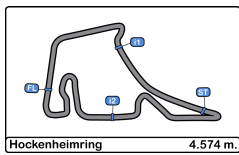
1	14	Team Motopark	DEU	Yuki Tsunoda	JPN	R	1	Dallara F317 Spiess	Team Motopark	12	11	1:31.516			179.9
2	30	Team Motopark	DEU	Liam Lawson	NZL	R	2	Dallara F317 Spiess	Team Motopark	12	11	1:31.655	0.139	0.139	179.6
3	26	Double R	GBR	Linus Lundqvist	SWE	R	3	Dallara F317 HWA	Double R	13	12	1:32.049	0.533	0.394	178.8
4	7	Double R	GBR	Jack Doohan	AUS	R	4	Dallara F317 HWA	Double R	14	13	1:32.149	0.633	0.100	178.6
5	63	Carlin Motorsport	GBR	Nicolai Kjaergaard	DNK	R	5	Dallara F317 Spiess	Carlin Motorsport	13	11	1:32.449	0.933	0.300	178.1
6	11	Carlin Motorsport	GBR	Teppej Natori	JPN	R	6	Dallara F317 Spiess	Carlin Motorsport	14	13	1:32.463	0.947	0.014	178.0
7	31	Carlin Motorsport	GBR	Billy Monger	GBR	R	7	Dallara F317 Spiess	Carlin Motorsport	14	11	1:32.880	1.364	0.417	177.2
8	99	Drivex School	ESP	Rui Andrade	AGO	R	8	Dallara F317 Piedrafita	Drivex School	13	11	1:34.712	3.196	1.832	173.8

Published at:.....

Track Temp: 25.8 °C    Air Temp: 16.9 °C    Humidity: 65 %    Track Status: DRY

<b>Stewards:</b>	<b>Race Director:</b>	<b>Timekeeper:</b> 
------------------	-----------------------	-------------------------------------------------------------------------------------------------------------





**Hockenheimring**  
Euroformula Open  
Qualifying - 2  
Lap Analysis



**7** Jack Doohan R Dallara F317 HWA **12** Christian Hahn Dallara F317 Spiess  
Double R Carlin Motorsport

Lap	D	Time	Sector 1	Sector 2	Sector 3	T. Spd	Elapsed	Lap	D	Time	Sector 1	Sector 2	Sector 3	T. Spd	Elapsed
1		9:02:41.443	9:01:20.775	49.735	30.933	221.7	9:02:41.443	1		9:02:04.656	9:00:43.674	50.092	30.890	218.6	9:02:04.656
2		1:37.424	21.568	47.181	28.675	229.2	9:04:18.867	2		1:43.623	21.563	50.139	31.921	231.2	9:03:48.279
3		1:34.610	20.305	46.052	28.253	231.2	9:05:53.477	3		1:35.600	20.654	46.274	28.672	233.2	9:05:23.879
4		1:33.511	20.145	45.514	27.852	233.2	9:07:26.988	4		1:34.340	20.279	45.675	28.386	234.7	9:06:58.219
5		1:33.582	20.279	45.501	27.802	233.7	9:09:00.570	5		1:33.703	20.065	45.427	28.211	234.7	9:08:31.922
6		1:32.919	19.979	45.199	27.741	234.2	9:10:33.489	6		1:33.992	20.250	45.329	28.413	235.2	9:10:05.914
7		1:42.300 P	20.002	46.016	36.282	234.7	9:12:15.789	7		1:42.166 P	20.561	45.609	35.996	234.2	9:11:48.080
8		5:54.677	4:29.155	53.275	32.247	206.5	9:18:10.466	8		7:00.773	5:42.049	48.495	30.229	210.5	9:18:48.853
9		1:38.168	21.668	48.139	28.361	222.2	9:19:48.634	9		1:36.348	21.207	46.085	29.056	233.2	9:20:25.201
10		1:33.394	20.073	45.243	28.078	232.2	9:21:22.028	10		1:33.670	20.177	45.492	28.001	233.7	9:21:58.871
11		1:32.647	20.043	45.136	27.468	233.2	9:22:54.675	11		1:32.423	19.748	45.091	27.584	234.2	9:23:31.294
12		1:32.396	19.816	45.156	27.424	232.7	9:24:27.071	12		1:32.407	19.797	45.035	27.575	233.7	9:25:03.701
13		1:32.149	19.786	44.968	27.395	232.7	9:25:59.220	13		1:41.916 P	19.757	45.086	37.073	234.7	9:26:45.617
14		2:09.543 P	23.109	56.565	49.869	171.4	9:28:08.763								

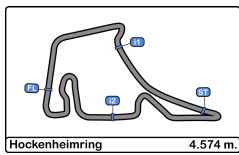
**8** Lukas Dunner Dallara F317 HWA **14** Yuki Tsunoda R Dallara F317 Spiess  
Teo Martin Motorsport Team Motopark

Lap	D	Time	Sector 1	Sector 2	Sector 3	T. Spd	Elapsed	Lap	D	Time	Sector 1	Sector 2	Sector 3	T. Spd	Elapsed
1		9:02:15.658	9:00:49.605	53.972	32.081	206.8	9:02:15.658	1		9:03:08.832	9:01:46.560	51.307	30.965	203.7	9:03:08.832
2		1:46.254	22.966	51.406	31.882	208.8	9:04:01.912	2		1:36.890	20.990	47.167	28.733	228.8	9:04:45.722
3		1:33.781	20.204	45.660	27.917	229.7	9:05:35.693	3		1:33.695	20.092	45.530	28.073	235.2	9:06:19.417
4		1:33.038	19.903	45.284	27.851	233.2	9:07:08.731	4		1:32.768	19.955	44.997	27.816	236.3	9:07:52.185
5		1:33.041	19.905	45.384	27.752	238.9	9:08:41.772	5		1:32.936	19.782	45.329	27.825	236.3	9:09:25.121
6		1:32.455	19.784	45.212	27.459	234.2	9:10:14.227	6		1:43.271 P	20.597	45.420	37.254	237.3	9:11:08.392
7		1:38.191 P	19.735	45.304	33.152	234.2	9:11:52.418	7		8:17.093	6:51.510	53.465	32.118	194.9	9:19:25.485
8		7:35.854	6:02.294	59.126	34.434	192.5	9:19:28.272	8		1:42.572	21.754	48.384	32.434	206.5	9:21:08.057
9		1:43.324	21.886	48.357	33.081	204.1	9:21:11.596	9		1:31.909	19.788	44.766	27.355	236.3	9:22:39.966
10		1:36.191	19.823	46.497	29.871	234.2	9:22:47.787	10		1:31.638	19.591	44.699	27.348	235.8	9:24:11.604
11		1:32.082	19.730	45.068	27.284	232.2	9:24:19.869	11		1:31.516	19.587	44.611	27.318	236.8	9:25:43.120
12		1:32.019	19.735	45.038	27.246	232.7	9:25:51.888	12		2:03.491 P	23.680	52.602	47.209	180.3	9:27:46.611
13		1:57.255 P	21.631	54.453	41.171	193.5	9:27:49.143								

**11** Teppei Natori R Dallara F317 Spiess **18** Julian Hanses Dallara F317 Spiess  
Carlin Motorsport Team Motopark

Lap	D	Time	Sector 1	Sector 2	Sector 3	T. Spd	Elapsed	Lap	D	Time	Sector 1	Sector 2	Sector 3	T. Spd	Elapsed
1		9:02:12.613	9:00:48.657	51.343	32.613	190.8	9:02:12.613	1		9:03:32.620	9:02:12.126	49.753	30.741	206.8	9:03:32.620
2		1:45.522	23.143	50.658	31.721	206.1	9:03:58.135	2		1:38.775	21.784	47.775	29.216	216.4	9:05:11.395
3		1:33.623	20.099	45.360	28.164	233.7	9:05:31.758	3		1:33.887	20.236	45.531	28.120	233.2	9:06:45.282
4		1:33.098	19.792	45.124	28.182	235.2	9:07:04.856	4		1:34.378	20.728	45.555	28.095	234.2	9:08:19.660
5		1:33.283	19.894	45.213	28.176	235.2	9:08:38.139	5		1:33.081	19.926	45.370	27.785	234.7	9:09:52.741
6		1:33.267	19.907	45.300	28.060	235.8	9:10:11.406	6		1:39.320 P	20.115	45.322	33.883	234.7	9:11:32.061
7		1:50.956 P	22.146	49.320	39.490	225.9	9:12:02.362	7		7:41.388	6:21.344	49.937	30.107	215.5	9:19:13.449
8		5:56.022	4:34.335	50.730	30.957	177.6	9:17:58.384	8		1:36.021	20.973	46.600	28.448	219.0	9:20:49.470
9		1:41.400	22.218	50.874	28.308	219.9	9:19:39.784	9		1:32.000	19.725	44.973	27.302	234.7	9:22:21.470
10		1:32.493	19.769	45.103	27.621	235.2	9:21:12.277	10		1:31.968	19.736	44.881	27.351	235.2	9:23:53.438
11		1:39.164	20.245	49.399	29.520	215.1	9:22:51.441	11		1:32.017	19.708	44.821	27.488	239.4	9:25:25.455
12		1:41.703	22.882	49.411	29.410	230.7	9:24:33.144	12		1:51.412 P	21.062	48.215	42.135	224.5	9:27:16.867
13		1:32.463	19.836	45.073	27.554	234.2	9:26:05.607								
14		2:04.828 P	22.244	51.870	50.714	198.1	9:28:10.435								





**Hockenheimring**  
Euroformula Open  
Qualifying - 2  
Lap Analysis



20

Cameron Das

Dallara F317 HWA

30

Liam Lawson

R

Dallara F317 Spiess

Fortec Motorsport

Team Motopark

Lap	D	Time	Sector 1	Sector 2	Sector 3	T. Spd	Elapsed	Lap	D	Time	Sector 1	Sector 2	Sector 3	T. Spd	Elapsed
1		9:02:18.671	9:00:57.776	50.227	30.668	189.8	9:02:18.671	1		9:03:02.868	9:01:42.416	49.987	30.465	223.6	9:03:02.868
2		1:47.282	23.791	50.679	32.812	210.9	9:04:05.953	2		1:36.198	21.180	46.367	28.651	232.7	9:04:39.066
3		1:34.086	20.455	45.422	28.209	228.8	9:05:40.039	3		1:33.957	20.195	45.530	28.232	234.2	9:06:13.023
4		1:33.295	20.142	45.347	27.806	231.7	9:07:13.334	4		1:33.486	20.178	45.393	27.915	236.3	9:07:46.509
5		1:32.909	19.975	45.159	27.775	231.7	9:08:46.243	5		1:33.171	19.989	45.383	27.799	236.3	9:09:19.680
6		1:39.149 P	20.118	45.176	33.855	231.7	9:10:25.392	6		1:44.900 P	19.984	47.713	37.203	237.3	9:11:04.580
7		8:24.494	7:05.640	48.895	29.959	208.0	9:18:49.886	7		8:11.918	6:41.201	56.228	34.489	194.5	9:19:16.498
8		1:39.330	22.130	47.024	30.176	231.2	9:20:29.216	8		1:40.759	22.183	48.186	30.390	233.7	9:20:57.257
9		1:32.582	19.956	45.120	27.506	230.7	9:22:01.798	9		1:32.610	19.891	45.129	27.590	237.3	9:22:29.867
10		1:32.449	19.909	44.991	27.549	232.2	9:23:34.247	10		1:31.900	19.617	44.947	27.336	236.3	9:24:01.767
11		1:32.508	19.860	44.933	27.715	233.7	9:25:06.755	11		1:31.655	19.545	44.816	27.294	236.8	9:25:33.422
12		1:51.977 P	21.974	49.099	40.904	219.9	9:26:58.732	12		2:30.932 P	25.762	1:11.362	53.808	131.7	9:28:04.354

21

Calan Williams

Dallara F317 HWA

31

Billy Monger

R

Dallara F317 Spiess

Fortec Motorsport

Carlin Motorsport

Lap	D	Time	Sector 1	Sector 2	Sector 3	T. Spd	Elapsed	Lap	D	Time	Sector 1	Sector 2	Sector 3	T. Spd	Elapsed
1		9:02:20.868	9:01:00.721	48.114	32.033	223.6	9:02:20.868	1		9:02:05.907	9:00:46.350	48.678	30.879	225.0	9:02:05.907
2		1:47.391	23.132	50.442	33.817	183.9	9:04:08.259	2		1:37.276	21.532	46.894	28.850	232.2	9:03:43.183
3		1:35.607	20.432	45.754	29.421	228.8	9:05:43.866	3		1:35.161	20.623	46.002	28.536	232.7	9:05:18.344
4		1:34.105	20.414	45.525	28.166	229.7	9:07:17.971	4		1:34.647	20.490	45.884	28.273	233.2	9:06:52.991
5		1:33.656	20.163	45.340	28.153	229.7	9:08:51.627	5		1:33.973	20.310	45.579	28.084	234.2	9:08:26.964
6		1:33.525	20.085	45.438	28.002	230.2	9:10:25.152	6		1:37.911	20.287	45.854	31.770	233.7	9:10:04.875
7		1:33.643	20.044	45.364	28.235	229.7	9:11:58.795	7		1:34.082	20.265	45.780	28.037	233.2	9:11:38.957
8		1:41.002 P	20.475	46.024	34.503	230.7	9:13:39.797	8		1:45.134 P	21.472	47.560	36.102	226.4	9:13:24.091
9		7:11.814	5:52.530	50.190	29.094	160.2	9:20:51.611	9		5:27.593	4:08.702	48.338	30.553	201.1	9:18:51.684
10		1:34.258	20.632	45.515	28.111	229.2	9:22:25.869	10		1:39.831	21.591	46.469	31.771	235.8	9:20:31.515
11		1:33.290	20.040	45.419	27.831	228.8	9:23:59.159	11		1:32.880	19.970	45.250	27.660	234.7	9:22:04.395
12		1:32.937	20.000	45.205	27.732	229.2	9:25:32.096	12		1:35.852	20.580	46.763	28.509	232.7	9:23:40.247
13		1:50.049 P	21.161	49.500	39.388	230.7	9:27:22.145	13		1:33.452	19.817	45.344	28.291	233.2	9:25:13.699
14		1:49.229 P	22.171	50.503	36.555	177.3	9:27:02.928								

26

Linus Lundqvist

R

Dallara F317 HWA

33

Marino Sato

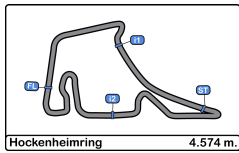
Dallara F317 Spiess

Double R

Team Motopark

Lap	D	Time	Sector 1	Sector 2	Sector 3	T. Spd	Elapsed	Lap	D	Time	Sector 1	Sector 2	Sector 3	T. Spd	Elapsed
1		9:02:12.952	9:00:51.434	49.374	32.144	227.8	9:02:12.952	1		9:02:30.325	9:01:00.161	57.538	32.626	183.0	9:02:30.325
2		1:37.976	22.130	46.163	29.683	230.2	9:03:50.928	2		1:41.697	22.508	50.309	28.880	231.7	9:04:12.022
3		1:34.600	20.410	45.746	28.444	232.2	9:05:25.528	3		1:33.888	20.367	45.391	28.130	234.2	9:05:45.910
4		1:33.484	20.033	45.296	28.155	235.8	9:06:59.012	4		1:45.605	20.127	56.563	28.915	151.2	9:07:31.515
5		1:34.682	19.872	46.245	28.565	239.4	9:08:33.694	5		1:33.440	20.058	45.482	27.900	235.8	9:09:04.955
6		1:40.959 P	20.247	45.476	35.236	235.2	9:10:14.653	6		1:40.747 P	19.880	44.968	35.899	237.8	9:10:45.702
7		7:59.547	6:36.595	50.161	32.791	228.3	9:18:14.200	7		10:44.657	9:24.041	51.271	29.345	231.2	9:21:30.359
8		1:38.757	22.705	47.023	29.029	231.7	9:19:52.957	8		1:33.429	20.620	45.256	27.553	234.2	9:23:03.788
9		1:32.240	19.777	45.018	27.445	235.2	9:21:25.197	9		1:31.718	19.600	44.743	27.375	235.2	9:24:35.506
10		1:32.173	19.746	45.026	27.401	234.7	9:22:57.370	10		1:31.469	19.509	44.586	27.374	236.8	9:26:06.975
11		1:32.152	19.631	45.075	27.446	236.3	9:24:29.522	11		2:10.506 P	24.821	51.120	54.565	227.8	9:28:17.481
12		1:32.049	19.646	44.892	27.511	234.7	9:26:01.571								
13		2:04.424 P	23.010	52.633	48.781	185.2	9:28:05.995								





**Hockenheimring**  
Euroformula Open  
Qualifying - 2  
Lap Analysis



**51**

Aldo Festante

Dallara F317 HWA

**99**

Rui Andrade

R

Dallara F317  
Piedrafita

Teo Martin Motorsport

Drivex School

Lap	D	Time	Sector 1	Sector 2	Sector 3	T. Spd	Elapsed	Lap	D	Time	Sector 1	Sector 2	Sector 3	T. Spd	Elapsed
1		9:02:13.780	9:00:50.125	51.152	32.503	228.3	9:02:13.780	1		9:02:43.284	9:01:19.276	52.496	31.512	192.8	9:02:43.284
2		1:38.769	22.427	46.163	30.179	229.2	9:03:52.549	2		1:37.910	21.636	46.905	29.369	230.2	9:04:21.194
3		1:35.306	20.347	46.550	28.409	233.7	9:05:27.855	3		1:36.373	20.810	46.284	29.279	231.7	9:05:57.567
4		1:33.472	20.077	45.350	28.045	233.2	9:07:01.327	4		1:35.919	20.753	46.153	29.013	232.7	9:07:33.486
5		1:33.180	20.046	45.353	27.781	233.7	9:08:34.507	5		1:35.195	20.464	46.016	28.715	232.7	9:09:08.681
6		1:41.890 P	20.590	45.701	35.599	236.3	9:10:16.397	6		2:02.333 P	20.346	1:03.700	38.287	232.2	9:11:11.014
7		6:11.846	4:55.452	47.024	29.370	226.8	9:16:28.243	7		6:18.809	4:58.339	49.980	30.490	196.3	9:17:29.823
8		1:36.266	20.667	46.993	28.606	230.7	9:18:04.509	8		1:37.224	21.347	46.642	29.235	229.7	9:19:07.047
9		1:32.814	20.009	45.236	27.569	231.7	9:19:37.323	9		1:35.600	20.663	46.113	28.824	230.2	9:20:42.647
10		1:33.161	19.801	45.223	28.137	233.2	9:21:10.484	10		1:34.869	20.400	46.019	28.450	231.7	9:22:17.516
11		1:32.537	19.820	45.010	27.707	234.7	9:22:43.021	11		1:34.712	20.310	45.929	28.473	230.7	9:23:52.228
12		1:32.385	19.714	45.157	27.514	234.2	9:24:15.406	12		1:35.221	20.147	46.491	28.583	231.2	9:25:27.449
13		1:32.419	19.689	45.162	27.568	232.7	9:25:47.825	13		1:51.957 P	23.049	49.259	39.649	229.7	9:27:19.406
14		1:45.444 P	19.846	45.981	39.617	232.7	9:27:33.269								

**63**

Nicolai Kjaergaard

R

Dallara F317 Spiess

Carlin Motorsport

Lap	D	Time	Sector 1	Sector 2	Sector 3	T. Spd	Elapsed
1		9:02:13.598	9:00:47.591	53.009	32.998	200.0	9:02:13.598
2		1:42.338	23.402	48.882	30.054	209.3	9:03:55.936
3		1:38.281	21.220	48.701	28.360	215.1	9:05:34.217
4		1:33.902	20.095	45.728	28.079	233.7	9:07:08.119
5		1:34.727	19.936	46.733	28.058	234.2	9:08:42.846
6		1:32.826	19.848	45.265	27.713	236.3	9:10:15.672
7		1:45.694 P	19.729	45.307	40.658	235.8	9:12:01.366
8		6:46.124	5:24.774	50.410	30.940	208.4	9:18:47.490
9		1:38.593	22.272	47.581	28.740	230.2	9:20:26.083
10		1:33.884	20.193	45.409	28.282	235.8	9:21:59.967
11		1:32.449	19.693	45.223	27.533	234.2	9:23:32.416
12		1:33.456	19.934	45.549	27.973	233.7	9:25:05.872
13		1:49.622 P	21.918	47.915	39.789	229.2	9:26:55.494

**77**

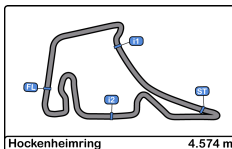
Guilherme Samaia

Dallara F317 HWA

Teo Martin Motorsport

Lap	D	Time	Sector 1	Sector 2	Sector 3	T. Spd	Elapsed
1		9:03:10.182	9:01:48.069	51.282	30.831	202.6	9:03:10.182
2		1:37.365	21.838	46.371	29.156	230.2	9:04:47.547
3		1:34.808	20.665	45.608	28.535	231.7	9:06:22.355
4		1:34.969	20.458	45.942	28.569	232.7	9:07:57.324
5		1:33.920	20.283	45.473	28.164	231.2	9:09:31.244
6		1:41.943 P	20.306	45.789	35.848	232.7	9:11:13.187
7		8:05.228	6:33.932	55.708	35.588	186.2	9:19:18.415
8		1:41.533	22.077	48.069	31.387	228.8	9:20:59.948
9		1:32.928	20.035	45.173	27.720	232.7	9:22:32.876
10		1:32.932	20.045	45.213	27.674	231.2	9:24:05.808
11		1:32.665	19.814	45.231	27.620	231.2	9:25:38.473
12		1:52.842 P	22.047	51.582	39.213	220.8	9:27:31.315



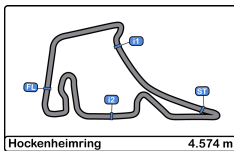


Hockenheimring  
Euroformula Open  
Qualifying - 2  
Best Sectors Results



Sector - 1				Sector - 2				Sector - 3				Ideal Lap vs Best Lap				
Clas	Nº	Driver	Time	Nº	Driver	Time	Nº	Driver	Time	Clas	Nº	Driver	Ideal Lap	Best Lap	Clas	
1	33	Marino Sato	19.509	33	Marino Sato	44.586	8	Lukas Dunner	27.246	1	33	Marino Sato	1:31.469	1:31.469	1	
2	30	Liam Lawson	19.545	14	Yuki Tsunoda	44.611	30	Liam Lawson	27.294	2	14	Yuki Tsunoda	1:31.516	1:31.516	2	
3	14	Yuki Tsunoda	19.587	30	Liam Lawson	44.816	18	Julian Hanes	27.302	3	30	Liam Lawson	1:31.655	1:31.655	3	
4	26	Linus Lundqvist	19.631	18	Julian Hanes	44.821	14	Yuki Tsunoda	27.318	4	18	Julian Hanes	1:31.831	1:31.968	4	
5	51	Aldo Festante	19.689	26	Linus Lundqvist	44.892	33	Marino Sato	27.374	5	26	Linus Lundqvist	1:31.924	1:32.049	6	
6	63	Nicolai Kjaergaard	19.693	20	Cameron Das	44.933	7	Jack Doohan	27.395	6	8	Lukas Dunner	1:32.014	1:32.019	5	
7	18	Julian Hanes	19.708	7	Jack Doohan	44.968	26	Linus Lundqvist	27.401	7	7	Jack Doohan	1:32.149	1:32.149	7	
8	8	Lukas Dunner	19.730	51	Aldo Festante	45.010	20	Cameron Das	27.506	8	51	Aldo Festante	1:32.213	1:32.385	8	
9	12	Christian Hahn	19.748	12	Christian Hahn	45.035	51	Aldo Festante	27.514	9	20	Cameron Das	1:32.299	1:32.449	11	
10	11	Teppei Natori	19.769	8	Lukas Dunner	45.038	63	Nicolai Kjaergaard	27.533	10	12	Christian Hahn	1:32.358	1:32.407	9	
11	7	Jack Doohan	19.786	11	Teppei Natori	45.073	11	Teppei Natori	27.554	11	11	Teppei Natori	1:32.396	1:32.463	12	
12	77	Guilherme Samaia	19.814	77	Guilherme Samaia	45.173	12	Christian Hahn	27.575	12	63	Nicolai Kjaergaard	1:32.449	1:32.449	10	
13	31	Billy Monger	19.817	21	Calan Williams	45.205	77	Guilherme Samaia	27.620	13	77	Guilherme Samaia	1:32.607	1:32.665	13	
14	20	Cameron Das	19.860	63	Nicolai Kjaergaard	45.223	31	Billy Monger	27.660	14	31	Billy Monger	1:32.727	1:32.880	14	
15	21	Calan Williams	20.000	31	Billy Monger	45.250	21	Calan Williams	27.732	15	21	Calan Williams	1:32.937	1:32.937	15	
16	99	Rui Andrade	20.147	99	Rui Andrade	45.929	99	Rui Andrade	28.450	16	99	Rui Andrade	1:34.526	1:34.712	16	



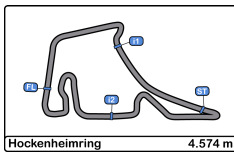


**Hockenheimring**  
**Euroformula Open**  
**Qualifying - 2**  
**Best 5 Lap Times**



Cls	Nº	Entrant	Nat	Driver	Nat	Cat	Cls	Chassis - Engine	Team	Best 1		Best 2		Best 3		Best 4		Best 5	
										Time	Lap	Time	Lap	Time	Lap	Time	Lap	Time	Lap
1	33	Team Motopark	DEU	Marino Sato	JPN			Dallara F317 Spiess	Team Motopark	1:31.469	10	1:31.718	9	1:33.429	8	1:33.440	5	1:33.888	3
2	14	Team Motopark	DEU	Yuki Tsunoda	JPN	R	1	Dallara F317 Spiess	Team Motopark	1:31.516	11	1:31.638	10	1:31.909	9	1:32.768	4	1:32.936	5
3	30	Team Motopark	DEU	Liam Lawson	NZL	R	2	Dallara F317 Spiess	Team Motopark	1:31.655	11	1:31.900	10	1:32.610	9	1:33.171	5	1:33.486	4
4	18	Team Motopark	DEU	Julian Hanes	DEU			Dallara F317 Spiess	Team Motopark	1:31.968	10	1:32.000	9	1:32.017	11	1:33.081	5	1:33.887	3
5	8	Teo Martin Motorsport	ESP	Lukas Dunner	AUT			Dallara F317 HWA	Teo Martin Motorsport	1:32.019	12	1:32.082	11	1:32.455	6	1:33.038	4	1:33.041	5
6	26	Double R	GBR	Linus Lundqvist	SWE	R	3	Dallara F317 HWA	Double R	1:32.049	12	1:32.152	11	1:32.173	10	1:32.240	9	1:33.484	4
7	7	Double R	GBR	Jack Doohan	AUS	R	4	Dallara F317 HWA	Double R	1:32.149	13	1:32.396	12	1:32.647	11	1:32.919	6	1:33.394	10
8	51	Teo Martin Motorsport	ESP	Aldo Festante	ITA			Dallara F317 HWA	Teo Martin Motorsport	1:32.385	12	1:32.419	13	1:32.537	11	1:32.814	9	1:33.161	10
9	12	Carlin Motorsport	GBR	Christian Hahn	BRA			Dallara F317 Spiess	Carlin Motorsport	1:32.407	12	1:32.423	11	1:33.670	10	1:33.703	5	1:33.992	6
10	20	Fortec Motorsport	GBR	Cameron Das	USA			Dallara F317 HWA	Fortec Motorsport	1:32.449	10	1:32.508	11	1:32.582	9	1:32.909	5	1:33.295	4
11	63	Carlin Motorsport	GBR	Nicolai Kjaergaard	DNK	R	5	Dallara F317 Spiess	Carlin Motorsport	1:32.449	11	1:32.826	6	1:33.456	12	1:33.884	10	1:33.902	4
12	11	Carlin Motorsport	GBR	Teppei Natori	JPN	R	6	Dallara F317 Spiess	Carlin Motorsport	1:32.463	13	1:32.493	10	1:33.098	4	1:33.267	6	1:33.283	5
13	77	Teo Martin Motorsport	ESP	Guilherme Samaia	BRA			Dallara F317 HWA	Teo Martin Motorsport	1:32.665	11	1:32.928	9	1:32.932	10	1:33.920	5	1:34.808	3
14	31	Carlin Motorsport	GBR	Billy Monger	GBR	R	7	Dallara F317 Spiess	Carlin Motorsport	1:32.880	11	1:33.452	13	1:33.973	5	1:34.647	4	1:35.161	3
15	21	Fortec Motorsport	GBR	Calan Williams	AUS			Dallara F317 HWA	Fortec Motorsport	1:32.937	12	1:33.290	11	1:33.525	6	1:33.643	7	1:33.656	5
16	99	Drivex School	ESP	Rui Andrade	AGO	R	8	Dallara F317 Piedrafita	Drivex School	1:34.712	11	1:34.869	10	1:35.195	5	1:35.221	12	1:35.600	9





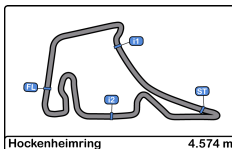
**Hockenheimring**  
**Euroformula Open**  
**Qualifying - 2**  
**Best 5 Top Speeds**



Cls	Nº	Entrant	Nat	Driver	Nat	Cat	Cls	Chassis - Engine	Team	Top 1		Top 2		Top 3		Top 4		Top 5		Avg
										Km/h	Lap	Km/h	Lap	Km/h	Lap	Km/h	Lap	Km/h	Lap	
1	18	Team Motopark	DEU	Julian Hanses	DEU			Dallara F317 Spiess	Team Motopark	239.4	11	235.2	10	234.7	5	234.7	6	234.7	9	235.8
2	26	Double R	GBR	Linus Lundqvist	SWE	R	1	Dallara F317 HWA	Double R	239.4	5	236.3	11	235.8	4	235.2	6	235.2	9	236.4
3	8	Teo Martin Motorsport	ESP	Lukas Dunner	AUT			Dallara F317 HWA	Teo Martin Motorsport	238.9	5	234.2	6	234.2	7	234.2	10	233.2	4	235.0
4	33	Team Motopark	DEU	Marino Sato	JPN			Dallara F317 Spiess	Team Motopark	237.8	6	236.8	10	235.8	5	235.2	9	234.2	3	236.0
5	14	Team Motopark	DEU	Yuki Tsunoda	JPN	R	2	Dallara F317 Spiess	Team Motopark	237.3	6	236.8	11	236.3	4	236.3	5	236.3	9	236.6
6	30	Team Motopark	DEU	Liam Lawson	NZL	R	3	Dallara F317 Spiess	Team Motopark	237.3	6	237.3	9	236.8	11	236.3	4	236.3	5	236.8
7	51	Teo Martin Motorsport	ESP	Aldo Festante	ITA			Dallara F317 HWA	Teo Martin Motorsport	236.3	6	234.7	11	234.2	12	233.7	3	233.7	5	234.5
8	63	Carlin Motorsport	GBR	Nicolai Kjaergaard	DNK	R	4	Dallara F317 Spiess	Carlin Motorsport	236.3	6	235.8	7	235.8	10	234.2	5	234.2	11	235.2
9	11	Carlin Motorsport	GBR	Teppej Natori	JPN	R	5	Dallara F317 Spiess	Carlin Motorsport	235.8	6	235.2	4	235.2	5	235.2	10	234.2	13	235.1
10	31	Carlin Motorsport	GBR	Billy Monger	GBR	R	6	Dallara F317 Spiess	Carlin Motorsport	235.8	10	234.7	11	234.2	5	233.7	6	233.2	4	234.3
11	12	Carlin Motorsport	GBR	Christian Hahn	BRA			Dallara F317 Spiess	Carlin Motorsport	235.2	6	234.7	4	234.7	5	234.7	13	234.2	7	234.7
12	7	Double R	GBR	Jack Doohan	AUS	R	7	Dallara F317 HWA	Double R	234.7	7	234.2	6	233.7	5	233.2	4	233.2	11	233.8
13	20	Fortec Motorsport	GBR	Cameron Das	USA			Dallara F317 HWA	Fortec Motorsport	233.7	11	232.2	10	231.7	4	231.7	5	231.7	6	232.2
14	77	Teo Martin Motorsport	ESP	Guilherme Samaia	BRA			Dallara F317 HWA	Teo Martin Motorsport	232.7	4	232.7	6	232.7	9	231.7	3	231.2	5	232.2
15	99	Drivex School	ESP	Rui Andrade	AGO	R	8	Dallara F317 Piedrafita	Drivex School	232.7	4	232.7	5	232.2	6	231.7	3	231.7	10	232.2
16	21	Fortec Motorsport	GBR	Calan Williams	AUS			Dallara F317 HWA	Fortec Motorsport	230.7	8	230.7	13	230.2	6	229.7	4	229.7	5	230.2





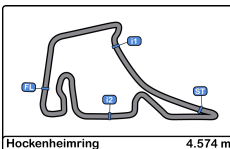


Hockenheimring  
Euroformula Open  
Qualifying - 2  
Fastest Laps Sequence



Lap	Time of Day	Session Time	Nº	Entrant	Nat	Driver	Nat	Cat	Chassis - Engine	Team	Time	Km/h
2	9:03:43.183	3:43.183	31	Carlin Motorsport	GBR	Billy Monger	GBR	R	Dallara F317 Spiess	Carlin Motorsport	1:37.276	169.2
2	9:04:39.066	4:39.066	30	Team Motopark	DEU	Liam Lawson	NZL	R	Dallara F317 Spiess	Team Motopark	1:36.198	171.1
3	9:05:18.344	5:18.344	31	Carlin Motorsport	GBR	Billy Monger	GBR	R	Dallara F317 Spiess	Carlin Motorsport	1:35.161	173.0
3	9:05:25.528	5:25.528	26	Double R	GBR	Linus Lundqvist	SWE	R	Dallara F317 HWA	Double R	1:34.600	174.0
3	9:05:31.758	5:31.758	11	Carlin Motorsport	GBR	Teppei Natori	JPN	R	Dallara F317 Spiess	Carlin Motorsport	1:33.623	175.8
4	9:06:59.012	6:59.012	26	Double R	GBR	Linus Lundqvist	SWE	R	Dallara F317 HWA	Double R	1:33.484	176.1
4	9:07:01.327	7:01.327	51	Teo Martin Motorsport	ESP	Aldo Festante	ITA		Dallara F317 HWA	Teo Martin Motorsport	1:33.472	176.1
4	9:07:04.856	7:04.856	11	Carlin Motorsport	GBR	Teppei Natori	JPN	R	Dallara F317 Spiess	Carlin Motorsport	1:33.098	176.8
4	9:07:08.731	7:08.731	8	Teo Martin Motorsport	ESP	Lukas Dunner	AUT		Dallara F317 HWA	Teo Martin Motorsport	1:33.038	176.9
4	9:07:52.185	7:52.185	14	Team Motopark	DEU	Yuki Tsunoda	JPN	R	Dallara F317 Spiess	Team Motopark	1:32.768	177.5
6	9:10:14.227	10:14.227	8	Teo Martin Motorsport	ESP	Lukas Dunner	AUT		Dallara F317 HWA	Teo Martin Motorsport	1:32.455	178.1
9	9:21:25.197	21:25.197	26	Double R	GBR	Linus Lundqvist	SWE	R	Dallara F317 HWA	Double R	1:32.240	178.5
9	9:22:21.470	22:21.470	18	Team Motopark	DEU	Julian Hanses	DEU		Dallara F317 Spiess	Team Motopark	1:32.000	178.9
9	9:22:39.966	22:39.966	14	Team Motopark	DEU	Yuki Tsunoda	JPN	R	Dallara F317 Spiess	Team Motopark	1:31.909	179.1
10	9:24:01.767	24:01.767	30	Team Motopark	DEU	Liam Lawson	NZL	R	Dallara F317 Spiess	Team Motopark	1:31.900	179.1
10	9:24:11.604	24:11.604	14	Team Motopark	DEU	Yuki Tsunoda	JPN	R	Dallara F317 Spiess	Team Motopark	1:31.638	179.6
11	9:25:43.120	25:43.120	14	Team Motopark	DEU	Yuki Tsunoda	JPN	R	Dallara F317 Spiess	Team Motopark	1:31.516	179.9
10	9:26:06.975	26:06.975	33	Team Motopark	DEU	Marino Sato	JPN		Dallara F317 Spiess	Team Motopark	1:31.469	180.0



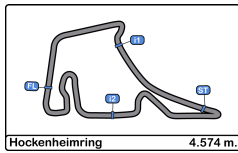


**Hockenheimring**  
**Euroformula Open**  
**Qualifying - 2**  
**Event Best Maximum Speed**



Nº	Entrant	Nat	Driver	Nat	Cat	Clas	Chassis - Engine	Team	Km/h	Session
63	Carlin Motorsport	GBR	Nicolai Kjaergaard	DNK	R	1	Dallara F317 Spiess	Carlin Motorsport	243.7	Race - 1
30	Team Motopark	DEU	Liam Lawson	NZL	R	2	Dallara F317 Spiess	Team Motopark	243.2	Race - 1
18	Team Motopark	DEU	Julian Hanes	DEU			Dallara F317 Spiess	Team Motopark	242.6	Race - 1
14	Team Motopark	DEU	Yuki Tsunoda	JPN	R	3	Dallara F317 Spiess	Team Motopark	242.1	Race - 1
20	Fortec Motorsport	GBR	Cameron Das	USA			Dallara F317 HWA	Fortec Motorsport	240.5	Race - 1
77	Teo Martin	ESP	Guilherme Samaia	BRA			Dallara F317 HWA	Teo Martin	240.0	Race - 1
11	Carlin Motorsport	GBR	Teppei Natori	JPN	R	4	Dallara F317 Spiess	Carlin Motorsport	240.0	Race - 1
21	Fortec Motorsport	GBR	Calan Williams	AUS			Dallara F317 HWA	Fortec Motorsport	239.4	Qualifying - 1
12	Carlin Motorsport	GBR	Christian Hahn	BRA			Dallara F317 Spiess	Carlin Motorsport	239.4	Qualifying - 1
26	Double R	GBR	Linus Lundqvist	SWE	R	5	Dallara F317 HWA	Double R	239.4	Qualifying - 2
51	Teo Martin	ESP	Aldo Festante	ITA			Dallara F317 HWA	Teo Martin	238.9	Race - 1
7	Double R	GBR	Jack Doohan	AUS	R	6	Dallara F317 HWA	Double R	238.9	Race - 1
8	Teo Martin	ESP	Lukas Dunner	AUT			Dallara F317 HWA	Teo Martin	238.9	Qualifying - 2
31	Carlin Motorsport	GBR	Billy Monger	GBR	R	7	Dallara F317 Spiess	Carlin Motorsport	238.4	Race - 1
33	Team Motopark	DEU	Marino Sato	JPN			Dallara F317 Spiess	Team Motopark	237.8	Qualifying - 2
99	Drivex School	ESP	Rui Andrade	AGO	R	8	Dallara F317 Piedrafita	Drivex School	234.2	Qualifying - 1





**Hockenheimring**  
Euroformula Open  
Qualifying - 2  
**Pit Stop Analysis**



**7** Jack Doohan R Double R  
Dallara F317 HWA

Nr.	In Day Time	In Time	Out Time	Pit Time	T. Pit Time	Handicap	Penalty
1	9:12:12.247	9:12:12.247	9:16:21.506	4:09.259	4:09.259		

**8** Lukas Dunner Teo Martin Motorsport  
Dallara F317 HWA

Nr.	In Day Time	In Time	Out Time	Pit Time	T. Pit Time	Handicap	Penalty
1	9:11:48.872	9:11:48.872	9:17:32.982	5:44.110	5:44.110		

**11** Teppei Natori R Carlin Motorsport  
Dallara F317 Spiess

Nr.	In Day Time	In Time	Out Time	Pit Time	T. Pit Time	Handicap	Penalty
1	9:11:58.649	9:11:58.649	9:16:14.938	4:16.289	4:16.289		

**12** Christian Hahn Carlin Motorsport  
Dallara F317 Spiess

Nr.	In Day Time	In Time	Out Time	Pit Time	T. Pit Time	Handicap	Penalty
1	9:11:44.210	9:11:44.210	9:17:07.129	5:22.919	5:22.919		

**14** Yuki Tsunoda R Team Motopark  
Dallara F317 Spiess

Nr.	In Day Time	In Time	Out Time	Pit Time	T. Pit Time	Handicap	Penalty
1	9:11:03.294	9:11:03.294	9:17:35.040	6:31.746	6:31.746		

**18** Julian Hanses Team Motopark  
Dallara F317 Spiess

Nr.	In Day Time	In Time	Out Time	Pit Time	T. Pit Time	Handicap	Penalty
1	9:11:28.158	9:11:28.158	9:17:31.805	6:03.647	6:03.647		

**20** Cameron Das Fortec Motorsport  
Dallara F317 HWA

Nr.	In Day Time	In Time	Out Time	Pit Time	T. Pit Time	Handicap	Penalty
1	9:10:21.861	9:10:21.861	9:17:08.719	6:46.858	6:46.858		

**21** Calan Williams Fortec Motorsport  
Dallara F317 HWA

Nr.	In Day Time	In Time	Out Time	Pit Time	T. Pit Time	Handicap	Penalty
1	9:13:36.243	9:13:36.243	9:19:11.070	5:34.827	5:34.827		

**26** Linus Lundqvist R Double R  
Dallara F317 HWA

Nr.	In Day Time	In Time	Out Time	Pit Time	T. Pit Time	Handicap	Penalty
1	9:10:11.169	9:10:11.169	9:16:29.532	6:18.363	6:18.363		

**30** Liam Lawson R Team Motopark  
Dallara F317 Spiess

Nr.	In Day Time	In Time	Out Time	Pit Time	T. Pit Time	Handicap	Penalty
1	9:10:59.849	9:10:59.849	9:17:18.132	6:18.283	6:18.283		

**31** Billy Monger R Carlin Motorsport  
Dallara F317 Spiess

Nr.	In Day Time	In Time	Out Time	Pit Time	T. Pit Time	Handicap	Penalty
1	9:13:20.355	9:13:20.355	9:17:11.115	3:50.760	3:50.760		

**33** Marino Sato Team Motopark  
Dallara F317 Spiess

Nr.	In Day Time	In Time	Out Time	Pit Time	T. Pit Time	Handicap	Penalty
1	9:10:41.683	9:10:41.683	9:19:46.659	9:04.976	9:04.976		

**51** Aldo Festante Teo Martin Motorsport  
Dallara F317 HWA

Nr.	In Day Time	In Time	Out Time	Pit Time	T. Pit Time	Handicap	Penalty
1	9:10:12.750	9:10:12.750	9:14:50.422	4:37.672	4:37.672		

**63** Nicolai Kjaergaard R Carlin Motorsport  
Dallara F317 Spiess

Nr.	In Day Time	In Time	Out Time	Pit Time	T. Pit Time	Handicap	Penalty
1	9:11:57.571	9:11:57.571	9:17:00.964	5:03.393	5:03.393		

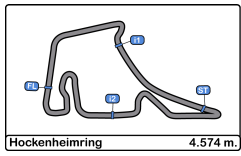
**77** Guilherme Samaia Teo Martin Motorsport  
Dallara F317 HWA

Nr.	In Day Time	In Time	Out Time	Pit Time	T. Pit Time	Handicap	Penalty
1	9:11:08.638	9:11:08.638	9:17:19.681	6:11.043	6:11.043		

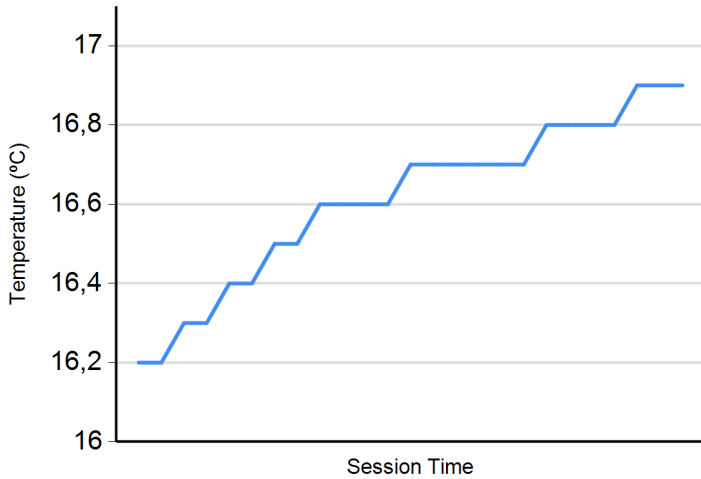
**99** Rui Andrade R Drivex School  
Dallara F317 Piedrafita

Nr.	In Day Time	In Time	Out Time	Pit Time	T. Pit Time	Handicap	Penalty
1	9:11:05.893	9:11:05.893	9:15:46.930	4:41.037	4:41.037		

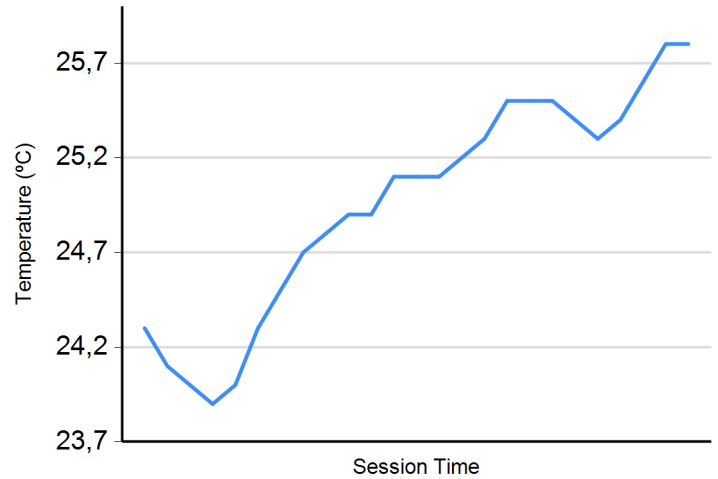




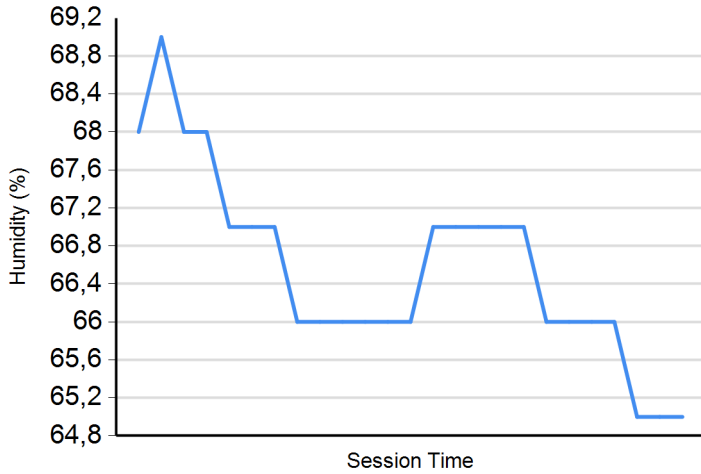
**Air Temperature**



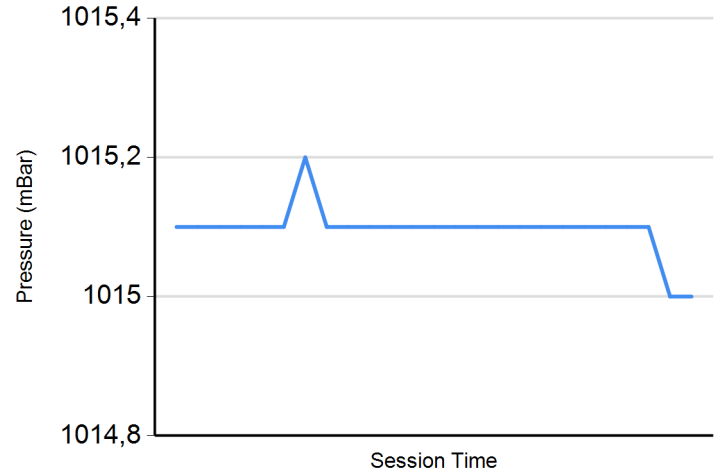
**Track Temperature**



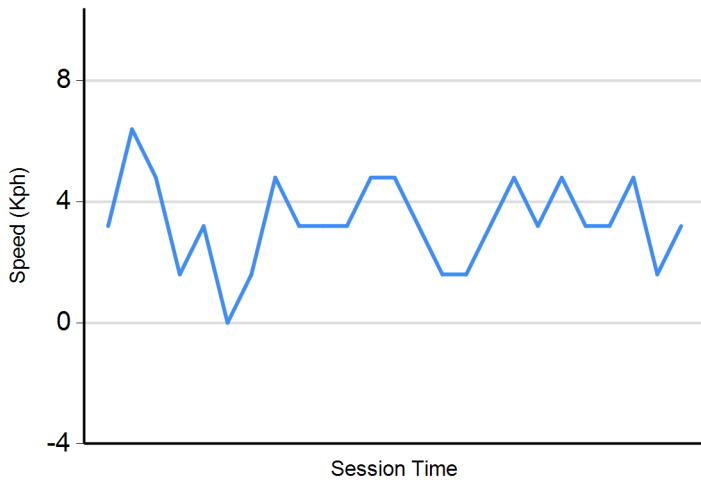
**Humidity**



**Pressure**



**Wind Speed**



**Wind direction**

North = 0°/360° Est = 90° South = 180° West = 270°

