

Hockenheimring
Euroformula Open
Race - 1
Provisional Results



Cls	Nº	Entrant	Nat	Driver	Nat	Cat	Cls	Chassis - Engine	Team	Laps	Total Time	Gap	Interval	Km/h	Best	Time	Km/h
1	33	Team Motopark	DEU	Marino Sato	JPN			Dallara F317 Spiess	Team Motopark	19	29:52.075			174.5	14	1:33.293	176.5
2	7	Double R	GBR	Jack Doohan	AUS	R	1	Dallara F317 HWA	Double R	19	29:57.296	5.221	5.221	174.0	8	1:33.871	175.4
3	30	Team Motopark	DEU	Liam Lawson	NZL	R	2	Dallara F317 Spiess	Team Motopark	19	29:58.543	6.468	1.247	173.9	13	1:33.445	176.2
4	14	Team Motopark	DEU	Yuki Tsunoda	JPN	R	3	Dallara F317 Spiess	Team Motopark	19	30:00.853	8.778	2.310	173.7	14	1:33.559	176.0
5	26	Double R	GBR	Linus Lundqvist	SWE	R	4	Dallara F317 HWA	Double R	19	30:05.505	13.430	4.652	173.2	13	1:33.999	175.1
6	18	Team Motopark	DEU	Julian Hanses	DEU			Dallara F317 Spiess	Team Motopark	19	30:06.879	14.804	1.374	173.1	13	1:33.981	175.2
7	8	Teo Martin Motorsport	ESP	Lukas Dunner	AUT			Dallara F317 HWA	Teo Martin Motorsport	19	30:11.321	19.246	4.442	172.7	17	1:33.898	175.3
8	12	Carlin Motorsport	GBR	Christian Hahn	BRA			Dallara F317 Spiess	Carlin Motorsport	19	30:21.105	29.030	9.784	171.7	17	1:34.728	173.8
9	63	Carlin Motorsport	GBR	Nicolai Kjaergaard	DNK	R	5	Dallara F317 Spiess	Carlin Motorsport	19	30:21.557	29.482	0.452	171.7	17	1:34.520	174.2
10	20	Fortec Motorsport	GBR	Cameron Das	USA			Dallara F317 HWA	Fortec Motorsport	19	30:22.153	30.078	0.596	171.6	8	1:34.572	174.1
11	11	Carlin Motorsport	GBR	Teppei Natori	JPN	R	6	Dallara F317 Spiess	Carlin Motorsport	19	30:31.698	39.623	9.545	170.8	9	1:34.954	173.4
12	31	Carlin Motorsport	GBR	Billy Monger	GBR	R	7	Dallara F317 Spiess	Carlin Motorsport	19	30:32.968	40.893	1.270	170.6	9	1:35.135	173.0
13	99	Drivex School	ESP	Rui Andrade	AGO	R	8	Dallara F317 Piedrafita	Drivex School	19	30:56.985	1:04.910	24.017	168.4	18	1:36.158	171.2
14	77	Teo Martin Motorsport	ESP	Guilherme Samaia	BRA			Dallara F317 HWA	Teo Martin Motorsport	18	30:24.632	1 Lap	1 Lap	162.4	13	1:35.026	173.2
15	21	Fortec Motorsport	GBR	Calan Williams	AUS			Dallara F317 HWA	Fortec Motorsport	18	30:33.574	1 Lap	8.942	161.6	10	1:34.840	173.6
Not classified: (Requirements: 75% of number laps of leader = 15 Laps)																	
	51	Teo Martin Motorsport	ESP	Aldo Festante	ITA			Dallara F317 HWA	Teo Martin Motorsport	2	3:43.659	17 Laps	16 Laps	147.2	1	1:44.927	156.9

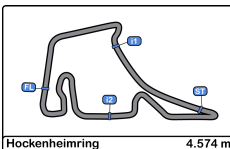
Fastest lap Marino Sato in 1:33.293 at 176.5 Km/h in lap 14

Published at:.....

Track Temp: **35.8 °C** Air Temp: **22.3 °C** Humidity: **42 %** Track Status: **DRY**

Stewards:	Race Director:	Timekeeper:





Hockenheimring
Euroformula Open
Race - 1
Provisional Results by Class



Cls	Nº	Entrant	Nat	Driver	Nat	Cat	Cls	Chassis - Engine	Team	Laps	Total Time	Gap	Interval	Km/h	Best	Time	Km/h
1	33	Team Motopark	DEU	Marino Sato	JPN			Dallara F317 Spiess	Team Motopark	19	29:52.075			174.5	14	1:33.293	176.5
2	18	Team Motopark	DEU	Julian Hanses	DEU			Dallara F317 Spiess	Team Motopark	19	30:06.879	14.804	14.804	173.1	13	1:33.981	175.2
3	8	Teo Martin Motorsport	ESP	Lukas Dunner	AUT			Dallara F317 HWA	Teo Martin Motorsport	19	30:11.321	19.246	4.442	172.7	17	1:33.898	175.3
4	12	Carlin Motorsport	GBR	Christian Hahn	BRA			Dallara F317 Spiess	Carlin Motorsport	19	30:21.105	29.030	9.784	171.7	17	1:34.728	173.8
5	20	Fortec Motorsport	GBR	Cameron Das	USA			Dallara F317 HWA	Fortec Motorsport	19	30:22.153	30.078	1.048	171.6	8	1:34.572	174.1
6	77	Teo Martin Motorsport	ESP	Guilherme Samaia	BRA			Dallara F317 HWA	Teo Martin Motorsport	18	30:24.632	1 Lap	1 Lap	162.4	13	1:35.026	173.2
7	21	Fortec Motorsport	GBR	Calan Williams	AUS			Dallara F317 HWA	Fortec Motorsport	18	30:33.574	1 Lap	8.942	161.6	10	1:34.840	173.6

Not classified: (Requirements: 75% of number laps of leader = 15 Laps)

51	Teo Martin Motorsport	ESP	Aldo Festante	ITA			Dallara F317 HWA	Teo Martin Motorsport	2	3:43.659	17 Laps	16 Laps	147.2	1	1:44.927	156.9
----	-----------------------	-----	---------------	-----	--	--	------------------	-----------------------	---	----------	---------	---------	-------	---	----------	-------

Rookie

1	7	Double R	GBR	Jack Doohan	AUS	R	1	Dallara F317 HWA	Double R	19	29:57.296			174.0	8	1:33.871	175.4
2	30	Team Motopark	DEU	Liam Lawson	NZL	R	2	Dallara F317 Spiess	Team Motopark	19	29:58.543	6.468	1.247	173.9	13	1:33.445	176.2
3	14	Team Motopark	DEU	Yuki Tsunoda	JPN	R	3	Dallara F317 Spiess	Team Motopark	19	30:00.853	8.778	2.310	173.7	14	1:33.559	176.0
4	26	Double R	GBR	Linus Lundqvist	SWE	R	4	Dallara F317 HWA	Double R	19	30:05.505	13.430	4.652	173.2	13	1:33.999	175.1
5	63	Carlin Motorsport	GBR	Nicolai Kjaergaard	DNK	R	5	Dallara F317 Spiess	Carlin Motorsport	19	30:21.557	29.482	16.052	171.7	17	1:34.520	174.2
6	11	Carlin Motorsport	GBR	Teppei Natori	JPN	R	6	Dallara F317 Spiess	Carlin Motorsport	19	30:31.698	39.623	10.141	170.8	9	1:34.954	173.4
7	31	Carlin Motorsport	GBR	Billy Monger	GBR	R	7	Dallara F317 Spiess	Carlin Motorsport	19	30:32.968	40.893	1.270	170.6	9	1:35.135	173.0
8	99	Drivex School	ESP	Rui Andrade	AGO	R	8	Dallara F317 Piedrafita	Drivex School	19	30:56.985	1:04.910	24.017	168.4	18	1:36.158	171.2

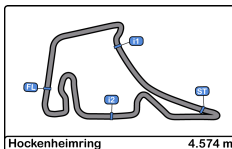
Fastest lap Marino Sato in 1:33.293 at 176.5 Km/h in lap 14

Published at:.....

Track Temp: 35.8 °C Air Temp: 22.3 °C Humidity: 42 % Track Status: DRY

Stewards:	Race Director:	Timekeeper: 
------------------	-----------------------	---





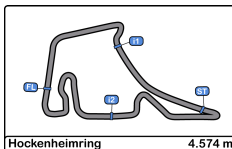
Hockenheimring
Euroformula Open
Race - 1

Provisional Classification by Driver Fastest Lap



Clas	Nº	Entrant	Nat	Driver	Nat	Cat	Clas	Chassis - Engine	Team	Laps	Best	Time	Gap	Interval	Km/h
1	33	Team Motopark	DEU	Marino Sato	JPN			Dallara F317 Spiess	Team Motopark	19	14	1:33.293			176.5
2	30	Team Motopark	DEU	Liam Lawson	NZL	R	1	Dallara F317 Spiess	Team Motopark	19	13	1:33.445	0.152	0.152	176.2
3	14	Team Motopark	DEU	Yuki Tsunoda	JPN	R	2	Dallara F317 Spiess	Team Motopark	19	14	1:33.559	0.266	0.114	176.0
4	7	Double R	GBR	Jack Doohan	AUS	R	3	Dallara F317 HWA	Double R	19	8	1:33.871	0.578	0.312	175.4
5	8	Teo Martin Motorsport	ESP	Lukas Dunner	AUT			Dallara F317 HWA	Teo Martin Motorsport	19	17	1:33.898	0.605	0.027	175.3
6	18	Team Motopark	DEU	Julian Hanes	DEU			Dallara F317 Spiess	Team Motopark	19	13	1:33.981	0.688	0.083	175.2
7	26	Double R	GBR	Linus Lundqvist	SWE	R	4	Dallara F317 HWA	Double R	19	13	1:33.999	0.706	0.018	175.1
8	63	Carlin Motorsport	GBR	Nicolai Kjaergaard	DNK	R	5	Dallara F317 Spiess	Carlin Motorsport	19	17	1:34.520	1.227	0.521	174.2
9	20	Fortec Motorsport	GBR	Cameron Das	USA			Dallara F317 HWA	Fortec Motorsport	19	8	1:34.572	1.279	0.052	174.1
10	12	Carlin Motorsport	GBR	Christian Hahn	BRA			Dallara F317 Spiess	Carlin Motorsport	19	17	1:34.728	1.435	0.156	173.8
11	21	Fortec Motorsport	GBR	Calan Williams	AUS			Dallara F317 HWA	Fortec Motorsport	18	10	1:34.840	1.547	0.112	173.6
12	11	Carlin Motorsport	GBR	Teppei Natori	JPN	R	6	Dallara F317 Spiess	Carlin Motorsport	19	9	1:34.954	1.661	0.114	173.4
13	77	Teo Martin Motorsport	ESP	Guilherme Samaia	BRA			Dallara F317 HWA	Teo Martin Motorsport	18	13	1:35.026	1.733	0.072	173.2
14	31	Carlin Motorsport	GBR	Billy Monger	GBR	R	7	Dallara F317 Spiess	Carlin Motorsport	19	9	1:35.135	1.842	0.109	173.0
15	99	Drivex School	ESP	Rui Andrade	AGO	R	8	Dallara F317 Piedrafita	Drivex School	19	18	1:36.158	2.865	1.023	171.2
16	51	Teo Martin Motorsport	ESP	Aldo Festante	ITA			Dallara F317 HWA	Teo Martin Motorsport	2	1	1:44.927	11.634	8.769	156.9



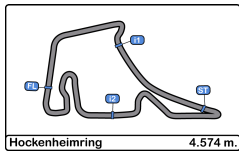


Hockenheimring
Euroformula Open
Race - 1
Distance and Speed Average



Clas	Nº	Entrant	Nat	Driver	Nat	Cat	Clas	Chassis - Engine	Team	Laps	Distance	Total Time	Km/h
1	33	Team Motopark		Marino Sato				Dallara F317 Spiess	Team Motopark	19	86.90	29:52.075	174.5
2	7	Double R		Jack Doohan		R	1	Dallara F317 HWA	Double R	19	86.90	29:57.296	174.0
3	30	Team Motopark		Liam Lawson		R	2	Dallara F317 Spiess	Team Motopark	19	86.90	29:58.543	173.9
4	14	Team Motopark		Yuki Tsunoda		R	3	Dallara F317 Spiess	Team Motopark	19	86.90	30:00.853	173.7
5	26	Double R		Linus Lundqvist		R	4	Dallara F317 HWA	Double R	19	86.90	30:05.505	173.2
6	18	Team Motopark		Julian Hanes				Dallara F317 Spiess	Team Motopark	19	86.90	30:06.879	173.1
7	8	Teo Martin Motorsport		Lukas Dunner				Dallara F317 HWA	Teo Martin Motorsport	19	86.90	30:11.321	172.7
8	12	Carlin Motorsport		Christian Hahn				Dallara F317 Spiess	Carlin Motorsport	19	86.90	30:21.105	171.7
9	63	Carlin Motorsport		Nicolai Kjaergaard		R	5	Dallara F317 Spiess	Carlin Motorsport	19	86.90	30:21.557	171.7
10	20	Fortec Motorsport		Cameron Das				Dallara F317 HWA	Fortec Motorsport	19	86.90	30:22.153	171.6
11	11	Carlin Motorsport		Teppei Natori		R	6	Dallara F317 Spiess	Carlin Motorsport	19	86.90	30:31.698	170.8
12	31	Carlin Motorsport		Billy Monger		R	7	Dallara F317 Spiess	Carlin Motorsport	19	86.90	30:32.968	170.6
13	99	Drivex School		Rui Andrade		R	8	Dallara F317 Piedrafita	Drivex School	19	86.90	30:56.985	168.4
14	77	Teo Martin Motorsport		Guilherme Samaia				Dallara F317 HWA	Teo Martin Motorsport	18	82.33	30:24.632	162.4
15	21	Fortec Motorsport		Calan Williams				Dallara F317 HWA	Fortec Motorsport	18	82.33	30:33.574	161.6
Not classified: (Requirements: 75% of number laps of leader = 15 Laps)													
	51	Teo Martin Motorsport		Aldo Festante				Dallara F317 HWA	Teo Martin Motorsport	2	09.14	3:43.659	147.2





Hockenheimring
Euroformula Open
Race - 1
Lap Analysis



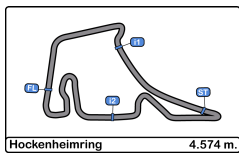
7 Jack Doohan R Dallara F317 HWA **11** Teppei Natori R Dallara F317 Spiess
 Double R Carlin Motorsport

Lap	D	Time	Sector 1	Sector 2	Sector 3	T. Spd	Elapsed	Lap	D	Time	Sector 1	Sector 2	Sector 3	T. Spd	Elapsed
1		1:40.881	26.184	46.123	28.574	232.7	1:40.881	1		1:44.641	28.302	46.642	29.697	236.8	1:44.641
2		1:34.745	20.563	45.586	28.596	236.3	3:15.626	2		1:45.965	20.947	55.958	29.060	236.8	3:30.606
3		1:34.601	20.350	45.506	28.745	238.9	4:50.227	3		1:35.061	20.660	45.754	28.647	235.2	5:05.667
4		1:34.673	20.392	45.759	28.522	236.8	6:24.900	4		1:35.519	20.599	46.173	28.747	232.7	6:41.186
5		1:34.162	20.328	45.535	28.299	236.3	7:59.062	5		1:34.998	20.657	45.505	28.836	234.2	8:16.184
6		1:34.090	20.315	45.439	28.336	235.8	9:33.152	6		1:35.064	20.713	45.507	28.844	233.2	9:51.248
7		1:33.909	20.247	45.357	28.305	234.2	11:07.061	7		1:35.088	20.725	45.634	28.729	233.2	11:26.336
8		1:33.871	20.231	45.297	28.343	234.2	12:40.932	8		1:35.120	20.695	45.715	28.710	233.7	13:01.456
9		1:34.215	20.385	45.355	28.475	235.2	14:15.147	9		1:34.954	20.667	45.500	28.787	233.7	14:36.410
10		1:35.473	20.271	46.159	29.043	233.7	15:50.620	10		1:35.307	20.756	45.657	28.894	233.2	16:11.717
11		1:34.283	20.339	45.487	28.457	236.3	17:24.903	11		1:35.074	20.593	45.485	28.996	235.8	17:46.791
12		1:34.289	20.391	45.524	28.374	235.8	18:59.192	12		1:35.234	20.696	45.550	28.988	236.3	19:22.025
13		1:34.098	20.293	45.393	28.412	234.2	20:33.290	13		1:35.739	21.058	45.478	29.203	237.8	20:57.764
14		1:34.004	20.197	45.579	28.228	233.2	22:07.294	14		1:36.019	21.198	46.144	28.677	234.7	22:33.783
15		1:33.947	20.294	45.436	28.217	232.7	23:41.241	15		1:35.200	20.758	45.577	28.865	237.3	24:08.983
16		1:34.101	20.229	45.530	28.342	233.7	25:15.342	16		1:37.001	20.794	46.806	29.401	240.0	25:45.984
17		1:33.896	20.328	45.279	28.289	234.2	26:49.238	17		1:35.244	20.781	45.604	28.859	232.2	27:21.228
18		1:34.112	20.253	45.410	28.449	232.7	28:23.350	18		1:35.053	20.683	45.407	28.963	232.2	28:56.281
19		1:33.946	20.313	45.254	28.379	232.7	29:57.296	19		1:35.417	20.897	45.476	29.044	233.2	30:31.698

8 Lukas Dunner Dallara F317 HWA **12** Christian Hahn Dallara F317 Spiess
 Teo Martin Motorsport Carlin Motorsport

Lap	D	Time	Sector 1	Sector 2	Sector 3	T. Spd	Elapsed	Lap	D	Time	Sector 1	Sector 2	Sector 3	T. Spd	Elapsed
1		1:43.938	27.727	46.601	29.610	230.2	1:43.938	1		1:42.811	26.776	46.776	29.259	237.8	1:42.811
2		1:37.063	21.496	46.259	29.308	235.8	3:21.001	2		1:36.682	21.046	46.601	29.035	239.4	3:19.493
3		1:35.486	20.720	46.037	28.729	231.7	4:56.487	3		1:35.714	20.794	46.188	28.732	236.3	4:55.207
4		1:34.733	20.465	45.767	28.501	234.2	6:31.220	4		1:35.026	20.503	45.686	28.837	237.8	6:30.233
5		1:35.599	20.569	45.899	29.131	236.3	8:06.819	5		1:36.146	20.731	46.516	28.899	237.8	8:06.379
6		1:34.965	20.609	45.474	28.882	238.4	9:41.784	6		1:35.183	20.764	45.384	29.035	238.9	9:41.562
7		1:35.029	20.734	45.837	28.458	236.8	11:16.813	7		1:36.166	20.744	46.371	29.051	236.8	11:17.728
8		1:34.691	20.736	45.668	28.287	231.7	12:51.504	8		1:35.132	20.771	45.553	28.808	239.4	12:52.860
9		1:34.570	20.365	45.680	28.525	231.7	14:26.074	9		1:36.417	21.554	45.963	28.900	235.8	14:29.277
10		1:34.573	20.344	45.749	28.480	230.7	16:00.647	10		1:36.522	21.721	45.915	28.886	238.4	16:05.799
11		1:34.220	20.280	45.601	28.339	231.2	17:34.867	11		1:35.173	20.889	45.601	28.683	234.7	17:40.972
12		1:34.393	20.405	45.694	28.294	232.2	19:09.260	12		1:34.878	20.488	45.736	28.654	234.7	19:15.850
13		1:33.936	20.316	45.514	28.106	231.2	20:43.196	13		1:34.868	20.678	45.580	28.610	234.2	20:50.718
14		1:33.995	20.272	45.549	28.174	231.2	22:17.191	14		1:34.841	20.664	45.597	28.580	233.7	22:25.559
15		1:34.609	20.660	45.723	28.226	231.7	23:51.800	15		1:34.836	20.583	45.638	28.615	234.7	24:00.395
16		1:34.330	20.583	45.490	28.257	233.7	25:26.130	16		1:35.011	20.776	45.601	28.634	234.7	25:35.406
17		1:33.898	20.372	45.380	28.146	232.7	27:00.028	17		1:34.728	20.619	45.435	28.674	234.7	27:10.134
18		1:36.601	21.243	46.574	28.784	229.2	28:36.629	18		1:36.101	20.709	46.403	28.989	234.2	28:46.235
19		1:34.692	20.838	45.506	28.348	231.7	30:11.321	19		1:34.870	20.539	45.557	28.774	234.7	30:21.105





Hockenheimring
Euroformula Open
Race - 1
Lap Analysis



14

Yuki Tsunoda

R

Dallara F317 Spiess

20

Cameron Das

Dallara F317 HWA

Team Motopark

Fortec Motorsport

Lap D	Time	Sector 1	Sector 2	Sector 3	T. Spd	Elapsed	Lap D	Time	Sector 1	Sector 2	Sector 3	T. Spd	Elapsed
1	1:43.113	27.503	46.351	29.259	241.6	1:43.113	1	1:45.410	28.460	47.183	29.767	238.9	1:45.410
2	1:35.706	21.077	45.808	28.821	241.6	3:18.819	2	1:37.868	21.014	47.793	29.061	240.5	3:23.278
3	1:34.976	20.437	45.526	29.013	237.8	4:53.795	3	1:37.978	22.040	46.877	29.061	230.7	5:01.256
4	1:34.959	20.547	45.442	28.970	242.1	6:28.754	4	1:34.979	20.876	45.677	28.426	238.4	6:36.235
5	1:34.417	20.473	45.322	28.622	240.0	8:03.171	5	1:35.178	20.571	45.622	28.985	233.2	8:11.413
6	1:34.579	20.360	45.741	28.478	240.5	9:37.750	6	1:34.925	20.634	45.618	28.673	232.2	9:46.338
7	1:33.993	20.286	45.302	28.405	238.9	11:11.743	7	1:34.635	20.551	45.635	28.449	231.2	11:20.973
8	1:35.401	20.433	46.365	28.603	240.5	12:47.144	8	1:34.572	20.486	45.589	28.497	235.8	12:55.545
9	1:33.995	20.302	45.183	28.510	237.8	14:21.139	9	1:35.128	20.542	45.578	29.008	238.4	14:30.673
10	1:34.231	20.480	45.361	28.390	240.0	15:55.370	10	1:36.068	21.066	45.891	29.111	239.4	16:06.741
11	1:34.168	20.451	45.512	28.205	239.4	17:29.538	11	1:35.428	20.705	45.586	29.137	240.0	17:42.169
12	1:33.687	20.229	45.325	28.133	235.2	19:03.225	12	1:35.007	20.494	45.714	28.799	240.0	19:17.176
13	1:33.714	20.263	45.299	28.152	235.8	20:36.939	13	1:34.708	20.560	45.379	28.769	237.3	20:51.884
14	1:33.559	20.217	45.217	28.125	234.7	22:10.498	14	1:35.174	20.501	45.729	28.944	238.9	22:27.058
15	1:34.310	20.451	45.333	28.526	235.8	23:44.808	15	1:34.908	20.505	45.668	28.735	239.4	24:01.966
16	1:34.023	20.380	45.258	28.385	237.3	25:18.831	16	1:35.267	20.856	45.489	28.922	237.3	25:37.233
17	1:33.893	20.395	45.165	28.333	235.8	26:52.724	17	1:34.712	20.478	45.272	28.962	236.3	27:11.945
18	1:34.127	20.540	45.189	28.398	234.7	28:26.851	18	1:35.358	20.751	45.707	28.900	231.7	28:47.303
19	1:34.002	20.356	45.272	28.374	235.2	30:00.853	19	1:34.850	20.648	45.411	28.791	235.2	30:22.153

18

Julian Hanses

Dallara F317 Spiess

21

Calan Williams

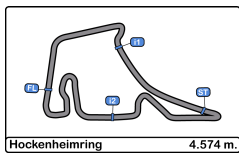
Dallara F317 HWA

Team Motopark

Fortec Motorsport

Lap D	Time	Sector 1	Sector 2	Sector 3	T. Spd	Elapsed	Lap D	Time	Sector 1	Sector 2	Sector 3	T. Spd	Elapsed
1	1:44.249	27.206	47.018	30.025	242.6	1:44.249	1	1:45.826	28.853	47.149	29.824	235.8	1:45.826
2	1:35.840	20.973	46.215	28.652	231.7	3:20.089	2	1:36.763	21.298	46.448	29.017	238.4	3:22.589
3	1:35.503	20.429	46.138	28.936	240.5	4:55.592	3	2:28.896 P	23.824	1:13.968	51.104	136.0	5:51.485
4	1:34.962	20.635	45.411	28.916	240.5	6:30.554	4	2:19.879	1:02.765	46.872	30.242	230.7	8:11.364
5	1:35.055	20.683	45.944	28.428	240.5	8:05.609	5	1:38.313	23.626	45.947	28.740	232.2	9:49.677
6	1:34.686	20.580	45.574	28.532	235.2	9:40.295	6	1:35.265	20.893	45.699	28.673	232.2	11:24.942
7	1:34.264	20.396	45.526	28.342	234.2	11:14.559	7	1:34.865	20.604	45.641	28.620	233.7	12:59.807
8	1:34.181	20.469	45.441	28.271	234.2	12:48.740	8	1:34.987	20.760	45.574	28.653	234.7	14:34.794
9	1:34.166	20.422	45.382	28.362	236.3	14:22.906	9	1:34.969	20.695	45.616	28.658	237.8	16:09.763
10	1:34.164	20.382	45.384	28.398	235.2	15:57.070	10	1:34.840	20.566	45.609	28.665	231.7	17:44.603
11	1:34.295	20.422	45.416	28.457	235.2	17:31.365	11	1:37.008	20.582	45.414	31.012	233.2	19:21.611
12	1:34.253	20.364	45.489	28.400	237.3	19:05.618	12	1:36.419	21.754	45.590	29.075	237.3	20:58.030
13	1:33.981	20.341	45.298	28.342	238.4	20:39.599	13	1:36.261	21.090	46.275	28.896	235.2	22:34.291
14	1:34.340	20.327	45.402	28.611	237.8	22:13.939	14	1:35.287	20.854	45.453	28.980	237.3	24:09.578
15	1:34.528	20.598	45.481	28.449	240.0	23:48.467	15	1:37.725	20.888	46.165	30.672	235.2	25:47.303
16	1:35.560	21.732	45.521	28.307	236.3	25:24.027	16	1:35.713	20.938	45.754	29.021	237.8	27:23.016
17	1:34.207	20.493	45.312	28.402	236.3	26:58.234	17	1:35.345	20.757	45.655	28.933	236.8	28:58.361
18	1:34.372	20.537	45.363	28.472	236.3	28:32.606	18	1:35.213	20.737	45.471	29.005	237.3	30:33.574
19	1:34.273	20.443	45.403	28.427	236.8	30:06.879							





Hockenheimring
Euroformula Open
Race - 1
Lap Analysis



26

Linus Lundqvist

R

Dallara F317 HWA

31

Billy Monger

R

Dallara F317 Spiess

Double R

Carlin Motorsport

Lap	D	Time	Sector 1	Sector 2	Sector 3	T. Spd	Elapsed	Lap	D	Time	Sector 1	Sector 2	Sector 3	T. Spd	Elapsed
1		1:42.149	26.426	46.139	29.584	238.4	1:42.149	1		1:47.015	28.473	48.294	30.248	234.7	1:47.015
2		1:35.511	20.732	45.998	28.781	234.2	3:17.660	2		1:37.063	21.275	46.675	29.113	238.4	3:24.078
3		1:35.677	20.439	46.417	28.821	233.2	4:53.337	3		1:36.714	21.276	46.499	28.939	233.2	5:00.792
4		1:34.875	20.551	45.722	28.602	236.3	6:28.212	4		1:36.537	20.916	46.635	28.986	234.2	6:37.329
5		1:34.407	20.442	45.530	28.435	235.2	8:02.619	5		1:35.681	20.717	46.110	28.854	235.8	8:13.010
6		1:34.402	20.418	45.603	28.381	234.2	9:37.021	6		1:35.703	20.914	45.872	28.917	234.7	9:48.713
7		1:34.318	20.332	45.522	28.464	233.7	11:11.339	7		1:35.406	20.796	46.130	28.480	233.2	11:24.119
8		1:35.093	20.310	46.416	28.367	233.7	12:46.432	8		1:35.146	20.593	45.909	28.644	234.2	12:59.265
9		1:34.421	20.277	45.654	28.490	234.2	14:20.853	9		1:35.135	20.658	45.863	28.614	234.2	14:34.400
10		1:34.204	20.212	45.575	28.417	234.2	15:55.057	10		1:36.239	20.707	46.486	29.046	233.2	16:10.639
11		1:35.335	20.341	46.301	28.693	234.2	17:30.392	11		1:35.269	20.644	45.935	28.690	236.3	17:45.908
12		1:34.325	20.403	45.474	28.448	237.8	19:04.717	12		1:35.639	20.804	45.971	28.864	234.7	19:21.547
13		1:33.999	20.338	45.376	28.285	236.3	20:38.716	13		1:35.806	20.761	45.676	29.369	234.2	20:57.353
14		1:34.748	20.236	46.004	28.508	234.7	22:13.464	14		1:35.422	20.895	45.875	28.652	234.7	22:32.775
15		1:34.542	20.567	45.555	28.420	234.2	23:48.006	15		1:35.499	20.875	45.903	28.721	234.7	24:08.274
16		1:34.491	20.453	45.485	28.553	235.8	25:22.497	16		1:38.567	20.902	47.706	29.959	234.7	25:46.841
17		1:34.310	20.389	45.417	28.504	234.2	26:56.807	17		1:35.519	20.892	45.758	28.869	236.8	27:22.360
18		1:34.261	20.289	45.488	28.484	234.2	28:31.068	18		1:35.464	20.853	45.794	28.817	236.3	28:57.824
19		1:34.437	20.410	45.534	28.493	234.2	30:05.505	19		1:35.144	20.700	45.645	28.799	235.8	30:32.968

30

Liam Lawson

R

Dallara F317 Spiess

33

Marino Sato

Dallara F317 Spiess

Team Motopark

Team Motopark

Lap	D	Time	Sector 1	Sector 2	Sector 3	T. Spd	Elapsed	Lap	D	Time	Sector 1	Sector 2	Sector 3	T. Spd	Elapsed
1		1:42.271	27.001	45.945	29.325	242.6	1:42.271	1		1:39.987	25.116	46.223	28.648	232.7	1:39.987
2		1:35.849	21.016	45.913	28.920	242.6	3:18.120	2		1:35.084	20.623	45.823	28.638	233.7	3:15.071
3		1:34.413	20.459	45.646	28.308	241.0	4:52.533	3		1:34.311	20.445	45.481	28.385	235.2	4:49.382
4		1:33.879	20.312	45.350	28.217	236.3	6:26.412	4		1:34.319	20.407	45.557	28.355	236.3	6:23.701
5		1:33.676	20.210	45.330	28.136	238.9	8:00.088	5		1:33.877	20.283	45.375	28.219	236.3	7:57.578
6		1:33.797	20.258	45.227	28.312	240.0	9:33.885	6		1:33.801	20.256	45.346	28.199	236.8	9:31.379
7		1:33.732	20.334	45.128	28.270	240.0	11:07.617	7		1:33.970	20.368	45.415	28.187	234.7	11:05.349
8		1:33.692	20.419	45.064	28.209	240.5	12:41.309	8		1:33.802	20.243	45.345	28.214	235.2	12:39.151
9		1:34.075	20.478	45.224	28.373	243.2	14:15.384	9		1:33.774	20.217	45.257	28.300	236.3	14:12.925
10		1:34.047	20.502	45.351	28.194	242.1	15:49.431	10		1:34.032	20.242	45.400	28.390	236.3	15:46.957
11		1:33.768	20.319	45.180	28.269	236.8	17:23.199	11		1:33.867	20.226	45.336	28.305	235.2	17:20.824
12		1:33.472	20.241	45.154	28.077	236.8	18:56.671	12		1:33.861	20.231	45.300	28.330	236.8	18:54.685
13		1:33.445	20.158	45.139	28.148	237.8	20:30.116	13		1:33.678	20.238	45.153	28.287	236.3	20:28.363
14		1:33.458	20.216	45.098	28.144	236.8	22:03.574	14		1:33.293	20.066	45.154	28.073	235.2	22:01.656
15		1:38.667	25.383	45.116	28.168	238.4	23:42.241	15		1:34.057	20.135	45.411	28.511	236.8	23:35.713
16		1:33.889	20.386	45.249	28.254	238.4	25:16.130	16		1:34.218	20.265	45.490	28.463	236.3	25:09.931
17		1:34.078	20.452	45.250	28.376	238.4	26:50.208	17		1:33.926	20.293	45.176	28.457	237.3	26:43.857
18		1:34.108	20.365	45.289	28.454	237.3	28:24.316	18		1:33.931	20.270	45.201	28.460	234.2	28:17.788
19		1:34.227	20.479	45.063	28.685	237.8	29:58.543	19		1:34.287	20.254	45.278	28.755	236.3	29:52.075

51

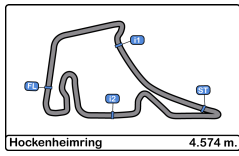
Aldo Festante

Dallara F317 HWA

Teo Martin Motorsport

Lap	D	Time	Sector 1	Sector 2	Sector 3	T. Spd	Elapsed
1		1:44.927	27.996	47.319	29.612	234.7	1:44.927
2		1:58.732 P	21.148	53.964	43.620	238.9	3:43.659





Hockenheimring
Euroformula Open
Race - 1
Lap Analysis



63

Nicolai Kjaergaard

R

Dallara F317 Spiess

99

Rui Andrade

R

Dallara F317
Piedrafita

Carlin Motorsport

Drivex School

Lap	D	Time	Sector 1	Sector 2	Sector 3	T. Spd	Elapsed	Lap	D	Time	Sector 1	Sector 2	Sector 3	T. Spd	Elapsed
1		1:46.299	29.268	46.902	30.129	243.7	1:46.299	1		1:49.630	31.539	47.737	30.354	227.3	1:49.630
2		1:35.434	20.633	45.911	28.890	236.8	3:21.733	2		1:39.110	21.502	47.604	30.004	230.2	3:28.740
3		1:35.257	20.473	45.774	29.010	241.0	4:56.990	3		1:38.514	21.515	47.251	29.748	227.8	5:07.254
4		1:35.152	20.549	45.913	28.690	240.0	6:32.142	4		1:37.376	21.253	46.658	29.465	231.7	6:44.630
5		1:35.373	20.659	45.854	28.860	236.3	8:07.515	5		1:37.148	21.067	46.581	29.500	230.7	8:21.778
6		1:35.123	20.707	45.724	28.692	236.8	9:42.638	6		1:37.588	21.322	46.714	29.552	229.2	9:59.366
7		1:35.529	20.473	45.770	29.286	236.8	11:18.167	7		1:37.162	21.218	46.555	29.389	229.2	11:36.528
8		1:35.184	20.782	45.552	28.850	240.0	12:53.351	8		1:36.969	21.098	46.303	29.568	229.7	13:13.497
9		1:36.329	20.918	46.296	29.115	233.7	14:29.680	9		1:36.935	21.114	46.392	29.429	229.2	14:50.432
10		1:36.614	21.051	46.300	29.263	233.7	16:06.294	10		1:36.981	21.058	46.543	29.380	229.7	16:27.413
11		1:35.259	20.801	45.594	28.864	239.4	17:41.553	11		1:36.734	20.959	46.413	29.362	229.7	18:04.147
12		1:35.192	20.695	45.813	28.684	235.8	19:16.745	12		1:37.113	21.069	46.507	29.537	229.2	19:41.260
13		1:34.671	20.379	45.596	28.696	237.3	20:51.416	13		1:37.049	21.176	46.421	29.452	229.7	21:18.309
14		1:35.144	20.579	45.906	28.659	236.3	22:26.560	14		1:36.665	21.021	46.482	29.162	228.3	22:54.974
15		1:35.061	20.536	45.899	28.626	235.8	24:01.621	15		1:36.588	20.871	46.368	29.349	230.2	24:31.562
16		1:34.879	20.630	45.796	28.453	235.2	25:36.500	16		1:36.383	21.067	46.047	29.269	230.7	26:07.945
17		1:34.520	20.462	45.591	28.467	235.8	27:11.020	17		1:36.460	20.869	46.231	29.360	229.2	27:44.405
18		1:35.699	20.528	45.804	29.367	235.2	28:46.719	18		1:36.158	20.821	46.180	29.157	229.7	29:20.563
19		1:34.838	20.565	45.502	28.771	238.4	30:21.557	19		1:36.422	20.752	46.299	29.371	229.7	30:56.985

77

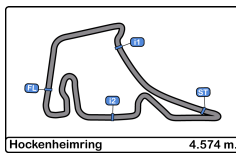
Guilherme Samaia

Dallara F317 HWA

Teo Martin Motorsport

Lap	D	Time	Sector 1	Sector 2	Sector 3	T. Spd	Elapsed
1		1:46.770	28.978	47.553	30.239	240.0	1:46.770
2		1:38.684	21.237	48.149	29.298	234.7	3:25.454
3		1:53.121 P	21.795	53.800	37.526	162.4	5:18.575
4		2:49.983	1:35.095	46.105	28.783	232.2	8:08.558
5		1:35.491	20.845	45.905	28.741	233.2	9:44.049
6		1:35.215	20.783	45.738	28.694	231.2	11:19.264
7		1:35.149	20.833	45.680	28.636	234.2	12:54.413
8		1:35.709	20.940	45.744	29.025	234.7	14:30.122
9		1:37.121	21.285	46.524	29.312	236.3	16:07.243
10		1:35.943	21.211	45.786	28.946	232.7	17:43.186
11		1:35.459	20.854	45.936	28.669	231.2	19:18.645
12		1:35.199	20.849	45.880	28.470	231.7	20:53.844
13		1:35.026	20.724	45.713	28.589	231.2	22:28.870
14		1:35.038	20.751	45.696	28.591	232.2	24:03.908
15		1:35.152	20.873	45.590	28.689	232.7	25:39.060
16		1:35.225	20.789	45.735	28.701	231.7	27:14.285
17		1:35.230	20.723	45.776	28.731	231.2	28:49.515
18		1:35.117	20.917	45.617	28.583	231.7	30:24.632





Hockenheimring
Euroformula Open
Race - 1
Analysis by Lap



Num	Lap Time	Gap
-----	----------	-----

Lap 1

33	1:39.987	
7	1:40.881	00.894
26	1:42.149	02.162
30	1:42.271	02.284
12	1:42.811	02.824
14	1:43.113	03.126
8	1:43.938	03.951
18	1:44.249	04.262
11	1:44.641	04.654
51	1:44.927	04.940
20	1:45.410	05.423
21	1:45.826	05.839
63	1:46.299	06.312
77	1:46.770	06.783
31	1:47.015	07.028
99	1:49.630	09.643

Num	Lap Time	Gap
-----	----------	-----

Lap 2

33	1:35.084	
7	1:34.745	00.555
26	1:35.511	02.589
30	1:35.849	03.049
14	1:35.706	03.748
12	1:36.682	04.422
18	1:35.840	05.018
8	1:37.063	05.930
63	1:35.434	06.662
21	1:36.763	07.518
20	1:37.868	08.207
31	1:37.063	09.007
77	1:38.684	10.383
99	1:39.110	13.669
11	1:45.965	15.535
51	1:58.732	28.588

Num	Lap Time	Gap
-----	----------	-----

Lap 3

33	1:34.311	
7	1:34.601	00.845
30	1:34.413	03.151

26	1:35.677	03.955
14	1:34.976	04.413
12	1:35.714	05.825
18	1:35.503	06.210
8	1:35.486	07.105
63	1:35.257	07.608
31	1:36.714	11.410
20	1:37.978	11.874
11	1:35.061	16.285
99	1:38.514	17.872
77	1:53.121	29.193
21	2:28.896	1:02.103

Num	Lap Time	Gap
-----	----------	-----

26	1:35.677	03.955
14	1:34.976	04.413
12	1:35.714	05.825
18	1:35.503	06.210
8	1:35.486	07.105
63	1:35.257	07.608
31	1:36.714	11.410
20	1:37.978	11.874
11	1:35.061	16.285
99	1:38.514	17.872
77	1:53.121	29.193
21	2:28.896	1:02.103

Num	Lap Time	Gap
-----	----------	-----

Lap 4

33	1:34.319	
7	1:34.673	01.199
30	1:33.879	02.711
26	1:34.875	04.511
14	1:34.959	05.053
12	1:35.026	06.532
18	1:34.962	06.853
8	1:34.733	07.519
63	1:35.152	08.441
20	1:34.979	12.534
31	1:36.537	13.628
11	1:35.519	17.485
99	1:37.376	20.929

Num	Lap Time	Gap
-----	----------	-----

Lap 5

33	1:33.877	
7	1:34.162	01.484
30	1:33.676	02.510
26	1:34.407	05.041
14	1:34.417	05.593
18	1:35.055	08.031
12	1:36.146	08.801
8	1:35.599	09.241
63	1:35.373	09.937

77	2:49.983	1 Lap
21	2:19.879	1 Lap
20	1:35.178	13.835

31	1:35.681	15.432
11	1:34.998	18.606
99	1:37.148	24.200

Num	Lap Time	Gap
-----	----------	-----

Lap 6

33	1:33.801	
7	1:34.090	01.773
30	1:33.797	02.506
26	1:34.402	05.642
14	1:34.579	06.371
18	1:34.686	08.916
12	1:35.183	10.183
8	1:34.965	10.405
63	1:35.123	11.259
77	1:35.491	1 Lap
20	1:34.925	14.959
31	1:35.703	17.334
21	1:38.313	1 Lap
11	1:35.064	19.869
99	1:37.588	27.987

Num	Lap Time	Gap
-----	----------	-----

Lap 7

33	1:33.970	
7	1:33.909	01.712
30	1:33.732	02.268
26	1:34.318	05.990
14	1:33.993	06.394
18	1:34.264	09.210
8	1:35.029	11.464
12	1:36.166	12.379
63	1:35.529	12.818
77	1:35.215	1 Lap
20	1:34.635	15.624
31	1:35.406	18.770
21	1:35.265	1 Lap
11	1:35.088	20.987
99	1:37.162	31.179

Num	Lap Time	Gap
-----	----------	-----

Lap 8

33	1:33.802	
7	1:33.871	01.781

30	1:33.692	02.158
26	1:35.093	07.281
14	1:35.401	07.993
18	1:34.181	09.589
8	1:34.691	12.353
12	1:35.132	13.709
63	1:35.184	14.200
77	1:35.149	1 Lap
20	1:34.572	16.394
31	1:35.146	20.114
21	1:34.865	1 Lap
11	1:35.120	22.305
99	1:36.969	34.346

Num	Lap Time	Gap
-----	----------	-----

Lap 9

33	1:33.774	
7	1:34.215	02.222
30	1:34.075	02.459
26	1:34.421	07.928
14	1:33.995	08.214
18	1:34.166	09.981
8	1:34.570	13.149
12	1:36.417	16.352
63	1:36.329	16.755
77	1:35.709	1 Lap
20	1:35.128	17.748
31	1:35.135	21.475
21	1:34.987	1 Lap
11	1:34.954	23.485
99	1:36.935	37.507

Num	Lap Time	Gap
-----	----------	-----

Lap 10

33	1:34.032	
30	1:34.047	02.474
7	1:35.473	03.663
26	1:34.204	08.100
14	1:34.231	08.413
18	1:34.164	10.113
8	1:34.573	13.690
12	1:36.522	18.842
63	1:36.614	19.337

20	1:36.068	19.784
77	1:37.121	1 Lap
21	1:34.969	1 Lap
31	1:36.239	23.682
11	1:35.307	24.760
99	1:36.981	40.456

Num	Lap Time	Gap
-----	----------	-----

Lap 11

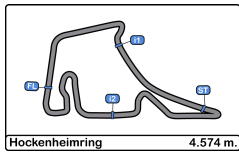
33	1:33.867	
30	1:33.768	02.375
7	1:34.283	04.079
14	1:34.168	08.714
26	1:35.335	09.568
18	1:34.295	10.541
8	1:34.220	14.043
12	1:35.173	20.148
63	1:35.259	20.729
20	1:35.428	21.345
77	1:35.943	1 Lap
21	1:34.840	1 Lap
31	1:35.269	25.084
11	1:35.074	25.967
99	1:36.734	43.323

Num	Lap Time	Gap
-----	----------	-----

Lap 12

33	1:33.861	
30	1:33.472	01.986
7	1:34.289	04.507
14	1:33.687	08.540
26	1:34.325	10.032
18	1:34.253	10.933
8	1:34.393	14.575
12	1:34.878	21.165
63	1:35.192	22.060
20	1:35.007	22.491
77	1:35.459	1 Lap
31	1:35.639	26.862
21	1:37.008	1 Lap
11	1:35.234	27.340
99	1:37.113	46.575





Hockenheimring
Euroformula Open
Race - 1



Analysis by Lap

Num	Lap Time	Gap
-----	----------	-----

Lap 13

33	1:33.678	
30	1:33.445	01.753
7	1:34.098	04.927
14	1:33.714	08.576
26	1:33.999	10.353
18	1:33.981	11.236
8	1:33.936	14.833
12	1:34.868	22.355
63	1:34.671	23.053
20	1:34.708	23.521
77	1:35.199	1 Lap
31	1:35.806	28.990
11	1:35.739	29.401
21	1:36.419	1 Lap
99	1:37.049	49.946

Num	Lap Time	Gap
-----	----------	-----

Lap 14

33	1:33.293	
30	1:33.458	01.918
7	1:34.004	05.638
14	1:33.559	08.842
26	1:34.748	11.808
18	1:34.340	12.283
8	1:33.995	15.535
12	1:34.841	23.903
63	1:35.144	24.904
20	1:35.174	25.402
77	1:35.026	1 Lap
31	1:35.422	31.119
11	1:36.019	32.127
21	1:36.261	1 Lap
99	1:36.665	53.318

Num	Lap Time	Gap
-----	----------	-----

Lap 15

33	1:34.057	
7	1:33.947	05.528
30	1:38.667	06.528
14	1:34.310	09.095
26	1:34.542	12.293

18	1:34.528	12.754
8	1:34.609	16.087
12	1:34.836	24.682
63	1:35.061	25.908
20	1:34.908	26.253
77	1:35.038	1 Lap
31	1:35.499	32.561
11	1:35.200	33.270
21	1:35.287	1 Lap
99	1:36.588	55.849

Num	Lap Time	Gap
-----	----------	-----

31	1:35.519	38.503
21	1:35.713	1 Lap
99	1:36.460	1:00.548
33	1:33.931	
7	1:34.112	05.562
30	1:34.108	06.528
14	1:34.127	09.063
26	1:34.261	13.280
18	1:34.372	14.818
8	1:36.601	18.841
12	1:36.101	28.447
63	1:35.699	28.931
20	1:35.358	29.515
77	1:35.230	1 Lap
11	1:35.053	38.493
31	1:35.464	40.036
21	1:35.345	1 Lap
99	1:36.158	1:02.775

Num	Lap Time	Gap
-----	----------	-----

Lap 16

33	1:34.218	
7	1:34.101	05.411
30	1:33.889	06.199
14	1:34.023	08.900
26	1:34.491	12.566
18	1:35.560	14.096
8	1:34.330	16.199
12	1:35.011	25.475
63	1:34.879	26.569
20	1:35.267	27.302
77	1:35.152	1 Lap
11	1:37.001	36.053
31	1:38.567	36.910
21	1:37.725	1 Lap
99	1:36.383	58.014

Num	Lap Time	Gap
-----	----------	-----

Lap 17

33	1:33.926	
7	1:33.896	05.381
30	1:34.078	06.351
14	1:33.893	08.867
26	1:34.310	12.950
18	1:34.207	14.377
8	1:33.898	16.171
12	1:34.728	26.277
63	1:34.520	27.163
20	1:34.712	28.088
77	1:35.225	1 Lap
11	1:35.244	37.371

Num	Lap Time	Gap
-----	----------	-----

Lap 18

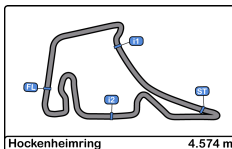
33	1:34.931	
7	1:34.112	05.562
30	1:34.108	06.528
14	1:34.127	09.063
26	1:34.261	13.280
18	1:34.372	14.818
8	1:36.601	18.841
12	1:36.101	28.447
63	1:35.699	28.931
20	1:35.358	29.515
77	1:35.230	1 Lap
11	1:35.053	38.493
31	1:35.464	40.036
21	1:35.345	1 Lap
99	1:36.158	1:02.775

Num	Lap Time	Gap
-----	----------	-----

Lap 19

33	1:34.287	
7	1:33.946	05.221
30	1:34.227	06.468
14	1:34.002	08.778
26	1:34.437	13.430
18	1:34.273	14.804
8	1:34.692	19.246
12	1:34.870	29.030
63	1:34.838	29.482
20	1:34.850	30.078
77	1:35.117	1 Lap
11	1:35.417	39.623
31	1:35.144	40.893
21	1:35.213	1 Lap
99	1:36.422	1:04.910



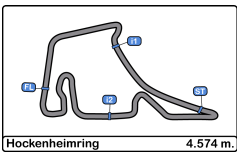


Hockenheimring
Euroformula Open
Race - 1
Best Sectors Results



Sector - 1				Sector - 2				Sector - 3				Ideal Lap vs Best Lap				
Clas	Nº	Driver	Time	Nº	Driver	Time	Nº	Driver	Time	Clas	Nº	Driver	Ideal Lap	Best Lap	Clas	
1	33	Marino Sato	20.066	30	Liam Lawson	45.063	33	Marino Sato	28.073	1	33	Marino Sato	1:33.292	1:33.293	1	
2	30	Liam Lawson	20.158	33	Marino Sato	45.153	30	Liam Lawson	28.077	2	30	Liam Lawson	1:33.298	1:33.445	2	
3	7	Jack Doohan	20.197	14	Yuki Tsunoda	45.165	8	Lukas Dunner	28.106	3	14	Yuki Tsunoda	1:33.507	1:33.559	3	
4	26	Linus Lundqvist	20.212	7	Jack Doohan	45.254	14	Yuki Tsunoda	28.125	4	7	Jack Doohan	1:33.668	1:33.871	4	
5	14	Yuki Tsunoda	20.217	20	Cameron Das	45.272	7	Jack Doohan	28.217	5	8	Lukas Dunner	1:33.758	1:33.898	5	
6	8	Lukas Dunner	20.272	18	Julian Hanses	45.298	18	Julian Hanses	28.271	6	26	Linus Lundqvist	1:33.873	1:33.999	7	
7	18	Julian Hanses	20.327	26	Linus Lundqvist	45.376	26	Linus Lundqvist	28.285	7	18	Julian Hanses	1:33.896	1:33.981	6	
8	63	Nicolai Kjaergaard	20.379	8	Lukas Dunner	45.380	20	Cameron Das	28.426	8	20	Cameron Das	1:34.176	1:34.572	9	
9	20	Cameron Das	20.478	12	Christian Hahn	45.384	63	Nicolai Kjaergaard	28.453	9	63	Nicolai Kjaergaard	1:34.334	1:34.520	8	
10	12	Christian Hahn	20.488	11	Teppei Natori	45.407	77	Guilherme Samaia	28.470	10	12	Christian Hahn	1:34.452	1:34.728	10	
11	21	Calan Williams	20.566	21	Calan Williams	45.414	31	Billy Monger	28.480	11	21	Calan Williams	1:34.600	1:34.840	11	
12	11	Teppei Natori	20.593	63	Nicolai Kjaergaard	45.502	12	Christian Hahn	28.580	12	11	Teppei Natori	1:34.647	1:34.954	12	
13	31	Billy Monger	20.593	77	Guilherme Samaia	45.590	21	Calan Williams	28.620	13	31	Billy Monger	1:34.718	1:35.135	14	
14	77	Guilherme Samaia	20.723	31	Billy Monger	45.645	11	Teppei Natori	28.647	14	77	Guilherme Samaia	1:34.783	1:35.026	13	
15	99	Rui Andrade	20.752	99	Rui Andrade	46.047	99	Rui Andrade	29.157	15	99	Rui Andrade	1:35.956	1:36.158	15	
16	51	Aldo Festante	21.148	51	Aldo Festante	47.319	51	Aldo Festante	29.612	16	51	Aldo Festante	1:38.079	1:44.927	16	



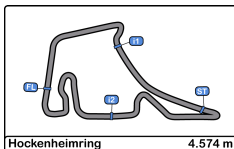


Hockenheimring
Euroformula Open
Race - 1
Leader Sequence



Nº	Entrant	Nat	Driver	Nat	Cat	Chassis	Team	Start Lap	End Lap	Laps	Total Laps
33	Team Motopark	DEU	Marino Sato	JPN		Dallara F317 Spiess	Team Motopark	1	19	19	19



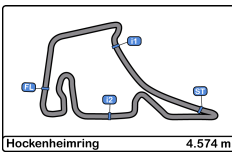


Hockenheimring
Euroformula Open
Race - 1
Best 5 Lap Times



Cls	Nº	Entrant	Nat	Driver	Nat	Cat	Cls	Chassis - Engine	Team	Best 1		Best 2		Best 3		Best 4		Best 5	
										Time	Lap	Time	Lap	Time	Lap	Time	Lap	Time	Lap
1	33	Team Motopark	DEU	Marino Sato	JPN			Dallara F317 Spiess	Team Motopark	1:33.293	14	1:33.678	13	1:33.774	9	1:33.801	6	1:33.802	8
2	30	Team Motopark	DEU	Liam Lawson	NZL	R	1	Dallara F317 Spiess	Team Motopark	1:33.445	13	1:33.458	14	1:33.472	12	1:33.676	5	1:33.692	8
3	14	Team Motopark	DEU	Yuki Tsunoda	JPN	R	2	Dallara F317 Spiess	Team Motopark	1:33.559	14	1:33.687	12	1:33.714	13	1:33.893	17	1:33.993	7
4	7	Double R	GBR	Jack Doohan	AUS	R	3	Dallara F317 HWA	Double R	1:33.871	8	1:33.896	17	1:33.909	7	1:33.946	19	1:33.947	15
5	8	Teo Martin Motorsport	ESP	Lukas Dunner	AUT			Dallara F317 HWA	Teo Martin Motorsport	1:33.898	17	1:33.936	13	1:33.995	14	1:34.220	11	1:34.330	16
6	18	Team Motopark	DEU	Julian Hanses	DEU			Dallara F317 Spiess	Team Motopark	1:33.981	13	1:34.164	10	1:34.166	9	1:34.181	8	1:34.207	17
7	26	Double R	GBR	Linus Lundqvist	SWE	R	4	Dallara F317 HWA	Double R	1:33.999	13	1:34.204	10	1:34.261	18	1:34.310	17	1:34.318	7
8	63	Carlin Motorsport	GBR	Nicolai Kjaergaard	DNK	R	5	Dallara F317 Spiess	Carlin Motorsport	1:34.520	17	1:34.671	13	1:34.838	19	1:34.879	16	1:35.061	15
9	20	Fortec Motorsport	GBR	Cameron Das	USA			Dallara F317 HWA	Fortec Motorsport	1:34.572	8	1:34.635	7	1:34.708	13	1:34.712	17	1:34.850	19
10	12	Carlin Motorsport	GBR	Christian Hahn	BRA			Dallara F317 Spiess	Carlin Motorsport	1:34.728	17	1:34.836	15	1:34.841	14	1:34.868	13	1:34.870	19
11	21	Fortec Motorsport	GBR	Calan Williams	AUS			Dallara F317 HWA	Fortec Motorsport	1:34.840	10	1:34.865	7	1:34.969	9	1:34.987	8	1:35.213	18
12	11	Carlin Motorsport	GBR	Teppei Natori	JPN	R	6	Dallara F317 Spiess	Carlin Motorsport	1:34.954	9	1:34.998	5	1:35.053	18	1:35.061	3	1:35.064	6
13	77	Teo Martin Motorsport	ESP	Guilherme Samaia	BRA			Dallara F317 HWA	Teo Martin Motorsport	1:35.026	13	1:35.038	14	1:35.117	18	1:35.149	7	1:35.152	15
14	31	Carlin Motorsport	GBR	Billy Monger	GBR	R	7	Dallara F317 Spiess	Carlin Motorsport	1:35.135	9	1:35.144	19	1:35.146	8	1:35.269	11	1:35.406	7
15	99	Drivex School	ESP	Rui Andrade	AGO	R	8	Dallara F317 Piedrafita	Drivex School	1:36.158	18	1:36.383	16	1:36.422	19	1:36.460	17	1:36.588	15
16	51	Teo Martin Motorsport	ESP	Aldo Festante	ITA			Dallara F317 HWA	Teo Martin Motorsport	1:44.927	1	1:58.732	2						



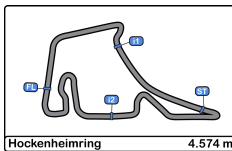


Hockenheimring
Euroformula Open
Race - 1
Best 5 Top Speeds



Cls	Nº	Entrant	Nat	Driver	Nat	Cat	Cls	Chassis - Engine	Team	Top 1		Top 2		Top 3		Top 4		Top 5		Avg
										Km/h	Lap	Km/h	Lap	Km/h	Lap	Km/h	Lap	Km/h	Lap	
1	63	Carlin Motorsport	GBR	Nicolai Kjaergaard	DNK	R	1	Dallara F317 Spiess	Carlin Motorsport	243.7	1	241.0	3	240.0	4	240.0	8	239.4	11	240.8
2	30	Team Motopark	DEU	Liam Lawson	NZL	R	2	Dallara F317 Spiess	Team Motopark	243.2	9	242.6	1	242.6	2	242.1	10	241.0	3	242.3
3	18	Team Motopark	DEU	Julian Hanses	DEU			Dallara F317 Spiess	Team Motopark	242.6	1	240.5	3	240.5	4	240.5	5	240.0	15	240.8
4	14	Team Motopark	DEU	Yuki Tsunoda	JPN	R	3	Dallara F317 Spiess	Team Motopark	242.1	4	241.6	1	241.6	2	240.5	6	240.5	8	241.2
5	20	Fortec Motorsport	GBR	Cameron Das	USA			Dallara F317 HWA	Fortec Motorsport	240.5	2	240.0	11	240.0	12	239.4	10	239.4	15	239.8
6	11	Carlin Motorsport	GBR	Teppei Natori	JPN	R	4	Dallara F317 Spiess	Carlin Motorsport	240.0	16	237.8	13	237.3	15	236.8	1	236.8	2	237.7
7	77	Teo Martin Motorsport	ESP	Guilherme Samaia	BRA			Dallara F317 HWA	Teo Martin Motorsport	240.0	1	236.3	9	234.7	2	234.7	8	234.2	7	236.0
8	12	Carlin Motorsport	GBR	Christian Hahn	BRA			Dallara F317 Spiess	Carlin Motorsport	239.4	2	239.4	8	238.9	6	238.4	10	237.8	1	238.8
9	7	Double R	GBR	Jack Doohan	AUS	R	5	Dallara F317 HWA	Double R	238.9	3	236.8	4	236.3	2	236.3	5	236.3	11	236.9
10	51	Teo Martin Motorsport	ESP	Aldo Festante	ITA			Dallara F317 HWA	Teo Martin Motorsport	238.9	2	234.7	1							236.8
11	8	Teo Martin Motorsport	ESP	Lukas Dunner	AUT			Dallara F317 HWA	Teo Martin Motorsport	238.4	6	236.8	7	236.3	5	235.8	2	234.2	4	236.3
12	21	Fortec Motorsport	GBR	Calan Williams	AUS			Dallara F317 HWA	Fortec Motorsport	238.4	2	237.8	9	237.8	16	237.3	12	237.3	14	237.7
13	26	Double R	GBR	Linus Lundqvist	SWE	R	6	Dallara F317 HWA	Double R	238.4	1	237.8	12	236.3	4	236.3	13	235.8	16	236.9
14	31	Carlin Motorsport	GBR	Billy Monger	GBR	R	7	Dallara F317 Spiess	Carlin Motorsport	238.4	2	236.8	17	236.3	11	236.3	18	235.8	5	236.7
15	33	Team Motopark	DEU	Marino Sato	JPN			Dallara F317 Spiess	Team Motopark	237.3	17	236.8	6	236.8	12	236.8	15	236.3	4	236.8
16	99	Drivex School	ESP	Rui Andrade	AGO	R	8	Dallara F317 Piedrafita	Drivex School	231.7	4	230.7	5	230.7	16	230.2	2	230.2	15	230.7



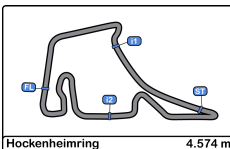


Hockenheimring
Euroformula Open
Race - 1
Fastest Laps Sequence



Lap	Time of Day	Session Time	Nº	Entrant	Nat	Driver	Nat	Cat	Chassis - Engine	Team	Time	Km/h
2	15:31:54.514	3:15.514	33	Team Motopark	DEU	Marino Sato	JPN		Dallara F317 Spiess	Team Motopark	1:35.084	173.1
2	15:31:55.068	3:16.068	7	Double R	GBR	Jack Doohan	AUS	R	Dallara F317 HWA	Double R	1:34.745	173.7
3	15:33:28.824	4:49.824	33	Team Motopark	DEU	Marino Sato	JPN		Dallara F317 Spiess	Team Motopark	1:34.311	174.5
4	15:35:05.854	6:26.854	30	Team Motopark	DEU	Liam Lawson	NZL	R	Dallara F317 Spiess	Team Motopark	1:33.879	175.4
5	15:36:37.021	7:58.021	33	Team Motopark	DEU	Marino Sato	JPN		Dallara F317 Spiess	Team Motopark	1:33.877	175.4
5	15:36:39.531	8:00.531	30	Team Motopark	DEU	Liam Lawson	NZL	R	Dallara F317 Spiess	Team Motopark	1:33.676	175.7
12	15:47:36.113	18:57.113	30	Team Motopark	DEU	Liam Lawson	NZL	R	Dallara F317 Spiess	Team Motopark	1:33.472	176.1
13	15:49:09.559	20:30.559	30	Team Motopark	DEU	Liam Lawson	NZL	R	Dallara F317 Spiess	Team Motopark	1:33.445	176.2
14	15:50:41.099	22:02.099	33	Team Motopark	DEU	Marino Sato	JPN		Dallara F317 Spiess	Team Motopark	1:33.293	176.5



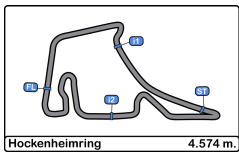


Hockenheimring
Euroformula Open
Race - 1
Event Best Maximum Speed



Nº	Entrant	Nat	Driver	Nat	Cat	Clas	Chassis - Engine	Team	Km/h	Session
63	Carlin Motorsport		Nicolai Kjaergaard		R	1	Dallara F317 Spiess	Carlin Motorsport	243.7	Race - 1
30	Team Motopark		Liam Lawson		R	2	Dallara F317 Spiess	Team Motopark	243.2	Race - 1
18	Team Motopark		Julian Hanes				Dallara F317 Spiess	Team Motopark	242.6	Race - 1
14	Team Motopark		Yuki Tsunoda		R	3	Dallara F317 Spiess	Team Motopark	242.1	Race - 1
20	Fortec Motorsport		Cameron Das				Dallara F317 HWA	Fortec Motorsport	240.5	Race - 1
77	Teo Martin		Guilherme Samaia				Dallara F317 HWA	Teo Martin	240.0	Race - 1
11	Carlin Motorsport		Teppei Natori		R	4	Dallara F317 Spiess	Carlin Motorsport	240.0	Race - 1
21	Fortec Motorsport		Calan Williams				Dallara F317 HWA	Fortec Motorsport	239.4	Qualifying - 1
12	Carlin Motorsport		Christian Hahn				Dallara F317 Spiess	Carlin Motorsport	239.4	Qualifying - 1
51	Teo Martin		Aldo Festante				Dallara F317 HWA	Teo Martin	238.9	Race - 1
7	Double R		Jack Doohan		R	5	Dallara F317 HWA	Double R	238.9	Race - 1
26	Double R		Linus Lundqvist		R	6	Dallara F317 HWA	Double R	238.4	Race - 1
31	Carlin Motorsport		Billy Monger		R	7	Dallara F317 Spiess	Carlin Motorsport	238.4	Race - 1
8	Teo Martin		Lukas Dunner				Dallara F317 HWA	Teo Martin	238.4	Race - 1
33	Team Motopark		Marino Sato				Dallara F317 Spiess	Team Motopark	237.3	Race - 1
99	Drivex School		Rui Andrade		R	8	Dallara F317 Piedrafita	Drivex School	234.2	Qualifying - 1





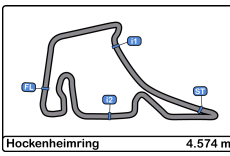
Hockenheimring
Euroformula Open
Race - 1
Lap Chart



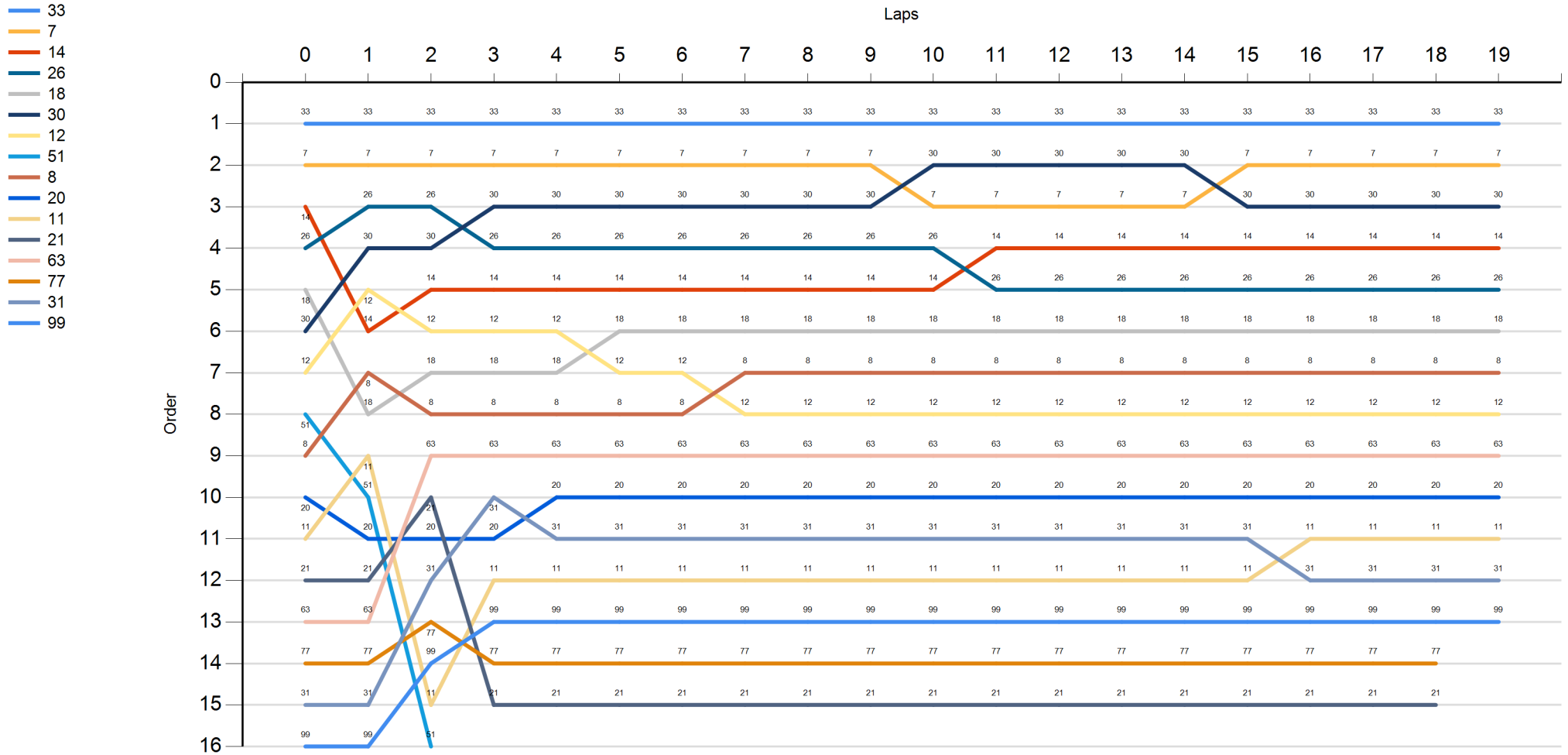
LAP

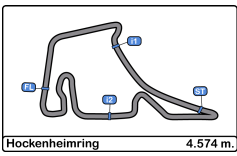
Nr	Po	Grid	1	2	3	4	5	6	7	8	9	10	11	12	13	14	15	16	17	18	19
33	1	33	33	33	33	33	33	33	33	33	33	33	33	33	33	33	33	33	33	33	33
7	2	7	7	7	7	7	7	7	7	7	7	30	30	30	30	30	7	7	7	7	7
14	3	14	26	26	30	30	30	30	30	30	30	7	7	7	7	7	30	30	30	30	30
26	4	26	30	30	26	26	26	26	26	26	26	26	14	14	14	14	14	14	14	14	14
18	5	18	12	14	14	14	14	14	14	14	14	14	26	26	26	26	26	26	26	26	26
30	6	30	14	12	12	12	18	18	18	18	18	18	18	18	18	18	18	18	18	18	18
12	7	12	8	18	18	18	12	12	8	8	8	8	8	8	8	8	8	8	8	8	8
51	8	51	18	8	8	8	8	8	12	12	12	12	12	12	12	12	12	12	12	12	12
8	9	8	11	63	63	63	63	63	63	63	63	63	63	63	63	63	63	63	63	63	63
20	10	20	51	21	31	20	20	20	20	20	20	20	20	20	20	20	20	20	20	20	20
11	11	11	20	20	20	31	31	31	31	31	31	31	31	31	31	31	31	11	11	11	11
21	12	21	21	31	11	11	11	11	11	11	11	11	11	11	11	11	11	31	31	31	31
63	13	63	63	77	99	99	99	99	99	99	99	99	99	99	99	99	99	99	99	99	99
77	14	77	77	99	77	77	77	77	77	77	77	77	77	77	77	77	77	77	77	77	77
31	15	31	31	11	21	21	21	21	21	21	21	21	21	21	21	21	21	21	21	21	21
99	16	99	99	51																	





Hockenheimring
Euroformula Open
Race - 1
Graphic Lap Chart



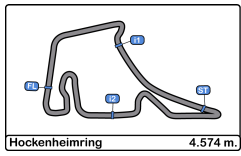


Hockenheimring
Euroformula Open
Race - 1
Pit Stop Analysis



<u>Nr.</u>	<u>In Day Time</u>	<u>Entrant</u>	<u>Nat</u>	<u>Driver</u>	<u>Nat</u>	<u>Cat</u>	<u>Chassis - Engine</u>	<u>Team</u>	<u>In Time</u>	<u>Stop N°</u>	<u>Pit Time</u>	<u>Handicap</u>	<u>Penalty</u>
77	15:33:54.441	Teo Martin Motorsport	ESP	Guilherme Samaia	BR		Dallara F317 HWA	Teo Martin Motorsport	5:14.998	1	1:18.152		
21	15:34:27.366	Fortec Motorsport	GB	Calan Williams	AU		Dallara F317 HWA	Fortec Motorsport	5:47.923	1	42.480		

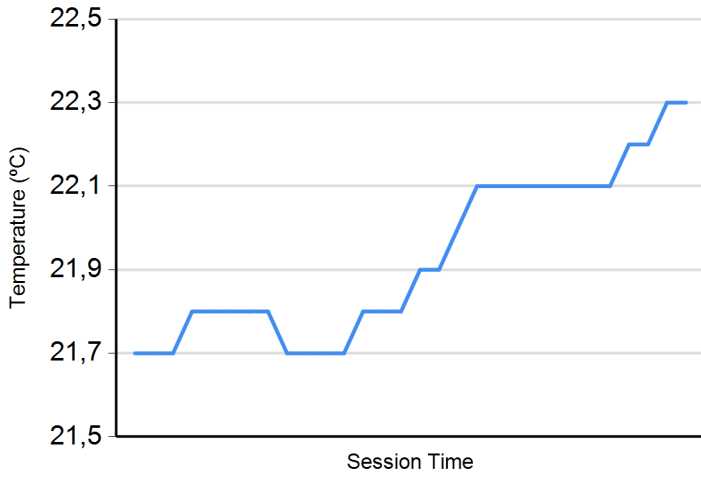




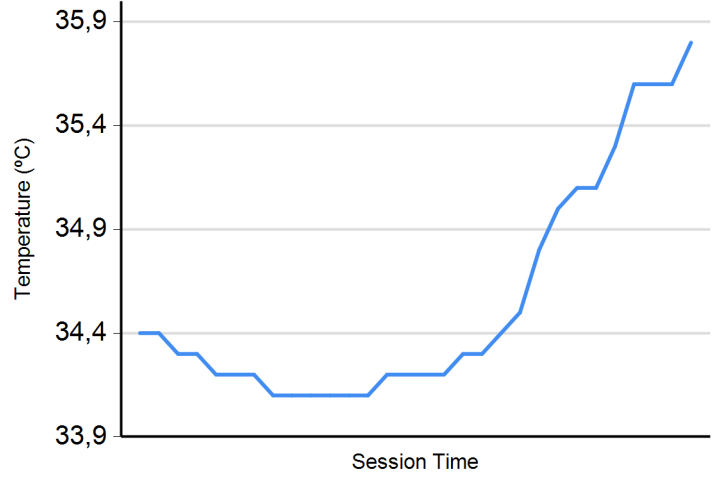
Hockenheimring
Euroformula Open
Race - 1
Weather Report



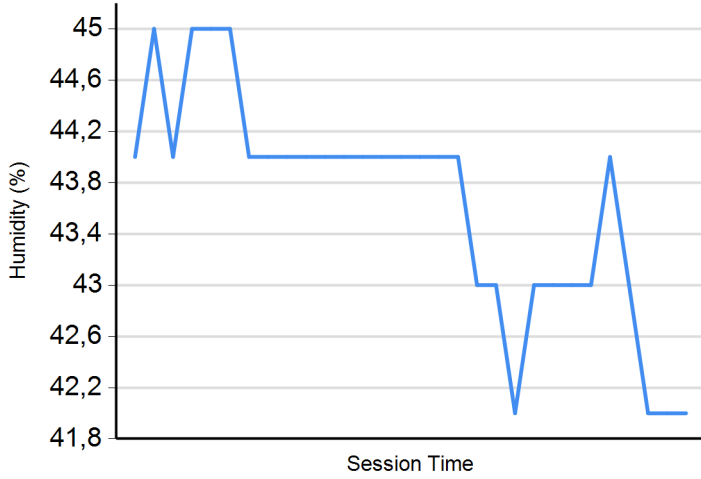
Air Temperature



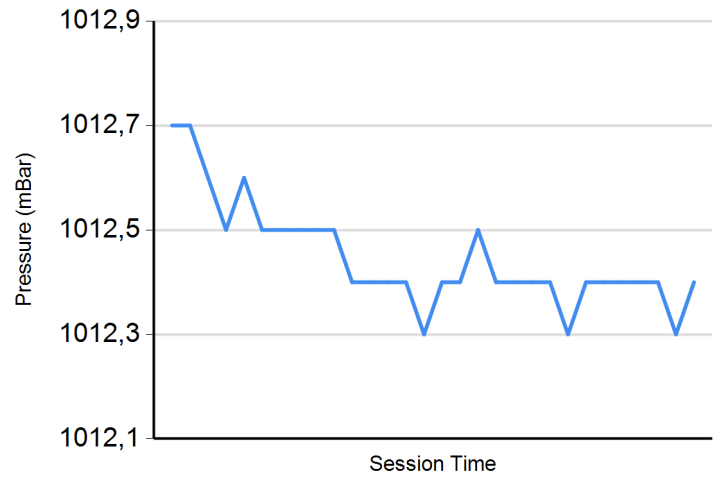
Track Temperature



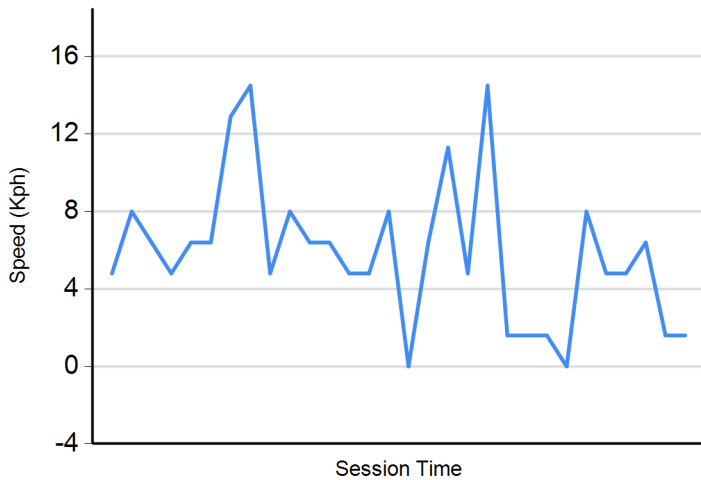
Humidity



Pressure



Wind Speed



Wind direction

North = 0°/360° Est = 90° South = 180° West = 270°

