

Spa Francorchamps
Euroformula Open
Free Practice - 1
Provisional Results



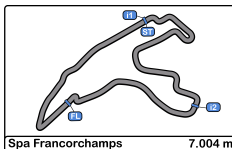
Clas	Nº	Entrant	Nat	Driver	Nat	Cat	Clas	Chassis - Engine	Team	Laps	Best	Time	Gap	Interval	Km/h
1	33	Team Motopark	DE	Marino Sato	JPN			Dallara F317 Spiess	Team Motopark	13	7	2:12.726			189.9
2	26	Double R	GB	Linus Lundqvist	SW	R	1	Dallara F317 HWA	Double R	12	11	2:12.883	0.157	0.157	189.7
3	8	Teo Martin Motorsport	ESP	Lukas Dunner	AUT			Dallara F317 HWA	Teo Martin Motorsport	13	11	2:13.681	0.955	0.798	188.6
4	14	Team Motopark	DE	Yuki Tsunoda	JPN	R	2	Dallara F317 Spiess	Team Motopark	13	11	2:13.698	0.972	0.017	188.5
5	12	Carlin Motorsport	GB	Christian Hahn	BR			Dallara F317 Spiess	Carlin Motorsport	14	10	2:13.784	1.058	0.086	188.4
6	30	Team Motopark	DE	Liam Lawson	NZL	R	3	Dallara F317 Spiess	Team Motopark	11	10	2:14.133	1.407	0.349	187.9
7	63	Carlin Motorsport	GB	Nicolai Kjaergaard	DN	R	4	Dallara F317 Spiess	Carlin Motorsport	13	6	2:14.343	1.617	0.210	187.6
8	1	RP Motorsport	ITA	Javier Gonzalez	ME	R	5	Dallara F317 Spiess	RP Motorsport	13	12	2:14.409	1.683	0.066	187.5
9	18	Team Motopark	DE	Julian Hanes	DE			Dallara F317 Spiess	Team Motopark	13	7	2:14.500	1.774	0.091	187.4
10	3	RP Motorsport	ITA	Pierre Louis Chovet	FRA	R	6	Dallara F317 Spiess	RP Motorsport	13	10	2:14.563	1.837	0.063	187.3
11	11	Carlin Motorsport	GB	Teppei Natori	JPN	R	7	Dallara F317 Spiess	Carlin Motorsport	13	12	2:14.570	1.844	0.007	187.3
12	31	Carlin Motorsport	GB	Billy Monger	GB	R	8	Dallara F317 Spiess	Carlin Motorsport	7	5	2:14.655	1.929	0.085	187.2
13	7	Double R	GB	Jack Doohan	AU	R	9	Dallara F317 HWA	Double R	12	11	2:15.073	2.347	0.418	186.6
14	77	Teo Martin Motorsport	ESP	Guilherme Samaia	BR			Dallara F317 HWA	Teo Martin Motorsport	13	7	2:15.112	2.386	0.039	186.6
15	21	Fortec Motorsport	GB	Calan Williams	AU			Dallara F317 HWA	Fortec Motorsport	14	10	2:15.221	2.495	0.109	186.4
16	99	Drivex School	ESP	Rui Andrade	AG	R	10	Dallara F317 HWA	Drivex School	13	13	2:15.543	2.817	0.322	186.0
17	20	Fortec Motorsport	GB	Cameron Das	US			Dallara F317 HWA	Fortec Motorsport	14	6	2:15.605	2.879	0.062	185.9
18	28	Stefano Leaney / CF	GB	Stefano Leaney	GB	R	11	Dallara F317 HWA	CF Racing	13	11	2:16.082	3.356	0.477	185.2
19	66	Drivex School	ESP	Franco Colapinto	AR	R	12	Dallara F317 Piedrafita	Drivex School	14	12	2:17.733	5.007	1.651	183.0
20	29	Stuart Wiltshire / CF	GB	Stuart Wiltshire	GB	R	13	Dallara F317 HWA	CF Racing	14	13	2:17.876	5.150	0.143	182.8
21	51	Teo Martin Motorsport	ESP	Aldo Festante	ITA			Dallara F317 HWA	Teo Martin Motorsport	3	2	7:18.357	5:05.63	5:00.48	57.5

Published at:.....

Track Temp: 22.8 °C Air Temp: 15.1 °C Humidity: 61 % Track Status: WET

Stewards:	Race Director:	Timekeeper:





Spa Francorchamps
Euroformula Open
Free Practice - 1
Provisional Results by Class



Clas	Nº	Entrant	Nat	Driver	Nat	Cat	Clas	Chassis - Engine	Team	Laps	Best	Time	Gap	Interval	Km/h
1	33	Team Motopark	DEU	Marino Sato	JPN			Dallara F317 Spiess	Team Motopark	13	7	2:12.726			189.9
2	8	Teo Martin	ESP	Lukas Dunner	AUT			Dallara F317 HWA	Teo Martin	13	11	2:13.681	0.955	0.955	188.6
3	12	Carlin Motorsport	GBR	Christian Hahn	BRA			Dallara F317 Spiess	Carlin Motorsport	14	10	2:13.784	1.058	0.103	188.4
4	18	Team Motopark	DEU	Julian Hanses	DEU			Dallara F317 Spiess	Team Motopark	13	7	2:14.500	1.774	0.716	187.4
5	77	Teo Martin	ESP	Guilherme Samaia	BRA			Dallara F317 HWA	Teo Martin	13	7	2:15.112	2.386	0.612	186.6
6	21	Fortec Motorsport	GBR	Calan Williams	AUS			Dallara F317 HWA	Fortec Motorsport	14	10	2:15.221	2.495	0.109	186.4
7	20	Fortec Motorsport	GBR	Cameron Das	USA			Dallara F317 HWA	Fortec Motorsport	14	6	2:15.605	2.879	0.384	185.9
8	51	Teo Martin	ESP	Aldo Festante	ITA			Dallara F317 HWA	Teo Martin	3	2	7:18.357	5:05.63	5:02.75	57.5

Rookie

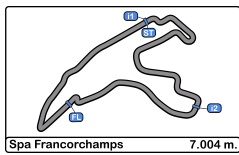
1	26	Double R	GBR	Linus Lundqvist	SWE	R	1	Dallara F317 HWA	Double R	12	11	2:12.883			189.7
2	14	Team Motopark	DEU	Yuki Tsunoda	JPN	R	2	Dallara F317 Spiess	Team Motopark	13	11	2:13.698	0.815	0.815	188.5
3	30	Team Motopark	DEU	Liam Lawson	NZL	R	3	Dallara F317 Spiess	Team Motopark	11	10	2:14.133	1.250	0.435	187.9
4	63	Carlin Motorsport	GBR	Nicolai Kjaergaard	DNK	R	4	Dallara F317 Spiess	Carlin Motorsport	13	6	2:14.343	1.460	0.210	187.6
5	1	RP Motorsport	ITA	Javier Gonzalez	MEX	R	5	Dallara F317 Spiess	RP Motorsport	13	12	2:14.409	1.526	0.066	187.5
6	3	RP Motorsport	ITA	Pierre Louis Chovet	FRA	R	6	Dallara F317 Spiess	RP Motorsport	13	10	2:14.563	1.680	0.154	187.3
7	11	Carlin Motorsport	GBR	Teppei Natori	JPN	R	7	Dallara F317 Spiess	Carlin Motorsport	13	12	2:14.570	1.687	0.007	187.3
8	31	Carlin Motorsport	GBR	Billy Monger	GBR	R	8	Dallara F317 Spiess	Carlin Motorsport	7	5	2:14.655	1.772	0.085	187.2
9	7	Double R	GBR	Jack Doohan	AUS	R	9	Dallara F317 HWA	Double R	12	11	2:15.073	2.190	0.418	186.6
10	99	Drivex School	ESP	Rui Andrade	AGO	R	10	Dallara F317 HWA	Drivex School	13	13	2:15.543	2.660	0.470	186.0
11	28	Stefano Leaney / CF	GBR	Stefano Leaney	GBR	R	11	Dallara F317 HWA	CF Racing	13	11	2:16.082	3.199	0.539	185.2
12	66	Drivex School	ESP	Franco Colapinto	ARG	R	12	Dallara F317 Piedrafita	Drivex School	14	12	2:17.733	4.850	1.651	183.0
13	29	Stuart Wiltshire / CF	GBR	Stuart Wiltshire	GBR	R	13	Dallara F317 HWA	CF Racing	14	13	2:17.876	4.993	0.143	182.8

Published at:.....

Track Temp: 22.8 °C Air Temp: 15.1 °C Humidity: 61 % Track Status: WET

Stewards:	Race Director:	Timekeeper:
-----------	----------------	-------------





Spa Francorchamps
Euroformula Open
Free Practice - 1
Lap Analysis



1 Javier Gonzalez R Dallara F317 Spiess **8** Lukas Dunner Dallara F317 HWA
RP Motorsport Teo Martin Motorsport

Lap D	Time	Sector 1	Sector 2	Sector 3	T. Spd	Elapsed	Lap D	Time	Sector 1	Sector 2	Sector 3	T. Spd	Elapsed
1	9:03:06.674	9:01:19.669	1:07.736	39.269	179.1	9:03:06.674	1	9:02:49.163 P	9:00:55.600	1:07.868	45.695	217.3	9:02:49.163
2	2:19.313	41.823	1:00.627	36.863	235.2	9:05:25.987	2	6:32.235	4:53.166	1:02.075	36.994	220.8	9:09:21.398
3	2:16.079	40.802	58.836	36.441	239.4	9:07:42.066	3	2:17.201	41.098	59.487	36.616	232.2	9:11:38.599
4	2:17.498	40.722	59.580	37.196	239.4	9:09:59.564	4	2:14.859	40.773	57.812	36.274	236.8	9:13:53.458
5	2:15.397	40.709	58.096	36.592	239.4	9:12:14.961	5	2:14.127	40.378	57.779	35.970	237.3	9:16:07.585
6	2:14.641	40.326	57.866	36.449	240.0	9:14:29.602	6	2:19.831	40.038	1:03.295	36.498	240.5	9:18:27.416
7	2:25.321 P	40.681	59.102	45.538	238.9	9:16:54.923	7	2:14.050	40.385	57.580	36.085	235.8	9:20:41.466
8	5:11.595	3:36.530	58.536	36.529	234.2	9:22:06.518	8	2:15.245	40.391	58.687	36.167	238.4	9:22:56.711
9	2:15.068	40.649	58.043	36.376	237.8	9:24:21.586	9	2:14.113	40.514	57.540	36.059	233.7	9:25:10.824
10	2:15.746	40.579	58.536	36.631	236.3	9:26:37.332	10	2:13.976	40.360	57.376	36.240	234.2	9:27:24.800
11	2:14.657	40.321	57.916	36.420	238.9	9:28:51.989	11	2:13.681	40.235	57.671	35.775	235.8	9:29:38.481
12	2:14.409	40.196	58.158	36.055	241.6	9:31:06.398	12	2:21.860	43.471	1:01.545	36.844	240.0	9:32:00.341
13	2:28.377 P	40.640	58.031	49.706	239.4	9:33:34.775	13	2:23.984 P	39.793	58.375	45.816	242.1	9:34:24.325

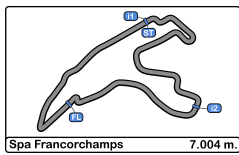
3 Pierre Louis Chovet R Dallara F317 Spiess **11** Teppei Natori R Dallara F317 Spiess
RP Motorsport Carlin Motorsport

Lap D	Time	Sector 1	Sector 2	Sector 3	T. Spd	Elapsed	Lap D	Time	Sector 1	Sector 2	Sector 3	T. Spd	Elapsed
1	9:03:22.357	9:01:15.577	1:14.213	52.567	222.2	9:03:22.357	1	9:03:04.464	9:01:13.456	1:10.789	40.219	205.3	9:03:04.464
2	2:32.037 P	41.304	1:03.302	47.431	235.8	9:05:54.394	2	2:20.388	42.209	1:01.151	37.028	229.7	9:05:24.852
3	4:23.622	2:40.518	1:06.186	36.918	181.5	9:10:18.016	3	2:20.245	40.999	1:01.012	38.234	232.7	9:07:45.097
4	2:17.047	40.565	1:00.440	36.042	238.4	9:12:35.063	4	2:17.580	40.776	59.220	37.584	237.3	9:10:02.677
5	2:16.302	40.339	59.637	36.326	238.4	9:14:51.365	5	2:15.832	40.670	58.436	36.726	238.4	9:12:18.509
6	2:15.797	40.469	58.600	36.728	237.3	9:17:07.162	6	2:15.220	40.355	58.147	36.718	238.4	9:14:33.729
7	2:15.923	40.607	58.597	36.719	236.3	9:19:23.085	7	2:14.922	40.592	58.032	36.298	237.8	9:16:48.651
8	2:15.656	40.415	58.536	36.529	234.2	9:21:38.741	8	2:24.544 P	40.724	57.985	45.835	235.2	9:19:13.195
9	2:15.593	40.595	57.980	37.018	236.8	9:23:54.334	9	4:53.816	3:13.648	1:02.182	37.986	228.8	9:24:07.011
10	2:14.563	40.433	58.158	36.055	241.6	9:26:08.897	10	2:27.041	41.791	1:02.140	43.110	231.2	9:26:34.052
11	2:15.287	40.540	58.107	36.640	235.8	9:28:24.184	11	2:14.945	40.648	57.980	36.317	235.2	9:28:48.997
12	2:14.619	40.458	57.868	36.293	236.3	9:30:38.803	12	2:14.570	40.102	57.985	36.483	239.4	9:31:03.567
13	2:27.460 P	40.396	58.705	48.359	237.3	9:33:06.263	13	2:24.564 P	40.586	59.240	44.738	238.4	9:33:28.131

7 Jack Doohan R Dallara F317 HWA **12** Christian Hahn Dallara F317 Spiess
Double R Carlin Motorsport

Lap D	Time	Sector 1	Sector 2	Sector 3	T. Spd	Elapsed	Lap D	Time	Sector 1	Sector 2	Sector 3	T. Spd	Elapsed
1	9:02:44.179	9:00:55.845	1:10.245	38.089	196.7	9:02:44.179	1	9:02:58.433	9:01:07.765	1:10.290	40.378	196.0	9:02:58.433
2	2:21.161	42.019	1:02.146	36.996	229.2	9:05:05.340	2	2:31.173	45.328	1:07.139	38.706	185.2	9:05:29.606
3	2:19.004	41.125	59.444	38.435	231.7	9:07:24.344	3	2:25.836	41.194	59.984	44.658	235.8	9:07:55.442
4	2:16.482	41.011	58.871	36.600	236.8	9:09:40.826	4	2:17.299	40.586	1:00.256	36.457	240.5	9:10:12.741
5	2:16.187	40.881	58.313	36.993	237.3	9:11:57.013	5	2:14.778	40.579	57.946	36.253	238.9	9:12:27.519
6	2:15.434	40.765	58.109	36.560	236.3	9:14:12.447	6	2:13.790	40.166	57.412	36.212	240.0	9:14:41.309
7	2:15.627	40.843	58.307	36.477	235.2	9:16:28.074	7	2:14.007	40.250	57.719	36.038	241.0	9:16:55.316
8	2:23.177 P	40.900	58.676	43.601	233.2	9:18:51.251	8	2:14.293	40.208	57.853	36.232	241.0	9:19:09.609
9	8:01.753	6:14.972	1:08.248	38.533	207.6	9:26:53.004	9	2:14.426	40.381	57.905	36.140	236.3	9:21:24.035
10	2:15.527	40.993	58.079	36.455	233.7	9:29:08.531	10	2:13.784	40.356	57.302	36.126	238.4	9:23:37.819
11	2:15.073	40.385	58.491	36.197	237.8	9:31:23.604	11	2:17.464	40.435	57.562	39.467	236.8	9:25:55.283
12	2:27.007 P	40.948	57.659	48.400	237.8	9:33:50.611	12	2:13.930	40.487	57.349	36.094	236.8	9:28:09.213
							13	2:14.026	40.345	57.172	36.509	238.4	9:30:23.239
							14	2:30.481 P	41.154	1:00.657	48.670	217.7	9:32:53.720





Spa Francorchamps
Euroformula Open
Free Practice - 1
Lap Analysis



14 Yuki Tsunoda R Dallara F317 Spiess **21** Calan Williams Dallara F317 HWA

Team Motopark							Fortec Motorsport								
Lap	D	Time	Sector 1	Sector 2	Sector 3	T. Spd	Elapsed	Lap	D	Time	Sector 1	Sector 2	Sector 3	T. Spd	Elapsed
1		9:03:31.710 P	9:01:25.928	1:10.717	55.065	202.2	9:03:31.710	1		9:03:10.379	9:01:24.221	1:07.799	38.359	207.2	9:03:10.379
2		3:03.492	1:18.986	1:03.197	41.309	186.5	9:06:35.202	2		2:20.945	41.535	1:02.381	37.029	233.7	9:05:31.324
3		2:19.819	41.050	1:01.706	37.063	240.5	9:08:55.021	3		2:16.911	40.577	59.791	36.543	236.8	9:07:48.235
4		2:16.878	40.985	59.624	36.269	241.0	9:11:11.899	4		2:17.322	40.808	59.822	36.692	236.3	9:10:05.557
5		2:17.867	40.232	1:00.732	36.903	243.7	9:13:29.766	5		2:16.165	40.443	59.235	36.487	238.4	9:12:21.722
6		2:24.145 P	40.304	59.010	44.831	242.6	9:15:53.911	6		2:15.625	40.461	58.824	36.340	238.9	9:14:37.347
7		4:00.360	2:12.076	1:08.505	39.779	174.4	9:19:54.271	7		2:15.506	40.428	58.639	36.439	238.9	9:16:52.853
8		2:21.753	42.955	1:00.515	38.283	197.4	9:22:16.024	8		2:18.349	40.527	1:01.194	36.628	236.8	9:19:11.202
9		2:13.918	40.225	57.823	35.870	242.6	9:24:29.942	9		2:15.642	40.337	58.795	36.510	236.3	9:21:26.844
10		2:14.126	39.963	58.144	36.019	243.2	9:26:44.068	10		2:15.221	40.337	58.795	36.510	236.3	9:23:42.065
11		2:13.698	40.090	57.720	35.888	242.1	9:28:57.766	11		2:15.879	40.488	58.785	36.606	234.7	9:25:57.944
12		2:15.643	39.826	59.113	36.704	244.8	9:31:13.409	12		2:15.569	40.412	58.629	36.528	235.8	9:28:13.513
13		2:29.219 P	42.180	59.738	47.301	242.1	9:33:42.628	13		2:16.107	40.743	58.599	36.765	236.3	9:30:29.620

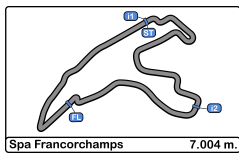
18 Julian Hanses Dallara F317 Spiess **26** Linus Lundqvist R Dallara F317 HWA

Team Motopark							Double R								
Lap	D	Time	Sector 1	Sector 2	Sector 3	T. Spd	Elapsed	Lap	D	Time	Sector 1	Sector 2	Sector 3	T. Spd	Elapsed
1		9:03:04.394 P	9:01:02.315	1:11.759	50.320	208.4	9:03:04.394	1		9:02:48.502	9:00:59.363	1:07.463	41.676	206.1	9:02:48.502
2		6:11.744	4:29.005	1:04.747	37.992	205.3	9:09:16.138	2		2:18.701	41.511	1:00.436	36.754	231.7	9:05:07.203
3		2:18.289	40.996	1:00.619	36.674	236.8	9:11:34.427	3		2:15.926	40.691	58.886	36.349	235.2	9:07:23.129
4		2:17.048	40.378	1:00.263	36.407	241.0	9:13:51.475	4		2:15.389	40.818	58.072	36.499	233.2	9:09:38.518
5		2:15.205	40.351	58.716	36.138	240.5	9:16:06.680	5		2:14.510	40.645	57.482	36.383	234.7	9:11:53.028
6		2:15.500	40.419	58.539	36.542	238.4	9:18:22.180	6		2:13.890	40.460	57.119	36.311	237.3	9:14:06.918
7		2:14.500	40.219	58.260	36.021	239.4	9:20:36.680	7		2:21.896 P	40.533	57.530	43.833	236.8	9:16:28.814
8		2:14.791	40.205	58.571	36.015	241.6	9:22:51.471	8		8:52.920	7:12.083	1:02.155	38.682	181.5	9:25:21.734
9		2:15.206	40.176	58.626	36.404	240.0	9:25:06.677	9		2:17.436	40.608	1:00.160	36.668	233.2	9:27:39.170
10		2:15.073	40.270	58.547	36.256	238.9	9:27:21.750	10		2:13.494	40.438	56.846	36.210	232.7	9:29:52.664
11		2:17.569	40.514	1:00.076	36.979	237.8	9:29:39.319	11		2:12.883	40.419	56.474	35.990	235.2	9:32:05.547
12		2:15.825	40.310	59.520	35.995	242.1	9:31:55.144	12		2:29.946 P	40.192	58.297	51.457	238.4	9:34:35.493
13		2:25.986 P	39.810	59.302	46.874	246.0	9:34:21.130								

20 Cameron Das Dallara F317 HWA **28** Stefano Leaney R Dallara F317 HWA

Fortec Motorsport							CF Racing								
Lap	D	Time	Sector 1	Sector 2	Sector 3	T. Spd	Elapsed	Lap	D	Time	Sector 1	Sector 2	Sector 3	T. Spd	Elapsed
1		9:02:58.549	9:01:12.917	1:07.244	38.388	226.4	9:02:58.549	1		9:04:01.825	9:02:18.804	1:04.665	38.356	215.5	9:04:01.825
2		2:18.336	41.477	59.966	36.893	226.8	9:05:16.885	2		2:21.426	42.393	1:01.661	37.372	229.7	9:06:23.251
3		2:15.998	41.093	58.390	36.515	229.7	9:07:32.883	3		2:18.561	41.482	59.763	37.316	232.2	9:08:41.812
4		2:16.172	40.928	58.553	36.691	232.2	9:09:49.055	4		2:18.351	41.397	59.218	37.736	233.7	9:11:00.163
5		2:17.360	40.914	58.431	38.015	233.2	9:12:06.415	5		2:24.103 P	41.966	59.282	42.855	235.8	9:13:24.266
6		2:15.605	40.749	58.168	36.688	234.2	9:14:22.020	6		4:23.364	2:46.773	59.484	37.107	233.7	9:17:47.630
7		2:19.816	40.771	1:00.152	38.893	234.2	9:16:41.836	7		2:18.442	41.288	59.944	37.210	237.3	9:20:06.072
8		2:16.021	40.902	58.358	36.761	230.7	9:18:57.857	8		2:17.706	41.167	59.296	37.243	233.7	9:22:23.778
9		2:15.986	40.837	58.096	37.053	230.7	9:21:13.843	9		2:17.693	41.412	59.430	36.851	234.7	9:24:41.471
10		2:15.719	40.894	58.227	36.598	231.2	9:23:29.562	10		2:17.648	41.019	59.884	36.745	234.2	9:26:59.119
11		2:16.034	40.858	58.227	2:52.632	229.2	9:25:45.596	11		2:16.082	40.794	58.430	36.858	234.2	9:29:15.201
12		2:15.942	40.923	58.384	36.635	230.7	9:28:01.538	12		2:17.559	41.491	59.123	36.945	236.3	9:31:32.760
13		2:16.234	40.849	58.608	36.777	230.2	9:30:17.772	13		2:23.898 P	40.900	59.469	43.529	236.3	9:33:56.658
14		2:30.752 P	46.059	58.657	46.036	230.2	9:32:48.524								





Spa Francorchamps
Euroformula Open
Free Practice - 1
Lap Analysis



29

Stuart Wiltshire

R

Dallara F317 HWA

33

Marino Sato

Dallara F317 Spiess

CF Racing

Team Motopark

Lap	D	Time	Sector 1	Sector 2	Sector 3	T. Spd	Elapsed	Lap	D	Time	Sector 1	Sector 2	Sector 3	T. Spd	Elapsed
1		9:03:33.933	9:01:36.933	1:15.031	41.969	142.8	9:03:33.933	1		9:04:05.062 P	9:01:50.186	1:19.295	55.581	145.1	9:04:05.062
2		2:27.004	42.935	1:06.141	37.928	234.7	9:06:00.937	2		5:19.703	3:34.750	1:07.257	37.696	207.2	9:09:24.765
3		2:21.972	41.280	1:03.358	37.334	235.2	9:08:22.909	3		2:17.821	40.533	1:01.151	36.137	242.6	9:11:42.586
4		2:22.357	42.177	1:03.003	37.177	227.3	9:10:45.266	4		2:14.631	39.742	59.041	35.848	245.4	9:13:57.217
5		2:21.704	40.672	1:02.452	38.580	238.9	9:13:06.970	5		2:13.797	39.699	58.185	35.913	246.0	9:16:11.014
6		2:21.615	42.302	1:02.556	36.757	237.3	9:15:28.585	6		2:14.237	39.731	58.710	35.796	243.7	9:18:25.251
7		2:18.844	40.632	1:01.029	37.183	236.3	9:17:47.429	7		2:12.726	39.519	57.637	35.570	244.8	9:20:37.977
8		2:20.627	41.019	1:02.736	36.872	235.8	9:20:08.056	8		2:22.465	39.249	1:07.517	35.699	246.0	9:23:00.442
9		2:17.878	40.346	1:00.772	36.760	240.0	9:22:25.934	9		2:13.694	39.690	57.794	36.210	244.3	9:25:14.136
10		2:18.248	40.379	1:00.985	36.884	240.0	9:24:44.182	10		2:13.342	39.294	57.697	36.351	245.4	9:27:27.478
11		2:18.629	40.449	1:00.799	37.381	237.8	9:27:02.811	11		2:12.879	39.465	57.604	35.810	245.4	9:29:40.357
12		2:18.727	40.624	1:00.575	37.528	237.3	9:29:21.538	12		2:13.583	39.346	58.374	35.863	244.3	9:31:53.940
13		2:17.876	40.386	1:00.440	37.050	238.9	9:31:39.414	13		2:40.381 P	39.713	1:09.989	50.679	244.3	9:34:34.321
14		2:32.665 P	42.407	1:01.525	48.733	229.7	9:34:12.079								

30

Liam Lawson

R

Dallara F317 Spiess

Team Motopark

Lap	D	Time	Sector 1	Sector 2	Sector 3	T. Spd	Elapsed
1		9:03:12.650 P	9:01:09.609	1:10.276	52.765	219.9	9:03:12.650
2		5:10.766	3:32.927	1:01.324	36.515	234.7	9:08:23.416
3		2:17.097	41.160	59.553	36.384	238.4	9:10:40.513
4		2:17.018	40.390	59.117	37.511	243.2	9:12:57.531
5		2:14.910	39.874	58.973	36.063	243.7	9:15:12.441
6		2:14.802	39.789	58.402	36.611	244.3	9:17:27.243
7		2:23.404 P	39.617	59.108	44.679	246.0	9:19:50.647
8		7:16.398	5:38.499	58.841	39.058	238.9	9:27:07.045
9		2:18.891	39.580	1:00.659	38.652	244.8	9:29:25.936
10		2:14.133	39.936	58.068	36.129	244.8	9:31:40.069
11		2:24.502 P	40.020	58.631	45.851	243.7	9:34:04.571

31

Billy Monger

R

Dallara F317 Spiess

Carlin Motorsport

Lap	D	Time	Sector 1	Sector 2	Sector 3	T. Spd	Elapsed
1		9:03:02.932	9:01:11.198	1:11.533	40.201	208.0	9:03:02.932
2		17:15.334	15:35.851	1:02.358	37.125	208.4	9:20:18.266
3		2:16.802	40.887	59.363	36.552	235.8	9:22:35.068
4		2:15.820	40.489	58.909	36.422	235.8	9:24:50.888
5		2:14.655	40.342	58.081	36.232	238.4	9:27:05.543
6		2:15.180	40.212	58.588	36.380	238.4	9:29:20.723
7		2:26.905 P	40.455	1:00.105	46.345	239.4	9:31:47.628

51

Aldo Festante

Dallara F317 HWA

Teo Martin Motorsport

Lap	D	Time	Sector 1	Sector 2	Sector 3	T. Spd	Elapsed
1		9:03:28.899 P	9:00:53.803	1:31.980	1:03.116	214.2	9:03:28.899
2		7:18.357 P	4:37.389	1:31.966	1:09.002	101.9	9:10:47.256
3		16:57.652 P	13:51.303	1:53.130	1:13.219	77.8	9:27:44.908

63

Nicolai Kjaergaard

R

Dallara F317 Spiess

Carlin Motorsport

Lap	D	Time	Sector 1	Sector 2	Sector 3	T. Spd	Elapsed
1		9:02:59.644	9:01:10.458	1:08.330	40.856	200.3	9:02:59.644
2		2:18.721	42.108	59.996	36.617	237.8	9:05:18.365
3		2:20.847	40.379	1:03.751	36.717	240.5	9:07:39.212
4		2:15.659	40.787	58.455	36.417	238.4	9:09:54.871
5		2:15.199	40.620	58.104	36.475	238.9	9:12:10.070
6		2:14.343	40.196		2:50.818	240.5	9:14:24.413
7		2:24.345 P	40.185	58.384	45.776	242.1	9:16:48.758
8		5:29.700	3:50.196	1:00.733	38.771	203.7	9:22:18.458
9		2:14.941	40.300	58.082	36.559	241.0	9:24:33.399
10		2:16.656	40.494	59.626	36.536	239.4	9:26:50.055
11		2:14.649	40.243	57.788	36.618	238.4	9:29:04.704
12		2:14.767	40.670	57.887	36.210	239.4	9:31:19.471
13		2:28.877 P	40.738	1:00.006	48.133	238.4	9:33:48.348

66

Franco Colapinto

R

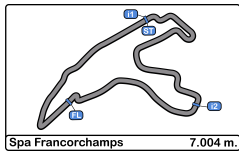
Dallara F317

Piedrafita

Drivex School

Lap	D	Time	Sector 1	Sector 2	Sector 3	T. Spd	Elapsed
1		9:03:05.432	9:01:11.160	1:14.031	40.241	169.0	9:03:05.432
2		2:26.435	43.281	1:05.261	37.893	225.9	9:05:31.867
3		2:21.132	41.395	1:02.155	37.582	235.8	9:07:52.999
4		2:20.259	41.274	1:01.737	37.248	234.7	9:10:13.258
5		2:22.864	40.620	1:04.641	37.603	242.1	9:12:36.122
6		2:18.517	40.704	1:00.926	36.887	239.4	9:14:54.639
7		2:18.933	41.103	1:00.955	36.875	236.3	9:17:13.572
8		2:18.873	41.099	1:00.929	36.845	234.2	9:19:32.445
9		2:19.069	40.970	1:01.068	37.031	232.7	9:21:51.514
10		2:18.347	41.055	1:00.548	36.744	235.8	9:24:09.861
11		2:20.759	40.841	1:03.030	36.888	234.7	9:26:30.620
12		2:17.733	40.777	1:00.111	36.845	235.8	9:28:48.353
13		2:18.679	40.893	1:00.661	37.125	233.7	9:31:07.032
14		2:30.931 P	40.396	1:01.334	49.201	243.2	9:33:37.963





Spa Francorchamps
Euroformula Open
Free Practice - 1
Lap Analysis



77

Guilherme Samaia

Dallara F317 HWA

Teo Martin Motorsport

Lap	D	Time	Sector 1	Sector 2	Sector 3	T. Spd	Elapsed
1		9:02:55.052 P	9:00:55.479	1:10.060	49.513	205.7	9:02:55.052
2		6:10.919	4:19.260	1:10.403	41.256	203.0	9:09:05.971
3		2:20.194	41.515	1:00.862	37.817	230.7	9:11:26.165
4		2:16.300	40.960	58.516	36.824	233.2	9:13:42.465
5		2:16.089	40.997	58.128	36.964	232.2	9:15:58.554
6		2:15.769	41.067	57.936	36.766	230.2	9:18:14.323
7		2:15.112	40.743	57.809	36.560	230.7	9:20:29.435
8		2:15.174	40.821	57.894	36.459	233.2	9:22:44.609
9		2:28.372	47.638	1:01.197	39.537	209.7	9:25:12.981
10		2:15.454	40.688	58.410	36.356	237.3	9:27:28.435
11		2:15.333	40.363	58.014	36.956	236.3	9:29:43.768
12		2:15.262	40.524	58.163	36.575	236.8	9:31:59.030
13		2:30.188 P	41.102	1:01.223	47.863	235.2	9:34:29.218

99

Rui Andrade

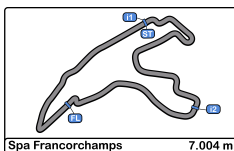
R

Dallara F317 HWA

Drivex School

Lap	D	Time	Sector 1	Sector 2	Sector 3	T. Spd	Elapsed
1		9:03:26.208	9:01:32.193	1:13.032	40.983	180.6	9:03:26.208
2		2:27.764	43.961	1:06.356	37.447	218.1	9:05:53.972
3		2:20.823	41.621	1:02.285	36.917	233.7	9:08:14.795
4		2:18.662	40.924	1:01.084	36.654	236.3	9:10:33.457
5		2:18.010	40.955	1:00.107	36.948	237.3	9:12:51.467
6		2:17.934	40.677	1:00.661	36.596	238.4	9:15:09.401
7		2:16.190	40.637	59.071	36.482	237.3	9:17:25.591
8		2:15.805	40.472	58.734	36.599	239.4	9:19:41.396
9		2:16.187	40.594	59.308	36.285	236.8	9:21:57.583
10		2:15.583	40.418	58.946	36.219	239.4	9:24:13.166
11		2:15.899	40.363	59.189	36.347	238.4	9:26:29.065
12		2:16.742	40.551	59.472	36.719	235.8	9:28:45.807
13		2:15.543	40.553	58.551	36.439	236.8	9:31:01.350
14			40.510	1:00.719		236.3	



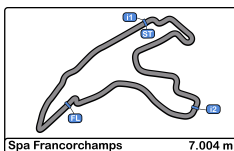


Spa Francorchamps
Euroformula Open
Free Practice - 1
Best Sectors Results



Sector - 1				Sector - 2				Sector - 3				Ideal Lap vs Best Lap				
Clas	Nº	Driver	Time	Nº	Driver	Time	Nº	Driver	Time	Clas	Nº	Driver	Ideal Lap	Best Lap	Clas	
1	33	Marino Sato	39.249	26	Linus Lundqvist	56.474	33	Marino Sato	35.570	1	33	Marino Sato	2:12.423	2:12.726	1	
2	30	Liam Lawson	39.580	12	Christian Hahn	57.172	8	Lukas Dunner	35.775	2	26	Linus Lundqvist	2:12.656	2:12.883	2	
3	8	Lukas Dunner	39.793	8	Lukas Dunner	57.376	14	Yuki Tsunoda	35.870	3	8	Lukas Dunner	2:12.944	2:13.681	3	
4	18	Julian Hanses	39.810	33	Marino Sato	57.604	26	Linus Lundqvist	35.990	4	12	Christian Hahn	2:13.376	2:13.784	5	
5	14	Yuki Tsunoda	39.826	7	Jack Doohan	57.659	18	Julian Hanses	35.995	5	14	Yuki Tsunoda	2:13.416	2:13.698	4	
6	11	Teppei Natori	40.102	14	Yuki Tsunoda	57.720	12	Christian Hahn	36.038	6	30	Liam Lawson	2:13.711	2:14.133	6	
7	12	Christian Hahn	40.166	63	Nicolai Kjaergaard	57.788	3	Pierre Louis Chovet	36.042	7	18	Julian Hanses	2:14.065	2:14.500	9	
8	63	Nicolai Kjaergaard	40.185	77	Guilherme Samaia	57.809	1	Javier Gonzalez	36.055	8	1	Javier Gonzalez	2:14.117	2:14.409	8	
9	26	Linus Lundqvist	40.192	1	Javier Gonzalez	57.866	30	Liam Lawson	36.063	9	63	Nicolai Kjaergaard	2:14.183	2:14.343	7	
10	1	Javier Gonzalez	40.196	3	Pierre Louis Chovet	57.868	7	Jack Doohan	36.197	10	7	Jack Doohan	2:14.241	2:15.073	13	
11	31	Billy Monger	40.212	11	Teppei Natori	57.980	63	Nicolai Kjaergaard	36.210	11	3	Pierre Louis Chovet	2:14.249	2:14.563	10	
12	21	Calan Williams	40.337	30	Liam Lawson	58.068	99	Rui Andrade	36.219	12	11	Teppei Natori	2:14.380	2:14.570	11	
13	3	Pierre Louis Chovet	40.339	31	Billy Monger	58.081	31	Billy Monger	36.232	13	31	Billy Monger	2:14.525	2:14.655	12	
14	29	Stuart Wiltshire	40.346	20	Cameron Das	58.096	11	Teppei Natori	36.298	14	77	Guilherme Samaia	2:14.528	2:15.112	14	
15	77	Guilherme Samaia	40.363	18	Julian Hanses	58.260	21	Calan Williams	36.340	15	99	Rui Andrade	2:15.133	2:15.543	16	
16	99	Rui Andrade	40.363	28	Stefano Leaney	58.430	77	Guilherme Samaia	36.356	16	21	Calan Williams	2:15.276	2:15.221	15	
17	7	Jack Doohan	40.385	99	Rui Andrade	58.551	20	Cameron Das	36.515	17	20	Cameron Das	2:15.360	2:15.605	17	
18	66	Franco Colapinto	40.396	21	Calan Williams	58.599	66	Franco Colapinto	36.744	18	28	Stefano Leaney	2:15.969	2:16.082	18	
19	20	Cameron Das	40.749	66	Franco Colapinto	1:00.111	28	Stefano Leaney	36.745	19	66	Franco Colapinto	2:17.251	2:17.733	19	
20	28	Stefano Leaney	40.794	29	Stuart Wiltshire	1:00.440	29	Stuart Wiltshire	36.757	20	29	Stuart Wiltshire	2:17.543	2:17.876	20	
21	51	Aldo Festante	4:37.389	51	Aldo Festante	1:31.966	51	Aldo Festante	1:03.116	21	51	Aldo Festante	7:12.471	7:18.357	21	



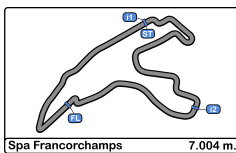


Spa Francorchamps
Euroformula Open
Free Practice - 1
Best 5 Lap Times



Cls	Nº	Entrant	Nat	Driver	Nat	Cat	Cls	Chassis - Engine	Team	Best 1		Best 2		Best 3		Best 4		Best 5	
										Time	Lap	Time	Lap	Time	Lap	Time	Lap	Time	Lap
1	33	Team Motopark	DEU	Marino Sato	JPN			Dallara F317 Spiess	Team Motopark	2:12.726	7	2:12.879	11	2:13.342	10	2:13.583	12	2:13.694	9
2	26	Double R	GBR	Linus Lundqvist	SWE	R	1	Dallara F317 HWA	Double R	2:12.883	11	2:13.494	10	2:13.890	6	2:14.510	5	2:15.389	4
3	8	Teo Martin Motorsport	ESP	Lukas Dunner	AUT			Dallara F317 HWA	Teo Martin Motorsport	2:13.681	11	2:13.976	10	2:14.050	7	2:14.113	9	2:14.127	5
4	14	Team Motopark	DEU	Yuki Tsunoda	JPN	R	2	Dallara F317 Spiess	Team Motopark	2:13.698	11	2:13.918	9	2:14.126	10	2:15.643	12	2:16.878	4
5	12	Carlin Motorsport	GBR	Christian Hahn	BRA			Dallara F317 Spiess	Carlin Motorsport	2:13.784	10	2:13.790	6	2:13.930	12	2:14.007	7	2:14.026	13
6	30	Team Motopark	DEU	Liam Lawson	NZL	R	3	Dallara F317 Spiess	Team Motopark	2:14.133	10	2:14.802	6	2:14.910	5	2:17.018	4	2:17.097	3
7	63	Carlin Motorsport	GBR	Nicolai Kjaergaard	DNK	R	4	Dallara F317 Spiess	Carlin Motorsport	2:14.343	6	2:14.649	11	2:14.767	12	2:14.941	9	2:15.199	5
8	1	RP Motorsport	ITA	Javier Gonzalez	MEX	R	5	Dallara F317 Spiess	RP Motorsport	2:14.409	12	2:14.641	6	2:14.657	11	2:15.068	9	2:15.397	5
9	18	Team Motopark	DEU	Julian Hanses	DEU			Dallara F317 Spiess	Team Motopark	2:14.500	7	2:14.791	8	2:15.073	10	2:15.205	5	2:15.206	9
10	3	RP Motorsport	ITA	Pierre Louis Chovet	FRA	R	6	Dallara F317 Spiess	RP Motorsport	2:14.563	10	2:14.619	12	2:15.287	11	2:15.593	9	2:15.656	8
11	11	Carlin Motorsport	GBR	Teppei Natori	JPN	R	7	Dallara F317 Spiess	Carlin Motorsport	2:14.570	12	2:14.922	7	2:14.945	11	2:15.220	6	2:15.832	5
12	31	Carlin Motorsport	GBR	Billy Monger	GBR	R	8	Dallara F317 Spiess	Carlin Motorsport	2:14.655	5	2:15.180	6	2:15.820	4	2:16.802	3	2:26.905	7
13	7	Double R	GBR	Jack Doohan	AUS	R	9	Dallara F317 HWA	Double R	2:15.073	11	2:15.434	6	2:15.527	10	2:15.627	7	2:16.187	5
14	77	Teo Martin Motorsport	ESP	Guilherme Samaia	BRA			Dallara F317 HWA	Teo Martin Motorsport	2:15.112	7	2:15.174	8	2:15.262	12	2:15.333	11	2:15.454	10
15	21	Fortec Motorsport	GBR	Calan Williams	AUS			Dallara F317 HWA	Fortec Motorsport	2:15.221	10	2:15.506	7	2:15.569	12	2:15.625	6	2:15.642	9
16	99	Drivex School	ESP	Rui Andrade	AGO	R	10	Dallara F317 HWA	Drivex School	2:15.543	13	2:15.583	10	2:15.805	8	2:15.899	11	2:16.187	9
17	20	Fortec Motorsport	GBR	Cameron Das	USA			Dallara F317 HWA	Fortec Motorsport	2:15.605	6	2:15.719	10	2:15.942	12	2:15.986	9	2:15.998	3
18	28	Stefano Leaney / CF	GBR	Stefano Leaney	GBR	R	11	Dallara F317 HWA	CF Racing	2:16.082	11	2:17.559	12	2:17.648	10	2:17.693	9	2:17.706	8
19	66	Drivex School	ESP	Franco Colapinto	ARG	R	12	Dallara F317 Piedrafita	Drivex School	2:17.733	12	2:18.347	10	2:18.517	6	2:18.679	13	2:18.873	8
20	29	Stuart Wiltshire / CF	GBR	Stuart Wiltshire	GBR	R	13	Dallara F317 HWA	CF Racing	2:17.876	13	2:17.878	9	2:18.248	10	2:18.629	11	2:18.727	12
21	51	Teo Martin Motorsport	ESP	Aldo Festante	ITA			Dallara F317 HWA	Teo Martin Motorsport	7:18.357	2	16:57.65	3						



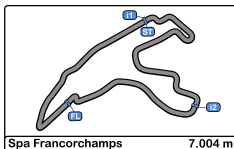


Spa Francorchamps
Euroformula Open
Free Practice - 1
Best 5 Top Speeds



Cls	Nº	Entrant	Nat	Driver	Nat	Cat	Cls	Chassis - Engine	Team	Top 1		Top 2		Top 3		Top 4		Top 5		Avg
										Km/h	Lap	Km/h	Lap	Km/h	Lap	Km/h	Lap	Km/h	Lap	
1	18	Team Motopark	DEU	Julian Hanses	DEU			Dallara F317 Spiess	Team Motopark	246.0	13	242.1	12	241.6	8	241.0	4	240.5	5	242.2
2	30	Team Motopark	DEU	Liam Lawson	NZL	R	1	Dallara F317 Spiess	Team Motopark	246.0	7	244.8	9	244.8	10	244.3	6	243.7	5	244.7
3	33	Team Motopark	DEU	Marino Sato	JPN			Dallara F317 Spiess	Team Motopark	246.0	5	246.0	8	245.4	4	245.4	10	245.4	11	245.6
4	14	Team Motopark	DEU	Yuki Tsunoda	JPN	R	2	Dallara F317 Spiess	Team Motopark	244.8	12	243.7	5	243.2	10	242.6	6	242.6	9	243.4
5	66	Drivex School	ESP	Franco Colapinto	ARG	R	3	Dallara F317 Piedrafita	Drivex School	243.2	14	242.1	5	239.4	6	236.3	7	235.8	3	239.3
6	8	Teo Martin Motorsport	ESP	Lukas Dunner	AUT			Dallara F317 HWA	Teo Martin Motorsport	242.1	13	240.5	6	240.0	12	238.4	8	237.3	5	239.6
7	63	Carlin Motorsport	GBR	Nicolai Kjaergaard	DNK	R	4	Dallara F317 Spiess	Carlin Motorsport	242.1	7	241.0	9	240.5	3	240.5	6	239.4	10	240.7
8	1	RP Motorsport	ITA	Javier Gonzalez	MEX	R	5	Dallara F317 Spiess	RP Motorsport	241.6	12	240.0	6	239.4	3	239.4	4	239.4	5	240.0
9	12	Carlin Motorsport	GBR	Christian Hahn	BRA			Dallara F317 Spiess	Carlin Motorsport	241.0	7	241.0	8	240.5	4	240.0	6	238.9	5	240.3
10	29	Stuart Wiltshire / CF Racing	GBR	Stuart Wiltshire	GBR	R	6	Dallara F317 HWA	CF Racing	240.0	9	240.0	10	238.9	5	238.9	13	237.8	11	239.1
11	11	Carlin Motorsport	GBR	Teppei Natori	JPN	R	7	Dallara F317 Spiess	Carlin Motorsport	239.4	12	238.4	5	238.4	6	238.4	13	237.8	7	238.5
12	31	Carlin Motorsport	GBR	Billy Monger	GBR	R	8	Dallara F317 Spiess	Carlin Motorsport	239.4	7	238.4	5	238.4	6	235.8	3	235.8	4	237.5
13	99	Drivex School	ESP	Rui Andrade	AGO	R	9	Dallara F317 HWA	Drivex School	239.4	8	239.4	10	238.4	6	238.4	11	237.3	5	238.6
14	21	Fortec Motorsport	GBR	Calan Williams	AUS			Dallara F317 HWA	Fortec Motorsport	238.9	6	238.9	7	238.4	5	237.3	10	236.8	3	238.0
15	3	RP Motorsport	ITA	Pierre Louis Chovet	FRA	R	10	Dallara F317 Spiess	RP Motorsport	238.4	4	238.4	5	237.3	6	237.3	13	236.8	9	237.6
16	26	Double R	GBR	Linus Lundqvist	SWE	R	11	Dallara F317 HWA	Double R	238.4	12	237.3	6	236.8	7	235.2	3	235.2	11	236.6
17	7	Double R	GBR	Jack Doohan	AUS	R	12	Dallara F317 HWA	Double R	237.8	11	237.8	12	237.3	5	236.8	4	236.3	6	237.2
18	28	Stefano Leaney / CF Racing	GBR	Stefano Leaney	GBR	R	13	Dallara F317 HWA	CF Racing	237.3	7	236.3	12	236.3	13	235.8	5	234.7	9	236.1
19	77	Teo Martin Motorsport	ESP	Guilherme Samaia	BRA			Dallara F317 HWA	Teo Martin Motorsport	237.3	10	236.8	12	236.3	11	235.2	13	233.2	4	235.8
20	20	Fortec Motorsport	GBR	Cameron Das	USA			Dallara F317 HWA	Fortec Motorsport	234.2	6	234.2	7	233.2	5	232.2	4	231.2	10	233.0
21	51	Teo Martin Motorsport	ESP	Aldo Festante	ITA			Dallara F317 HWA	Teo Martin Motorsport	214.2	1	101.9	2	77.8	3					131.3



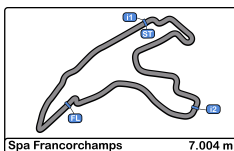


Spa Francorchamps
Euroformula Open
Free Practice - 1
Fastest Laps Sequence



Lap	Time of Day	Session Time	Nº	Entrant	Nat	Driver	Nat	Cat	Chassis - Engine	Team	Time	Km/h
2	9:05:05.340	5:05.340	7	Double R	GBR	Jack Doohan	AUS	R	Dallara F317 HWA	Double R	2:21.161	178.6
2	9:05:07.203	5:07.203	26	Double R	GBR	Linus Lundqvist	SWE	R	Dallara F317 HWA	Double R	2:18.701	181.7
2	9:05:16.885	5:16.885	20	Fortec Motorsport	GBR	Cameron Das	USA		Dallara F317 HWA	Fortec Motorsport	2:18.336	182.2
3	9:07:23.129	7:23.129	26	Double R	GBR	Linus Lundqvist	SWE	R	Dallara F317 HWA	Double R	2:15.926	185.5
4	9:09:38.518	9:38.518	26	Double R	GBR	Linus Lundqvist	SWE	R	Dallara F317 HWA	Double R	2:15.389	186.2
5	9:11:53.028	11:53.028	26	Double R	GBR	Linus Lundqvist	SWE	R	Dallara F317 HWA	Double R	2:14.510	187.4
6	9:14:06.918	14:06.918	26	Double R	GBR	Linus Lundqvist	SWE	R	Dallara F317 HWA	Double R	2:13.890	188.3
6	9:14:41.309	14:41.309	12	Carlin Motorsport	GBR	Christian Hahn	BRA		Dallara F317 Spiess	Carlin Motorsport	2:13.790	188.4
7	9:20:37.977	20:37.977	33	Team Motopark	DEU	Marino Sato	JPN		Dallara F317 Spiess	Team Motopark	2:12.726	189.9



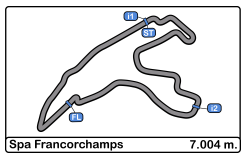


Spa Francorchamps
Euroformula Open
Free Practice - 1
Event Best Maximum Speed



Nº	Entrant	Nat	Driver	Nat	Cat	Clas	Chassis - Engine	Team	Km/h	Session
33	Team Motopark	DEU	Marino Sato	JPN			Dallara F317 Spiess	Team Motopark	246.0	Free Practice - 1
30	Team Motopark	DEU	Liam Lawson	NZL	R	1	Dallara F317 Spiess	Team Motopark	246.0	Free Practice - 1
18	Team Motopark	DEU	Julian Hanes	DEU			Dallara F317 Spiess	Team Motopark	246.0	Free Practice - 1
14	Team Motopark	DEU	Yuki Tsunoda	JPN	R	2	Dallara F317 Spiess	Team Motopark	244.8	Free Practice - 1
66	Drivex School	ESP	Franco Colapinto	ARG	R	3	Dallara F317 Piedrafita	Drivex School	243.2	Free Practice - 1
63	Carlin Motorsport	GBR	Nicolai Kjaergaard	DNK	R	4	Dallara F317 Spiess	Carlin Motorsport	242.1	Free Practice - 1
8	Teo Martin	ESP	Lukas Dunner	AUT			Dallara F317 HWA	Teo Martin	242.1	Free Practice - 1
1	RP Motorsport	ITA	Javier Gonzalez	MEX	R	5	Dallara F317 Spiess	RP Motorsport	241.6	Free Practice - 1
12	Carlin Motorsport	GBR	Christian Hahn	BRA			Dallara F317 Spiess	Carlin Motorsport	241.0	Free Practice - 1
29	Stuart Wiltshire / CF	GBR	Stuart Wiltshire	GBR	R	6	Dallara F317 HWA	CF Racing	240.0	Free Practice - 1
99	Drivex School	ESP	Rui Andrade	AGO	R	7	Dallara F317 HWA	Drivex School	239.4	Free Practice - 1
11	Carlin Motorsport	GBR	Tepei Natori	JPN	R	8	Dallara F317 Spiess	Carlin Motorsport	239.4	Free Practice - 1
31	Carlin Motorsport	GBR	Billy Monger	GBR	R	9	Dallara F317 Spiess	Carlin Motorsport	239.4	Free Practice - 1
21	Fortec Motorsport	GBR	Calan Williams	AUS			Dallara F317 HWA	Fortec Motorsport	238.9	Free Practice - 1
3	RP Motorsport	ITA	Pierre Louis Chovet	FRA	R	10	Dallara F317 Spiess	RP Motorsport	238.4	Free Practice - 1
26	Double R	GBR	Linus Lundqvist	SWE	R	11	Dallara F317 HWA	Double R	238.4	Free Practice - 1
7	Double R	GBR	Jack Doohan	AUS	R	12	Dallara F317 HWA	Double R	237.8	Free Practice - 1
28	Stefano Leaney / CF	GBR	Stefano Leaney	GBR	R	13	Dallara F317 HWA	CF Racing	237.3	Free Practice - 1
77	Teo Martin	ESP	Guilherme Samaia	BRA			Dallara F317 HWA	Teo Martin	237.3	Free Practice - 1
20	Fortec Motorsport	GBR	Cameron Das	USA			Dallara F317 HWA	Fortec Motorsport	234.2	Free Practice - 1
51	Teo Martin	ESP	Aldo Festante	ITA			Dallara F317 HWA	Teo Martin	214.2	Free Practice - 1





Spa Francorchamps
Euroformula Open
Free Practice - 1
Pit Stop Analysis



1 Javier Gonzalez R RP Motorsport
Dallara F317 Spiess

Nr.	In Day Time	In Time	Out Time	Pit Time	T. Pit Time	Handicap	Penalty
1	9:16:49.417	9:16:49.417	9:19:55.637	3:06.220	3:06.220		

3 Pierre Louis Chovet R RP Motorsport
Dallara F317 Spiess

Nr.	In Day Time	In Time	Out Time	Pit Time	T. Pit Time	Handicap	Penalty
1	9:05:49.088	9:05:49.088	9:07:53.720	2:04.632	2:04.632		

7 Jack Doohan R Double R
Dallara F317 HWA

Nr.	In Day Time	In Time	Out Time	Pit Time	T. Pit Time	Handicap	Penalty
1	9:18:45.870	9:18:45.870	9:24:25.663	5:39.793	5:39.793		

8 Lukas Dunner Teo Martin Motorsport
Dallara F317 HWA

Nr.	In Day Time	In Time	Out Time	Pit Time	T. Pit Time	Handicap	Penalty
1	9:02:43.785	9:02:43.785	9:07:05.919	4:22.134	4:22.134		

11 Teppei Natori R Carlin Motorsport
Dallara F317 Spiess

Nr.	In Day Time	In Time	Out Time	Pit Time	T. Pit Time	Handicap	Penalty
1	9:19:07.686	9:19:07.686	9:21:49.912	2:42.226	2:42.226		

14 Yuki Tsunoda R Team Motopark
Dallara F317 Spiess

Nr.	In Day Time	In Time	Out Time	Pit Time	T. Pit Time	Handicap	Penalty
1	9:03:24.867	9:03:24.867	9:03:58.128	33.261	33.261		
2	9:15:47.996	9:15:47.996	9:17:25.646	1:37.650	2:10.911		

18 Julian Hanses Team Motopark
Dallara F317 Spiess

Nr.	In Day Time	In Time	Out Time	Pit Time	T. Pit Time	Handicap	Penalty
1	9:02:57.242	9:02:57.242	9:06:54.477	3:57.235	3:57.235		

26 Linus Lundqvist R Double R
Dallara F317 HWA

Nr.	In Day Time	In Time	Out Time	Pit Time	T. Pit Time	Handicap	Penalty
1	9:16:23.501	9:16:23.501	9:23:00.892	6:37.391	6:37.391		

28 Stefano Leaney R CF Racing
Dallara F317 HWA

Nr.	In Day Time	In Time	Out Time	Pit Time	T. Pit Time	Handicap	Penalty
1	9:13:19.340	9:13:19.340	9:15:33.592	2:14.252	2:14.252		

30 Liam Lawson R Team Motopark
Dallara F317 Spiess

Nr.	In Day Time	In Time	Out Time	Pit Time	T. Pit Time	Handicap	Penalty
1	9:03:05.544	9:03:05.544	9:06:09.214	3:03.670	3:03.670		
2	9:19:43.995	9:19:43.995	9:24:40.819	4:56.824	8:00.494		

33 Marino Sato Team Motopark
Dallara F317 Spiess

Nr.	In Day Time	In Time	Out Time	Pit Time	T. Pit Time	Handicap	Penalty
1	9:03:58.859	9:03:58.859	9:07:02.885	3:04.026	3:04.026		

51 Aldo Festante Teo Martin Motorsport
Dallara F317 HWA

Nr.	In Day Time	In Time	Out Time	Pit Time	T. Pit Time	Handicap	Penalty
1	9:03:23.525	9:03:23.525	9:07:10.303	3:46.778	3:46.778		
2	9:10:41.832	9:10:41.832	9:23:44.615	13:02.783	16:49.561		

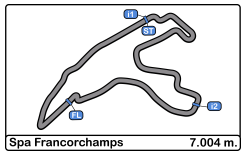
63 Nicolai Kjaergaard R Carlin Motorsport
Dallara F317 Spiess

Nr.	In Day Time	In Time	Out Time	Pit Time	T. Pit Time	Handicap	Penalty
1	9:16:43.298	9:16:43.298	9:20:03.037	3:19.739	3:19.739		

77 Guilherme Samaia Teo Martin Motorsport
Dallara F317 HWA

Nr.	In Day Time	In Time	Out Time	Pit Time	T. Pit Time	Handicap	Penalty
1	9:02:49.822	9:02:49.822	9:06:30.125	3:40.303	3:40.303		

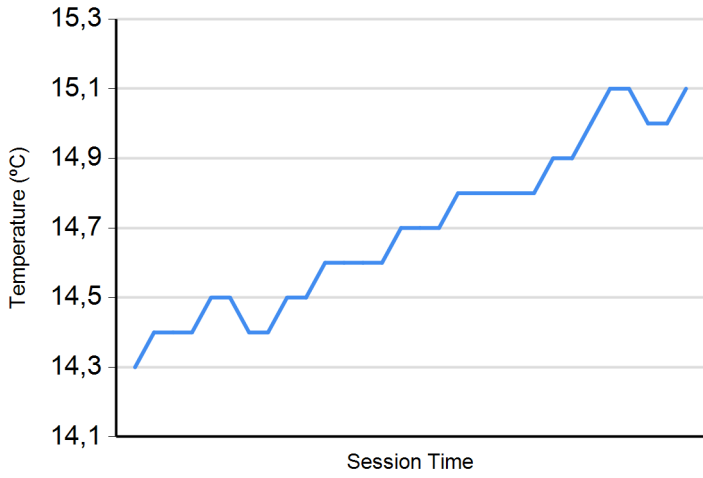




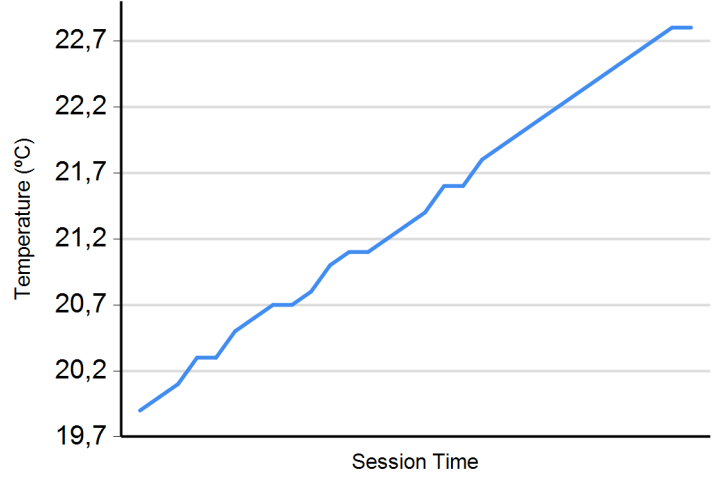
Spa Francorchamps
Euroformula Open
Free Practice - 1
Weather Report



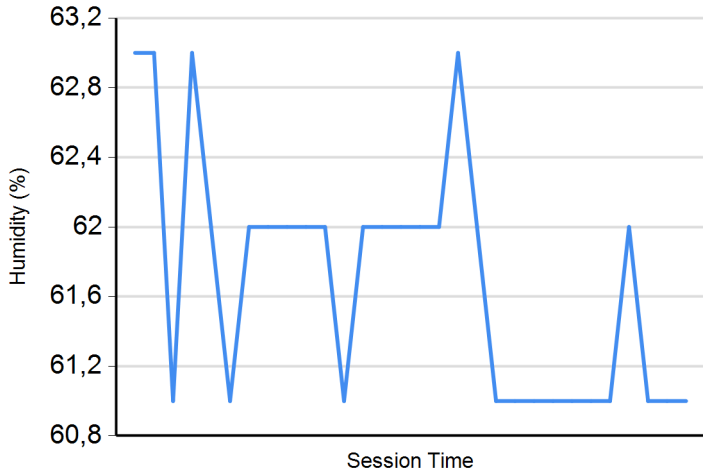
Air Temperature



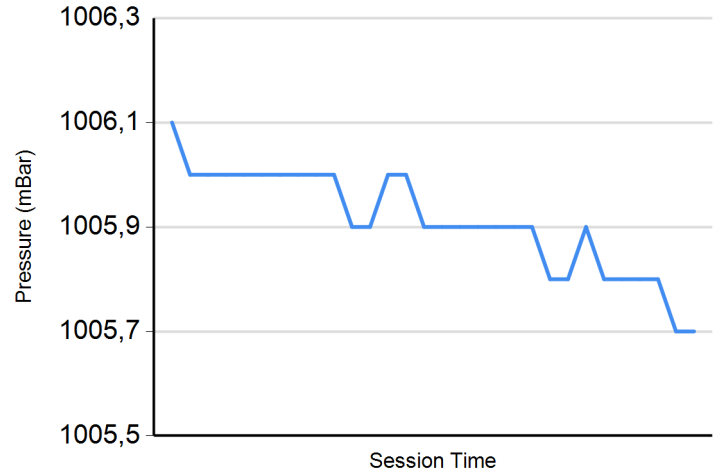
Track Temperature



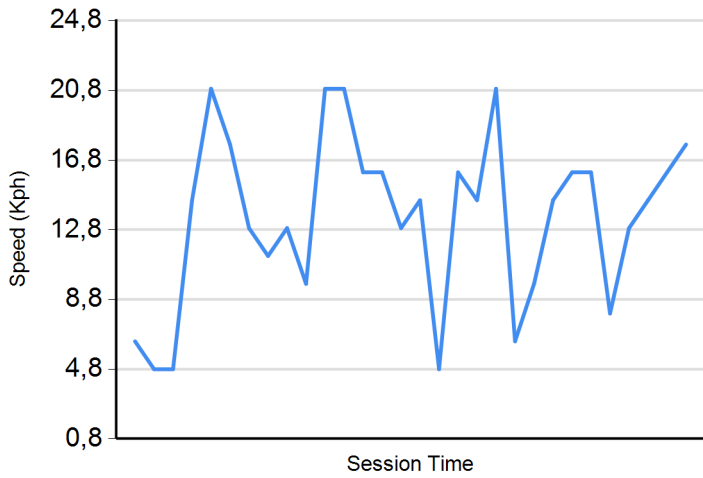
Humidity



Pressure



Wind Speed



Wind direction

North = 0°/360° Est = 90° South = 180° West = 270°

