

Spa Francorchamps
Euroformula Open
Free Practice - 2
Provisional Results



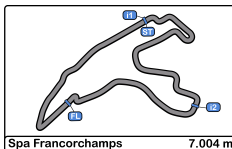
Clas	Nº	Entrant	Nat	Driver	Nat	Cat	Clas	Chassis - Engine	Team	Laps	Best	Time	Gap	Interval	Km/h
1	20	Fortec Motorsport	GB	Cameron Das	US			Dallara F317 HWA	Fortec Motorsport	10	8	2:12.768			189.9
2	12	Carlin Motorsport	GB	Christian Hahn	BR			Dallara F317 Spiess	Carlin Motorsport	11	10	2:12.795	0.027	0.027	189.8
3	8	Teo Martin Motorsport	ESP	Lukas Dunner	AUT			Dallara F317 HWA	Teo Martin Motorsport	9	9	2:13.000	0.232	0.205	189.5
4	7	Double R	GB	Jack Doohan	AU	R	1	Dallara F317 HWA	Double R	11	9	2:13.034	0.266	0.034	189.5
5	26	Double R	GB	Linus Lundqvist	SW	R	2	Dallara F317 HWA	Double R	10	8	2:13.068	0.300	0.034	189.4
6	18	Team Motopark	DE	Julian Hanses	DE			Dallara F317 Spiess	Team Motopark	10	9	2:13.185	0.417	0.117	189.3
7	33	Team Motopark	DE	Marino Sato	JPN			Dallara F317 Spiess	Team Motopark	11	9	2:13.241	0.473	0.056	189.2
8	31	Carlin Motorsport	GB	Billy Monger	GB	R	3	Dallara F317 Spiess	Carlin Motorsport	10	5	2:13.537	0.769	0.296	188.8
9	1	RP Motorsport	ITA	Javier Gonzalez	ME	R	4	Dallara F317 Spiess	RP Motorsport	11	10	2:13.567	0.799	0.030	188.7
10	14	Team Motopark	DE	Yuki Tsunoda	JPN	R	5	Dallara F317 Spiess	Team Motopark	11	10	2:13.654	0.886	0.087	188.6
11	30	Team Motopark	DE	Liam Lawson	NZL	R	6	Dallara F317 Spiess	Team Motopark	10	9	2:13.807	1.039	0.153	188.4
12	3	RP Motorsport	ITA	Pierre Louis Chovet	FRA	R	7	Dallara F317 Spiess	RP Motorsport	11	10	2:14.135	1.367	0.328	187.9
13	21	Fortec Motorsport	GB	Calan Williams	AU			Dallara F317 HWA	Fortec Motorsport	10	8	2:14.315	1.547	0.180	187.7
14	63	Carlin Motorsport	GB	Nicolai Kjaergaard	DN	R	8	Dallara F317 Spiess	Carlin Motorsport	10	5	2:14.388	1.620	0.073	187.6
15	11	Carlin Motorsport	GB	Tepei Natori	JPN	R	9	Dallara F317 Spiess	Carlin Motorsport	11	9	2:14.431	1.663	0.043	187.5
16	77	Teo Martin Motorsport	ESP	Guilherme Samaia	BR			Dallara F317 HWA	Teo Martin Motorsport	10	9	2:14.641	1.873	0.210	187.2
17	66	Drivex School	ESP	Franco Colapinto	AR	R	10	Dallara F317 Piedrafita	Drivex School	11	10	2:14.829	2.061	0.188	187.0
18	99	Drivex School	ESP	Rui Andrade	AG	R	11	Dallara F317 HWA	Drivex School	12	5	2:15.100	2.332	0.271	186.6
19	28	Stefano Leaney / CF	GB	Stefano Leaney	GB	R	12	Dallara F317 HWA	CF Racing	11	9	2:16.899	4.131	1.799	184.1
20	29	Stuart Wiltshire / CF	GB	Stuart Wiltshire	GB	R	13	Dallara F317 HWA	CF Racing	8	6	2:20.921	8.153	4.022	178.9
21	51	Teo Martin Motorsport	ESP	Aldo Festante	ITA			Dallara F317 HWA	Teo Martin Motorsport	5	4	3:16.617	1:03.84	55.696	128.2

Published at:.....

Track Temp: 31.1 °C Air Temp: 20.3 °C Humidity: 46 % Track Status: DRY

Stewards:	Race Director:	Timekeeper: 
-----------	----------------	---





Spa Francorchamps
Euroformula Open
Free Practice - 2
Provisional Results by Class



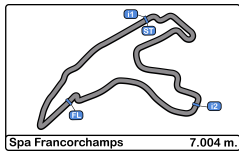
Clas	Nº	Entrant	Nat	Driver	Nat	Cat	Clas	Chassis - Engine	Team	Laps	Best	Time	Gap	Interval	Km/h
1	20	Fortec Motorsport	GBR	Cameron Das	USA			Dallara F317 HWA	Fortec Motorsport	10	8	2:12.768			189.9
2	12	Carlin Motorsport	GBR	Christian Hahn	BRA			Dallara F317 Spiess	Carlin Motorsport	11	10	2:12.795	0.027	0.027	189.8
3	8	Teo Martin	ESP	Lukas Dunner	AUT			Dallara F317 HWA	Teo Martin	9	9	2:13.000	0.232	0.205	189.5
4	18	Team Motopark	DEU	Julian Hanses	DEU			Dallara F317 Spiess	Team Motopark	10	9	2:13.185	0.417	0.185	189.3
5	33	Team Motopark	DEU	Marino Sato	JPN			Dallara F317 Spiess	Team Motopark	11	9	2:13.241	0.473	0.056	189.2
6	21	Fortec Motorsport	GBR	Calan Williams	AUS			Dallara F317 HWA	Fortec Motorsport	10	8	2:14.315	1.547	1.074	187.7
7	77	Teo Martin	ESP	Guilherme Samaia	BRA			Dallara F317 HWA	Teo Martin	10	9	2:14.641	1.873	0.326	187.2
8	51	Teo Martin	ESP	Aldo Festante	ITA			Dallara F317 HWA	Teo Martin	5	4	3:16.617	1:03.84	1:01.97	128.2
Rookie															
1	7	Double R	GBR	Jack Doohan	AUS	R	1	Dallara F317 HWA	Double R	11	9	2:13.034			189.5
2	26	Double R	GBR	Linus Lundqvist	SWE	R	2	Dallara F317 HWA	Double R	10	8	2:13.068	0.034	0.034	189.4
3	31	Carlin Motorsport	GBR	Billy Monger	GBR	R	3	Dallara F317 Spiess	Carlin Motorsport	10	5	2:13.537	0.503	0.469	188.8
4	1	RP Motorsport	ITA	Javier Gonzalez	MEX	R	4	Dallara F317 Spiess	RP Motorsport	11	10	2:13.567	0.533	0.030	188.7
5	14	Team Motopark	DEU	Yuki Tsunoda	JPN	R	5	Dallara F317 Spiess	Team Motopark	11	10	2:13.654	0.620	0.087	188.6
6	30	Team Motopark	DEU	Liam Lawson	NZL	R	6	Dallara F317 Spiess	Team Motopark	10	9	2:13.807	0.773	0.153	188.4
7	3	RP Motorsport	ITA	Pierre Louis Chovet	FRA	R	7	Dallara F317 Spiess	RP Motorsport	11	10	2:14.135	1.101	0.328	187.9
8	63	Carlin Motorsport	GBR	Nicolai Kjaergaard	DNK	R	8	Dallara F317 Spiess	Carlin Motorsport	10	5	2:14.388	1.354	0.253	187.6
9	11	Carlin Motorsport	GBR	Teppej Natori	JPN	R	9	Dallara F317 Spiess	Carlin Motorsport	11	9	2:14.431	1.397	0.043	187.5
10	66	Drivex School	ESP	Franco Colapinto	ARG	R	10	Dallara F317 Piedrafita	Drivex School	11	10	2:14.829	1.795	0.398	187.0
11	99	Drivex School	ESP	Rui Andrade	AGO	R	11	Dallara F317 HWA	Drivex School	12	5	2:15.100	2.066	0.271	186.6
12	28	Stefano Leaney / CF	GBR	Stefano Leaney	GBR	R	12	Dallara F317 HWA	CF Racing	11	9	2:16.899	3.865	1.799	184.1
13	29	Stuart Wiltshire / CF	GBR	Stuart Wiltshire	GBR	R	13	Dallara F317 HWA	CF Racing	8	6	2:20.921	7.887	4.022	178.9

Published at:.....

Track Temp: 31.1 °C Air Temp: 20.3 °C Humidity: 46 % Track Status: DRY

Stewards:	Race Director:	Timekeeper:
-----------	----------------	-------------





Spa Francorchamps
Euroformula Open
Free Practice - 2
Lap Analysis



1 Javier Gonzalez R Dallara F317 Spiess **11** Tepei Natori R Dallara F317 Spiess
 RP Motorsport Carlin Motorsport

Lap	D	Time	Sector 1	Sector 2	Sector 3	T. Spd	Elapsed	Lap	D	Time	Sector 1	Sector 2	Sector 3	T. Spd	Elapsed
1		13:42:56.551	13:41:14.147	1:03.310	39.094	222.6	13:42:56.551	1		13:42:47.863	13:41:05.768	1:04.357	37.738	192.1	13:42:47.863
2		2:15.365	41.187	58.179	35.999	237.8	13:45:11.916	2		2:15.641	40.933	58.407	36.301	235.8	13:45:03.504
3		2:15.831	40.459	59.490	35.882	237.8	13:47:27.747	3		2:14.708	40.164	58.630	35.914	237.8	13:47:18.212
4		2:14.622	40.175	58.410	36.037	240.5	13:49:42.369	4		2:21.254	40.776	1:01.222	39.256	234.7	13:49:39.466
5		2:15.358	39.373	58.523	37.462	246.5	13:51:57.727	5		2:22.681 P	40.545	58.317	43.819	235.2	13:52:02.147
6		2:13.997	40.060	58.046	35.891	238.4	13:54:11.724	6		5:52.156	4:07.543	1:04.373	40.240	187.5	13:57:54.303
7		2:21.721 P	40.392	57.797	43.532	236.3	13:56:33.445	7		2:20.573	40.681	1:02.764	37.128	233.7	14:00:14.876
8		6:05.813	4:20.377	1:05.697	39.739	208.8	14:02:39.258	8		2:22.199	40.483	1:01.234	40.482	235.2	14:02:37.075
9		2:13.682	40.496	57.468	35.718	239.4	14:04:52.940	9		2:14.431	40.615	57.840	35.976	235.8	14:04:51.506
10		2:13.567	40.231	57.540	35.796	241.6	14:07:06.507	10		2:21.488	40.568	1:00.198	40.722	235.8	14:07:12.994
11		2:39.489 P	44.204	1:06.469	48.816	196.0	14:09:45.996	11		2:45.273 P	51.287	1:06.845	47.141	189.8	14:09:58.267

3 Pierre Louis Chovet R Dallara F317 Spiess **12** Christian Hahn Dallara F317 Spiess
 RP Motorsport Carlin Motorsport

Lap	D	Time	Sector 1	Sector 2	Sector 3	T. Spd	Elapsed	Lap	D	Time	Sector 1	Sector 2	Sector 3	T. Spd	Elapsed
1		13:43:13.499	13:41:08.146	1:26.548	38.805	183.9	13:43:13.499	1		13:42:42.212	13:41:02.000	1:02.625	37.587	228.3	13:42:42.212
2		2:18.041	41.000	1:00.250	36.791	232.7	13:45:31.540	2		2:16.125	40.745	59.106	36.274	236.8	13:44:58.337
3		2:16.031	40.290	59.410	36.331	238.4	13:47:47.571	3		2:15.029	40.577	58.323	36.129	237.3	13:47:13.366
4		2:17.059	41.880	2:53.390	217.7	13:50:04.630	4		2:14.555	40.152	58.585	35.818	241.6	13:49:27.921	
5		2:15.015	40.420	58.374	36.221	235.8	13:52:19.645	5		2:13.821	40.322	57.653	35.846	236.3	13:51:41.742
6		2:23.883 P	40.641	58.523	44.719	232.2	13:54:43.528	6		2:21.180 P	40.268	57.668	43.244	237.8	13:54:02.922
7		2:51.729 P	1:07.640	3:36.448	229.7	13:57:35.257	7		6:07.346	4:28.314	1:02.092	36.940	224.0	14:00:10.268	
8		5:07.347	3:02.567	1:13.801	50.979	227.3	14:02:42.604	8		2:14.635	40.479	58.185	35.971	233.7	14:02:24.903
9		2:17.748	40.192	1:01.027	36.529	241.0	14:05:00.352	9		2:13.157	39.993	57.237	35.927	241.0	14:04:38.060
10		2:14.135	40.542	57.624	35.969	237.3	14:07:14.487	10		2:12.795	39.918	57.176	35.701	240.5	14:06:50.855
11		2:47.494 P	50.992	1:07.536	48.966	183.6	14:10:01.981	11		2:48.037 P	41.831	1:13.957	52.249	172.5	14:09:38.892

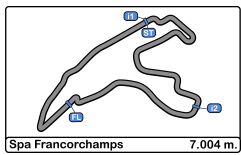
7 Jack Doohan R Dallara F317 HWA **14** Yuki Tsunoda R Dallara F317 Spiess
 Double R Team Motopark

Lap	D	Time	Sector 1	Sector 2	Sector 3	T. Spd	Elapsed	Lap	D	Time	Sector 1	Sector 2	Sector 3	T. Spd	Elapsed
1		13:42:39.864	13:40:55.676	1:04.696	39.492	214.7	13:42:39.864	1		13:42:49.913 P	13:40:58.315	1:04.872	46.726	183.3	13:42:49.913
2		2:15.910	41.042	59.152	35.716	233.2	13:44:55.774	2		2:50.746	1:10.850	59.432	40.464	227.8	13:45:40.659
3		2:14.107	40.608	57.696	35.803	232.2	13:47:09.881	3		2:14.801	40.647	57.940	36.214	234.2	13:47:55.460
4		2:13.854	40.688	57.344	35.822	233.2	13:49:23.735	4		2:14.010	40.358	57.800	35.852	240.0	13:50:09.470
5		2:13.602	40.514	57.384	35.704	232.2	13:51:37.337	5		2:14.143	39.991	57.796	36.356	238.4	13:52:23.613
6		2:20.801 P	40.334	58.228	42.239	234.7	13:53:58.138	6		2:14.221	40.678	57.559	35.984	234.2	13:54:37.834
7		5:11.911	3:25.373	1:09.144	37.394	206.8	13:59:10.049	7		2:25.544 P	40.609	1:00.756	44.179	234.2	13:57:03.378
8		2:18.578	41.122	1:01.314	36.142	231.7	14:01:28.627	8		3:37.920	1:54.007	1:05.934	37.979	187.8	14:00:41.298
9		2:13.034	40.304	57.158	35.572	235.2	14:03:41.661	9		2:27.272	42.201	59.670	45.401	224.5	14:03:08.570
10		2:20.135	40.121	1:03.969	36.045	236.8	14:06:01.796	10		2:13.654	40.570	57.024	36.060	234.2	14:05:22.224
11		2:30.449 P	40.235	1:00.419	49.795	237.3	14:08:32.245	11		2:24.561 P	40.601	56.713	47.247	237.3	14:07:46.785

8 Lukas Dunner Dallara F317 HWA **18** Julian Hanses Dallara F317 Spiess
 Teo Martin Motorsport Team Motopark

Lap	D	Time	Sector 1	Sector 2	Sector 3	T. Spd	Elapsed	Lap	D	Time	Sector 1	Sector 2	Sector 3	T. Spd	Elapsed
1		13:43:17.466	13:41:22.188	1:06.326	48.952	218.6	13:43:17.466	1		13:43:19.529 P	13:41:28.840	1:04.848	45.841	200.3	13:43:19.529
2		2:16.696	41.076	59.244	36.376	231.2	13:45:34.162	2		2:47.161	1:09.718	1:00.215	37.228	213.0	13:46:06.690
3		2:14.840	40.700	58.299	35.841	229.2	13:47:49.002	3		2:15.201	40.744	58.448	36.009	231.2	13:48:21.891
4		2:13.078	40.270	57.044	35.764	234.2	13:50:02.080	4		2:15.312	40.623	58.563	36.126	236.3	13:50:37.203
5		2:21.328 P	41.090	56.700	43.538	229.2	13:52:23.408	5		2:23.068 P	40.794	58.673	43.601	233.2	13:53:00.271
6		6:19.647	4:10.476	1:18.057	51.114	219.9	13:58:43.055	6		6:02.436	4:17.596	1:06.676	38.164	193.5	13:59:02.707
7		2:37.727	59.469	1:02.214	36.044	121.2	14:01:20.782	7		2:14.904	40.502	58.329	36.073	237.3	14:01:17.611
8		2:13.667	40.847	57.053	35.767	228.3	14:03:34.449	8		2:17.999	40.198	59.590	38.211	240.5	14:03:35.610
9		2:13.000	40.539	56.622	35.839	230.7	14:05:47.449	9		2:13.185	40.263	57.105	35.817	238.9	14:05:48.795
10		39.821				238.9		10		2:30.058 P	40.148	1:01.765	48.145	241.6	14:08:18.853





Spa Francorchamps
Euroformula Open
Free Practice - 2
Lap Analysis



20 Cameron Das Dallara F317 HWA 29 Stuart Wiltshire R Dallara F317 HWA
Fortec Motorsport CF Racing

Lap	D	Time	Sector 1	Sector 2	Sector 3	T. Spd	Elapsed	Lap	D	Time	Sector 1	Sector 2	Sector 3	T. Spd	Elapsed
1		13:42:53.638	13:41:11.525	1:04.253	37.860	181.2	13:42:53.638	1		13:43:05.341	13:41:17.229	1:09.091	39.021	204.5	13:43:05.341
2		2:15.038	40.635	58.352	36.051	233.7	13:45:08.676	2		2:24.886	41.845	1:04.397	38.644	234.2	13:45:30.227
3		2:14.034	40.506		2:50.085	233.7	13:47:22.710	3		2:26.548	41.717	1:06.422	38.409	195.6	13:47:56.775
4		2:14.146	39.869	58.439	35.838	238.4	13:49:36.856	4		2:37.376 P	42.548	1:06.414	48.414	238.4	13:50:34.151
5		2:14.138	40.613	57.505	36.020	231.7	13:51:50.994	5		10:29.822	8:42.616	1:09.128	38.078	201.8	14:01:03.973
6		2:21.224 P	40.550	57.698	42.976	231.2	13:54:12.218	6		2:20.921	41.310	1:02.395	37.216	232.2	14:03:24.894
7		8:10.712	6:25.533	1:02.381	42.798	178.2	14:02:22.930	7		2:21.110	41.168	1:02.702	37.240	232.7	14:05:46.004
8		2:12.768	40.261	56.800	35.707	235.2	14:04:35.698	8		2:44.482 P	40.927	1:09.877	53.678	235.2	14:08:30.486
9		2:13.034	40.507	56.683	35.844	230.7	14:06:48.732								
10		2:50.911 P	44.444	1:14.007	52.460	160.4	14:09:39.643								

21 Calan Williams Dallara F317 HWA 30 Liam Lawson R Dallara F317 Spiess
Fortec Motorsport Team Motopark

Lap	D	Time	Sector 1	Sector 2	Sector 3	T. Spd	Elapsed	Lap	D	Time	Sector 1	Sector 2	Sector 3	T. Spd	Elapsed
1		13:42:58.380	13:41:14.027	1:06.924	37.429	215.1	13:42:58.380	1		13:43:40.855	13:41:52.839	1:05.796	42.220	152.5	13:43:40.855
2		2:19.755	40.549	1:00.434	38.772	236.8	13:45:18.135	2		2:16.883	40.923	59.165	36.795	235.8	13:45:57.738
3		2:15.745	40.661	58.496	36.588	233.7	13:47:33.880	3		2:14.804	40.708	58.133	35.963	235.2	13:48:12.542
4		2:15.057	40.934	57.982	36.141	231.7	13:49:48.937	4		2:15.614	40.007	59.249	36.358	241.6	13:50:28.156
5		2:14.828	40.582	58.012	36.234	233.7	13:52:03.765	5		2:14.388	40.545	57.747	36.096	236.3	13:52:42.544
6		2:23.587 P	40.629	58.308	44.650	230.7	13:54:27.352	6		2:22.473 P	40.507	58.306	43.660	234.7	13:55:05.017
7		7:53.341	6:14.537	1:02.580	36.224	228.8	14:02:20.693	7		4:35.940	2:59.136	1:00.373	36.431	230.2	13:59:40.957
8		2:14.315	40.630	57.722	35.963	232.2	14:04:35.008	8		2:15.607	40.408	58.372	36.827	236.3	14:01:56.564
9		2:18.242	43.197	59.074	35.971	200.0	14:06:53.250	9		2:13.807	40.052	57.666	36.089	240.0	14:04:10.371
10		2:49.006 P	41.341	1:14.079	53.586	153.1	14:09:42.256	10		2:27.610 P	40.009	1:01.797	45.804	240.0	14:06:37.981

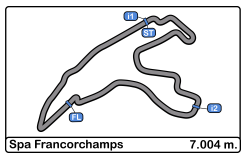
26 Linus Lundqvist R Dallara F317 HWA 31 Billy Monger R Dallara F317 Spiess
Double R Carlin Motorsport

Lap	D	Time	Sector 1	Sector 2	Sector 3	T. Spd	Elapsed	Lap	D	Time	Sector 1	Sector 2	Sector 3	T. Spd	Elapsed
1		13:42:36.776	13:40:54.468	1:05.004	37.304	218.1	13:42:36.776	1		13:42:51.045	13:41:07.400	1:04.086	39.559	217.3	13:42:51.045
2		2:20.105	41.375	1:01.243	37.487	231.7	13:44:56.881	2		2:15.244	40.826	58.432	35.986	238.4	13:45:06.289
3		2:15.380	40.385	58.576	36.419	237.3	13:47:12.261	3		2:14.246	39.977	58.257	36.012	242.1	13:47:20.535
4		2:17.458	40.533	58.762	38.163	236.8	13:49:29.719	4		2:20.392	40.595	1:01.468	38.329	237.3	13:49:40.927
5		2:14.108	40.127	58.008	35.973	236.8	13:51:43.827	5		2:13.537	40.169	57.664	35.704	238.4	13:51:54.464
6		2:23.460 P	40.140	1:00.456	42.864	237.8	13:54:07.287	6		2:26.470 P	41.393	58.452	46.625	225.0	13:54:20.934
7		8:57.603	7:17.155	1:02.343	38.105	191.4	14:03:04.890	7		7:20.108 P	5:35.810	59.603	44.695	234.2	14:01:41.042
8		2:13.068	40.402	56.946	35.720	234.2	14:05:17.958	8		2:56.661	1:10.070	1:03.757	42.834	232.2	14:04:37.703
9		2:12.291	40.300	56.431	35.560	235.8	14:07:30.249	9		2:19.485	40.480	1:02.091	36.914	239.4	14:06:57.188
10		2:39.388 P	43.804	1:05.496	50.088	165.3	14:10:09.637	10		2:47.739 P	40.596	1:12.408	54.735	235.8	14:09:44.927

28 Stefano Leaney R Dallara F317 HWA 33 Marino Sato Dallara F317 Spiess
CF Racing Team Motopark

Lap	D	Time	Sector 1	Sector 2	Sector 3	T. Spd	Elapsed	Lap	D	Time	Sector 1	Sector 2	Sector 3	T. Spd	Elapsed
1		13:42:55.993	13:41:14.753	1:03.509	37.731	226.4	13:42:55.993	1		13:42:46.216	13:41:02.720	1:06.450	37.046	173.9	13:42:46.216
2		2:19.948	41.905	1:00.960	37.083	230.2	13:45:15.941	2		2:16.840	40.904	58.814	37.122	235.8	13:45:03.056
3		2:20.042	41.477	1:01.160	37.405	230.7	13:47:35.983	3		2:23.268	40.663	1:06.568	36.037	236.3	13:47:26.324
4		2:18.795	41.694	1:00.245	36.856	232.2	13:49:54.778	4		2:15.669	40.346	59.271	36.052	238.4	13:49:41.993
5		2:18.040	41.275	59.702	37.063	231.2	13:52:12.818	5		2:13.542	39.574	58.131	35.837	244.8	13:51:55.535
6		2:24.794 P	41.209	1:00.174	43.411	229.7	13:54:37.612	6		2:22.099 P	39.710	58.345	44.044	238.4	13:54:17.634
7		4:48.221	3:10.510	1:00.911	36.800	219.5	13:59:25.833	7		5:28.387	3:50.251	1:02.036	36.100	210.9	13:59:46.021
8		2:26.482	41.263	1:04.103	41.116	229.7	14:01:52.315	8		2:13.590	40.339	57.617	35.634	234.2	14:01:59.611
9		2:16.899	40.898	59.362	36.639	232.2	14:04:09.214	9		2:13.241	40.217	57.232	35.792	240.0	14:04:12.852
10		2:20.070	41.055	1:01.512	37.503	231.2	14:06:29.284	10		2:13.771	40.138	57.786	35.847	240.0	14:06:26.623
11		2:32.536 P	41.232	1:02.168	49.136	232.2	14:09:01.820	11		2:40.228 P	47.551	1:01.536	51.141	234.2	14:09:06.851





Spa Francorchamps
Euroformula Open
Free Practice - 2
Lap Analysis



51

Aldo Festante

Dallara F317 HWA

99

Rui Andrade

R

Dallara F317 HWA

Teo Martin Motorsport

Drivex School

Lap	D	Time	Sector 1	Sector 2	Sector 3	T. Spd	Elapsed	Lap	D	Time	Sector 1	Sector 2	Sector 3	T. Spd	Elapsed
1		13:43:20.044	13:41:03.104	1:38.787	38.153	64.3	13:43:20.044	1		13:43:21.584	13:41:37.467	1:05.659	38.458	188.8	13:43:21.584
2		3:25.785 P	59.862	1:21.798	1:04.125	107.0	13:46:45.829	2		2:20.079	42.542	1:00.296	37.241	219.5	13:45:41.663
3		10:53.120	9:03.998	1:10.947	38.175	93.4	13:57:38.949	3		2:16.364	40.838	59.116	36.410	234.7	13:47:58.027
4		3:16.617 P	1:06.122	1:20.945	49.550	87.2	14:00:55.566	4		2:15.263	40.508	58.717	36.038	237.3	13:50:13.290
5		9:11.446 P	7:14.125	1:07.470	49.851	76.2	14:10:07.012	5		2:15.100	40.540	58.498	36.062	234.7	13:52:28.390

63

Nicolai Kjaergaard

R

Dallara F317 Spiess

Carlin Motorsport

Lap	D	Time	Sector 1	Sector 2	Sector 3	T. Spd	Elapsed	Lap	D	Time	Sector 1	Sector 2	Sector 3	T. Spd	Elapsed
1		13:42:49.636	13:41:04.980	1:05.946	38.710	203.0	13:42:49.636	6		2:15.442	40.690	58.541	36.211	232.2	13:54:43.832
2		2:16.030	40.922	58.978	36.130	236.8	13:45:05.666	7		2:15.119	40.660	58.264	36.195	232.7	13:56:58.951
3		2:16.490	40.526	1:00.041	35.923	236.3	13:47:22.156	8		2:15.138	40.650	58.239	36.249	233.2	13:59:14.089
4		2:23.520	40.409	1:03.040	40.071	236.8	13:49:45.676	9		2:16.663	40.615	1:00.028	36.020	234.2	14:01:30.752
5		2:14.388	40.279	58.141	35.968	237.3	13:52:00.064	10		2:15.502	40.526	58.742	36.234	235.2	14:03:46.254
6		2:22.414 P	40.491	58.379	43.544	236.8	13:54:22.478	11		2:16.608	40.892	59.316	36.400	234.7	14:06:02.862
7		7:36.323	5:51.320	1:05.066	39.937	196.3	14:01:58.801	12		2:31.398 P	40.523	59.699	51.176	239.4	14:08:34.260
8		2:18.290	41.596	1:00.422	36.272	242.1	14:04:17.091								
9		2:14.526	40.631	57.957	35.938	236.8	14:06:31.617								
10		2:31.963 P	40.501	1:02.780	48.682	239.4	14:09:03.580								

66

Franco Colapinto

R

Dallara F317
Piedrafita

Drivex School

Lap	D	Time	Sector 1	Sector 2	Sector 3	T. Spd	Elapsed
1		13:42:51.282 P	13:41:02.405	1:04.195	44.682	217.7	13:42:51.282
2		3:01.450	1:22.027	1:02.131	37.292	228.8	13:45:52.732
3		2:18.358	41.508	1:00.323	36.527	227.3	13:48:11.090
4		2:24.133 P	40.977	59.218	43.938	232.7	13:50:35.223
5		3:51.460	2:04.736	1:07.163	39.561	148.5	13:54:26.683
6		2:17.655	41.237	59.627	36.791	229.7	13:56:44.338
7		2:16.792	41.076	59.478	36.238	233.7	13:59:01.130
8		2:15.397	40.976	58.259	36.162	232.2	14:01:16.527
9		2:15.474	40.852	58.266	36.356	230.7	14:03:32.001
10		2:14.829	40.854	57.812	36.163	231.7	14:05:46.830
11		2:28.598 P	40.383	1:02.399	45.816	241.6	14:08:15.428

77

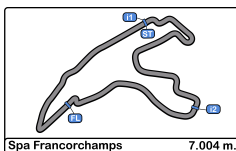
Guilherme Samaia

Dallara F317 HWA

Teo Martin Motorsport

Lap	D	Time	Sector 1	Sector 2	Sector 3	T. Spd	Elapsed
1		13:43:15.833	13:41:20.846	1:08.801	46.186	201.4	13:43:15.833
2		2:20.253	41.175	1:01.264	37.814	233.2	13:45:36.086
3		2:16.558	40.747	59.351	36.460	232.7	13:47:52.644
4		2:16.334	40.848	59.105	36.381	233.7	13:50:08.978
5		2:21.092	40.641	1:00.047	40.404	237.8	13:52:30.070
6		2:24.687 P	40.857	58.882	44.948	232.2	13:54:54.757
7		7:46.415	5:49.265	1:06.570	50.580	225.9	14:02:41.172
8		2:14.979	40.782	58.174	36.023	235.2	14:04:56.151
9		2:14.641	40.714	58.004	35.923	233.7	14:07:10.792
10		2:38.582 P	43.225	1:05.183	50.174	214.2	14:09:49.374



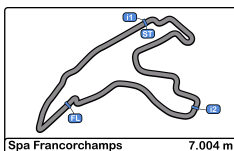


Spa Francorchamps
Euroformula Open
Free Practice - 2
Best Sectors Results



Sector - 1				Sector - 2				Sector - 3				Ideal Lap vs Best Lap				
Clas	Nº	Driver	Time	Nº	Driver	Time	Nº	Driver	Time	Clas	Nº	Driver	Ideal Lap	Best Lap	Clas	
1	1	Javier Gonzalez	39.373	26	Linus Lundqvist	56.431	26	Linus Lundqvist	35.560	1	26	Linus Lundqvist	2:12.118	2:13.068	5	
2	33	Marino Sato	39.574	8	Lukas Dunner	56.622	7	Jack Doohan	35.572	2	8	Lukas Dunner	2:12.207	2:13.000	3	
3	8	Lukas Dunner	39.821	20	Cameron Das	56.683	33	Marino Sato	35.634	3	20	Cameron Das	2:12.259	2:12.768	1	
4	20	Cameron Das	39.869	14	Yuki Tsunoda	56.713	12	Christian Hahn	35.701	4	33	Marino Sato	2:12.440	2:13.241	7	
5	12	Christian Hahn	39.918	18	Julian Hanses	57.105	31	Billy Monger	35.704	5	14	Yuki Tsunoda	2:12.556	2:13.654	10	
6	31	Billy Monger	39.977	7	Jack Doohan	57.158	20	Cameron Das	35.707	6	1	Javier Gonzalez	2:12.559	2:13.567	9	
7	14	Yuki Tsunoda	39.991	12	Christian Hahn	57.176	1	Javier Gonzalez	35.718	7	12	Christian Hahn	2:12.795	2:12.795	2	
8	30	Liam Lawson	40.007	33	Marino Sato	57.232	8	Lukas Dunner	35.764	8	7	Jack Doohan	2:12.851	2:13.034	4	
9	7	Jack Doohan	40.121	1	Javier Gonzalez	57.468	18	Julian Hanses	35.817	9	18	Julian Hanses	2:13.070	2:13.185	6	
10	26	Linus Lundqvist	40.127	3	Pierre Louis Chovet	57.624	14	Yuki Tsunoda	35.852	10	31	Billy Monger	2:13.345	2:13.537	8	
11	18	Julian Hanses	40.148	31	Billy Monger	57.664	11	Teppei Natori	35.914	11	30	Liam Lawson	2:13.636	2:13.807	11	
12	11	Teppei Natori	40.164	30	Liam Lawson	57.666	63	Nicolai Kjaergaard	35.923	12	3	Pierre Louis Chovet	2:13.785	2:14.135	12	
13	3	Pierre Louis Chovet	40.192	21	Calan Williams	57.722	77	Guilherme Samaia	35.923	13	11	Teppei Natori	2:13.918	2:14.431	15	
14	63	Nicolai Kjaergaard	40.279	66	Franco Colapinto	57.812	30	Liam Lawson	35.963	14	63	Nicolai Kjaergaard	2:14.159	2:14.388	14	
15	66	Franco Colapinto	40.383	11	Teppei Natori	57.840	21	Calan Williams	35.963	15	21	Calan Williams	2:14.234	2:14.315	13	
16	99	Rui Andrade	40.508	63	Nicolai Kjaergaard	57.957	3	Pierre Louis Chovet	35.969	16	66	Franco Colapinto	2:14.357	2:14.829	17	
17	21	Calan Williams	40.549	77	Guilherme Samaia	58.004	99	Rui Andrade	36.020	17	77	Guilherme Samaia	2:14.568	2:14.641	16	
18	77	Guilherme Samaia	40.641	99	Rui Andrade	58.239	66	Franco Colapinto	36.162	18	99	Rui Andrade	2:14.767	2:15.100	18	
19	28	Stefano Leaney	40.898	28	Stefano Leaney	59.362	28	Stefano Leaney	36.639	19	28	Stefano Leaney	2:16.899	2:16.899	19	
20	29	Stuart Wiltshire	40.927	29	Stuart Wiltshire	1:02.395	29	Stuart Wiltshire	37.216	20	29	Stuart Wiltshire	2:20.538	2:20.921	20	
21	51	Aldo Festante	59.862	51	Aldo Festante	1:07.470	51	Aldo Festante	38.153	21	51	Aldo Festante	2:45.485	3:16.617	21	



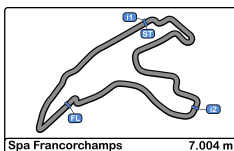


Spa Francorchamps
Euroformula Open
Free Practice - 2
Best 5 Lap Times



Cls	Nº	Entrant	Nat	Driver	Nat	Cat	Cls	Chassis - Engine	Team	Best 1		Best 2		Best 3		Best 4		Best 5	
										Time	Lap	Time	Lap	Time	Lap	Time	Lap	Time	Lap
1	20	Fortec Motorsport	GBR	Cameron Das	USA			Dallara F317 HWA	Fortec Motorsport	2:12.768	8	2:13.034	9	2:14.034	3	2:14.138	5	2:14.146	4
2	12	Carlin Motorsport	GBR	Christian Hahn	BRA			Dallara F317 Spiess	Carlin Motorsport	2:12.795	10	2:13.157	9	2:13.821	5	2:14.555	4	2:14.635	8
3	8	Teo Martin Motorsport	ESP	Lukas Dunner	AUT			Dallara F317 HWA	Teo Martin Motorsport	2:13.000	9	2:13.078	4	2:13.667	8	2:14.840	3	2:16.696	2
4	7	Double R	GBR	Jack Doohan	AUS	R	1	Dallara F317 HWA	Double R	2:13.034	9	2:13.602	5	2:13.854	4	2:14.107	3	2:15.910	2
5	26	Double R	GBR	Linus Lundqvist	SWE	R	2	Dallara F317 HWA	Double R	2:13.068	8	2:14.108	5	2:15.380	3	2:17.458	4	2:20.105	2
6	18	Team Motopark	DEU	Julian Hanses	DEU			Dallara F317 Spiess	Team Motopark	2:13.185	9	2:14.904	7	2:15.201	3	2:15.312	4	2:17.999	8
7	33	Team Motopark	DEU	Marino Sato	JPN			Dallara F317 Spiess	Team Motopark	2:13.241	9	2:13.542	5	2:13.590	8	2:13.771	10	2:15.669	4
8	31	Carlin Motorsport	GBR	Billy Monger	GBR	R	3	Dallara F317 Spiess	Carlin Motorsport	2:13.537	5	2:14.246	3	2:15.244	2	2:19.485	9	2:20.392	4
9	1	RP Motorsport	ITA	Javier Gonzalez	MEX	R	4	Dallara F317 Spiess	RP Motorsport	2:13.567	10	2:13.682	9	2:13.997	6	2:14.622	4	2:15.358	5
10	14	Team Motopark	DEU	Yuki Tsunoda	JPN	R	5	Dallara F317 Spiess	Team Motopark	2:13.654	10	2:14.010	4	2:14.143	5	2:14.221	6	2:14.801	3
11	30	Team Motopark	DEU	Liam Lawson	NZL	R	6	Dallara F317 Spiess	Team Motopark	2:13.807	9	2:14.388	5	2:14.804	3	2:15.607	8	2:15.614	4
12	3	RP Motorsport	ITA	Pierre Louis Chovet	FRA	R	7	Dallara F317 Spiess	RP Motorsport	2:14.135	10	2:15.015	5	2:16.031	3	2:17.059	4	2:17.748	9
13	21	Fortec Motorsport	GBR	Calan Williams	AUS			Dallara F317 HWA	Fortec Motorsport	2:14.315	8	2:14.828	5	2:15.057	4	2:15.745	3	2:18.242	9
14	63	Carlin Motorsport	GBR	Nicolai Kjaergaard	DNK	R	8	Dallara F317 Spiess	Carlin Motorsport	2:14.388	5	2:14.526	9	2:16.030	2	2:16.490	3	2:18.290	8
15	11	Carlin Motorsport	GBR	Teppei Natori	JPN	R	9	Dallara F317 Spiess	Carlin Motorsport	2:14.431	9	2:14.708	3	2:15.641	2	2:20.573	7	2:21.254	4
16	77	Teo Martin Motorsport	ESP	Guilherme Samaia	BRA			Dallara F317 HWA	Teo Martin Motorsport	2:14.641	9	2:14.979	8	2:16.334	4	2:16.558	3	2:20.253	2
17	66	Drivex School	ESP	Franco Colapinto	ARG	R	10	Dallara F317 Piedrafita	Drivex School	2:14.829	10	2:15.397	8	2:15.474	9	2:16.792	7	2:17.655	6
18	99	Drivex School	ESP	Rui Andrade	AGO	R	11	Dallara F317 HWA	Drivex School	2:15.100	5	2:15.119	7	2:15.138	8	2:15.263	4	2:15.442	6
19	28	Stefano Leaney / CF	GBR	Stefano Leaney	GBR	R	12	Dallara F317 HWA	CF Racing	2:16.899	9	2:18.040	5	2:18.795	4	2:19.948	2	2:20.042	3
20	29	Stuart Wiltshire / CF	GBR	Stuart Wiltshire	GBR	R	13	Dallara F317 HWA	CF Racing	2:20.921	6	2:21.110	7	2:24.886	2	2:26.548	3	2:37.376	4
21	51	Teo Martin Motorsport	ESP	Aldo Festante	ITA			Dallara F317 HWA	Teo Martin Motorsport	3:16.617	4	3:25.785	2	10:53.12	3				



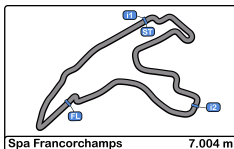


Spa Francorchamps
Euroformula Open
Free Practice - 2
Best 5 Top Speeds



Cls	Nº	Entrant	Nat	Driver	Nat	Cat	Cls	Chassis - Engine	Team	Top 1		Top 2		Top 3		Top 4		Top 5		Avg
										Km/h	Lap	Km/h	Lap	Km/h	Lap	Km/h	Lap	Km/h	Lap	
1	1	RP Motorsport	ITA	Javier Gonzalez	MEX	R	1	Dallara F317 Spiess	RP Motorsport	246.5	5	241.6	10	240.5	4	239.4	9	238.4	6	241.3
2	33	Team Motopark	DEU	Marino Sato	JPN			Dallara F317 Spiess	Team Motopark	244.8	5	240.0	9	240.0	10	238.4	4	238.4	6	240.3
3	31	Carlin Motorsport	GBR	Billy Monger	GBR	R	2	Dallara F317 Spiess	Carlin Motorsport	242.1	3	239.4	9	238.4	2	238.4	5	237.3	4	239.1
4	63	Carlin Motorsport	GBR	Nicolai Kjaergaard	DNK	R	3	Dallara F317 Spiess	Carlin Motorsport	242.1	8	239.4	10	237.3	5	236.8	2	236.8	4	238.5
5	12	Carlin Motorsport	GBR	Christian Hahn	BRA			Dallara F317 Spiess	Carlin Motorsport	241.6	4	241.0	9	240.5	10	237.8	6	237.3	3	239.6
6	18	Team Motopark	DEU	Julian Hanses	DEU			Dallara F317 Spiess	Team Motopark	241.6	10	240.5	8	238.9	9	237.3	7	236.3	4	238.9
7	30	Team Motopark	DEU	Liam Lawson	NZL	R	4	Dallara F317 Spiess	Team Motopark	241.6	4	240.0	9	240.0	10	236.3	5	236.3	8	238.8
8	66	Drivex School	ESP	Franco Colapinto	ARG	R	5	Dallara F317 Piedrafita	Drivex School	241.6	11	233.7	7	232.7	4	232.2	8	231.7	10	234.4
9	3	RP Motorsport	ITA	Pierre Louis Chovet	FRA	R	6	Dallara F317 Spiess	RP Motorsport	241.0	9	238.4	3	237.3	10	235.8	5	232.7	2	237.0
10	14	Team Motopark	DEU	Yuki Tsunoda	JPN	R	7	Dallara F317 Spiess	Team Motopark	240.0	4	238.4	5	237.3	11	234.2	3	234.2	6	236.8
11	99	Drivex School	ESP	Rui Andrade	AGO	R	8	Dallara F317 HWA	Drivex School	239.4	12	237.3	4	235.2	10	234.7	3	234.7	5	236.3
12	8	Teo Martin Motorsport	ESP	Lukas Dunner	AUT			Dallara F317 HWA	Teo Martin Motorsport	238.9	10	234.2	4	231.2	2	230.7	9	229.2	3	232.9
13	20	Fortec Motorsport	GBR	Cameron Das	USA			Dallara F317 HWA	Fortec Motorsport	238.4	4	235.2	8	233.7	2	233.7	3	231.7	5	234.5
14	29	Stuart Wiltshire / CF	GBR	Stuart Wiltshire	GBR	R	9	Dallara F317 HWA	CF Racing	238.4	4	235.2	8	234.2	2	232.7	7	232.2	6	234.5
15	11	Carlin Motorsport	GBR	Teppe Natori	JPN	R	10	Dallara F317 Spiess	Carlin Motorsport	237.8	3	235.8	2	235.8	9	235.8	10	235.2	5	236.1
16	26	Double R	GBR	Linus Lundqvist	SWE	R	11	Dallara F317 HWA	Double R	237.8	6	237.3	3	236.8	4	236.8	5	235.8	9	236.9
17	77	Teo Martin Motorsport	ESP	Guilherme Samaia	BRA			Dallara F317 HWA	Teo Martin Motorsport	237.8	5	235.2	8	233.7	4	233.7	9	233.2	2	234.7
18	7	Double R	GBR	Jack Doohan	AUS	R	12	Dallara F317 HWA	Double R	237.3	11	236.8	10	235.2	9	234.7	6	233.2	2	235.5
19	21	Fortec Motorsport	GBR	Calan Williams	AUS			Dallara F317 HWA	Fortec Motorsport	236.8	2	233.7	3	233.7	5	232.2	8	231.7	4	233.6
20	28	Stefano Leaney / CF	GBR	Stefano Leaney	GBR	R	13	Dallara F317 HWA	CF Racing	232.2	4	232.2	9	232.2	11	231.2	5	231.2	10	231.8
21	51	Teo Martin Motorsport	ESP	Aldo Festante	ITA			Dallara F317 HWA	Teo Martin Motorsport	107.0	2	93.4	3	87.2	4	76.2	5	64.3	1	85.6



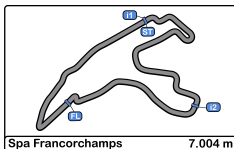


Spa Francorchamps
Euroformula Open
Free Practice - 2
Fastest Laps Sequence



Lap	Time of Day	Session Time	Nº	Entrant	Nat	Driver	Nat	Cat	Chassis - Engine	Team	Time	Km/h
2	13:44:55.774	4:55.774	7	Double R	GBR	Jack Doohan	AUS	R	Dallara F317 HWA	Double R	2:15.910	185.5
2	13:45:03.504	5:03.504	11	Carlin Motorsport	GBR	Teppei Natori	JPN	R	Dallara F317 Spiess	Carlin Motorsport	2:15.641	185.8
2	13:45:06.289	5:06.289	31	Carlin Motorsport	GBR	Billy Monger	GBR	R	Dallara F317 Spiess	Carlin Motorsport	2:15.244	186.4
2	13:45:08.676	5:08.676	20	Fortec Motorsport	GBR	Cameron Das	USA		Dallara F317 HWA	Fortec Motorsport	2:15.038	186.7
3	13:47:09.881	7:09.881	7	Double R	GBR	Jack Doohan	AUS	R	Dallara F317 HWA	Double R	2:14.107	188.0
3	13:47:22.710	7:22.710	20	Fortec Motorsport	GBR	Cameron Das	USA		Dallara F317 HWA	Fortec Motorsport	2:14.034	188.1
4	13:49:23.735	9:23.735	7	Double R	GBR	Jack Doohan	AUS	R	Dallara F317 HWA	Double R	2:13.854	188.3
4	13:50:02.080	10:02.080	8	Teo Martin Motorsport	ESP	Lukas Dunner	AUT		Dallara F317 HWA	Teo Martin Motorsport	2:13.078	189.4
9	14:03:41.661	23:41.661	7	Double R	GBR	Jack Doohan	AUS	R	Dallara F317 HWA	Double R	2:13.034	189.5
8	14:04:35.698	24:35.698	20	Fortec Motorsport	GBR	Cameron Das	USA		Dallara F317 HWA	Fortec Motorsport	2:12.768	189.9





Spa Francorchamps
Euroformula Open
Free Practice - 2
Event Best Maximum Speed



Nº	Entrant	Nat	Driver	Nat	Cat	Clas	Chassis - Engine	Team	Km/h	Session
1	RP Motorsport	ITA	Javier Gonzalez	MEX	R	1	Dallara F317 Spiess	RP Motorsport	246.5	Free Practice - 2
33	Team Motopark	DEU	Marino Sato	JPN			Dallara F317 Spiess	Team Motopark	246.0	Free Practice - 1
30	Team Motopark	DEU	Liam Lawson	NZL	R	2	Dallara F317 Spiess	Team Motopark	246.0	Free Practice - 1
18	Team Motopark	DEU	Julian Hanses	DEU			Dallara F317 Spiess	Team Motopark	246.0	Free Practice - 1
14	Team Motopark	DEU	Yuki Tsunoda	JPN	R	3	Dallara F317 Spiess	Team Motopark	244.8	Free Practice - 1
66	Drivex School	ESP	Franco Colapinto	ARG	R	4	Dallara F317 Piedrafita	Drivex School	243.2	Free Practice - 1
63	Carlin Motorsport	GBR	Nicolai Kjaergaard	DNK	R	5	Dallara F317 Spiess	Carlin Motorsport	242.1	Free Practice - 1
8	Teo Martin	ESP	Lukas Dunner	AUT			Dallara F317 HWA	Teo Martin	242.1	Free Practice - 1
31	Carlin Motorsport	GBR	Billy Monger	GBR	R	6	Dallara F317 Spiess	Carlin Motorsport	242.1	Free Practice - 2
12	Carlin Motorsport	GBR	Christian Hahn	BRA			Dallara F317 Spiess	Carlin Motorsport	241.6	Free Practice - 2
3	RP Motorsport	ITA	Pierre Louis Chovet	FRA	R	7	Dallara F317 Spiess	RP Motorsport	241.0	Free Practice - 2
29	Stuart Wiltshire / CF	GBR	Stuart Wiltshire	GBR	R	8	Dallara F317 HWA	CF Racing	240.0	Free Practice - 1
99	Drivex School	ESP	Rui Andrade	AGO	R	9	Dallara F317 HWA	Drivex School	239.4	Free Practice - 1
11	Carlin Motorsport	GBR	Teppey Natori	JPN	R	10	Dallara F317 Spiess	Carlin Motorsport	239.4	Free Practice - 1
21	Fortec Motorsport	GBR	Calan Williams	AUS			Dallara F317 HWA	Fortec Motorsport	238.9	Free Practice - 1
26	Double R	GBR	Linus Lundqvist	SWE	R	11	Dallara F317 HWA	Double R	238.4	Free Practice - 1
20	Fortec Motorsport	GBR	Cameron Das	USA			Dallara F317 HWA	Fortec Motorsport	238.4	Free Practice - 2
7	Double R	GBR	Jack Doohan	AUS	R	12	Dallara F317 HWA	Double R	237.8	Free Practice - 1
77	Teo Martin	ESP	Guilherme Samaia	BRA			Dallara F317 HWA	Teo Martin	237.8	Free Practice - 2
28	Stefano Leaney / CF	GBR	Stefano Leaney	GBR	R	13	Dallara F317 HWA	CF Racing	237.3	Free Practice - 1
51	Teo Martin	ESP	Aldo Festante	ITA			Dallara F317 HWA	Teo Martin	214.2	Free Practice - 1





Spa Francorchamps
Euroformula Open
Free Practice - 2
Pit Stop Analysis



1 Javier Gonzalez R RP Motorsport
Dallara F317 Spiess

Nr.	In Day Time	In Time	Out Time	Pit Time	T. Pit Time	Handicap	Penalty
1	13:56:27.985	13:56:27.985	14:00:12.662	3:44.677	3:44.677		

3 Pierre Louis Chovet R RP Motorsport
Dallara F317 Spiess

Nr.	In Day Time	In Time	Out Time	Pit Time	T. Pit Time	Handicap	Penalty
1	13:54:38.122	13:54:38.122	13:55:01.850	23.728	23.728		
2	13:57:29.773	13:57:29.773	14:00:01.396	2:31.623	2:55.351		

7 Jack Doohan R Double R
Dallara F317 HWA

Nr.	In Day Time	In Time	Out Time	Pit Time	T. Pit Time	Handicap	Penalty
1	13:53:53.139	13:53:53.139	13:56:43.223	2:50.084	2:50.084		

8 Lukas Dunner Teo Martin Motorsport
Dallara F317 HWA

Nr.	In Day Time	In Time	Out Time	Pit Time	T. Pit Time	Handicap	Penalty
1	13:52:18.091	13:52:18.091	13:55:57.766	3:39.675	3:39.675		

11 Teppei Natori R Carlin Motorsport
Dallara F317 Spiess

Nr.	In Day Time	In Time	Out Time	Pit Time	T. Pit Time	Handicap	Penalty
1	13:51:56.687	13:51:56.687	13:55:30.545	3:33.858	3:33.858		

12 Christian Hahn Carlin Motorsport
Dallara F317 Spiess

Nr.	In Day Time	In Time	Out Time	Pit Time	T. Pit Time	Handicap	Penalty
1	13:53:57.358	13:53:57.358	13:57:51.886	3:54.528	3:54.528		

14 Yuki Tsunoda R Team Motopark
Dallara F317 Spiess

Nr.	In Day Time	In Time	Out Time	Pit Time	T. Pit Time	Handicap	Penalty
1	13:42:43.583	13:42:43.583	13:43:11.695	28.112	28.112		
2	13:56:57.623	13:56:57.623	13:58:19.028	1:21.405	1:49.517		

18 Julian Hanses Team Motopark
Dallara F317 Spiess

Nr.	In Day Time	In Time	Out Time	Pit Time	T. Pit Time	Handicap	Penalty
1	13:43:13.271	13:43:13.271	13:43:40.528	27.257	27.257		
2	13:52:54.516	13:52:54.516	13:56:38.583	3:44.067	4:11.324		

20 Cameron Das Fortec Motorsport
Dallara F317 HWA

Nr.	In Day Time	In Time	Out Time	Pit Time	T. Pit Time	Handicap	Penalty
1	13:54:07.016	13:54:07.016	13:59:58.241	5:51.225	5:51.225		

21 Calan Williams Fortec Motorsport
Dallara F317 HWA

Nr.	In Day Time	In Time	Out Time	Pit Time	T. Pit Time	Handicap	Penalty
1	13:54:21.494	13:54:21.494	14:00:04.528	5:43.034	5:43.034		

26 Linus Lundqvist R Double R
Dallara F317 HWA

Nr.	In Day Time	In Time	Out Time	Pit Time	T. Pit Time	Handicap	Penalty
1	13:54:01.812	13:54:01.812	14:00:44.159	6:42.347	6:42.347		

28 Stefano Leaney R CF Racing
Dallara F317 HWA

Nr.	In Day Time	In Time	Out Time	Pit Time	T. Pit Time	Handicap	Penalty
1	13:54:32.441	13:54:32.441	13:57:09.727	2:37.286	2:37.286		

29 Stuart Wiltshire R CF Racing
Dallara F317 HWA

Nr.	In Day Time	In Time	Out Time	Pit Time	T. Pit Time	Handicap	Penalty
1	13:50:28.816	13:50:28.816	13:58:36.688	8:07.872	8:07.872		

30 Liam Lawson R Team Motopark
Dallara F317 Spiess

Nr.	In Day Time	In Time	Out Time	Pit Time	T. Pit Time	Handicap	Penalty
1	13:54:58.993	13:54:58.993	13:57:23.346	2:24.353	2:24.353		

31 Billy Monger R Carlin Motorsport
Dallara F317 Spiess

Nr.	In Day Time	In Time	Out Time	Pit Time	T. Pit Time	Handicap	Penalty
1	13:54:15.055	13:54:15.055	13:59:20.188	5:05.133	5:05.133		
2	14:01:35.444	14:01:35.444	14:02:00.337	24.893	5:30.026		

33 Marino Sato Team Motopark
Dallara F317 Spiess

Nr.	In Day Time	In Time	Out Time	Pit Time	T. Pit Time	Handicap	Penalty
1	13:54:11.659	13:54:11.659	13:57:28.642	3:16.983	3:16.983		

51 Aldo Festante Teo Martin Motorsport
Dallara F317 HWA

Nr.	In Day Time	In Time	Out Time	Pit Time	T. Pit Time	Handicap	Penalty
1	13:46:40.559	13:46:40.559	13:54:57.340	8:16.781	8:16.781		
2	14:00:50.241	14:00:50.241	14:07:09.546	6:19.305	14:36.086		

63 Nicolai Kjaergaard R Carlin Motorsport
Dallara F317 Spiess

Nr.	In Day Time	In Time	Out Time	Pit Time	T. Pit Time	Handicap	Penalty
1	13:54:16.983	13:54:16.983	13:59:34.849	5:17.866	5:17.866		

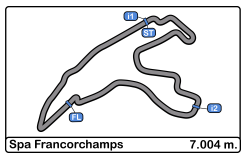
66 Franco Colapinto R Drivex School
Dallara F317 Piedrafita

Nr.	In Day Time	In Time	Out Time	Pit Time	T. Pit Time	Handicap	Penalty
1	13:42:45.574	13:42:45.574	13:43:12.686	27.112	27.112		
2	13:50:29.942	13:50:29.942	13:51:53.283	1:23.341	1:50.453		

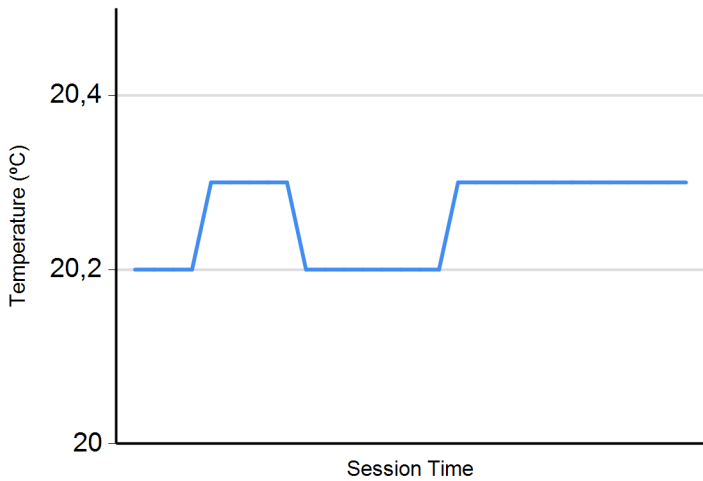
77 Guilherme Samaia Teo Martin Motorsport
Dallara F317 HWA

Nr.	In Day Time	In Time	Out Time	Pit Time	T. Pit Time	Handicap	Penalty
1	13:54:49.438	13:54:49.438	14:00:06.417	5:16.979	5:16.979		

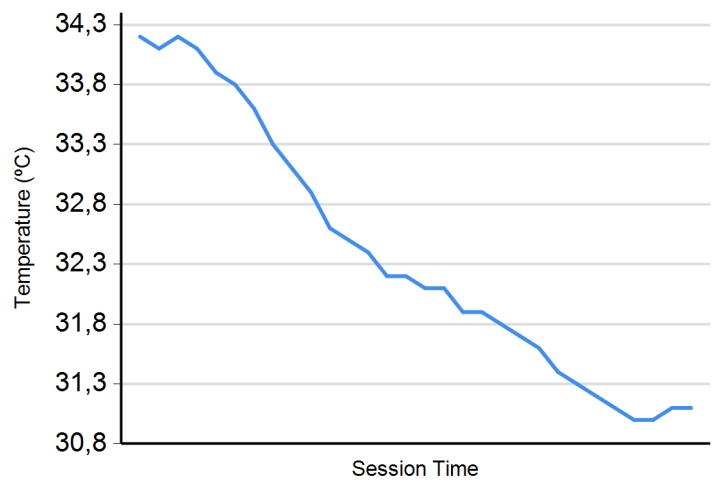




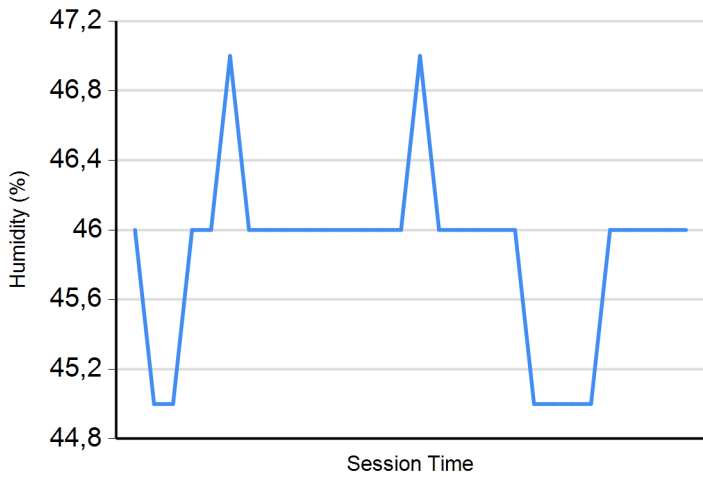
Air Temperature



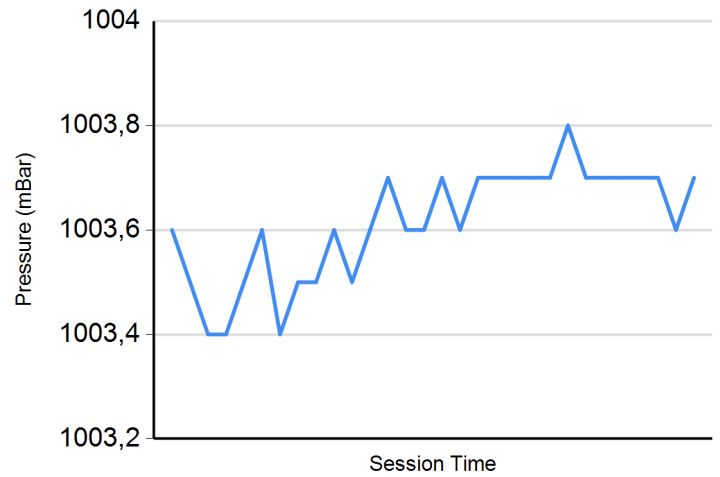
Track Temperature



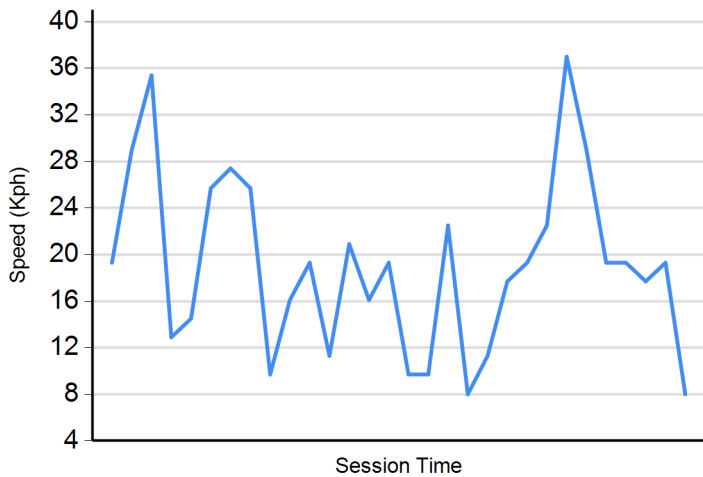
Humidity



Pressure

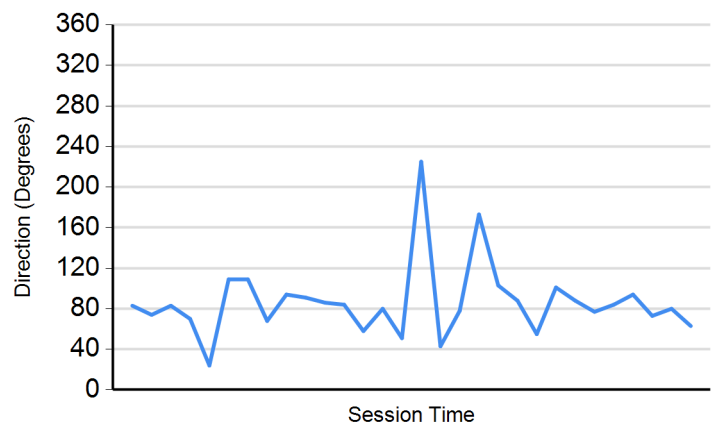


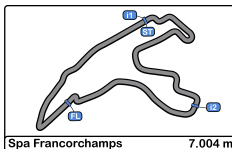
Wind Speed



Wind direction

North = 0°/360° Est = 90° South = 180° West = 270°





Spa Francorchamps
Euroformula Open
Free Practice 1 - 2
Results



Cls	Nº	Entrant	Nat	Driver	Nat	Cat	Cls	Chassis - Engine	Team	Laps	Free Practice - 1	Free Practice - 2	Best	Gap	Interval	Km/h		
1	33	Team Motopark	DE	Marino Sato	JPN			Dallara F317 Spiess	Team Motopark	24	2:12.726	7	2:13.241	9	2:12.726	189.9		
2	20	Fortec Motorsport	GB	Cameron Das	US			Dallara F317 HWA	Fortec Motorsport	24	2:15.605	6	2:12.768	8	2:12.768	0.042	0.042	189.9
3	12	Carlin Motorsport	GB	Christian Hahn	BR			Dallara F317 Spiess	Carlin Motorsport	25	2:13.784	10	2:12.795	10	2:12.795	0.069	0.027	189.8
4	26	Double R	GB	Linus Lundqvist	SW	R	1	Dallara F317 HWA	Double R	22	2:12.883	11	2:13.068	8	2:12.883	0.157	0.088	189.7
5	8	Teo Martin Motorsport	ESP	Lukas Dunner	AUT			Dallara F317 HWA	Teo Martin Motorsport	22	2:13.681	11	2:13.000	9	2:13.000	0.274	0.117	189.5
6	7	Double R	GB	Jack Doohan	AU	R	2	Dallara F317 HWA	Double R	23	2:15.073	11	2:13.034	9	2:13.034	0.308	0.034	189.5
7	18	Team Motopark	DE	Julian Hanses	DE			Dallara F317 Spiess	Team Motopark	23	2:14.500	7	2:13.185	9	2:13.185	0.459	0.151	189.3
8	31	Carlin Motorsport	GB	Billy Monger	GB	R	3	Dallara F317 Spiess	Carlin Motorsport	17	2:14.655	5	2:13.537	5	2:13.537	0.811	0.352	188.8
9	1	RP Motorsport	ITA	Javier Gonzalez	ME	R	4	Dallara F317 Spiess	RP Motorsport	24	2:14.409	12	2:13.567	10	2:13.567	0.841	0.030	188.7
10	14	Team Motopark	DE	Yuki Tsunoda	JPN	R	5	Dallara F317 Spiess	Team Motopark	24	2:13.698	11	2:13.654	10	2:13.654	0.928	0.087	188.6
11	30	Team Motopark	DE	Liam Lawson	NZL	R	6	Dallara F317 Spiess	Team Motopark	21	2:14.133	10	2:13.807	9	2:13.807	1.081	0.153	188.4
12	3	RP Motorsport	ITA	Pierre Louis Chovet	FRA	R	7	Dallara F317 Spiess	RP Motorsport	24	2:14.563	10	2:14.135	10	2:14.135	1.409	0.328	187.9
13	21	Fortec Motorsport	GB	Calan Williams	AU			Dallara F317 HWA	Fortec Motorsport	24	2:15.221	10	2:14.315	8	2:14.315	1.589	0.180	187.7
14	63	Carlin Motorsport	GB	Nicolai Kjaergaard	DN	R	8	Dallara F317 Spiess	Carlin Motorsport	23	2:14.343	6	2:14.388	5	2:14.343	1.617	0.028	187.6
15	11	Carlin Motorsport	GB	Teppeï Natori	JPN	R	9	Dallara F317 Spiess	Carlin Motorsport	24	2:14.570	12	2:14.431	9	2:14.431	1.705	0.088	187.5
16	77	Teo Martin Motorsport	ESP	Guilherme Samaia	BR			Dallara F317 HWA	Teo Martin Motorsport	23	2:15.112	7	2:14.641	9	2:14.641	1.915	0.210	187.2
17	66	Drivex School	ESP	Franco Colapinto	AR	R	10	Dallara F317 Piedrafita	Drivex School	25	2:17.733	12	2:14.829	10	2:14.829	2.103	0.188	187.0
18	99	Drivex School	ESP	Rui Andrade	AG	R	11	Dallara F317 HWA	Drivex School	25	2:15.543	13	2:15.100	5	2:15.100	2.374	0.271	186.6
19	28	Stefano Leaney / CF	GB	Stefano Leaney	GB	R	12	Dallara F317 HWA	CF Racing	24	2:16.082	11	2:16.899	9	2:16.082	3.356	0.982	185.2
20	29	Stuart Wiltshire / CF	GB	Stuart Wiltshire	GB	R	13	Dallara F317 HWA	CF Racing	22	2:17.876	13	2:20.921	6	2:17.876	5.150	1.794	182.8
21	51	Teo Martin Motorsport	ESP	Aldo Festante	ITA			Dallara F317 HWA	Teo Martin Motorsport	8	7:18.357	2	3:16.617	4	3:16.617	63.891	58.741	128.2

Published at:.....

Stewards:	Race Director:	Timekeeper:
-----------	----------------	-------------

