

Spa Francorchamps
Euroformula Open
Qualifying - 1
Provisional Results



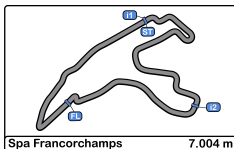
Clas	Nº	Entrant	Nat	Driver	Nat	Cat	Clas	Chassis - Engine	Team	Laps	Best	Time	Gap	Interval	Km/h
1	33	Team Motopark	DE	Marino Sato	JPN			Dallara F317 Spiess	Team Motopark	8	4	2:10.527			193.1
2	14	Team Motopark	DE	Yuki Tsunoda	JPN	R	1	Dallara F317 Spiess	Team Motopark	8	6	2:10.780	0.253	0.253	192.8
3	7	Double R	GB	Jack Doohan	AU	R	2	Dallara F317 HWA	Double R	11	9	2:10.850	0.323	0.070	192.6
4	8	Teo Martin Motorsport	ESP	Lukas Dunner	AUT			Dallara F317 HWA	Teo Martin Motorsport	10	8	2:10.893	0.366	0.043	192.6
5	12	Carlin Motorsport	GB	Christian Hahn	BR			Dallara F317 Spiess	Carlin Motorsport	10	9	2:11.192	0.665	0.299	192.1
6	26	Double R	GB	Linus Lundqvist	SW	R	3	Dallara F317 HWA	Double R	11	10	2:11.230	0.703	0.038	192.1
7	11	Carlin Motorsport	GB	Tepei Natori	JPN	R	4	Dallara F317 Spiess	Carlin Motorsport	11	10	2:11.361	0.834	0.131	191.9
8	30	Team Motopark	DE	Liam Lawson	NZL	R	5	Dallara F317 Spiess	Team Motopark	8	6	2:11.368	0.841	0.007	191.9
9	1	RP Motorsport	ITA	Javier Gonzalez	ME	R	6	Dallara F317 Spiess	RP Motorsport	11	9	2:11.387	0.860	0.019	191.9
10	18	Team Motopark	DE	Julian Hanses	DE			Dallara F317 Spiess	Team Motopark	9	6	2:11.473	0.946	0.086	191.7
11	63	Carlin Motorsport	GB	Nicolai Kjaergaard	DN	R	7	Dallara F317 Spiess	Carlin Motorsport	10	8	2:11.559	1.032	0.086	191.6
12	21	Fortec Motorsport	GB	Calan Williams	AU			Dallara F317 HWA	Fortec Motorsport	11	10	2:11.852	1.325	0.293	191.2
13	77	Teo Martin Motorsport	ESP	Guilherme Samaia	BR			Dallara F317 HWA	Teo Martin Motorsport	11	10	2:11.940	1.413	0.088	191.1
14	20	Fortec Motorsport	GB	Cameron Das	US			Dallara F317 HWA	Fortec Motorsport	10	8	2:12.059	1.532	0.119	190.9
15	31	Carlin Motorsport	GB	Billy Monger	GB	R	8	Dallara F317 Spiess	Carlin Motorsport	9	8	2:12.229	1.702	0.170	190.6
16	51	Teo Martin Motorsport	ESP	Aldo Festante	ITA			Dallara F317 HWA	Teo Martin Motorsport	11	9	2:12.510	1.983	0.281	190.2
17	3	RP Motorsport	ITA	Pierre Louis Chovet	FRA	R	9	Dallara F317 Spiess	RP Motorsport	10	7	2:12.872	2.345	0.362	189.7
18	99	Drivex School	ESP	Rui Andrade	AG	R	10	Dallara F317 HWA	Drivex School	11	10	2:12.986	2.459	0.114	189.6
19	66	Drivex School	ESP	Franco Colapinto	AR	R	11	Dallara F317 Piedrafita	Drivex School	11	10	2:13.444	2.917	0.458	188.9
20	28	Stefano Leaney / CF	GB	Stefano Leaney	GB	R	12	Dallara F317 HWA	CF Racing	10	8	2:14.886	4.359	1.442	186.9
21	29	Stuart Wiltshire / CF	GB	Stuart Wiltshire	GB	R	13	Dallara F317 HWA	CF Racing	10	7	2:16.023	5.496	1.137	185.3

Published at:.....

Track Temp: 22.9 °C Air Temp: 13.5 °C Humidity: 63 % Track Status: WET

Stewards:	Race Director:	Timekeeper: 
-----------	----------------	---





Spa Francorchamps
Euroformula Open
Qualifying - 1
Provisional Results by Class



Clas	Nº	Entrant	Nat	Driver	Nat	Cat	Clas	Chassis - Engine	Team	Laps	Best	Time	Gap	Interval	Km/h
1	33	Team Motopark	DEU	Marino Sato	JPN			Dallara F317 Spiess	Team Motopark	8	4	2:10.527			193.1
2	8	Teo Martin	ESP	Lukas Dunner	AUT			Dallara F317 HWA	Teo Martin	10	8	2:10.893	0.366	0.366	192.6
3	12	Carlin Motorsport	GBR	Christian Hahn	BRA			Dallara F317 Spiess	Carlin Motorsport	10	9	2:11.192	0.665	0.299	192.1
4	18	Team Motopark	DEU	Julian Hanses	DEU			Dallara F317 Spiess	Team Motopark	9	6	2:11.473	0.946	0.281	191.7
5	21	Fortec Motorsport	GBR	Calan Williams	AUS			Dallara F317 HWA	Fortec Motorsport	11	10	2:11.852	1.325	0.379	191.2
6	77	Teo Martin	ESP	Guilherme Samaia	BRA			Dallara F317 HWA	Teo Martin	11	10	2:11.940	1.413	0.088	191.1
7	20	Fortec Motorsport	GBR	Cameron Das	USA			Dallara F317 HWA	Fortec Motorsport	10	8	2:12.059	1.532	0.119	190.9
8	51	Teo Martin	ESP	Aldo Festante	ITA			Dallara F317 HWA	Teo Martin	11	9	2:12.510	1.983	0.451	190.2

Rookie

1	14	Team Motopark	DEU	Yuki Tsunoda	JPN	R	1	Dallara F317 Spiess	Team Motopark	8	6	2:10.780			192.8
2	7	Double R	GBR	Jack Doohan	AUS	R	2	Dallara F317 HWA	Double R	11	9	2:10.850	0.070	0.070	192.6
3	26	Double R	GBR	Linus Lundqvist	SWE	R	3	Dallara F317 HWA	Double R	11	10	2:11.230	0.450	0.380	192.1
4	11	Carlin Motorsport	GBR	Teppei Natori	JPN	R	4	Dallara F317 Spiess	Carlin Motorsport	11	10	2:11.361	0.581	0.131	191.9
5	30	Team Motopark	DEU	Liam Lawson	NZL	R	5	Dallara F317 Spiess	Team Motopark	8	6	2:11.368	0.588	0.007	191.9
6	1	RP Motorsport	ITA	Javier Gonzalez	MEX	R	6	Dallara F317 Spiess	RP Motorsport	11	9	2:11.387	0.607	0.019	191.9
7	63	Carlin Motorsport	GBR	Nicolai Kjaergaard	DNK	R	7	Dallara F317 Spiess	Carlin Motorsport	10	8	2:11.559	0.779	0.172	191.6
8	31	Carlin Motorsport	GBR	Billy Monger	GBR	R	8	Dallara F317 Spiess	Carlin Motorsport	9	8	2:12.229	1.449	0.670	190.6
9	3	RP Motorsport	ITA	Pierre Louis Chovet	FRA	R	9	Dallara F317 Spiess	RP Motorsport	10	7	2:12.872	2.092	0.643	189.7
10	99	Drivex School	ESP	Rui Andrade	AGO	R	10	Dallara F317 HWA	Drivex School	11	10	2:12.986	2.206	0.114	189.6
11	66	Drivex School	ESP	Franco Colapinto	ARG	R	11	Dallara F317 Piedrafita	Drivex School	11	10	2:13.444	2.664	0.458	188.9
12	28	Stefano Leaney / CF	GBR	Stefano Leaney	GBR	R	12	Dallara F317 HWA	CF Racing	10	8	2:14.886	4.106	1.442	186.9
13	29	Stuart Wiltshire / CF	GBR	Stuart Wiltshire	GBR	R	13	Dallara F317 HWA	CF Racing	10	7	2:16.023	5.243	1.137	185.3

Published at:.....

Track Temp: 22.9 °C Air Temp: 13.5 °C Humidity: 63 % Track Status: WET

Stewards:	Race Director:	Timekeeper: 
------------------	-----------------------	---





Spa Francorchamps
Euroformula Open
Qualifying - 1
Lap Analysis



1 Javier Gonzalez R Dallara F317 Spiess **11** Tepei Natori R Dallara F317 Spiess
RP Motorsport Carlin Motorsport

Lap	D	Time	Sector 1	Sector 2	Sector 3	T. Spd	Elapsed	Lap	D	Time	Sector 1	Sector 2	Sector 3	T. Spd	Elapsed
1		10:52:10.155	10:50:21.959	1:08.997	39.199	219.9	10:52:10.155	1		10:51:58.540	10:50:13.523	1:07.802	37.215	190.1	10:51:58.540
2		2:30.189	40.998	1:09.918	39.273	214.2	10:54:40.344	2		2:37.205	42.235	1:11.924	43.046	193.8	10:54:35.745
3		2:12.444	40.075	56.869	35.500	241.0	10:56:52.788	3		2:22.251	40.346	1:03.097	38.808	238.9	10:56:57.996
4		2:12.280	39.846	56.956	35.478	244.3	10:59:05.068	4		2:13.568	40.249	57.685	35.634	241.0	10:59:11.564
5		2:20.029 P	40.452	56.452	43.125	237.3	11:01:25.097	5		2:12.716	40.293	56.649	35.774	239.4	11:01:24.280
6		4:47.646	2:56.751	1:03.614	47.281	227.8	11:06:12.743	6		2:22.794 P	40.307	59.197	43.290	242.1	11:03:47.074
7		2:13.967	40.220	58.105	35.642	242.6	11:08:26.710	7		3:27.669	1:43.605	1:05.012	39.052	186.5	11:07:14.743
8		2:11.500	39.808	56.371	35.321	242.1	11:10:38.210	8		2:30.499	43.858	1:05.931	40.710	188.1	11:09:45.242
9		2:11.387	39.737	56.300	35.350	241.6	11:12:49.597	9		2:12.221	40.212	56.565	35.444	234.2	11:11:57.463
10		2:11.789	39.492	56.755	35.542	243.7	11:15:01.386	10		2:11.361	40.003	56.094	35.264	236.8	11:14:08.824
11		2:53.636 P	49.619	1:10.557	53.460	158.5	11:17:55.022	11		2:34.139 P	41.025	1:05.347	47.767	236.3	11:16:42.963

3 Pierre Louis Chovet R Dallara F317 Spiess **12** Christian Hahn Dallara F317 Spiess
RP Motorsport Carlin Motorsport

Lap	D	Time	Sector 1	Sector 2	Sector 3	T. Spd	Elapsed	Lap	D	Time	Sector 1	Sector 2	Sector 3	T. Spd	Elapsed
1		10:52:11.053	10:50:22.023	1:11.537	37.493	215.5	10:52:11.053	1		10:51:41.590	10:50:01.554	1:03.764	36.272	225.9	10:51:41.590
2		2:17.903	40.537	1:00.818	36.548	240.5	10:54:28.956	2		2:13.905	40.112	57.930	35.863	240.5	10:53:55.495
3		2:26.337 P	40.578	58.469	47.290	234.7	10:56:55.293	3		2:13.589	39.393	58.277	35.919	243.7	10:56:09.084
4		7:33.911	5:35.879	1:14.490	43.542	231.7	11:04:29.204	4		2:13.747	39.647	58.291	35.809	245.4	10:58:22.831
5		2:13.931	40.535	57.975	35.421	233.7	11:06:43.135	5		2:23.359 P	42.400	58.403	42.556	241.6	11:00:46.190
6		2:15.553	40.150	59.738	35.665	236.3	11:08:58.688	6		5:21.764	3:33.051	1:02.497	46.216	198.8	11:06:07.954
7		2:12.872	39.808	57.381	35.683	242.1	11:11:11.560	7		2:12.511	39.883	57.151	35.477	240.5	11:08:20.465
8		2:23.187	41.394	1:00.560	41.233	192.1	11:13:34.747	8		2:11.492	39.390	56.749	35.353	245.4	11:10:31.957
9		2:14.164	39.948	58.041	36.175	240.0	11:15:48.911	9		2:11.192	39.413	56.208	35.571	243.2	11:12:43.149
10		2:54.887 P	49.432	1:07.047	58.408	194.5	11:18:43.798	10		2:36.373 P	46.903	1:00.506	48.964	221.7	11:15:19.522

7 Jack Doohan R Dallara F317 HWA **14** Yuki Tsunoda R Dallara F317 Spiess
Double R Team Motopark

Lap	D	Time	Sector 1	Sector 2	Sector 3	T. Spd	Elapsed	Lap	D	Time	Sector 1	Sector 2	Sector 3	T. Spd	Elapsed
1		10:51:43.776	10:50:02.277	1:05.138	36.361	206.1	10:51:43.776	1		10:59:52.763	10:58:10.713	1:05.258	36.792	202.2	10:59:52.763
2		2:13.678	40.266	57.773	35.639	236.3	10:53:57.454	2		2:20.260	41.775	1:00.147	38.338	206.5	11:02:13.023
3		2:12.727	40.001	57.031	35.695	238.4	10:56:10.181	3		2:21.051	39.759	59.287	42.005	242.6	11:04:34.074
4		2:13.561	39.684	58.326	35.551	244.3	10:58:23.742	4		2:17.552	39.923	1:00.939	36.690	240.0	11:06:51.626
5		2:19.270 P	40.106	57.400	41.764	237.3	11:00:43.012	5		2:11.275	39.651	56.390	35.234	243.2	11:09:02.901
6		3:45.599	2:01.066	1:06.230	38.303	203.0	11:04:28.611	6		2:10.780	39.379	56.150	35.251	247.1	11:11:13.681
7		2:24.363	42.293	1:04.730	37.340	221.7	11:06:52.974	7		2:12.430	39.495	56.484	36.451	247.7	11:13:26.111
8		2:10.938	39.689	56.011	35.238	241.0	11:09:03.912	8		2:11.028	39.423	56.340	35.265	246.5	11:15:37.139
9		2:10.850	39.508	55.937	35.405	244.8	11:11:14.762	9			43.309	1:01.479		235.8	
10		2:18.618	39.308	58.699	40.611	244.3	11:13:33.380	10							
11		2:24.512 P	39.801	1:00.089	44.622	237.3	11:15:57.892	11							

18 Julian Hanses Dallara F317 Spiess
Team Motopark

8 Lukas Dunner Dallara F317 HWA
Teo Martin Motorsport

Lap	D	Time	Sector 1	Sector 2	Sector 3	T. Spd	Elapsed	Lap	D	Time	Sector 1	Sector 2	Sector 3	T. Spd	Elapsed
1		10:51:34.305	10:49:48.413	1:02.815	43.077	217.7	10:51:34.305	1		10:59:50.523	10:58:08.566	1:04.762	37.195	207.6	10:59:50.523
2		2:14.454	40.818	57.822	35.814	231.7	10:53:48.759	2		2:19.167	42.322	59.862	36.983	217.7	11:02:09.690
3		2:12.524	40.175	56.893	35.456	233.2	10:56:01.283	3		2:17.183	40.608	1:00.316	36.259	240.0	11:04:26.873
4		2:20.473 P	39.990	58.525	41.958	235.2	10:58:21.756	4		2:12.473	39.993	57.195	35.285	240.0	11:06:39.346
5		5:42.654	3:38.401	1:13.272	50.981	223.6	11:04:04.410	5		2:11.724	39.622	56.794	35.308	241.6	11:08:51.070
6		2:13.977	40.332	57.696	35.949	236.3	11:06:18.387	6		2:11.473	39.569	56.690	35.214	245.4	11:11:02.543
7		2:12.223	39.773	57.124	35.326	241.0	11:08:30.610	7		2:14.370	39.656	58.151	36.563	243.2	11:13:16.913
8		2:10.893	39.252	56.255	35.386	243.2	11:10:41.503	8		2:11.537	39.677	56.585	35.275	242.6	11:15:28.450
9		2:11.166	39.372	56.380	35.414	243.7	11:12:52.669	9		2:48.774 P	44.914	1:07.282	56.578	203.7	11:18:17.224
10		2:23.158 P	39.599	57.150	46.409	240.5	11:15:15.827	10							





Spa Francorchamps
Euroformula Open
Qualifying - 1
Lap Analysis



20 Cameron Das Dallara F317 HWA 29 Stuart Wiltshire R Dallara F317 HWA
Fortec Motorsport CF Racing

Lap D	Time	Sector 1	Sector 2	Sector 3	T. Spd	Elapsed	Lap D	Time	Sector 1	Sector 2	Sector 3	T. Spd	Elapsed
1	10:52:08.249	10:50:17.619	1:11.716	38.914	190.4	10:52:08.249	1	10:52:06.508	10:50:15.190	1:12.065	39.253	188.4	10:52:06.508
2	2:29.142	42.620	1:07.353	39.169	140.6	10:54:37.391	2	2:27.043	42.294	1:06.999	37.750	204.5	10:54:33.551
3	2:13.196	40.123	57.472	35.601	238.9	10:56:50.587	3	2:18.760	40.821	1:00.351	37.588	238.9	10:56:52.311
4	2:12.785	40.188	56.877	35.720	235.2	10:59:03.372	4	2:21.241	40.748	1:04.123	36.370	229.2	10:59:13.552
5	2:22.928 P	42.730	57.512	42.686	240.0	11:01:26.300	5	2:16.959	40.178	59.978	36.803	242.1	11:01:30.511
6	6:57.477	5:11.007	1:03.665	42.805	178.5	11:08:23.777	6	2:17.295	40.420	1:00.264	36.611	238.9	11:03:47.806
7	2:12.629	39.935	57.193	35.501	238.4	11:10:36.406	7	2:16.023	40.221	59.619	36.183	237.8	11:06:03.829
8	2:12.059	39.808	56.810	35.441	238.4	11:12:48.465	8	2:36.899	40.233	1:13.888	42.778	238.4	11:08:40.728
9	2:12.492	39.710	57.138	35.644	237.8	11:15:00.957	9	2:16.128	40.210	59.649	36.269	240.5	11:10:56.856
10	2:31.176 P	40.834	1:02.198	48.144	233.7	11:17:32.133	10	2:27.663 P	40.380	1:00.082	47.201	240.0	11:13:24.519

21 Calan Williams Dallara F317 HWA 30 Liam Lawson R Dallara F317 Spiess
Fortec Motorsport Team Motopark

Lap D	Time	Sector 1	Sector 2	Sector 3	T. Spd	Elapsed	Lap D	Time	Sector 1	Sector 2	Sector 3	T. Spd	Elapsed
1	10:52:08.962	10:50:18.560	1:11.240	39.162	193.8	10:52:08.962	1	10:59:21.531	10:57:34.065	1:09.006	38.460	143.8	10:59:21.531
2	2:29.444	42.649	1:07.081	39.714	148.5	10:54:38.406	2	2:24.824	40.209	1:08.333	36.282	245.4	11:01:46.355
3	2:12.785	39.881	57.287	35.617	240.5	10:56:51.191	3	2:12.180	39.640	57.376	35.164	246.0	11:03:58.535
4	2:13.197	39.719	57.778	35.700	243.7	10:59:04.388	4	2:12.096	39.371	56.474	36.251	245.4	11:06:10.631
5	2:24.496 P	42.235	57.618	44.643	242.1	11:01:28.884	5	2:11.698	39.470	56.823	35.405	245.4	11:08:22.329
6	4:50.464	3:04.014	1:03.641	42.809	218.1	11:06:19.348	6	2:11.368	39.260	56.787	35.321	248.2	11:10:33.697
7	2:14.289	39.788	58.450	36.051	240.5	11:08:33.637	7	2:24.765	42.879	1:06.225	35.661	157.2	11:12:58.462
8	2:14.289	39.674	57.854	36.761	246.0	11:10:47.926	8	2:29.709 P	39.128	1:00.412	50.169	250.0	11:15:28.171
9	2:12.019	39.647	56.804	35.568	239.4	11:12:59.945							
10	2:11.852	39.388	56.950	35.514	243.7	11:15:11.797							
11	2:49.856 P	43.743	1:08.869	57.244	211.3	11:18:01.653							

26 Linus Lundqvist R Dallara F317 HWA
Double R

Lap D	Time	Sector 1	Sector 2	Sector 3	T. Spd	Elapsed	Lap D	Time	Sector 1	Sector 2	Sector 3	T. Spd	Elapsed
1	10:51:50.124	10:50:07.765	1:04.530	37.829	173.3	10:51:50.124	1	10:59:23.253	10:57:38.261	1:05.837	39.155	176.4	10:59:23.253
2	2:14.500	40.295	58.367	35.838	236.8	10:54:04.624	2	2:14.198	40.408	57.420	36.370	241.0	11:01:37.451
3	2:12.950	40.277	56.985	35.688	236.8	10:56:17.574	3	2:12.457	39.954	56.838	35.665	241.0	11:03:49.908
4	2:12.347	40.059	56.746	35.542	237.3	10:58:29.921	4	2:22.385	39.930	59.360	43.095	240.5	11:06:12.293
5	2:12.273	39.996	56.622	35.655	239.4	11:00:42.194	5	2:12.251	39.859	56.757	35.635	241.0	11:08:24.544
6	2:20.142 P	40.119	57.129	42.894	236.3	11:03:02.336	6	2:15.655	39.505	59.987	36.163	246.0	11:10:40.199
7	3:43.241	2:04.379	1:00.310	38.552	180.9	11:06:45.577	7	2:14.414	39.823	58.454	36.137	242.6	11:12:54.613
8	2:11.518	39.867	56.278	35.373	238.4	11:08:57.095	8	2:12.229	39.760	56.746	35.723	243.2	11:15:06.842
9	2:15.481	39.813	58.381	37.287	239.4	11:11:12.576	9	2:50.705 P	47.153	1:08.190	55.362	167.9	11:17:57.547
10	2:11.230	39.483	56.217	35.530	239.4	11:13:23.806							
11	2:19.838 P	39.826	56.455	43.557	238.4	11:15:43.644							

28 Stefano Leaney R Dallara F317 HWA
CF Racing

Lap D	Time	Sector 1	Sector 2	Sector 3	T. Spd	Elapsed	Lap D	Time	Sector 1	Sector 2	Sector 3	T. Spd	Elapsed
1	10:51:52.393	10:50:11.953	1:03.378	37.062	221.7	10:51:52.393	1	10:59:19.665	10:57:33.109	1:08.547	38.009	159.5	10:59:19.665
2	2:16.869	40.854	59.360	36.655	233.2	10:54:09.262	2	2:24.799	40.437	1:08.715	35.647	243.7	11:01:44.464
3	2:15.535	40.542	58.760	36.233	235.2	10:56:24.797	3	2:11.944	39.698	57.170	35.076	243.2	11:03:56.408
4	2:22.986 P	40.662	59.666	42.658	233.7	10:58:47.783	4	2:10.527	39.306	55.922	35.299	243.7	11:06:06.935
5	4:18.411	2:39.898	1:01.862	36.651	225.0	11:03:06.194	5	2:11.754	38.964	57.808	34.982	250.0	11:08:18.689
6	2:22.831	40.906	58.505	43.420	230.7	11:05:29.025	6	2:24.750	39.333	1:02.589	42.828	243.7	11:10:43.439
7	2:17.480	41.332	59.393	36.755	231.7	11:07:46.505	7	2:13.982	39.081	59.477	35.424	248.2	11:12:57.421
8	2:14.886	40.618	58.250	36.018	233.7	11:10:01.391	8	2:12.630	39.148	56.343	37.139	247.7	11:15:10.051
9	2:18.295	40.688	59.108	38.499	230.7	11:12:19.686	9		53.252	1:11.687		166.9	
10	2:21.315 P	40.523		2:59.814	231.7	11:14:41.001							





Spa Francorchamps
Euroformula Open
Qualifying - 1
Lap Analysis



51 Aldo Festante Dallara F317 HWA **99** Rui Andrade R Dallara F317 HWA
Teo Martin Motorsport Drivex School

Lap	D	Time	Sector 1	Sector 2	Sector 3	T. Spd	Elapsed	Lap	D	Time	Sector 1	Sector 2	Sector 3	T. Spd	Elapsed
1		10:51:39.328	10:49:56.714	1:03.481	39.133	220.8	10:51:39.328	1		10:51:36.670	10:49:54.265	1:02.261	40.144	206.1	10:51:36.670
2		2:15.458	40.908	58.567	35.983	230.7	10:53:54.786	2		2:15.538	40.469	59.215	35.854	239.4	10:53:52.208
3		2:14.716	40.244	58.647	35.825	236.3	10:56:09.502	3		2:15.481	40.448	59.062	35.971	235.8	10:56:07.689
4		2:27.545 P	40.603	1:01.136	45.806	227.8	10:58:37.047	4		2:22.710 P	40.634	58.103	43.973	236.3	10:58:30.399
5		4:32.445	2:52.774	1:01.880	37.791	220.8	11:03:09.492	5		5:30.144	3:48.391	1:01.788	39.965	200.3	11:04:00.543
6		2:14.417	40.641	57.403	36.373	232.2	11:05:23.909	6		2:14.802	39.865	59.241	35.696	240.5	11:06:15.345
7		2:26.936 P	40.690	1:03.106	43.140	230.2	11:07:50.845	7		2:17.110	40.096	59.059	37.955	240.0	11:08:32.455
8		2:42.103	55.764	1:07.069	39.270	175.6	11:10:32.948	8		2:16.024	39.806	58.681	37.537	243.7	11:10:48.479
9		2:12.510	40.031	56.982	35.497	236.8	11:12:45.458	9		2:14.635	39.641	59.140	35.854	246.0	11:13:03.114
10		2:13.923	40.800	57.259	35.864	237.3	11:14:59.381	10		2:12.986	39.951	57.330	35.705	240.5	11:15:16.100
11		2:29.558 P	40.233	1:00.304	49.021	234.2	11:17:28.939	11		2:43.154 P	44.062	1:04.843	54.249	212.5	11:17:59.254

63 Nicolai Kjaergaard R Dallara F317 Spiess
Carlin Motorsport

Lap	D	Time	Sector 1	Sector 2	Sector 3	T. Spd	Elapsed
1		10:51:47.235	10:50:04.036	1:05.024	38.175	204.1	10:51:47.235
2		2:19.298	40.112	59.444	39.742	241.6	10:54:06.533
3		2:13.016	39.827	57.596	35.593	244.3	10:56:19.549
4		2:13.655	39.644	58.502	35.509	244.8	10:58:33.204
5		2:20.823 P	40.049	57.176	43.598	241.6	11:00:54.027
6		5:11.225	3:24.670	1:02.511	44.044	203.0	11:06:05.252
7		2:14.421	40.154	57.353	36.914	238.9	11:08:19.673
8		2:11.559	39.620	56.454	35.485	242.6	11:10:31.232
9		2:13.131	40.169	57.309	35.653	221.3	11:12:44.363
10		2:30.642 P	40.091	1:00.322	50.229	237.8	11:15:15.005

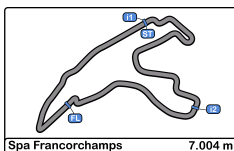
66 Franco Colapinto R Dallara F317 Piedrafita
Drivex School

Lap	D	Time	Sector 1	Sector 2	Sector 3	T. Spd	Elapsed
1		10:51:35.340	10:49:50.604	1:02.892	41.844	222.6	10:51:35.340
2		2:17.457	40.840	59.877	36.740	234.2	10:53:52.797
3		2:16.187	40.453	59.321	36.413	238.9	10:56:08.984
4		2:22.573 P	40.386	59.646	42.541	242.1	10:58:31.557
5		5:27.813	3:48.274	1:02.297	37.242	186.2	11:03:59.370
6		2:16.784	40.287	59.743	36.754	236.3	11:06:16.154
7		2:13.748	40.087	57.815	35.846	240.5	11:08:29.902
8		2:17.515	40.125	59.952	37.438	246.0	11:10:47.417
9		2:16.608	40.244	59.280	37.084	237.8	11:13:04.025
10		2:13.444	40.110	57.309	36.025	241.0	11:15:17.469
11		2:34.986 P	42.358	1:02.733	49.895	227.3	11:17:52.455

77 Guilherme Samaia Dallara F317 HWA
Teo Martin Motorsport

Lap	D	Time	Sector 1	Sector 2	Sector 3	T. Spd	Elapsed
1		10:51:46.011	10:50:00.683	1:06.720	38.608	204.9	10:51:46.011
2		2:19.587	40.237	1:00.523	38.827	237.8	10:54:05.598
3		2:13.076	40.003	57.631	35.442	241.6	10:56:18.674
4		2:19.980 P	39.759	57.365	42.856	242.1	10:58:38.654
5		5:27.388	3:24.984	1:12.670	49.734	204.9	11:04:06.042
6		2:15.882	40.480	58.417	36.985	239.4	11:06:21.924
7		2:12.153	39.721	56.981	35.451	241.0	11:08:34.077
8		2:12.199	39.131	57.275	35.793	247.7	11:10:46.276
9		2:12.742	39.716	57.265	35.761	240.5	11:12:59.018
10		2:11.940	39.198	57.196	35.546	248.2	11:15:10.958
11		2:39.829 P	41.981	1:05.818	52.030	208.0	11:17:50.787



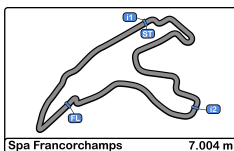


Spa Francorchamps
Euroformula Open
Qualifying - 1
Best Sectors Results



Sector - 1				Sector - 2				Sector - 3				Ideal Lap vs Best Lap				
Clas	Nº	Driver	Time	Nº	Driver	Time	Nº	Driver	Time	Clas	Nº	Driver	Ideal Lap	Best Lap	Clas	
1	33	Marino Sato	38.964	33	Marino Sato	55.922	33	Marino Sato	34.982	1	33	Marino Sato	2:09.868	2:10.527	1	
2	30	Liam Lawson	39.128	7	Jack Doohan	55.937	30	Liam Lawson	35.164	2	7	Jack Doohan	2:10.483	2:10.850	3	
3	77	Guilherme Samaia	39.131	11	Teppei Natori	56.094	18	Julian Hanses	35.214	3	14	Yuki Tsunoda	2:10.763	2:10.780	2	
4	8	Lukas Dunner	39.252	14	Yuki Tsunoda	56.150	14	Yuki Tsunoda	35.234	4	30	Liam Lawson	2:10.766	2:11.368	8	
5	7	Jack Doohan	39.308	12	Christian Hahn	56.208	7	Jack Doohan	35.238	5	8	Lukas Dunner	2:10.833	2:10.893	4	
6	14	Yuki Tsunoda	39.379	26	Linus Lundqvist	56.217	11	Teppei Natori	35.264	6	12	Christian Hahn	2:10.951	2:11.192	5	
7	21	Calan Williams	39.388	8	Lukas Dunner	56.255	1	Javier Gonzalez	35.321	7	26	Linus Lundqvist	2:11.073	2:11.230	6	
8	12	Christian Hahn	39.390	1	Javier Gonzalez	56.300	8	Lukas Dunner	35.326	8	1	Javier Gonzalez	2:11.113	2:11.387	9	
9	26	Linus Lundqvist	39.483	63	Nicolai Kjaergaard	56.454	12	Christian Hahn	35.353	9	11	Teppei Natori	2:11.361	2:11.361	7	
10	1	Javier Gonzalez	39.492	30	Liam Lawson	56.474	26	Linus Lundqvist	35.373	10	18	Julian Hanses	2:11.368	2:11.473	10	
11	31	Billy Monger	39.505	18	Julian Hanses	56.585	3	Pierre Louis Chovet	35.421	11	77	Guilherme Samaia	2:11.554	2:11.940	13	
12	18	Julian Hanses	39.569	31	Billy Monger	56.746	20	Cameron Das	35.441	12	63	Nicolai Kjaergaard	2:11.559	2:11.559	11	
13	63	Nicolai Kjaergaard	39.620	21	Calan Williams	56.804	77	Guilherme Samaia	35.442	13	21	Calan Williams	2:11.706	2:11.852	12	
14	99	Rui Andrade	39.641	20	Cameron Das	56.810	63	Nicolai Kjaergaard	35.485	14	31	Billy Monger	2:11.886	2:12.229	15	
15	20	Cameron Das	39.710	77	Guilherme Samaia	56.981	51	Aldo Festante	35.497	15	20	Cameron Das	2:11.961	2:12.059	14	
16	3	Pierre Louis Chovet	39.808	51	Aldo Festante	56.982	21	Calan Williams	35.514	16	51	Aldo Festante	2:12.510	2:12.510	16	
17	11	Teppei Natori	40.003	66	Franco Colapinto	57.309	31	Billy Monger	35.635	17	3	Pierre Louis Chovet	2:12.610	2:12.872	17	
18	51	Aldo Festante	40.031	99	Rui Andrade	57.330	99	Rui Andrade	35.696	18	99	Rui Andrade	2:12.667	2:12.986	18	
19	66	Franco Colapinto	40.087	3	Pierre Louis Chovet	57.381	66	Franco Colapinto	35.846	19	66	Franco Colapinto	2:13.242	2:13.444	19	
20	29	Stuart Wiltshire	40.178	28	Stefano Leaney	58.250	28	Stefano Leaney	36.018	20	28	Stefano Leaney	2:14.791	2:14.886	20	
21	28	Stefano Leaney	40.523	29	Stuart Wiltshire	59.619	29	Stuart Wiltshire	36.183	21	29	Stuart Wiltshire	2:15.980	2:16.023	21	



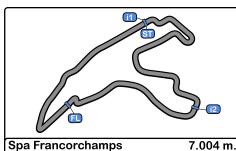


Spa Francorchamps
Euroformula Open
Qualifying - 1
Best 5 Lap Times



Cls	Nº	Entrant	Nat	Driver	Nat	Cat	Cls	Chassis - Engine	Team	Best 1		Best 2		Best 3		Best 4		Best 5	
										Time	Lap	Time	Lap	Time	Lap	Time	Lap	Time	Lap
1	33	Team Motopark	DEU	Marino Sato	JPN			Dallara F317 Spiess	Team Motopark	2:10.527	4	2:11.754	5	2:11.944	3	2:12.630	8	2:13.982	7
2	14	Team Motopark	DEU	Yuki Tsunoda	JPN	R	1	Dallara F317 Spiess	Team Motopark	2:10.780	6	2:11.028	8	2:11.275	5	2:12.430	7	2:17.552	4
3	7	Double R	GBR	Jack Doohan	AUS	R	2	Dallara F317 HWA	Double R	2:10.850	9	2:10.938	8	2:12.727	3	2:13.561	4	2:13.678	2
4	8	Teo Martin Motorsport	ESP	Lukas Dunner	AUT			Dallara F317 HWA	Teo Martin Motorsport	2:10.893	8	2:11.166	9	2:12.223	7	2:12.524	3	2:13.977	6
5	12	Carlin Motorsport	GBR	Christian Hahn	BRA			Dallara F317 Spiess	Carlin Motorsport	2:11.192	9	2:11.492	8	2:12.511	7	2:13.589	3	2:13.747	4
6	26	Double R	GBR	Linus Lundqvist	SWE	R	3	Dallara F317 HWA	Double R	2:11.230	10	2:11.518	8	2:12.273	5	2:12.347	4	2:12.950	3
7	11	Carlin Motorsport	GBR	Teppei Natori	JPN	R	4	Dallara F317 Spiess	Carlin Motorsport	2:11.361	10	2:12.221	9	2:12.716	5	2:13.568	4	2:22.251	3
8	30	Team Motopark	DEU	Liam Lawson	NZL	R	5	Dallara F317 Spiess	Team Motopark	2:11.368	6	2:11.698	5	2:12.096	4	2:12.180	3	2:24.765	7
9	1	RP Motorsport	ITA	Javier Gonzalez	MEX	R	6	Dallara F317 Spiess	RP Motorsport	2:11.387	9	2:11.500	8	2:11.789	10	2:12.280	4	2:12.444	3
10	18	Team Motopark	DEU	Julian Hanes	DEU			Dallara F317 Spiess	Team Motopark	2:11.473	6	2:11.537	8	2:11.724	5	2:12.473	4	2:14.370	7
11	63	Carlin Motorsport	GBR	Nicolai Kjaergaard	DNK	R	7	Dallara F317 Spiess	Carlin Motorsport	2:11.559	8	2:13.016	3	2:13.131	9	2:13.655	4	2:14.421	7
12	21	Fortec Motorsport	GBR	Calan Williams	AUS			Dallara F317 HWA	Fortec Motorsport	2:11.852	10	2:12.019	9	2:12.785	3	2:13.197	4	2:14.289	7
13	77	Teo Martin Motorsport	ESP	Guilherme Samaia	BRA			Dallara F317 HWA	Teo Martin Motorsport	2:11.940	10	2:12.153	7	2:12.199	8	2:12.742	9	2:13.076	3
14	20	Fortec Motorsport	GBR	Cameron Das	USA			Dallara F317 HWA	Fortec Motorsport	2:12.059	8	2:12.492	9	2:12.629	7	2:12.785	4	2:13.196	3
15	31	Carlin Motorsport	GBR	Billy Monger	GBR	R	8	Dallara F317 Spiess	Carlin Motorsport	2:12.229	8	2:12.251	5	2:12.457	3	2:14.198	2	2:14.414	7
16	51	Teo Martin Motorsport	ESP	Aldo Festante	ITA			Dallara F317 HWA	Teo Martin Motorsport	2:12.510	9	2:13.923	10	2:14.417	6	2:14.716	3	2:15.458	2
17	3	RP Motorsport	ITA	Pierre Louis Chovet	FRA	R	9	Dallara F317 Spiess	RP Motorsport	2:12.872	7	2:13.931	5	2:14.164	9	2:15.553	6	2:17.903	2
18	99	Drivex School	ESP	Rui Andrade	AGO	R	10	Dallara F317 HWA	Drivex School	2:12.986	10	2:14.635	9	2:14.802	6	2:15.481	3	2:15.538	2
19	66	Drivex School	ESP	Franco Colapinto	ARG	R	11	Dallara F317 Piedrafita	Drivex School	2:13.444	10	2:13.748	7	2:16.187	3	2:16.608	9	2:16.784	6
20	28	Stefano Leaney / CF	GBR	Stefano Leaney	GBR	R	12	Dallara F317 HWA	CF Racing	2:14.886	8	2:15.535	3	2:16.869	2	2:17.480	7	2:18.295	9
21	29	Stuart Wiltshire / CF	GBR	Stuart Wiltshire	GBR	R	13	Dallara F317 HWA	CF Racing	2:16.023	7	2:16.128	9	2:16.959	5	2:17.295	6	2:18.760	3



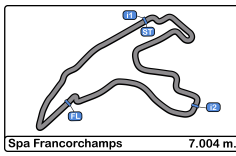


Spa Francorchamps
Euroformula Open
Qualifying - 1
Best 5 Top Speeds



Cls	Nº	Entrant	Nat	Driver	Nat	Cat	Cls	Chassis - Engine	Team	Top 1		Top 2		Top 3		Top 4		Top 5		Avg
										Km/h	Lap	Km/h	Lap	Km/h	Lap	Km/h	Lap	Km/h	Lap	
1	30	Team Motopark	DEU	Liam Lawson	NZL	R	1	Dallara F317 Spiess	Team Motopark	250.0	8	248.2	6	246.0	3	245.4	2	245.4	4	247.0
2	33	Team Motopark	DEU	Marino Sato	JPN			Dallara F317 Spiess	Team Motopark	250.0	5	248.2	7	247.7	8	243.7	2	243.7	4	246.7
3	77	Teo Martin Motorsport	ESP	Guilherme Samaia	BRA			Dallara F317 HWA	Teo Martin Motorsport	248.2	10	247.7	8	242.1	4	241.6	3	241.0	7	244.1
4	14	Team Motopark	DEU	Yuki Tsunoda	JPN	R	2	Dallara F317 Spiess	Team Motopark	247.7	7	247.1	6	246.5	8	243.2	5	242.6	3	245.4
5	21	Fortec Motorsport	GBR	Calan Williams	AUS			Dallara F317 HWA	Fortec Motorsport	246.0	8	243.7	4	243.7	10	242.1	5	240.5	3	243.2
6	31	Carlin Motorsport	GBR	Billy Monger	GBR	R	3	Dallara F317 Spiess	Carlin Motorsport	246.0	6	243.2	8	242.6	7	241.0	2	241.0	3	242.8
7	66	Drivex School	ESP	Franco Colapinto	ARG	R	4	Dallara F317 Piedrafita	Drivex School	246.0	8	242.1	4	241.0	10	240.5	7	238.9	3	241.7
8	99	Drivex School	ESP	Rui Andrade	AGO	R	5	Dallara F317 HWA	Drivex School	246.0	9	243.7	8	240.5	6	240.5	10	240.0	7	242.1
9	12	Carlin Motorsport	GBR	Christian Hahn	BRA			Dallara F317 Spiess	Carlin Motorsport	245.4	4	245.4	8	243.7	3	243.2	9	241.6	5	243.9
10	18	Team Motopark	DEU	Julian Hanses	DEU			Dallara F317 Spiess	Team Motopark	245.4	6	243.2	7	242.6	8	241.6	5	240.0	3	242.6
11	7	Double R	GBR	Jack Doohan	AUS	R	6	Dallara F317 HWA	Double R	244.8	9	244.3	4	244.3	10	241.0	8	238.4	3	242.6
12	63	Carlin Motorsport	GBR	Nicolai Kjaergaard	DNK	R	7	Dallara F317 Spiess	Carlin Motorsport	244.8	4	244.3	3	242.6	8	241.6	2	241.6	5	243.0
13	1	RP Motorsport	ITA	Javier Gonzalez	MEX	R	8	Dallara F317 Spiess	RP Motorsport	244.3	4	243.7	10	242.6	7	242.1	8	241.6	9	242.9
14	8	Teo Martin Motorsport	ESP	Lukas Dunner	AUT			Dallara F317 HWA	Teo Martin Motorsport	243.7	9	243.2	8	241.0	7	240.5	10	236.3	6	240.9
15	3	RP Motorsport	ITA	Pierre Louis Chovet	FRA	R	9	Dallara F317 Spiess	RP Motorsport	242.1	7	240.5	2	240.0	9	236.3	6	234.7	3	238.7
16	11	Carlin Motorsport	GBR	Teppei Natori	JPN	R	10	Dallara F317 Spiess	Carlin Motorsport	242.1	6	241.0	4	239.4	5	238.9	3	236.8	10	239.6
17	29	Stuart Wiltshire / CF	GBR	Stuart Wiltshire	GBR	R	11	Dallara F317 HWA	CF Racing	242.1	5	240.5	9	240.0	10	238.9	3	238.9	6	240.1
18	20	Fortec Motorsport	GBR	Cameron Das	USA			Dallara F317 HWA	Fortec Motorsport	240.0	5	238.9	3	238.4	7	238.4	8	237.8	9	238.7
19	26	Double R	GBR	Linus Lundqvist	SWE	R	12	Dallara F317 HWA	Double R	239.4	5	239.4	9	239.4	10	238.4	8	238.4	11	239.0
20	51	Teo Martin Motorsport	ESP	Aldo Festante	ITA			Dallara F317 HWA	Teo Martin Motorsport	237.3	10	236.8	9	236.3	3	234.2	11	232.2	6	235.4
21	28	Stefano Leaney / CF	GBR	Stefano Leaney	GBR	R	13	Dallara F317 HWA	CF Racing	235.2	3	233.7	4	233.7	8	233.2	2	231.7	7	233.5



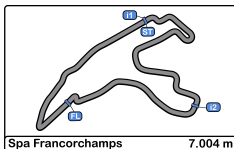


Spa Francorchamps
Euroformula Open
Qualifying - 1
Fastest Laps Sequence



Lap	Time of Day	Session Time	Nº	Entrant	Nat	Driver	Nat	Cat	Chassis - Engine	Team	Time	Km/h
2	10:53:48.759	8:48.759	8	Teo Martin Motorsport	ESP	Lukas Dunner	AUT		Dallara F317 HWA	Teo Martin Motorsport	2:14.454	187.5
2	10:53:55.495	8:55.495	12	Carlin Motorsport	GBR	Christian Hahn	BRA		Dallara F317 Spiess	Carlin Motorsport	2:13.905	188.3
2	10:53:57.454	8:57.454	7	Double R	GBR	Jack Doohan	AUS	R	Dallara F317 HWA	Double R	2:13.678	188.6
3	10:56:01.283	11:01.283	8	Teo Martin Motorsport	ESP	Lukas Dunner	AUT		Dallara F317 HWA	Teo Martin Motorsport	2:12.524	190.2
3	10:56:52.788	11:52.788	1	RP Motorsport	ITA	Javier Gonzalez	MEX	R	Dallara F317 Spiess	RP Motorsport	2:12.444	190.3
4	10:58:29.921	13:29.921	26	Double R	GBR	Linus Lundqvist	SWE	R	Dallara F317 HWA	Double R	2:12.347	190.5
4	10:59:05.068	14:05.068	1	RP Motorsport	ITA	Javier Gonzalez	MEX	R	Dallara F317 Spiess	RP Motorsport	2:12.280	190.6
5	11:00:42.194	15:42.194	26	Double R	GBR	Linus Lundqvist	SWE	R	Dallara F317 HWA	Double R	2:12.273	190.6
3	11:03:56.408	18:56.408	33	Team Motopark	DEU	Marino Sato	JPN		Dallara F317 Spiess	Team Motopark	2:11.944	191.0
4	11:06:06.935	21:06.935	33	Team Motopark	DEU	Marino Sato	JPN		Dallara F317 Spiess	Team Motopark	2:10.527	193.1





Spa Francorchamps
Euroformula Open
Qualifying - 1
Event Best Maximum Speed



Nº	Entrant	Nat	Driver	Nat	Cat	Clas	Chassis - Engine	Team	Km/h	Session
33	Team Motopark	DEU	Marino Sato	JPN			Dallara F317 Spiess	Team Motopark	250.0	Qualifying - 1
30	Team Motopark	DEU	Liam Lawson	NZL	R	1	Dallara F317 Spiess	Team Motopark	250.0	Qualifying - 1
77	Teo Martin	ESP	Guilherme Samaia	BRA			Dallara F317 HWA	Teo Martin	248.2	Qualifying - 1
14	Team Motopark	DEU	Yuki Tsunoda	JPN	R	2	Dallara F317 Spiess	Team Motopark	247.7	Qualifying - 1
1	RP Motorsport	ITA	Javier Gonzalez	MEX	R	3	Dallara F317 Spiess	RP Motorsport	246.5	Free Practice - 2
18	Team Motopark	DEU	Julian Hanes	DEU			Dallara F317 Spiess	Team Motopark	246.0	Free Practice - 1
31	Carlin Motorsport	GBR	Billy Monger	GBR	R	4	Dallara F317 Spiess	Carlin Motorsport	246.0	Qualifying - 1
66	Drivex School	ESP	Franco Colapinto	ARG	R	5	Dallara F317 Piedrafita	Drivex School	246.0	Qualifying - 1
21	Fortec Motorsport	GBR	Calan Williams	AUS			Dallara F317 HWA	Fortec Motorsport	246.0	Qualifying - 1
99	Drivex School	ESP	Rui Andrade	AGO	R	6	Dallara F317 HWA	Drivex School	246.0	Qualifying - 1
12	Carlin Motorsport	GBR	Christian Hahn	BRA			Dallara F317 Spiess	Carlin Motorsport	245.4	Qualifying - 1
63	Carlin Motorsport	GBR	Nicolai Kjaergaard	DNK	R	7	Dallara F317 Spiess	Carlin Motorsport	244.8	Qualifying - 1
7	Double R	GBR	Jack Doohan	AUS	R	8	Dallara F317 HWA	Double R	244.8	Qualifying - 1
8	Teo Martin	ESP	Lukas Dunner	AUT			Dallara F317 HWA	Teo Martin	243.7	Qualifying - 1
29	Stuart Wiltshire / CF	GBR	Stuart Wiltshire	GBR	R	9	Dallara F317 HWA	CF Racing	242.1	Qualifying - 1
11	Carlin Motorsport	GBR	Teppei Natori	JPN	R	10	Dallara F317 Spiess	Carlin Motorsport	242.1	Qualifying - 1
3	RP Motorsport	ITA	Pierre Louis Chovet	FRA	R	11	Dallara F317 Spiess	RP Motorsport	242.1	Qualifying - 1
20	Fortec Motorsport	GBR	Cameron Das	USA			Dallara F317 HWA	Fortec Motorsport	240.0	Qualifying - 1
26	Double R	GBR	Linus Lundqvist	SWE	R	12	Dallara F317 HWA	Double R	239.4	Qualifying - 1
28	Stefano Leaney / CF	GBR	Stefano Leaney	GBR	R	13	Dallara F317 HWA	CF Racing	237.3	Free Practice - 1
51	Teo Martin	ESP	Aldo Festante	ITA			Dallara F317 HWA	Teo Martin	237.3	Qualifying - 1





Spa Francorchamps
Euroformula Open
Qualifying - 1
Pit Stop Analysis



1 Javier Gonzalez R RP Motorsport
Dallara F317 Spiess

Nr.	In Day Time	In Time	Out Time	Pit Time	T. Pit Time	Handicap	Penalty
1	11:01:19.636	11:01:19.636	11:03:44.638	2:25.002	2:25.002		

3 Pierre Louis Chovet R RP Motorsport
Dallara F317 Spiess

Nr.	In Day Time	In Time	Out Time	Pit Time	T. Pit Time	Handicap	Penalty
1	10:56:49.854	10:56:49.854	11:01:54.511	5:04.657	5:04.657		

7 Jack Doohan R Double R
Dallara F317 HWA

Nr.	In Day Time	In Time	Out Time	Pit Time	T. Pit Time	Handicap	Penalty
1	11:00:37.884	11:00:37.884	11:02:03.541	1:25.657	1:25.657		

8 Lukas Dunner Teo Martin Motorsport
Dallara F317 HWA

Nr.	In Day Time	In Time	Out Time	Pit Time	T. Pit Time	Handicap	Penalty
1	10:58:16.510	10:58:16.510	11:01:23.224	3:06.714	3:06.714		

11 Teppei Natori R Carlin Motorsport
Dallara F317 Spiess

Nr.	In Day Time	In Time	Out Time	Pit Time	T. Pit Time	Handicap	Penalty
1	11:03:41.585	11:03:41.585	11:04:50.192	1:08.607	1:08.607		

12 Christian Hahn Carlin Motorsport
Dallara F317 Spiess

Nr.	In Day Time	In Time	Out Time	Pit Time	T. Pit Time	Handicap	Penalty
1	11:00:40.720	11:00:40.720	11:03:42.248	3:01.528	3:01.528		

20 Cameron Das Fortec Motorsport
Dallara F317 HWA

Nr.	In Day Time	In Time	Out Time	Pit Time	T. Pit Time	Handicap	Penalty
1	11:01:21.056	11:01:21.056	11:05:57.271	4:36.215	4:36.215		

21 Calan Williams Fortec Motorsport
Dallara F317 HWA

Nr.	In Day Time	In Time	Out Time	Pit Time	T. Pit Time	Handicap	Penalty
1	11:01:23.326	11:01:23.326	11:03:51.899	2:28.573	2:28.573		

26 Linus Lundqvist R Double R
Dallara F317 HWA

Nr.	In Day Time	In Time	Out Time	Pit Time	T. Pit Time	Handicap	Penalty
1	11:02:57.057	11:02:57.057	11:04:24.056	1:26.999	1:26.999		

51 Aldo Festante Teo Martin Motorsport
Dallara F317 HWA

Nr.	In Day Time	In Time	Out Time	Pit Time	T. Pit Time	Handicap	Penalty
1	10:58:31.675	10:58:31.675	11:08:09.237	9:37.562	9:37.562		

63 Nicolai Kjaergaard R Carlin Motorsport
Dallara F317 Spiess

Nr.	In Day Time	In Time	Out Time	Pit Time	T. Pit Time	Handicap	Penalty
1	11:00:48.586	11:00:48.586	11:03:39.503	2:50.917	2:50.917		

66 Franco Colapinto R Drivex School
Dallara F317 Piedrafita

Nr.	In Day Time	In Time	Out Time	Pit Time	T. Pit Time	Handicap	Penalty
1	10:58:26.291	10:58:26.291	11:01:37.671	3:11.380	3:11.380		

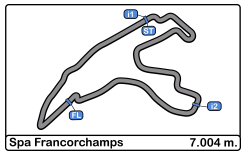
77 Guilherme Samaia Teo Martin Motorsport
Dallara F317 HWA

Nr.	In Day Time	In Time	Out Time	Pit Time	T. Pit Time	Handicap	Penalty
1	10:58:33.314	10:58:33.314	11:01:25.840	2:52.526	2:52.526		

99 Rui Andrade R Drivex School
Dallara F317 HWA

Nr.	In Day Time	In Time	Out Time	Pit Time	T. Pit Time	Handicap	Penalty
1	10:58:24.907	10:58:24.907	11:01:39.744	3:14.837	3:14.837		

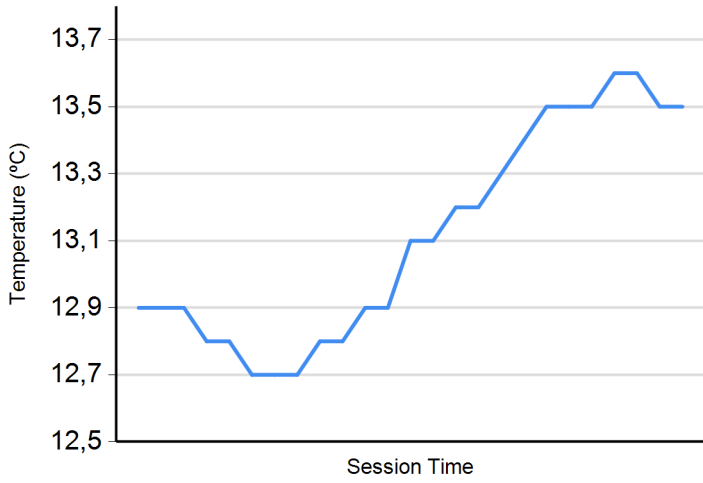




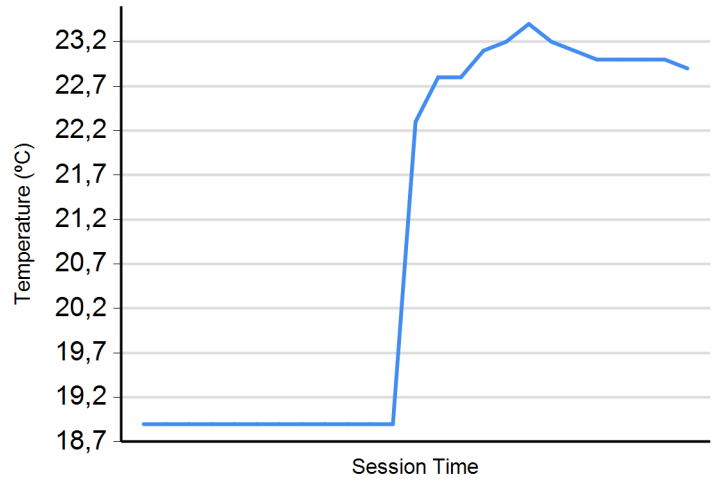
Spa Francorchamps
Euroformula Open
Qualifying - 1
Weather Report



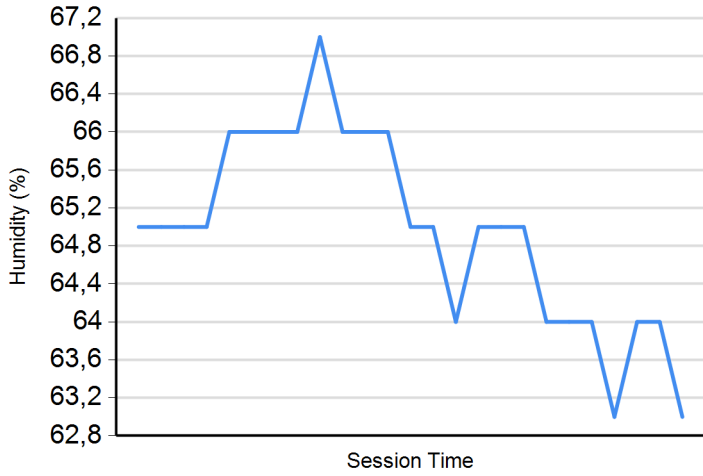
Air Temperature



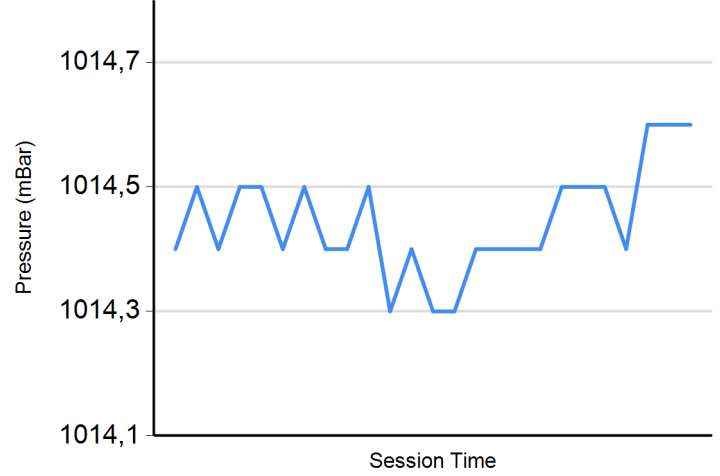
Track Temperature



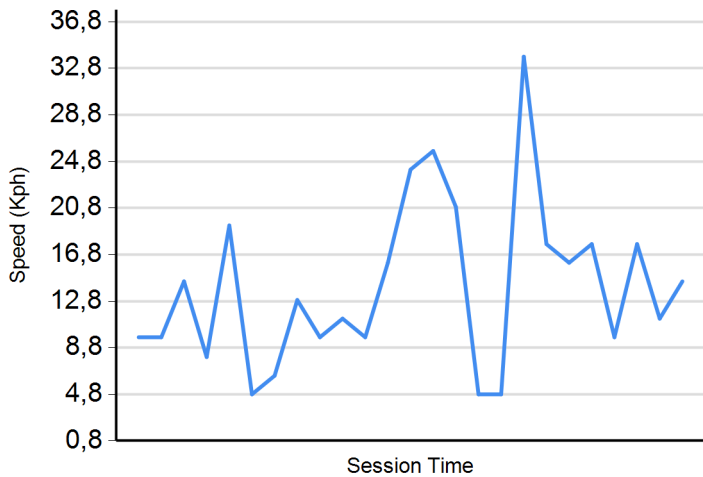
Humidity



Pressure



Wind Speed



Wind direction

North = 0°/360° Est = 90° South = 180° West = 270°

