

Spa Francorchamps
Euroformula Open
Qualifying - 2
Provisional Results



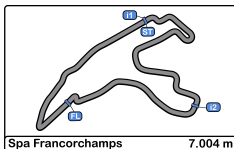
Clas	Nº	Entrant	Nat	Driver	Nat	Cat	Clas	Chassis - Engine	Team	Laps	Best	Time	Gap	Interval	Km/h
1	33	Team Motopark	DE	Marino Sato	JPN			Dallara F317 Spiess	Team Motopark	10	8	2:10.266			193.5
2	14	Team Motopark	DE	Yuki Tsunoda	JPN	R	1	Dallara F317 Spiess	Team Motopark	8	7	2:11.041	0.775	0.775	192.4
3	7	Double R	GB	Jack Doohan	AU	R	2	Dallara F317 HWA	Double R	10	10	2:11.336	1.070	0.295	191.9
4	8	Teo Martin Motorsport	ESP	Lukas Dunner	AUT			Dallara F317 HWA	Teo Martin Motorsport	10	9	2:11.364	1.098	0.028	191.9
5	30	Team Motopark	DE	Liam Lawson	NZL	R	3	Dallara F317 Spiess	Team Motopark	9	7	2:11.458	1.192	0.094	191.8
6	21	Fortec Motorsport	GB	Calan Williams	AU			Dallara F317 HWA	Fortec Motorsport	10	3	2:11.497	1.231	0.039	191.7
7	18	Team Motopark	DE	Julian Hanses	DE			Dallara F317 Spiess	Team Motopark	11	8	2:11.568	1.302	0.071	191.6
8	12	Carlin Motorsport	GB	Christian Hahn	BR			Dallara F317 Spiess	Carlin Motorsport	11	8	2:11.611	1.345	0.043	191.5
9	1	RP Motorsport	ITA	Javier Gonzalez	ME	R	4	Dallara F317 Spiess	RP Motorsport	10	9	2:11.648	1.382	0.037	191.5
10	20	Fortec Motorsport	GB	Cameron Das	US			Dallara F317 HWA	Fortec Motorsport	10	7	2:11.678	1.412	0.030	191.4
11	11	Carlin Motorsport	GB	Teppei Natori	JPN	R	5	Dallara F317 Spiess	Carlin Motorsport	11	9	2:11.694	1.428	0.016	191.4
12	26	Double R	GB	Linus Lundqvist	SW	R	6	Dallara F317 HWA	Double R	11	10	2:11.743	1.477	0.049	191.3
13	63	Carlin Motorsport	GB	Nicolai Kjaergaard	DN	R	7	Dallara F317 Spiess	Carlin Motorsport	10	9	2:12.201	1.935	0.458	190.7
14	31	Carlin Motorsport	GB	Billy Monger	GB	R	8	Dallara F317 Spiess	Carlin Motorsport	10	9	2:12.357	2.091	0.156	190.5
15	3	RP Motorsport	ITA	Pierre Louis Chovet	FRA	R	9	Dallara F317 Spiess	RP Motorsport	10	9	2:12.400	2.134	0.043	190.4
16	99	Drivex School	ESP	Rui Andrade	AG	R	10	Dallara F317 HWA	Drivex School	10	9	2:12.726	2.460	0.326	189.9
17	66	Drivex School	ESP	Franco Colapinto	AR	R	11	Dallara F317 Piedrafita	Drivex School	9	7	2:12.922	2.656	0.196	189.6
18	51	Teo Martin Motorsport	ESP	Aldo Festante	ITA			Dallara F317 HWA	Teo Martin Motorsport	9	6	2:13.034	2.768	0.112	189.5
19	77	Teo Martin Motorsport	ESP	Guilherme Samaia	BR			Dallara F317 HWA	Teo Martin Motorsport	10	9	2:13.808	3.542	0.774	188.4
20	28	Stefano Leaney / CF	GB	Stefano Leaney	GB	R	12	Dallara F317 HWA	CF Racing	9	3	2:15.774	5.508	1.966	185.7
21	29	Stuart Wiltshire / CF	GB	Stuart Wiltshire	GB	R	13	Dallara F317 HWA	CF Racing	12	10	2:16.168	5.902	0.394	185.1

Published at:.....

Track Temp: 28.3 °C Air Temp: 16.0 °C Humidity: 56 % Track Status: DRY

Stewards:	Race Director:	Timekeeper: 
-----------	----------------	---





Spa Francorchamps
Euroformula Open
Qualifying - 2
Provisional Results by Class



Clas	Nº	Entrant	Nat	Driver	Nat	Cat	Clas	Chassis - Engine	Team	Laps	Best	Time	Gap	Interval	Km/h
1	33	Team Motopark	DEU	Marino Sato	JPN			Dallara F317 Spiess	Team Motopark	10	8	2:10.266			193.5
2	8	Teo Martin	ESP	Lukas Dunner	AUT			Dallara F317 HWA	Teo Martin	10	9	2:11.364	1.098	1.098	191.9
3	21	Fortec Motorsport	GBR	Calan Williams	AUS			Dallara F317 HWA	Fortec Motorsport	10	3	2:11.497	1.231	0.133	191.7
4	18	Team Motopark	DEU	Julian Hanses	DEU			Dallara F317 Spiess	Team Motopark	11	8	2:11.568	1.302	0.071	191.6
5	12	Carlin Motorsport	GBR	Christian Hahn	BRA			Dallara F317 Spiess	Carlin Motorsport	11	8	2:11.611	1.345	0.043	191.5
6	20	Fortec Motorsport	GBR	Cameron Das	USA			Dallara F317 HWA	Fortec Motorsport	10	7	2:11.678	1.412	0.067	191.4
7	51	Teo Martin	ESP	Aldo Festante	ITA			Dallara F317 HWA	Teo Martin	9	6	2:13.034	2.768	1.356	189.5
8	77	Teo Martin	ESP	Guilherme Samaia	BRA			Dallara F317 HWA	Teo Martin	10	9	2:13.808	3.542	0.774	188.4

Rookie

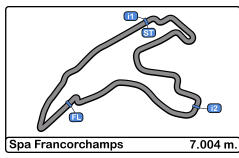
1	14	Team Motopark	DEU	Yuki Tsunoda	JPN	R	1	Dallara F317 Spiess	Team Motopark	8	7	2:11.041			192.4
2	7	Double R	GBR	Jack Doohan	AUS	R	2	Dallara F317 HWA	Double R	10	10	2:11.336	0.295	0.295	191.9
3	30	Team Motopark	DEU	Liam Lawson	NZL	R	3	Dallara F317 Spiess	Team Motopark	9	7	2:11.458	0.417	0.122	191.8
4	1	RP Motorsport	ITA	Javier Gonzalez	MEX	R	4	Dallara F317 Spiess	RP Motorsport	10	9	2:11.648	0.607	0.190	191.5
5	11	Carlin Motorsport	GBR	Teppei Natori	JPN	R	5	Dallara F317 Spiess	Carlin Motorsport	11	9	2:11.694	0.653	0.046	191.4
6	26	Double R	GBR	Linus Lundqvist	SWE	R	6	Dallara F317 HWA	Double R	11	10	2:11.743	0.702	0.049	191.3
7	63	Carlin Motorsport	GBR	Nicolai Kjaergaard	DNK	R	7	Dallara F317 Spiess	Carlin Motorsport	10	9	2:12.201	1.160	0.458	190.7
8	31	Carlin Motorsport	GBR	Billy Monger	GBR	R	8	Dallara F317 Spiess	Carlin Motorsport	10	9	2:12.357	1.316	0.156	190.5
9	3	RP Motorsport	ITA	Pierre Louis Chovet	FRA	R	9	Dallara F317 Spiess	RP Motorsport	10	9	2:12.400	1.359	0.043	190.4
10	99	Drivex School	ESP	Rui Andrade	AGO	R	10	Dallara F317 HWA	Drivex School	10	9	2:12.726	1.685	0.326	189.9
11	66	Drivex School	ESP	Franco Colapinto	ARG	R	11	Dallara F317 Piedrafita	Drivex School	9	7	2:12.922	1.881	0.196	189.6
12	28	Stefano Leaney / CF	GBR	Stefano Leaney	GBR	R	12	Dallara F317 HWA	CF Racing	9	3	2:15.774	4.733	2.852	185.7
13	29	Stuart Wiltshire / CF	GBR	Stuart Wiltshire	GBR	R	13	Dallara F317 HWA	CF Racing	12	10	2:16.168	5.127	0.394	185.1

Published at:.....

Track Temp: 28.3 °C Air Temp: 16.0 °C Humidity: 56 % Track Status: DRY

Stewards:	Race Director:	Timekeeper:
		





Spa Francorchamps
Euroformula Open
Qualifying - 2
Lap Analysis



1							11						
Javier Gonzalez R Dallara F317 Spiess RP Motorsport							Teppei Natori R Dallara F317 Spiess Carlin Motorsport						
Lap D	Time	Sector 1	Sector 2	Sector 3	T. Spd	Elapsed	Lap D	Time	Sector 1	Sector 2	Sector 3	T. Spd	Elapsed
1	10:03:03.591	10:01:22.291	1:03.788	37.512	204.1	10:03:03.591	1	10:02:48.994	10:01:04.790	1:04.696	39.508	213.8	10:02:48.994
2	2:13.536	40.099	57.648	35.789	246.0	10:05:17.127	2	2:17.934	40.036	1:01.253	36.645	246.0	10:05:06.928
3	2:12.053	39.400	57.074	35.579	246.5	10:07:29.180	3	2:24.373	43.393	58.782	42.198	241.6	10:07:31.301
4	2:24.047 P	38.943	1:02.716	42.388	251.1	10:09:53.227	4	2:12.246	39.692	56.766	35.788	243.7	10:09:43.547
5	7:40.877	5:57.657	1:01.816	41.404	222.2	10:17:34.104	5	2:22.662 P	39.996	59.109	43.557	243.7	10:12:06.209
6	2:22.830	39.409	59.579	43.842	250.5	10:19:56.934	6	5:26.971	3:38.797	1:05.306	42.868	206.1	10:17:33.180
7	2:11.799	39.153	57.084	35.562	250.5	10:22:08.733	7	2:22.664	39.830	59.358	43.476	244.3	10:19:55.844
8	2:18.786	39.319	1:02.782	36.685	247.7	10:24:27.519	8	2:22.474	39.642	1:06.567	36.265	244.8	10:22:18.318
9	2:11.648	39.232	56.984	35.432	248.2	10:26:39.167	9	2:11.694	39.504	56.312	35.878	245.4	10:24:30.012
10	2:46.756 P	41.069	1:07.383	58.304	229.7	10:29:25.923	10	2:12.725	39.395	57.163	36.167	242.6	10:26:42.737
3							12						
Pierre Louis Chovet R Dallara F317 Spiess RP Motorsport							Christian Hahn Dallara F317 Spiess Carlin Motorsport						
Lap D	Time	Sector 1	Sector 2	Sector 3	T. Spd	Elapsed	Lap D	Time	Sector 1	Sector 2	Sector 3	T. Spd	Elapsed
1	10:03:11.093	10:01:31.822		10:03:11.093	233.2	10:03:11.093	1	10:02:43.089	10:00:58.760	1:03.949	40.380	194.5	10:02:43.089
2	2:59.610	40.441	58.460	1:20.709	238.9	10:06:10.703	2	2:13.826	39.971	58.068	35.787	242.1	10:04:56.915
3	2:24.800	48.438		3:45.509	162.4	10:08:35.503	3	2:15.550	39.295	58.398	37.857	246.5	10:07:12.465
4	2:14.312	40.359	57.528	36.425	236.3	10:10:49.815	4	2:12.238	39.681	56.840	35.717	244.8	10:09:24.703
5	2:22.459 P	40.410		2:58.884	236.3	10:13:12.274	5	2:19.275 P	39.669	57.026	42.580	245.4	10:11:43.978
6	5:35.822 P	3:40.346		8:34.706	224.0	10:18:48.096	6	5:42.328	3:59.303	1:04.107	38.918	219.9	10:17:26.306
7	3:16.733	1:12.160	1:21.045	43.528	159.2	10:22:04.829	7	2:22.268	39.722	1:00.142	42.404	242.6	10:19:48.574
8	2:12.786	39.709		2:56.314	244.3	10:24:17.615	8	2:11.611	39.618	56.380	35.613	244.8	10:22:00.185
9	2:12.400	39.104		5:08.714	250.5	10:26:30.015	9	2:16.849	39.191	58.618	39.040	247.1	10:24:17.034
10	2:34.042 P	40.071		7:42.756	242.6	10:29:04.057	10	2:14.876	39.250	57.207	38.419	247.1	10:26:31.910
11							11	2:48.076 P	41.773	1:11.626	54.677	207.6	10:29:19.986
7							14						
Jack Doohan R Dallara F317 HWA Double R							Yuki Tsunoda R Dallara F317 Spiess Team Motopark						
Lap D	Time	Sector 1	Sector 2	Sector 3	T. Spd	Elapsed	Lap D	Time	Sector 1	Sector 2	Sector 3	T. Spd	Elapsed
1	10:02:46.958	10:01:01.449	1:05.817	39.692	219.5	10:02:46.958	1	10:02:40.853	10:00:58.220	1:03.585	39.048	200.7	10:02:40.853
2	2:13.978	39.781	58.654	35.543	244.8	10:05:00.936	2	2:15.242	39.777	59.040	36.425	243.2	10:04:56.095
3	2:13.117	39.337	57.542	36.238	247.7	10:07:14.053	3	2:13.452	39.666	57.874	35.912	246.5	10:07:09.547
4	2:13.578	39.260	58.708	35.610	248.2	10:09:27.631	4	2:22.383 P	39.810	57.630	44.943	244.8	10:09:31.930
5	2:19.965 P	39.505	57.489	42.971	244.8	10:11:47.596	5	7:58.600	6:10.683	1:06.170	41.747	212.5	10:17:30.530
6	5:36.753	3:51.969	1:06.411	38.373	209.3	10:17:24.349	6	2:22.283	39.910	1:00.483	41.890	236.8	10:19:52.813
7	2:21.009	42.203	1:01.215	37.591	235.8	10:19:45.358	7	2:11.041	39.332	56.175	35.534	246.5	10:22:03.854
8	2:11.804	39.546	56.465	35.793	242.1	10:21:57.162	8	2:11.389	39.187	56.071	36.131	246.5	10:24:15.243
9	2:14.494	39.439	59.367	35.688	243.2	10:24:11.656	9		39.614	58.053		246.5	
10	2:11.336	39.296	56.323	35.717	245.4	10:26:22.992							
11		39.744	1:04.731		241.0								
8							18						
Lukas Dunner Dallara F317 HWA Teo Martin Motorsport							Julian Hanses Dallara F317 Spiess Team Motopark						
Lap D	Time	Sector 1	Sector 2	Sector 3	T. Spd	Elapsed	Lap D	Time	Sector 1	Sector 2	Sector 3	T. Spd	Elapsed
1	10:02:56.787	10:01:11.621	1:03.932	41.234	219.0	10:02:56.787	1	10:03:01.692	10:01:20.878	1:02.375	38.439	213.0	10:03:01.692
2	2:15.920	40.073	59.650	36.197	240.0	10:05:12.707	2	2:20.126	39.886	1:04.100	36.140	243.2	10:05:21.818
3	2:14.137	39.835	58.290	36.012	241.0	10:07:26.844	3	2:13.320	39.723	57.448	36.149	244.3	10:07:35.138
4	2:20.576 P	39.817	58.311	42.448	240.5	10:09:47.420	4	2:20.096 P	39.640	57.513	42.943	246.5	10:09:55.234
5	7:31.006	5:50.350	1:04.392	36.264	206.5	10:17:18.426	5	6:08.807	4:28.845	1:02.225	37.737	210.1	10:16:04.041
6	2:40.711	40.008	1:14.097	46.606	240.0	10:19:59.137	6	2:21.215	41.131	1:02.736	37.348	217.3	10:18:25.256
7	2:12.703	39.553	57.311	35.839	245.4	10:22:11.840	7	2:11.754	39.831	56.304	35.619	242.6	10:20:37.010
8	2:11.584	39.028	57.091	35.465	250.5	10:24:23.424	8	2:11.568	39.564	56.300	35.704	244.3	10:22:48.578
9	2:11.364	39.354	56.495	35.515	246.5	10:26:34.788	9	2:11.860	39.380	56.949	35.531	245.4	10:25:00.438
10	2:34.924 P	40.453	1:04.011	50.460	228.3	10:29:09.712	10	2:11.740	39.711	56.339	35.690	243.2	10:27:12.178
							11	2:39.734 P	42.887	1:04.055	52.792	203.0	10:29:51.912





Spa Francorchamps
Euroformula Open
Qualifying - 2
Lap Analysis



51 Aldo Festante Dallara F317 HWA **99** Rui Andrade R Dallara F317 HWA
Teo Martin Motorsport Drivex School

Lap	D	Time	Sector 1	Sector 2	Sector 3	T. Spd	Elapsed	Lap	D	Time	Sector 1	Sector 2	Sector 3	T. Spd	Elapsed
1		10:02:44.115	10:00:51.164	1:05.392	47.559	221.7	10:02:44.115	1		10:02:40.400	10:00:54.338	1:04.343	41.719	210.5	10:02:40.400
2		2:17.207	40.653	59.825	36.729	237.8	10:05:01.322	2		2:16.872	40.300	59.970	36.602	241.6	10:04:57.272
3		2:27.098 P	40.276	1:01.985	44.837	235.8	10:07:28.420	3		2:15.957	39.629	59.350	36.978	247.1	10:07:13.229
4		10:06.420	8:17.247	1:05.156	44.017	218.1	10:17:34.840	4		2:27.088 P	39.703	1:03.170	44.215	247.7	10:09:40.317
5		2:22.896	40.225	58.316	44.355	242.1	10:19:57.736	5		8:01.947	6:17.888	1:01.924	42.135	204.1	10:17:42.264
6		2:13.034	39.746	57.295	35.993	243.7	10:22:10.770	6		2:19.691	39.683	58.258	41.750	244.8	10:20:01.955
7		2:14.202	39.690	56.982	37.530	243.2	10:24:24.972	7		2:13.517	39.535	57.907	36.075	247.1	10:22:15.472
8		2:13.038	39.754	57.252	36.032	244.3	10:26:38.010	8		2:13.507	39.552	57.943	36.012	245.4	10:24:28.979
9		2:45.411 P	40.919	1:08.034	56.458	241.6	10:29:23.421	9		2:12.726	39.543	57.438	35.745	247.7	10:26:41.705

63 Nicolai Kjaergaard R Dallara F317 Spiess
Carlin Motorsport

Lap	D	Time	Sector 1	Sector 2	Sector 3	T. Spd	Elapsed
1		10:02:45.083	10:01:00.813	1:04.841	39.429	222.6	10:02:45.083
2		2:13.986	39.682	58.065	36.239	243.7	10:04:59.069
3		2:14.531	39.919	57.866	36.746	243.7	10:07:13.600
4		2:28.687 P	39.674	1:03.846	45.167	247.1	10:09:42.287
5		7:48.781	6:01.523	1:05.413	41.845	221.7	10:17:31.068
6		2:23.018	39.689	1:00.558	42.771	246.5	10:19:54.086
7		2:14.326	39.714	58.482	36.130	244.3	10:22:08.412
8		2:13.249	39.741	57.476	36.032	243.2	10:24:21.661
9		2:12.201	39.838	56.369	35.994	242.6	10:26:33.862
10		2:34.424 P	40.986	1:03.404	50.034	234.7	10:29:08.286

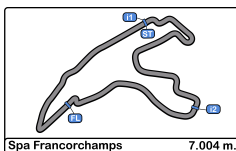
66 Franco Colapinto R Dallara F317 Piedrafita
Drivex School

Lap	D	Time	Sector 1	Sector 2	Sector 3	T. Spd	Elapsed
1		10:02:32.599	10:00:52.391	1:02.902	37.306	231.7	10:02:32.599
2		2:15.783	40.753	58.467	36.563	234.7	10:04:48.382
3		2:14.579	40.488	57.759	36.332	235.2	10:07:02.961
4		2:21.238 P	40.416	57.554	43.268	236.3	10:09:24.199
5		7:54.954	6:14.474	1:04.152	36.328	194.5	10:17:19.153
6		2:27.056	40.215	1:07.128	39.713	244.3	10:19:46.209
7		2:12.922	39.759	57.118	36.045	242.6	10:21:59.131
8		2:13.217	39.958	57.200	36.059	241.6	10:24:12.348
9		2:23.627 P	39.644	58.263	45.720	243.2	10:26:35.975

77 Guilherme Samaia Dallara F317 HWA
Teo Martin Motorsport

Lap	D	Time	Sector 1	Sector 2	Sector 3	T. Spd	Elapsed
1		10:02:58.534	10:01:12.353	1:05.092	41.089	222.6	10:02:58.534
2		2:15.317	40.171	59.184	35.962	241.0	10:05:13.851
3		2:14.338	39.699	58.461	36.178	245.4	10:07:28.189
4		2:13.888	39.582	58.387	35.919	245.4	10:09:42.077
5		2:23.244 P	40.182	59.320	43.742	238.9	10:12:05.321
6		6:30.014	4:35.969	1:13.206	40.839	185.8	10:18:35.335
7		3:13.293	46.800	1:15.074	1:11.419	126.7	10:21:48.628
8		2:27.300	40.193	1:06.269	40.838	237.3	10:24:15.928
9		2:13.808	39.463	57.768	36.577	248.2	10:26:29.736
10		2:35.479 P	41.060	1:00.314	54.105	243.2	10:29:05.215



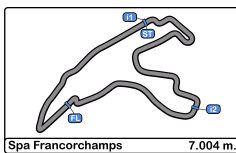


Spa Francorchamps
Euroformula Open
Qualifying - 2
Best Sectors Results



Sector - 1				Sector - 2				Sector - 3				Ideal Lap vs Best Lap				
Clas	Nº	Driver	Time	Nº	Driver	Time	Nº	Driver	Time	Clas	Nº	Driver	Ideal Lap	Best Lap	Clas	
1	26	Linus Lundqvist	38.885	33	Marino Sato	55.921	33	Marino Sato	35.224	1	33	Marino Sato	2:10.141	2:10.266	1	
2	21	Calan Williams	38.887	14	Yuki Tsunoda	56.071	21	Calan Williams	35.254	2	14	Yuki Tsunoda	2:10.792	2:11.041	2	
3	1	Javier Gonzalez	38.943	18	Julian Hanses	56.300	1	Javier Gonzalez	35.432	3	8	Lukas Dunner	2:10.988	2:11.364	4	
4	33	Marino Sato	38.996	11	Teppei Natori	56.312	26	Linus Lundqvist	35.452	4	7	Jack Doohan	2:11.126	2:11.336	3	
5	8	Lukas Dunner	39.028	7	Jack Doohan	56.323	8	Lukas Dunner	35.465	5	12	Christian Hahn	2:11.184	2:11.611	8	
6	20	Cameron Das	39.096	63	Nicolai Kjaergaard	56.369	18	Julian Hanses	35.531	6	21	Calan Williams	2:11.200	2:11.497	6	
7	3	Pierre Louis Chovet	39.104	12	Christian Hahn	56.380	14	Yuki Tsunoda	35.534	7	18	Julian Hanses	2:11.211	2:11.568	7	
8	14	Yuki Tsunoda	39.187	8	Lukas Dunner	56.495	7	Jack Doohan	35.543	8	1	Javier Gonzalez	2:11.359	2:11.648	9	
9	12	Christian Hahn	39.191	30	Liam Lawson	56.553	30	Liam Lawson	35.578	9	30	Liam Lawson	2:11.398	2:11.458	5	
10	31	Billy Monger	39.245	20	Cameron Das	56.587	12	Christian Hahn	35.613	10	20	Cameron Das	2:11.427	2:11.678	10	
11	7	Jack Doohan	39.260	31	Billy Monger	56.622	20	Cameron Das	35.744	11	11	Teppei Natori	2:11.495	2:11.694	11	
12	30	Liam Lawson	39.267	51	Aldo Festante	56.982	99	Rui Andrade	35.745	12	26	Linus Lundqvist	2:11.497	2:11.743	12	
13	18	Julian Hanses	39.380	1	Javier Gonzalez	56.984	31	Billy Monger	35.782	13	31	Billy Monger	2:11.649	2:12.357	14	
14	11	Teppei Natori	39.395	21	Calan Williams	57.059	11	Teppei Natori	35.788	14	63	Nicolai Kjaergaard	2:12.037	2:12.201	13	
15	77	Guilherme Samaia	39.463	66	Franco Colapinto	57.118	77	Guilherme Samaia	35.919	15	51	Aldo Festante	2:12.665	2:13.034	18	
16	99	Rui Andrade	39.535	26	Linus Lundqvist	57.160	51	Aldo Festante	35.993	16	99	Rui Andrade	2:12.718	2:12.726	16	
17	66	Franco Colapinto	39.644	99	Rui Andrade	57.438	63	Nicolai Kjaergaard	35.994	17	66	Franco Colapinto	2:12.807	2:12.922	17	
18	63	Nicolai Kjaergaard	39.674	3	Pierre Louis Chovet	57.528	66	Franco Colapinto	36.045	18	3	Pierre Louis Chovet	2:13.057	2:12.400	15	
19	51	Aldo Festante	39.690	77	Guilherme Samaia	57.768	28	Stefano Leaney	36.310	19	77	Guilherme Samaia	2:13.150	2:13.808	19	
20	29	Stuart Wiltshire	39.850	28	Stefano Leaney	59.023	29	Stuart Wiltshire	36.370	20	28	Stefano Leaney	2:15.231	2:15.774	20	
21	28	Stefano Leaney	39.898	29	Stuart Wiltshire	59.300	3	Pierre Louis Chovet	36.425	21	29	Stuart Wiltshire	2:15.520	2:16.168	21	



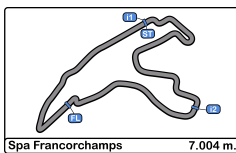


Spa Francorchamps
Euroformula Open
Qualifying - 2
Best 5 Lap Times



Cls	Nº	Entrant	Nat	Driver	Nat	Cat	Cls	Chassis - Engine	Team	Best 1		Best 2		Best 3		Best 4		Best 5	
										Time	Lap	Time	Lap	Time	Lap	Time	Lap	Time	Lap
1	33	Team Motopark	DEU	Marino Sato	JPN			Dallara F317 Spiess	Team Motopark	2:10.266	8	2:10.425	9	2:10.842	7	2:12.597	3	2:13.731	2
2	14	Team Motopark	DEU	Yuki Tsunoda	JPN	R	1	Dallara F317 Spiess	Team Motopark	2:11.041	7	2:11.389	8	2:13.452	3	2:15.242	2	2:22.283	6
3	7	Double R	GBR	Jack Doohan	AUS	R	2	Dallara F317 HWA	Double R	2:11.336	10	2:11.804	8	2:13.117	3	2:13.578	4	2:13.978	2
4	8	Teo Martin Motorsport	ESP	Lukas Dunner	AUT			Dallara F317 HWA	Teo Martin Motorsport	2:11.364	9	2:11.584	8	2:12.703	7	2:14.137	3	2:15.920	2
5	30	Team Motopark	DEU	Liam Lawson	NZL	R	3	Dallara F317 Spiess	Team Motopark	2:11.458	7	2:13.013	3	2:14.222	2	2:18.683	6	2:24.000	4
6	21	Fortec Motorsport	GBR	Calan Williams	AUS			Dallara F317 HWA	Fortec Motorsport	2:11.497	3	2:11.760	8	2:11.945	9	2:12.463	6	2:12.891	2
7	18	Team Motopark	DEU	Julian Hanes	DEU			Dallara F317 Spiess	Team Motopark	2:11.568	8	2:11.740	10	2:11.754	7	2:11.860	9	2:13.320	3
8	12	Carlin Motorsport	GBR	Christian Hahn	BRA			Dallara F317 Spiess	Carlin Motorsport	2:11.611	8	2:12.238	4	2:13.826	2	2:14.876	10	2:15.550	3
9	1	RP Motorsport	ITA	Javier Gonzalez	MEX	R	4	Dallara F317 Spiess	RP Motorsport	2:11.648	9	2:11.799	7	2:12.053	3	2:13.536	2	2:18.786	8
10	20	Fortec Motorsport	GBR	Cameron Das	USA			Dallara F317 HWA	Fortec Motorsport	2:11.678	7	2:11.766	8	2:12.100	9	2:12.807	3	2:13.135	2
11	11	Carlin Motorsport	GBR	Teppei Natori	JPN	R	5	Dallara F317 Spiess	Carlin Motorsport	2:11.694	9	2:12.246	4	2:12.725	10	2:17.934	2	2:22.474	8
12	26	Double R	GBR	Linus Lundqvist	SWE	R	6	Dallara F317 HWA	Double R	2:11.743	10	2:12.727	4	2:12.748	8	2:14.868	9	2:14.970	2
13	63	Carlin Motorsport	GBR	Nicolai Kjaergaard	DNK	R	7	Dallara F317 Spiess	Carlin Motorsport	2:12.201	9	2:13.249	8	2:13.986	2	2:14.326	7	2:14.531	3
14	31	Carlin Motorsport	GBR	Billy Monger	GBR	R	8	Dallara F317 Spiess	Carlin Motorsport	2:12.357	9	2:12.456	3	2:12.547	8	2:13.306	2	2:14.579	4
15	3	RP Motorsport	ITA	Pierre Louis Chovet	FRA	R	9	Dallara F317 Spiess	RP Motorsport	2:12.400	9	2:12.786	8	2:14.312	4	2:22.459	5	2:24.800	3
16	99	Drivex School	ESP	Rui Andrade	AGO	R	10	Dallara F317 HWA	Drivex School	2:12.726	9	2:13.507	8	2:13.517	7	2:15.957	3	2:16.872	2
17	66	Drivex School	ESP	Franco Colapinto	ARG	R	11	Dallara F317 Piedrafit	Drivex School	2:12.922	7	2:13.217	8	2:14.579	3	2:15.783	2	2:21.238	4
18	51	Teo Martin Motorsport	ESP	Aldo Festante	ITA			Dallara F317 HWA	Teo Martin Motorsport	2:13.034	6	2:13.038	8	2:14.202	7	2:17.207	2	2:22.896	5
19	77	Teo Martin Motorsport	ESP	Guilherme Samaia	BRA			Dallara F317 HWA	Teo Martin Motorsport	2:13.808	9	2:13.888	4	2:14.338	3	2:15.317	2	2:23.244	5
20	28	Stefano Leaney / CF	GBR	Stefano Leaney	GBR	R	12	Dallara F317 HWA	CF Racing	2:15.774	3	2:16.908	6	2:17.216	8	2:20.747	2	2:24.821	7
21	29	Stuart Wiltshire / CF	GBR	Stuart Wiltshire	GBR	R	13	Dallara F317 HWA	CF Racing	2:16.168	10	2:16.438	11	2:16.568	6	2:17.022	9	2:17.063	5



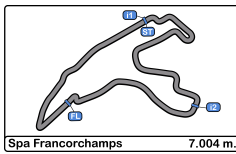


Spa Francorchamps
Euroformula Open
Qualifying - 2
Best 5 Top Speeds



Cls	Nº	Entrant	Nat	Driver	Nat	Cat	Cls	Chassis - Engine	Team	Top 1		Top 2		Top 3		Top 4		Top 5		Avg
										Km/h	Lap	Km/h	Lap	Km/h	Lap	Km/h	Lap	Km/h	Lap	
1	21	Fortec Motorsport	GBR	Calan Williams	AUS			Dallara F317 HWA	Fortec Motorsport	252.3	8	251.1	7	250.5	6	250.5	9	248.8	4	250.7
2	26	Double R	GBR	Linus Lundqvist	SWE	R	1	Dallara F317 HWA	Double R	251.7	9	248.8	10	247.1	8	245.4	7	244.8	4	247.6
3	1	RP Motorsport	ITA	Javier Gonzalez	MEX	R	2	Dallara F317 Spiess	RP Motorsport	251.1	4	250.5	6	250.5	7	248.2	9	247.7	8	249.6
4	3	RP Motorsport	ITA	Pierre Louis Chovet	FRA	R	3	Dallara F317 Spiess	RP Motorsport	250.5	9	244.3	8	242.6	10	238.9	2	236.3	4	242.5
5	8	Teo Martin Motorsport	ESP	Lukas Dunner	AUT			Dallara F317 HWA	Teo Martin Motorsport	250.5	8	246.5	9	245.4	7	241.0	3	240.5	4	244.8
6	33	Team Motopark	DEU	Marino Sato	JPN			Dallara F317 Spiess	Team Motopark	250.5	9	248.8	8	246.5	7	246.0	4	246.0	6	247.6
7	20	Fortec Motorsport	GBR	Cameron Das	USA			Dallara F317 HWA	Fortec Motorsport	249.4	9	248.2	4	246.0	8	243.7	10	243.2	2	246.1
8	7	Double R	GBR	Jack Doohan	AUS	R	4	Dallara F317 HWA	Double R	248.2	4	247.7	3	245.4	10	244.8	2	244.8	5	246.2
9	77	Teo Martin Motorsport	ESP	Guilherme Samaia	BRA			Dallara F317 HWA	Teo Martin Motorsport	248.2	9	245.4	3	245.4	4	243.2	10	241.0	2	244.6
10	99	Drivex School	ESP	Rui Andrade	AGO	R	5	Dallara F317 HWA	Drivex School	247.7	4	247.7	9	247.1	3	247.1	7	245.4	8	247.0
11	12	Carlin Motorsport	GBR	Christian Hahn	BRA			Dallara F317 Spiess	Carlin Motorsport	247.1	9	247.1	10	246.5	3	245.4	5	244.8	4	246.2
12	63	Carlin Motorsport	GBR	Nicolai Kjaergaard	DNK	R	6	Dallara F317 Spiess	Carlin Motorsport	247.1	4	246.5	6	244.3	7	243.7	2	243.7	3	245.1
13	14	Team Motopark	DEU	Yuki Tsunoda	JPN	R	7	Dallara F317 Spiess	Team Motopark	246.5	3	246.5	7	246.5	8	246.5	9	244.8	4	246.2
14	18	Team Motopark	DEU	Julian Hanses	DEU			Dallara F317 Spiess	Team Motopark	246.5	4	245.4	9	244.3	3	244.3	8	243.2	2	244.7
15	30	Team Motopark	DEU	Liam Lawson	NZL	R	8	Dallara F317 Spiess	Team Motopark	246.5	4	246.0	3	246.0	7	246.0	9	244.3	2	245.7
16	31	Carlin Motorsport	GBR	Billy Monger	GBR	R	9	Dallara F317 Spiess	Carlin Motorsport	246.5	3	246.5	4	246.0	8	246.0	9	246.0	10	246.2
17	11	Carlin Motorsport	GBR	Teppei Natori	JPN	R	10	Dallara F317 Spiess	Carlin Motorsport	246.0	2	245.4	9	245.4	11	244.8	8	244.3	7	245.2
18	51	Teo Martin Motorsport	ESP	Aldo Festante	ITA			Dallara F317 HWA	Teo Martin Motorsport	244.3	8	243.7	6	243.2	7	242.1	5	241.6	9	243.0
19	66	Drivex School	ESP	Franco Colapinto	ARG	R	11	Dallara F317 Piedrafita	Drivex School	244.3	6	243.2	9	242.6	7	241.6	8	236.3	4	241.6
20	29	Stuart Wiltshire / CF	GBR	Stuart Wiltshire	GBR	R	12	Dallara F317 HWA	CF Racing	243.7	11	243.2	4	242.1	12	240.5	10	240.0	9	241.9
21	28	Stefano Leaney / CF	GBR	Stefano Leaney	GBR	R	13	Dallara F317 HWA	CF Racing	242.1	3	237.3	2	237.3	4	236.8	9	236.3	6	238.0



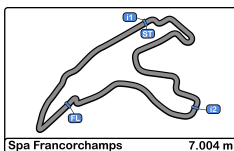


Spa Francorchamps
Euroformula Open
Qualifying - 2
Fastest Laps Sequence



Lap	Time of Day	Session Time	Nº	Entrant	Nat	Driver	Nat	Cat	Chassis - Engine	Team	Time	Km/h
2	10:04:48.382	4:48.382	66	Drivex School	ESP	Franco Colapinto	ARG	R	Dallara F317 Piedrafita	Drivex School	2:15.783	185.6
2	10:04:53.425	4:53.425	26	Double R	GBR	Linus Lundqvist	SWE	R	Dallara F317 HWA	Double R	2:14.970	186.8
2	10:04:56.915	4:56.915	12	Carlin Motorsport	GBR	Christian Hahn	BRA		Dallara F317 Spiess	Carlin Motorsport	2:13.826	188.4
2	10:05:01.775	5:01.775	31	Carlin Motorsport	GBR	Billy Monger	GBR	R	Dallara F317 Spiess	Carlin Motorsport	2:13.306	189.1
2	10:05:03.491	5:03.491	20	Fortec Motorsport	GBR	Cameron Das	USA		Dallara F317 HWA	Fortec Motorsport	2:13.135	189.3
2	10:05:04.419	5:04.419	21	Fortec Motorsport	GBR	Calan Williams	AUS		Dallara F317 HWA	Fortec Motorsport	2:12.891	189.7
3	10:07:14.231	7:14.231	31	Carlin Motorsport	GBR	Billy Monger	GBR	R	Dallara F317 Spiess	Carlin Motorsport	2:12.456	190.3
3	10:07:15.916	7:15.916	21	Fortec Motorsport	GBR	Calan Williams	AUS		Dallara F317 HWA	Fortec Motorsport	2:11.497	191.7
7	10:21:45.672	21:45.672	30	Team Motopark	DEU	Liam Lawson	NZL	R	Dallara F317 Spiess	Team Motopark	2:11.458	191.8
7	10:22:03.854	22:03.854	14	Team Motopark	DEU	Yuki Tsunoda	JPN	R	Dallara F317 Spiess	Team Motopark	2:11.041	192.4
7	10:22:24.360	22:24.360	33	Team Motopark	DEU	Marino Sato	JPN		Dallara F317 Spiess	Team Motopark	2:10.842	192.7
8	10:24:34.626	24:34.626	33	Team Motopark	DEU	Marino Sato	JPN		Dallara F317 Spiess	Team Motopark	2:10.266	193.5





Spa Francorchamps
Euroformula Open
Qualifying - 2
Event Best Maximum Speed



Nº	Entrant	Nat	Driver	Nat	Cat	Clas	Chassis - Engine	Team	Km/h	Session
3	RP Motorsport	ITA	Pierre Louis Chovet	FRA	R	1	Dallara F317 Spiess	RP Motorsport	255.9	Race - 1
20	Fortec Motorsport	GBR	Cameron Das	USA			Dallara F317 HWA	Fortec Motorsport	255.3	Race - 1
1	RP Motorsport	ITA	Javier Gonzalez	MEX	R	2	Dallara F317 Spiess	RP Motorsport	253.5	Race - 1
31	Carlin Motorsport	GBR	Billy Monger	GBR	R	3	Dallara F317 Spiess	Carlin Motorsport	252.3	Race - 1
21	Fortec Motorsport	GBR	Calan Williams	AUS			Dallara F317 HWA	Fortec Motorsport	252.3	Qualifying - 2
18	Team Motopark	DEU	Julian Hanses	DEU			Dallara F317 Spiess	Team Motopark	251.7	Race - 1
26	Double R	GBR	Linus Lundqvist	SWE	R	4	Dallara F317 HWA	Double R	251.7	Qualifying - 2
14	Team Motopark	DEU	Yuki Tsunoda	JPN	R	5	Dallara F317 Spiess	Team Motopark	251.1	Race - 1
8	Teo Martin	ESP	Lukas Dunner	AUT			Dallara F317 HWA	Teo Martin	250.5	Qualifying - 2
33	Team Motopark	DEU	Marino Sato	JPN			Dallara F317 Spiess	Team Motopark	250.5	Qualifying - 2
30	Team Motopark	DEU	Liam Lawson	NZL	R	6	Dallara F317 Spiess	Team Motopark	250.0	Qualifying - 1
11	Carlin Motorsport	GBR	Teppei Natori	JPN	R	7	Dallara F317 Spiess	Carlin Motorsport	250.0	Race - 1
77	Teo Martin	ESP	Guilherme Samaia	BRA			Dallara F317 HWA	Teo Martin	248.8	Race - 1
7	Double R	GBR	Jack Doohan	AUS	R	8	Dallara F317 HWA	Double R	248.2	Qualifying - 2
99	Drivex School	ESP	Rui Andrade	AGO	R	9	Dallara F317 HWA	Drivex School	247.7	Qualifying - 2
66	Drivex School	ESP	Franco Colapinto	ARG	R	10	Dallara F317 Piedrafita	Drivex School	247.1	Race - 1
51	Teo Martin	ESP	Aldo Festante	ITA			Dallara F317 HWA	Teo Martin	247.1	Race - 1
63	Carlin Motorsport	GBR	Nicolai Kjaergaard	DNK	R	11	Dallara F317 Spiess	Carlin Motorsport	247.1	Qualifying - 2
12	Carlin Motorsport	GBR	Christian Hahn	BRA			Dallara F317 Spiess	Carlin Motorsport	247.1	Qualifying - 2
28	Stefano Leaney / CF	GBR	Stefano Leaney	GBR	R	12	Dallara F317 HWA	CF Racing	246.5	Race - 1
29	Stuart Wiltshire / CF	GBR	Stuart Wiltshire	GBR	R	13	Dallara F317 HWA	CF Racing	246.5	Race - 1





Spa Francorchamps
Euroformula Open
Qualifying - 2
Pit Stop Analysis



1 Javier Gonzalez R RP Motorsport
Dallara F317 Spiess

Nr.	In Day Time	In Time	Out Time	Pit Time	T. Pit Time	Handicap	Penalty
1	10:09:47.896	10:09:47.896	10:15:12.341	5:24.445	5:24.445		

3 Pierre Louis Chovet R RP Motorsport
Dallara F317 Spiess

Nr.	In Day Time	In Time	Out Time	Pit Time	T. Pit Time	Handicap	Penalty
1	10:13:06.835	10:13:06.835	10:16:13.781	3:06.946	3:06.946		
2	10:18:42.220	10:18:42.220	10:19:11.948	29.728	3:36.674		

7 Jack Doohan R Double R
Dallara F317 HWA

Nr.	In Day Time	In Time	Out Time	Pit Time	T. Pit Time	Handicap	Penalty
1	10:11:41.361	10:11:41.361	10:15:00.852	3:19.491	3:19.491		

8 Lukas Dunner Teo Martin Motorsport
Dallara F317 HWA

Nr.	In Day Time	In Time	Out Time	Pit Time	T. Pit Time	Handicap	Penalty
1	10:09:41.864	10:09:41.864	10:14:58.616	5:16.752	5:16.752		

11 Teppei Natori R Carlin Motorsport
Dallara F317 Spiess

Nr.	In Day Time	In Time	Out Time	Pit Time	T. Pit Time	Handicap	Penalty
1	10:12:00.773	10:12:00.773	10:15:06.021	3:05.248	3:05.248		

12 Christian Hahn Carlin Motorsport
Dallara F317 Spiess

Nr.	In Day Time	In Time	Out Time	Pit Time	T. Pit Time	Handicap	Penalty
1	10:11:38.500	10:11:38.500	10:15:03.727	3:25.227	3:25.227		

14 Yuki Tsunoda R Team Motopark
Dallara F317 Spiess

Nr.	In Day Time	In Time	Out Time	Pit Time	T. Pit Time	Handicap	Penalty
1	10:09:26.135	10:09:26.135	10:15:02.922	5:36.787	5:36.787		

18 Julian Hanses Team Motopark
Dallara F317 Spiess

Nr.	In Day Time	In Time	Out Time	Pit Time	T. Pit Time	Handicap	Penalty
1	10:09:49.472	10:09:49.472	10:13:43.823	3:54.351	3:54.351		

20 Cameron Das Fortec Motorsport
Dallara F317 HWA

Nr.	In Day Time	In Time	Out Time	Pit Time	T. Pit Time	Handicap	Penalty
1	10:09:32.904	10:09:32.904	10:15:13.277	5:40.373	5:40.373		

21 Calan Williams Fortec Motorsport
Dallara F317 HWA

Nr.	In Day Time	In Time	Out Time	Pit Time	T. Pit Time	Handicap	Penalty
1	10:09:37.632	10:09:37.632	10:15:11.161	5:33.529	5:33.529		

26 Linus Lundqvist R Double R
Dallara F317 HWA

Nr.	In Day Time	In Time	Out Time	Pit Time	T. Pit Time	Handicap	Penalty
1	10:11:39.861	10:11:39.861	10:15:16.521	3:36.660	3:36.660		

28 Stefano Leaney R CF Racing
Dallara F317 HWA

Nr.	In Day Time	In Time	Out Time	Pit Time	T. Pit Time	Handicap	Penalty
1	10:11:01.707	10:11:01.707	10:17:10.071	6:08.364	6:08.364		

29 Stuart Wiltshire R CF Racing
Dallara F317 HWA

Nr.	In Day Time	In Time	Out Time	Pit Time	T. Pit Time	Handicap	Penalty
1	10:17:05.600	10:17:05.600	10:18:14.083	1:08.483	1:08.483		

30 Liam Lawson R Team Motopark
Dallara F317 Spiess

Nr.	In Day Time	In Time	Out Time	Pit Time	T. Pit Time	Handicap	Penalty
1	10:09:38.653	10:09:38.653	10:14:56.673	5:18.020	5:18.020		

31 Billy Monger R Carlin Motorsport
Dallara F317 Spiess

Nr.	In Day Time	In Time	Out Time	Pit Time	T. Pit Time	Handicap	Penalty
1	10:11:43.555	10:11:43.555	10:15:14.928	3:31.373	3:31.373		

33 Marino Sato Team Motopark
Dallara F317 Spiess

Nr.	In Day Time	In Time	Out Time	Pit Time	T. Pit Time	Handicap	Penalty
1	10:11:00.116	10:11:00.116	10:15:10.167	4:10.051	4:10.051		

51 Aldo Festante Teo Martin Motorsport
Dallara F317 HWA

Nr.	In Day Time	In Time	Out Time	Pit Time	T. Pit Time	Handicap	Penalty
1	10:07:23.160	10:07:23.160	10:15:07.434	7:44.274	7:44.274		

63 Nicolai Kjaergaard R Carlin Motorsport
Dallara F317 Spiess

Nr.	In Day Time	In Time	Out Time	Pit Time	T. Pit Time	Handicap	Penalty
1	10:09:36.671	10:09:36.671	10:15:04.644	5:27.973	5:27.973		

66 Franco Colapinto R Drivex School
Dallara F317 Piedrafita

Nr.	In Day Time	In Time	Out Time	Pit Time	T. Pit Time	Handicap	Penalty
1	10:09:18.899	10:09:18.899	10:14:59.319	5:40.420	5:40.420		

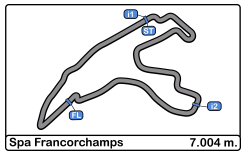
77 Guilherme Samaia Teo Martin Motorsport
Dallara F317 HWA

Nr.	In Day Time	In Time	Out Time	Pit Time	T. Pit Time	Handicap	Penalty
1	10:11:59.934	10:11:59.934	10:15:59.791	3:59.857	3:59.857		

99 Rui Andrade R Drivex School
Dallara F317 HWA

Nr.	In Day Time	In Time	Out Time	Pit Time	T. Pit Time	Handicap	Penalty
1	10:09:34.772	10:09:34.772	10:15:19.352	5:44.580	5:44.580		

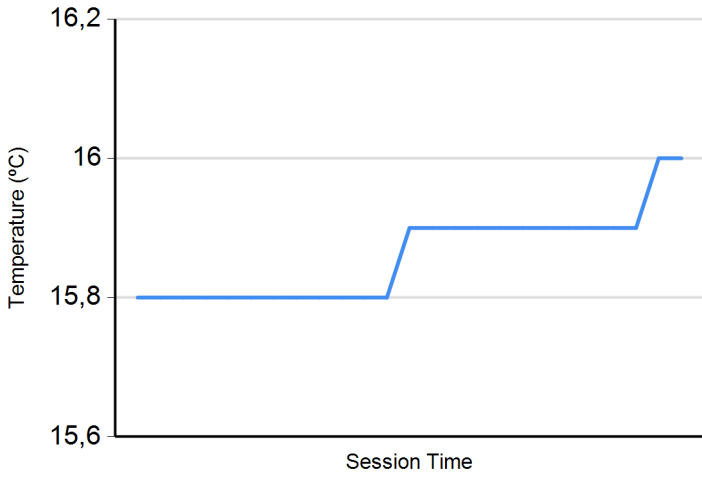




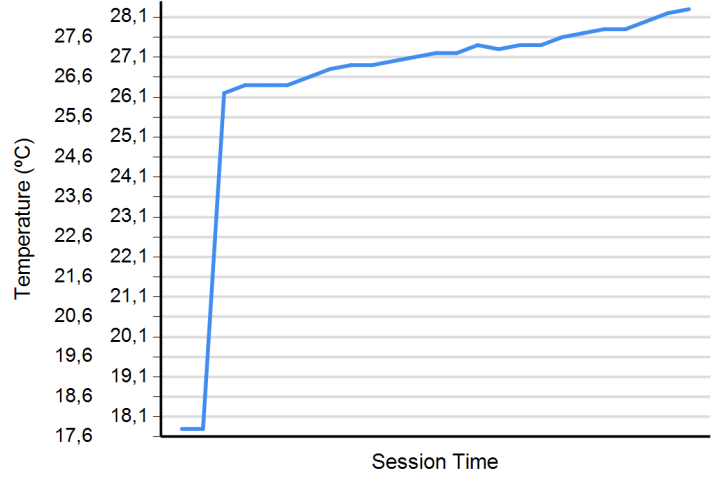
Spa Francorchamps
Euroformula Open
Qualifying - 2
Weather Report



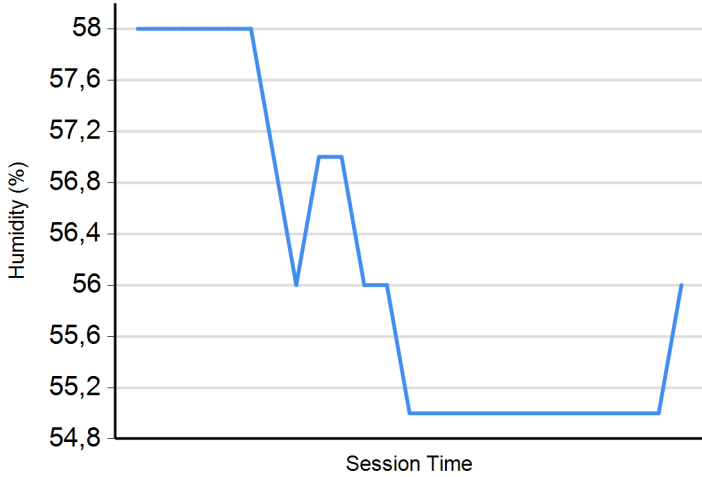
Air Temperature



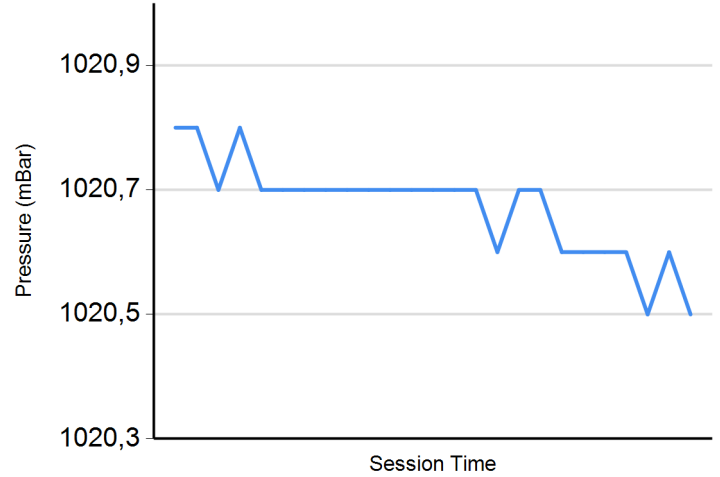
Track Temperature



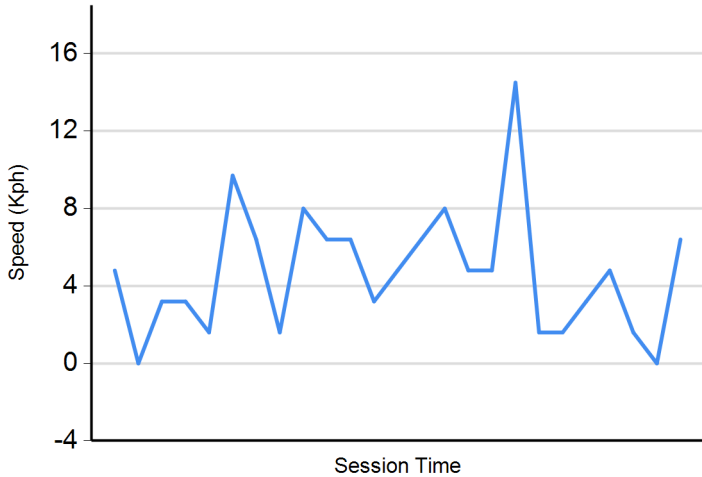
Humidity



Pressure



Wind Speed



Wind direction

North = 0°/360° Est = 90° South = 180° West = 270°

