

Spa Francorchamps
Euroformula Open
Race - 1
Provisional Results



Cls	Nº	Entrant	Nat	Driver	Nat	Cat	Cls	Chassis - Engine	Team	Laps	Total Time	Gap	Interval	Km/h	Best	Time	Km/h
1	33	Team Motopark	DEU	Marino Sato	JPN			Dallara F317 Spiess	Team Motopark	13	28:57.936			188.6	8	2:11.738	191.3
2	14	Team Motopark	DEU	Yuki Tsunoda	JPN	R	1	Dallara F317 Spiess	Team Motopark	13	29:00.910	2.974	2.974	188.2	8	2:12.089	190.8
3	30	Team Motopark	DEU	Liam Lawson	NZL	R	2	Dallara F317 Spiess	Team Motopark	13	29:04.320	6.384	3.410	187.9	8	2:12.326	190.5
4	7	Double R	GBR	Jack Doohan	AUS	R	3	Dallara F317 HWA	Double R	13	29:07.591	9.655	3.271	187.5	7	2:12.253	190.6
5	18	Team Motopark	DEU	Julian Hanes	DEU			Dallara F317 Spiess	Team Motopark	13	29:10.678	12.742	3.087	187.2	10	2:12.642	190.0
6	12	Carlin Motorsport	GBR	Christian Hahn	BRA			Dallara F317 Spiess	Carlin Motorsport	13	29:15.581	17.645	4.903	186.7	6	2:12.966	189.6
7	1	RP Motorsport	ITA	Javier Gonzalez	MEX	R	4	Dallara F317 Spiess	RP Motorsport	13	29:21.154	23.218	5.573	186.1	7	2:13.080	189.4
8	11	Carlin Motorsport	GBR	Teppei Natori	JPN	R	5	Dallara F317 Spiess	Carlin Motorsport	13	29:22.891	24.955	1.737	185.9	7	2:13.264	189.2
9	26	Double R	GBR	Linus Lundqvist	SWE	R	6	Dallara F317 HWA	Double R	13	29:23.395	25.459	0.504	185.8	7	2:13.388	189.0
10	31	Carlin Motorsport	GBR	Billy Monger	GBR	R	7	Dallara F317 Spiess	Carlin Motorsport	13	29:23.595	25.659	0.200	185.8	9	2:13.364	189.0
11	77	Teo Martin Motorsport	ESP	Guilherme Samaia	BRA			Dallara F317 HWA	Teo Martin Motorsport	13	29:28.678	30.742	5.083	185.3	6	2:13.069	189.4
12	21	Fortec Motorsport	GBR	Calan Williams	AUS			Dallara F317 HWA	Fortec Motorsport	13	29:38.645	40.709	9.967	184.2	7	2:14.006	188.1
13	3	RP Motorsport	ITA	Pierre Louis Chovet	FRA	R	8	Dallara F317 Spiess	RP Motorsport	13	29:45.709	47.773	7.064	183.5	10	2:14.381	187.6
14	51	Teo Martin Motorsport	ESP	Aldo Festante	ITA			Dallara F317 HWA	Teo Martin Motorsport	13	29:50.064	52.128	4.355	183.1	8	2:14.725	187.1
15	66	Drivex School	ESP	Franco Colapinto	ARG	R	9	Dallara F317 Piedrafita	Drivex School	13	29:52.980	55.044	2.916	182.8	10	2:15.794	185.6
16	28	Stefano Leaney / CF	GBR	Stefano Leaney	GBR	R	10	Dallara F317 HWA	CF Racing	13	29:54.093	56.157	1.113	182.7	8	2:15.430	186.1
17	99	Drivex School	ESP	Rui Andrade	AGO	R	11	Dallara F317 HWA	Drivex School	13	30:14.770	1:16.834	20.677	180.6	8	2:15.312	186.3
18	29	Stuart Wiltshire / CF	GBR	Stuart Wiltshire	GBR	R	12	Dallara F317 HWA	CF Racing	13	30:30.649	1:32.713	15.879	179.0	7	2:17.741	183.0
19	20	Fortec Motorsport	GBR	Cameron Das	USA			Dallara F317 HWA	Fortec Motorsport	13	30:50.767	1:52.831	20.118	177.1	5	2:14.399	187.6
20	63	Carlin Motorsport	GBR	Nicolai Kjaergaard	DNK	R	13	Dallara F317 Spiess	Carlin Motorsport	11	26:28.083	2 Laps	2 Laps	174.6	8	2:13.744	188.5
Not classified: (Requirements: 75% of number laps of leader = 10 Laps)																	
	8	Teo Martin Motorsport	ESP	Lukas Dunner	AUT			Dallara F317 HWA	Teo Martin Motorsport	3	9:32.050	10 Laps	8 Laps	132.2	3	2:52.759	145.9

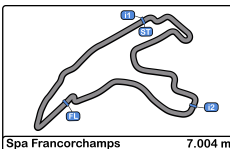
Fastest lap Marino Sato in 2:11.738 at 191.4 Km/h in lap 8

Published at:.....

Track Temp: **25.5 °C** Air Temp: **15.3 °C** Humidity: **58 %** Track Status: **WET**

Stewards:	Race Director:	Timekeeper:





Spa Francorchamps
Euroformula Open
Race - 1
Provisional Results by Class



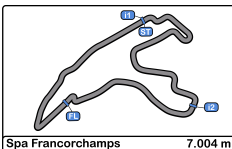
Cls	Nº	Entrant	Nat	Driver	Nat	Cat	Cls	Chassis - Engine	Team	Laps	Total Time	Gap	Interval	Km/h	Best	Time	Km/h
1	33	Team Motopark	DEU	Marino Sato	JPN			Dallara F317 Spiess	Team Motopark	13	28:57.936			188.6	8	2:11.738	191.3
2	18	Team Motopark	DEU	Julian Hanses	DEU			Dallara F317 Spiess	Team Motopark	13	29:10.678	12.742	12.742	187.2	10	2:12.642	190.0
3	12	Carlin Motorsport	GBR	Christian Hahn	BRA			Dallara F317 Spiess	Carlin Motorsport	13	29:15.581	17.645	4.903	186.7	6	2:12.966	189.6
4	77	Teo Martin Motorsport	ESP	Guilherme Samaia	BRA			Dallara F317 HWA	Teo Martin Motorsport	13	29:28.678	30.742	13.097	185.3	6	2:13.069	189.4
5	21	Fortec Motorsport	GBR	Calan Williams	AUS			Dallara F317 HWA	Fortec Motorsport	13	29:38.645	40.709	9.967	184.2	7	2:14.006	188.1
6	51	Teo Martin Motorsport	ESP	Aldo Festante	ITA			Dallara F317 HWA	Teo Martin Motorsport	13	29:50.064	52.128	11.419	183.1	8	2:14.725	187.1
7	20	Fortec Motorsport	GBR	Cameron Das	USA			Dallara F317 HWA	Fortec Motorsport	13	30:50.767	1:52.831	1:00.703	177.1	5	2:14.399	187.6
Not classified: (Requirements: 75% of number laps of leader = 10 Laps)																	
	8	Teo Martin Motorsport	ESP	Lukas Dunner	AUT			Dallara F317 HWA	Teo Martin Motorsport	3	9:32.050	10 Laps	10 Laps	132.2	3	2:52.759	145.9
Rookie																	
1	14	Team Motopark	DEU	Yuki Tsunoda	JPN	R	1	Dallara F317 Spiess	Team Motopark	13	29:00.910			188.2	8	2:12.089	190.8
2	30	Team Motopark	DEU	Liam Lawson	NZL	R	2	Dallara F317 Spiess	Team Motopark	13	29:04.320	6.384	3.410	187.9	8	2:12.326	190.5
3	7	Double R	GBR	Jack Doohan	AUS	R	3	Dallara F317 HWA	Double R	13	29:07.591	9.655	3.271	187.5	7	2:12.253	190.6
4	1	RP Motorsport	ITA	Javier Gonzalez	MEX	R	4	Dallara F317 Spiess	RP Motorsport	13	29:21.154	23.218	13.563	186.1	7	2:13.080	189.4
5	11	Carlin Motorsport	GBR	Teppei Natori	JPN	R	5	Dallara F317 Spiess	Carlin Motorsport	13	29:22.891	24.955	1.737	185.9	7	2:13.264	189.2
6	26	Double R	GBR	Linus Lundqvist	SWE	R	6	Dallara F317 HWA	Double R	13	29:23.395	25.459	0.504	185.8	7	2:13.388	189.0
7	31	Carlin Motorsport	GBR	Billy Monger	GBR	R	7	Dallara F317 Spiess	Carlin Motorsport	13	29:23.595	25.659	0.200	185.8	9	2:13.364	189.0
8	3	RP Motorsport	ITA	Pierre Louis Chovet	FRA	R	8	Dallara F317 Spiess	RP Motorsport	13	29:45.709	47.773	22.114	183.5	10	2:14.381	187.6
9	66	Drivex School	ESP	Franco Colapinto	ARG	R	9	Dallara F317 Piedrafita	Drivex School	13	29:52.980	55.044	7.271	182.8	10	2:15.794	185.6
10	28	Stefano Leaney / CF	GBR	Stefano Leaney	GBR	R	10	Dallara F317 HWA	CF Racing	13	29:54.093	56.157	1.113	182.7	8	2:15.430	186.1
11	99	Drivex School	ESP	Rui Andrade	AGO	R	11	Dallara F317 HWA	Drivex School	13	30:14.770	1:16.834	20.677	180.6	8	2:15.312	186.3
12	29	Stuart Wiltshire / CF	GBR	Stuart Wiltshire	GBR	R	12	Dallara F317 HWA	CF Racing	13	30:30.649	1:32.713	15.879	179.0	7	2:17.741	183.0

Published at:.....

Track Temp: **25.5 °C** Air Temp: **15.3 °C** Humidity: **58 %** Track Status: **WET**

Stewards:	Race Director:	Timekeeper:





Spa Francorchamps
Euroformula Open
Race - 1
Provisional Results by Class



Cls	Nº	Entrant	Nat	Driver	Nat	Cat	Cls	Chassis - Engine	Team	Laps	Total Time	Gap	Interval	Km/h	Best	Time	Km/h
13	63	Carlin Motorsport		Nicolai Kjaergaard		R	13	Dallara F317 Spiess	Carlin Motorsport	11	26:28.083	2 Laps	2 Laps	174.6	8	2:13.744	188.5

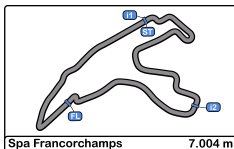
Fastest lap Marino Sato in 2:11.738 at 191.4 Km/h in lap 8

Published at:.....

Track Temp: 25.5 °C Air Temp: 15.3 °C Humidity: 58 % Track Status: WET

Stewards:	Race Director:	Timekeeper:
-----------	----------------	-----------------





Spa Francorchamps

Euroformula Open

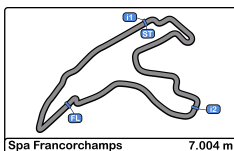
Race - 1

Provisional Classification by Driver Fastest Lap



Clas	Nº	Entrant	Nat	Driver	Nat	Cat	Clas	Chassis - Engine	Team	Laps	Best	Time	Gap	Interval	Km/h
1	33	Team Motopark	DEU	Marino Sato	JPN			Dallara F317 Spiess	Team Motopark	13	8	2:11.738			191.3
2	14	Team Motopark	DEU	Yuki Tsunoda	JPN	R	1	Dallara F317 Spiess	Team Motopark	13	8	2:12.089	0.351	0.351	190.8
3	7	Double R	GBR	Jack Doohan	AUS	R	2	Dallara F317 HWA	Double R	13	7	2:12.253	0.515	0.164	190.6
4	30	Team Motopark	DEU	Liam Lawson	NZL	R	3	Dallara F317 Spiess	Team Motopark	13	8	2:12.326	0.588	0.073	190.5
5	18	Team Motopark	DEU	Julian Hanes	DEU			Dallara F317 Spiess	Team Motopark	13	10	2:12.642	0.904	0.316	190.0
6	12	Carlin Motorsport	GBR	Christian Hahn	BRA			Dallara F317 Spiess	Carlin Motorsport	13	6	2:12.966	1.228	0.324	189.6
7	77	Teo Martin Motorsport	ESP	Guilherme Samaia	BRA			Dallara F317 HWA	Teo Martin Motorsport	13	6	2:13.069	1.331	0.103	189.4
8	1	RP Motorsport	ITA	Javier Gonzalez	MEX	R	4	Dallara F317 Spiess	RP Motorsport	13	7	2:13.080	1.342	0.011	189.4
9	11	Carlin Motorsport	GBR	Teppei Natori	JPN	R	5	Dallara F317 Spiess	Carlin Motorsport	13	7	2:13.264	1.526	0.184	189.2
10	31	Carlin Motorsport	GBR	Billy Monger	GBR	R	6	Dallara F317 Spiess	Carlin Motorsport	13	9	2:13.364	1.626	0.100	189.0
11	26	Double R	GBR	Linus Lundqvist	SWE	R	7	Dallara F317 HWA	Double R	13	7	2:13.388	1.650	0.024	189.0
12	63	Carlin Motorsport	GBR	Nicolai Kjaergaard	DNK	R	8	Dallara F317 Spiess	Carlin Motorsport	11	8	2:13.744	2.006	0.356	188.5
13	21	Fortec Motorsport	GBR	Calan Williams	AUS			Dallara F317 HWA	Fortec Motorsport	13	7	2:14.006	2.268	0.262	188.1
14	3	RP Motorsport	ITA	Pierre Louis Chovet	FRA	R	9	Dallara F317 Spiess	RP Motorsport	13	10	2:14.381	2.643	0.375	187.6
15	20	Fortec Motorsport	GBR	Cameron Das	USA			Dallara F317 HWA	Fortec Motorsport	13	5	2:14.399	2.661	0.018	187.6
16	51	Teo Martin Motorsport	ESP	Aldo Festante	ITA			Dallara F317 HWA	Teo Martin Motorsport	13	8	2:14.725	2.987	0.326	187.1
17	99	Drivex School	ESP	Rui Andrade	AGO	R	10	Dallara F317 HWA	Drivex School	13	8	2:15.312	3.574	0.587	186.3
18	28	Stefano Leaney / CF	GBR	Stefano Leaney	GBR	R	11	Dallara F317 HWA	CF Racing	13	8	2:15.430	3.692	0.118	186.1
19	66	Drivex School	ESP	Franco Colapinto	ARG	R	12	Dallara F317 Piedrafita	Drivex School	13	10	2:15.794	4.056	0.364	185.6
20	29	Stuart Wiltshire / CF	GBR	Stuart Wiltshire	GBR	R	13	Dallara F317 HWA	CF Racing	13	7	2:17.741	6.003	1.947	183.0
21	8	Teo Martin Motorsport	ESP	Lukas Dunner	AUT			Dallara F317 HWA	Teo Martin Motorsport	3	3	2:52.759	41.021	35.018	145.9



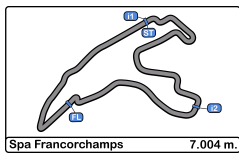


Spa Francorchamps
Euroformula Open
Race - 1
Distance and Speed Average



Clas	Nº	Entrant	Nat	Driver	Nat	Cat	Clas	Chassis - Engine	Team	Laps	Distance	Total Time	Km/h
1	33	Team Motopark	DEU	Marino Sato	JPN			Dallara F317 Spiess	Team Motopark	13	91.05	28:57.936	188.6
2	14	Team Motopark	DEU	Yuki Tsunoda	JPN	R	1	Dallara F317 Spiess	Team Motopark	13	91.05	29:00.910	188.2
3	30	Team Motopark	DEU	Liam Lawson	NZL	R	2	Dallara F317 Spiess	Team Motopark	13	91.05	29:04.320	187.9
4	7	Double R	GBR	Jack Doohan	AUS	R	3	Dallara F317 HWA	Double R	13	91.05	29:07.591	187.5
5	18	Team Motopark	DEU	Julian Hanes	DEU			Dallara F317 Spiess	Team Motopark	13	91.05	29:10.678	187.2
6	12	Carlin Motorsport	GBR	Christian Hahn	BRA			Dallara F317 Spiess	Carlin Motorsport	13	91.05	29:15.581	186.7
7	1	RP Motorsport	ITA	Javier Gonzalez	MEX	R	4	Dallara F317 Spiess	RP Motorsport	13	91.05	29:21.154	186.1
8	11	Carlin Motorsport	GBR	Teppei Natori	JPN	R	5	Dallara F317 Spiess	Carlin Motorsport	13	91.05	29:22.891	185.9
9	26	Double R	GBR	Linus Lundqvist	SWE	R	6	Dallara F317 HWA	Double R	13	91.05	29:23.395	185.8
10	31	Carlin Motorsport	GBR	Billy Monger	GBR	R	7	Dallara F317 Spiess	Carlin Motorsport	13	91.05	29:23.595	185.8
11	77	Teo Martin Motorsport	ESP	Guilherme Samaia	BRA			Dallara F317 HWA	Teo Martin Motorsport	13	91.05	29:28.678	185.3
12	21	Fortec Motorsport	GBR	Calan Williams	AUS			Dallara F317 HWA	Fortec Motorsport	13	91.05	29:38.645	184.2
13	3	RP Motorsport	ITA	Pierre Louis Chovet	FRA	R	8	Dallara F317 Spiess	RP Motorsport	13	91.05	29:45.709	183.5
14	51	Teo Martin Motorsport	ESP	Aldo Festante	ITA			Dallara F317 HWA	Teo Martin Motorsport	13	91.05	29:50.064	183.1
15	66	Drivex School	ESP	Franco Colapinto	ARG	R	9	Dallara F317 Piedrafita	Drivex School	13	91.05	29:52.980	182.8
16	28	Stefano Leaney / CF	GBR	Stefano Leaney	GBR	R	10	Dallara F317 HWA	CF Racing	13	91.05	29:54.093	182.7
17	99	Drivex School	ESP	Rui Andrade	AGO	R	11	Dallara F317 HWA	Drivex School	13	91.05	30:14.770	180.6
18	29	Stuart Wiltshire / CF	GBR	Stuart Wiltshire	GBR	R	12	Dallara F317 HWA	CF Racing	13	91.05	30:30.649	179.0
19	20	Fortec Motorsport	GBR	Cameron Das	USA			Dallara F317 HWA	Fortec Motorsport	13	91.05	30:50.767	177.1
20	63	Carlin Motorsport	GBR	Nicolai Kjaergaard	DNK	R	13	Dallara F317 Spiess	Carlin Motorsport	11	77.04	26:28.083	174.6
Not classified: (Requirements: 75% of number laps of leader = 10 Laps)													
	8	Teo Martin Motorsport	ESP	Lukas Dunner	AUT			Dallara F317 HWA	Teo Martin Motorsport	3	21.01	9:32.050	132.2





Spa Francorchamps
Euroformula Open
Race - 1
Lap Analysis



1 Javier Gonzalez R Dallara F317 Spiess **11** Tepei Natori R Dallara F317 Spiess
RP Motorsport Carlin Motorsport

Lap D	Time	Sector 1	Sector 2	Sector 3	T. Spd	Elapsed	Lap D	Time	Sector 1	Sector 2	Sector 3	T. Spd	Elapsed
1	2:22.131	43.108	1:03.164	35.859	250.0	2:22.131	1	2:22.307	43.058	1:02.895	36.354	249.4	2:22.307
2	2:15.989	40.518	59.855	35.616	246.5	4:38.120	2	2:15.389	40.233	59.433	35.723	244.8	4:37.696
3	2:14.523	39.086	59.631	35.806	246.0	6:52.643	3	2:14.776	39.396	58.968	36.412	250.0	6:52.472
4	2:15.771	40.054	59.954	35.763	249.4	9:08.414	4	2:15.243	40.015	59.508	35.720	242.1	9:07.715
5	2:13.504	39.400	58.522	35.582	253.5	11:21.918	5	2:13.471	39.903	57.905	35.663	245.4	11:21.186
6	2:14.027	39.736	58.874	35.417	246.0	13:35.945	6	2:13.425	39.861	57.736	35.828	244.3	13:34.611
7	2:13.080	39.475	57.972	35.633	250.0	15:49.025	7	2:13.264	39.939	57.458	35.867	242.6	15:47.875
8	2:14.532	39.490	58.989	36.053	250.5	18:03.557	8	2:15.745	40.054	59.087	36.604	244.8	18:03.620
9	2:14.669	40.210	58.665	35.794	247.7	20:18.226	9	2:14.073	40.048	58.018	36.007	244.8	20:17.693
10	2:13.399	39.409	57.886	36.104	245.4	22:31.625	10	2:14.554	39.984	58.705	35.865	244.3	22:32.247
11	2:14.625	40.192	58.349	36.084	239.4	24:46.250	11	2:14.765	39.620	59.249	35.896	248.2	24:47.012
12	2:14.541	40.166	58.371	36.004	240.5	27:00.791	12	2:14.602	39.707	59.127	35.768	250.0	27:01.614
13	2:20.363	40.117	1:04.127	36.119	239.4	29:21.154	13	2:21.277	39.658	1:05.417	36.202	248.8	29:22.891

3 Pierre Louis Chovet R Dallara F317 Spiess **12** Christian Hahn Dallara F317 Spiess
RP Motorsport Carlin Motorsport

Lap D	Time	Sector 1	Sector 2	Sector 3	T. Spd	Elapsed	Lap D	Time	Sector 1	Sector 2	Sector 3	T. Spd	Elapsed
1	2:26.549	44.971	1:05.161	36.417	255.9	2:26.549	1	2:20.640	42.455	1:01.559	36.626	244.3	2:20.640
2	2:19.055	41.766	1:00.456	36.833	244.3	4:45.604	2	2:14.567	40.217	58.455	35.895	246.0	4:35.207
3	2:19.352	41.300		2:56.185	236.8	7:04.956	3	2:15.484	40.024	59.522	35.938	242.1	6:50.691
4	2:17.692	39.642	1:01.840	36.210	247.1	9:22.648	4	2:15.889	39.696	1:00.592	35.601	244.3	9:06.580
5	2:16.086	40.799	59.164	36.123	241.0	11:38.734	5	2:13.381	39.635	57.959	35.787	246.5	11:19.961
6	2:15.686	40.203	59.317	36.166	244.3	13:54.420	6	2:12.966	39.826	57.449	35.691	243.7	13:32.927
7	2:14.686	39.715	58.918	36.053	243.7	16:09.106	7	2:13.135	39.815	57.478	35.842	246.0	15:46.062
8	2:14.660	40.183		2:50.713	243.7	18:23.766	8	2:13.248	39.808	57.661	35.779	245.4	17:59.310
9	2:14.981	40.088	58.638	36.255	243.2	20:38.747	9	2:13.086	39.721	57.518	35.847	244.8	20:12.396
10	2:14.381	39.911	58.425	36.045	245.4	22:53.128	10	2:13.202	39.740	57.534	35.928	245.4	22:25.598
11	2:14.759	39.631		2:50.804	243.2	25:07.887	11	2:13.502	39.843	57.833	35.826	243.7	24:39.100
12	2:15.648	40.377		5:06.452	238.4	27:23.535	12	2:15.001	39.784	59.276	35.941	244.3	26:54.101
13	2:22.174	40.429	1:05.507	36.238	237.3	29:45.709	13	2:21.480	39.602	1:05.856	36.022	246.0	29:15.581

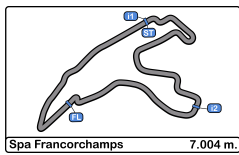
7 Jack Doohan R Dallara F317 HWA **14** Yuki Tsunoda R Dallara F317 Spiess
Double R Team Motopark

Lap D	Time	Sector 1	Sector 2	Sector 3	T. Spd	Elapsed	Lap D	Time	Sector 1	Sector 2	Sector 3	T. Spd	Elapsed
1	2:20.823	42.525	1:02.075	36.223	234.7	2:20.823	1	2:17.989	41.374	1:00.687	35.928	248.8	2:17.989
2	2:15.669	40.095	59.948	35.626	242.1	4:36.492	2	2:13.489	39.951	58.035	35.503	248.2	4:31.478
3	2:14.530	39.576	59.051	35.903	246.5	6:51.022	3	2:13.377	39.547	58.243	35.587	250.0	6:44.855
4	2:14.387	39.341	59.484	35.562	242.6	9:05.409	4	2:16.054	39.509	1:00.971	35.574	247.1	9:00.909
5	2:12.849	39.608	57.574	35.667	244.8	11:18.258	5	2:12.693	39.444	57.774	35.475	251.1	11:13.602
6	2:12.260	39.734	57.079	35.447	243.2	13:30.518	6	2:12.475	39.620	57.336	35.519	246.5	13:26.077
7	2:12.253	39.536	57.181	35.536	247.1	15:42.771	7	2:12.216	39.541	57.025	35.650	247.7	15:38.293
8	2:12.530	39.489	57.450	35.591	247.7	17:55.301	8	2:12.089	39.464	57.139	35.486	248.2	17:50.382
9	2:12.765	39.610	57.451	35.704	246.5	20:08.066	9	2:12.317	39.478	57.285	35.554	247.7	20:02.699
10	2:12.791	39.583	57.535	35.673	246.5	22:20.857	10	2:12.456	39.547	57.332	35.577	247.7	22:15.155
11	2:13.077	39.662	57.787	35.628	244.8	24:33.934	11	2:12.575	39.466	57.482	35.627	246.5	24:27.730
12	2:13.303	39.558	58.002	35.743	245.4	26:47.237	12	2:12.825	39.561	57.573	35.691	247.1	26:40.555
13	2:20.354	39.809	1:04.700	35.845	243.7	29:07.591	13	2:20.355	39.624	1:04.769	35.962	246.0	29:00.910

8 Lukas Dunner Dallara F317 HWA
Teo Martin Motorsport

Lap D	Time	Sector 1	Sector 2	Sector 3	T. Spd	Elapsed
1	3:06.987 P	42.519	1:27.016	57.452	225.9	3:06.987
2	3:32.304	1:52.632	1:01.990	37.682	222.2	6:39.291
3	2:52.759 P	41.578	1:18.853	52.328	226.4	9:32.050





Spa Francorchamps
Euroformula Open
Race - 1
Lap Analysis



18 Julian Hanses Dallara F317 Spiess **26** Linus Lundqvist R Dallara F317 HWA

Team Motopark

Double R

Lap D	Time	Sector 1	Sector 2	Sector 3	T. Spd	Elapsed	Lap D	Time	Sector 1	Sector 2	Sector 3	T. Spd	Elapsed
1	2:22.697	43.222	1:03.404	36.071	246.5	2:22.697	1	2:21.296	42.714	1:02.575	36.007	245.4	2:21.296
2	2:15.875	39.910	1:00.315	35.650	242.1	4:38.572	2	2:15.987	39.787	1:00.470	35.730	250.5	4:37.283
3	2:15.177	39.443	59.918	35.816	251.7	6:53.749	3	2:16.337	39.893	1:00.421	36.023	247.7	6:53.620
4	2:15.099	39.204	1:00.228	35.667	246.5	9:08.848	4	2:17.005	39.463	1:01.559	35.983	250.0	9:10.625
5	2:13.614	39.526	58.519	35.569	250.0	11:22.462	5	2:14.539	39.808	58.836	35.895	244.3	11:25.164
6	2:12.864	39.188	58.204	35.472	245.4	13:35.326	6	2:14.384	39.901	58.819	35.664	242.1	13:39.548
7	2:12.847	39.388	57.955	35.504	250.5	15:48.173	7	2:13.388	39.543	58.175	35.670	250.0	15:52.936
8	2:13.290	39.778	57.836	35.676	246.0	18:01.463	8	2:13.758	39.446	58.646	35.666	250.0	18:06.694
9	2:12.774	39.643	57.450	35.681	248.2	20:14.237	9	2:13.576	39.400	58.441	35.735	248.2	20:20.270
10	2:12.642	39.674	57.310	35.658	248.2	22:26.879	10	2:14.269	39.295	58.859	36.115	250.5	22:34.539
11	2:12.695	39.486	57.539	35.670	250.0	24:39.574	11	2:13.861	39.621	58.392	35.848	244.8	24:48.400
12	2:12.757	39.233	57.845	35.679	247.1	26:52.331	12	2:14.211	39.692	58.782	35.737	246.5	27:02.611
13	2:18.347	39.681	1:02.803	35.863	244.8	29:10.678	13	2:20.784	39.475	1:05.226	36.083	248.8	29:23.395

20 Cameron Das Dallara F317 HWA **28** Stefano Leaney R Dallara F317 HWA

Fortec Motorsport

CF Racing

Lap D	Time	Sector 1	Sector 2	Sector 3	T. Spd	Elapsed	Lap D	Time	Sector 1	Sector 2	Sector 3	T. Spd	Elapsed
1	2:24.260	45.075	1:03.279	35.906	255.3	2:24.260	1	2:27.011	46.297	1:03.629	37.085	246.5	2:27.011
2	2:35.515 P	43.073	1:07.645	44.797	231.7	4:59.775	2	2:19.505	41.659	1:01.484	36.362	246.5	4:46.516
3	3:10.399	1:30.413	1:03.507	36.479	235.8	8:10.174	3	2:17.545	40.165	1:00.588	36.792	241.0	7:04.061
4	2:17.037	40.480	1:00.208	36.349	235.8	10:27.211	4	2:18.866	40.408	1:01.680	36.778	238.9	9:22.927
5	2:14.399	40.171	58.300	35.928	236.8	12:41.610	5	2:16.610	40.835	59.449	36.326	243.7	11:39.537
6	2:14.542	40.181	58.275	36.086	238.4	14:56.152	6	2:16.292	40.024	59.791	36.477	244.8	13:55.829
7	2:14.504	40.049	58.430	36.025	240.0	17:10.656	7	2:15.713	40.206	59.019	36.488	241.6	16:11.542
8	2:14.741	39.968	58.734	36.039	238.9	19:25.397	8	2:15.430	40.084	59.036	36.310	242.1	18:26.972
9	2:15.433	40.074	59.328	36.031	240.0	21:40.830	9	2:15.777	40.092	59.338	36.347	243.7	20:42.749
10	2:14.771	40.087	58.627	36.057	239.4	23:55.601	10	2:16.293	40.228	59.600	36.465	243.7	22:59.042
11	2:15.345	40.041	58.794	36.510	238.4	26:10.946	11	2:15.574	40.156	58.880	36.538	241.0	25:14.616
12	2:19.246	40.104	1:02.995	36.147	238.9	28:30.192	12	2:16.671	40.241	59.855	36.575	242.1	27:31.287
13	2:20.575	40.093	1:04.439	36.043	238.4	30:50.767	13	2:22.806	40.237	1:06.145	36.424	242.1	29:54.093

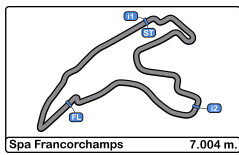
21 Calan Williams Dallara F317 HWA **29** Stuart Wiltshire R Dallara F317 HWA

Fortec Motorsport

CF Racing

Lap D	Time	Sector 1	Sector 2	Sector 3	T. Spd	Elapsed	Lap D	Time	Sector 1	Sector 2	Sector 3	T. Spd	Elapsed
1	2:27.559	44.665	1:04.669	38.225	247.7	2:27.559	1	2:29.403	45.737	1:06.849	36.817	240.0	2:29.403
2	2:18.023	40.727	1:01.116	36.180	246.0	4:45.582	2	2:20.285	41.192	1:02.367	36.726	246.5	4:49.688
3	2:16.763	40.371	59.879	36.513	242.6	7:02.345	3	2:22.239	40.188	1:04.193	37.858	243.2	7:11.927
4	2:16.072	40.139	59.929	36.004	239.4	9:18.417	4	2:22.350	40.316	1:04.396	37.638	240.0	9:34.277
5	2:15.103	40.072	58.907	36.124	241.6	11:33.520	5	2:19.022	40.663	1:01.538	36.821	239.4	11:53.299
6	2:14.111	40.073	58.196	35.842	241.0	13:47.631	6	2:18.508	40.451	1:01.276	36.781	239.4	14:11.807
7	2:14.006	39.983	58.098	35.925	242.1	16:01.637	7	2:17.741	40.320	1:00.807	36.614	240.5	16:29.548
8	2:14.176	39.823	58.381	35.972	242.6	18:15.813	8	2:18.727	40.401	1:01.458	36.868	240.5	18:48.275
9	2:14.330	39.717	58.500	36.113	242.1	20:30.143	9	2:18.734	40.284	1:01.234	37.216	240.5	21:07.009
10	2:14.745	39.736	58.755	36.254	242.6	22:44.888	10	2:18.914	40.368	1:01.824	36.722	240.0	23:25.923
11	2:14.578	39.846	58.683	36.049	241.0	24:59.466	11	2:19.224	40.383	1:01.916	36.925	240.0	25:45.147
12	2:15.090	39.816	59.133	36.141	241.6	27:14.556	12	2:20.781	40.388	1:03.326	37.067	238.4	28:05.928
13	2:24.089	39.868	1:07.960	36.261	241.0	29:38.645	13	2:24.721	40.700	1:07.132	36.889	237.3	30:30.649





Spa Francorchamps
Euroformula Open
Race - 1
Lap Analysis



30

Liam Lawson

R

Dallara F317 Spiess

51

Aldo Festante

Dallara F317 HWA

Team Motopark

Teo Martin Motorsport

Lap	D	Time	Sector 1	Sector 2	Sector 3	T. Spd	Elapsed	Lap	D	Time	Sector 1	Sector 2	Sector 3	T. Spd	Elapsed
1		2:20.353	42.702	1:01.626	36.025	242.6	2:20.353	1		2:27.434	45.074	1:05.490	36.870	244.8	2:27.434
2		2:15.382	40.589	59.198	35.595	242.1	4:35.735	2		2:19.515	41.423	1:01.804	36.288	246.5	4:46.949
3		2:13.747	39.385	58.637	35.725	247.1	6:49.482	3		2:17.413	39.843	1:01.088	36.482	247.1	7:04.362
4		2:14.758	39.718	59.455	35.585	243.2	9:04.240	4		2:17.209	40.170	1:00.789	36.250	239.4	9:21.571
5		2:12.601	39.706	57.441	35.454	245.4	11:16.841	5		2:15.557	40.283	58.982	36.292	240.0	11:37.128
6		2:12.399	39.642	57.303	35.454	244.3	13:29.240	6		2:15.083	40.309	58.648	36.126	238.4	13:52.211
7		2:12.339	39.640	57.144	35.555	247.1	15:41.579	7		2:15.122	40.444	58.477	36.201	237.8	16:07.333
8		2:12.326	39.476	57.308	35.542	247.7	17:53.905	8		2:14.725	40.489	57.881	36.355	237.8	18:22.058
9		2:12.430	39.587	57.282	35.561	246.5	20:06.335	9		2:15.117	40.374	58.261	36.482	237.3	20:37.175
10		2:12.896	39.664	57.527	35.705	247.1	22:19.231	10		2:15.188	40.358	58.321	36.509	237.8	22:52.363
11		2:13.111	39.619	57.747	35.745	246.0	24:32.342	11		2:17.095	40.512	1:00.230	36.353	236.8	25:09.458
12		2:13.398	39.607	58.130	35.661	245.4	26:45.740	12		2:16.571	40.291	59.812	36.468	240.0	27:26.029
13		2:18.580	39.575	1:03.020	35.985	244.8	29:04.320	13		2:24.035	40.442	1:06.230	37.363	237.3	29:50.064

31

Billy Monger

R

Dallara F317 Spiess

63

Nicolai Kjaergaard

R

Dallara F317 Spiess

Carlin Motorsport

Carlin Motorsport

Lap	D	Time	Sector 1	Sector 2	Sector 3	T. Spd	Elapsed	Lap	D	Time	Sector 1	Sector 2	Sector 3	T. Spd	Elapsed
1		2:23.506	44.838	1:02.723	35.945	251.7	2:23.506	1		2:23.874	44.607	1:02.697	36.570	246.0	2:23.874
2		2:15.926	40.338	59.712	35.876	246.5	4:39.432	2		3:09.385 P	53.128	1:20.924	55.333	171.4	5:33.259
3		2:15.503	39.984	59.441	36.078	247.1	6:54.935	3		2:56.725	1:16.010	1:03.858	36.857	229.7	8:29.984
4		2:16.920	39.837	1:00.296	36.787	245.4	9:11.855	4		2:17.085	41.160	59.603	36.322	232.7	10:47.069
5		2:15.682	39.690	59.917	36.075	252.3	11:27.537	5		2:15.091	40.759	58.166	36.166	234.7	13:02.160
6		2:14.069	40.139	57.994	35.936	242.6	13:41.606	6		2:14.361	40.614	57.644	36.103	236.3	15:16.521
7		2:13.378	40.167	57.462	35.749	243.2	15:54.984	7		2:14.201	40.620	57.325	36.256	238.4	17:30.722
8		2:13.454	39.996	57.572	35.886	244.3	18:08.438	8		2:13.744	40.352	57.191	36.201	237.8	19:44.466
9		2:13.364	39.852	57.618	35.894	244.3	20:21.802	9		2:14.431	40.404	57.855	36.172	238.9	21:58.897
10		2:13.374	39.862	57.622	35.890	246.0	22:35.176	10		2:14.480	40.448	57.806	36.226	238.4	24:13.377
11		2:15.066	39.423	59.818	35.825	250.5	24:50.242	11		2:14.706	40.444	58.098	36.164	237.8	26:28.083
12		2:13.593	39.300	58.307	35.986	247.7	27:03.835	12			40.586			237.8	
13		2:19.760	39.918	1:04.066	35.776	243.7	29:23.595								

33

Marino Sato

Dallara F317 Spiess

66

Franco Colapinto

R

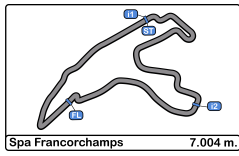
Dallara F317 Piedrafita

Drivex School

Team Motopark

Lap	D	Time	Sector 1	Sector 2	Sector 3	T. Spd	Elapsed	Lap	D	Time	Sector 1	Sector 2	Sector 3	T. Spd	Elapsed
1		2:17.311	41.153	1:00.357	35.801	240.0	2:17.311	1		2:24.614	45.360	1:02.652	36.602	247.1	2:24.614
2		2:13.407	40.198	57.718	35.491	242.6	4:30.718	2		2:19.036	42.715	59.976	36.345	235.8	4:43.650
3		2:13.001	39.695	57.832	35.474	243.7	6:43.719	3		2:18.655	40.722	1:00.629	37.304	237.8	7:02.305
4		2:16.620	39.358	1:01.599	35.663	245.4	9:00.339	4		2:17.634	40.412	1:00.867	36.355	241.6	9:19.939
5		2:12.394	39.627	57.352	35.415	244.3	11:12.733	5		2:16.729	40.609	59.743	36.377	238.4	11:36.668
6		2:12.021	39.639	57.050	35.332	243.2	13:24.754	6		2:17.204	40.914	59.994	36.296	236.8	13:53.872
7		2:11.790	39.483	56.902	35.405	244.8	15:36.544	7		2:15.949	40.373	59.551	36.025	240.0	16:09.821
8		2:11.738	39.412	56.940	35.386	245.4	17:48.282	8		2:16.047	40.075	59.060	36.912	246.0	18:25.868
9		2:12.090	39.490	57.097	35.503	245.4	20:00.372	9		2:15.818	40.341	59.004	36.473	240.5	20:41.686
10		2:12.271	39.458	57.336	35.477	246.0	22:12.643	10		2:15.794	40.503	58.956	36.335	238.9	22:57.480
11		2:12.532	39.463	57.515	35.554	246.0	24:25.175	11		2:15.827	40.476	58.921	36.430	237.8	25:13.307
12		2:12.657	39.394	57.846	35.417	245.4	26:37.832	12		2:17.038	40.835	59.719	36.484	236.3	27:30.345
13		2:20.104	39.489	1:04.684	35.931	245.4	28:57.936	13		2:22.635	40.588	1:05.531	36.516	235.8	29:52.980





Spa Francorchamps
Euroformula Open
Race - 1
Lap Analysis



77

Guilherme Samaia

Dallara F317 HWA

Teo Martin Motorsport

Lap	D	Time	Sector 1	Sector 2	Sector 3	T. Spd	Elapsed
1		2:23.664	44.097	1:02.947	36.620	244.8	2:23.664
2		2:16.996	40.247	1:00.517	36.232	248.2	4:40.660
3		2:15.112	39.812	59.515	35.785	246.0	6:55.772
4		2:15.962	39.393	1:00.365	36.204	248.8	9:11.734
5		2:13.752	39.758	58.447	35.547	242.6	11:25.486
6		2:13.069	39.539	57.861	35.669	243.2	13:38.555
7		2:13.249	39.965	57.555	35.729	243.2	15:51.804
8		2:13.764	39.818	58.089	35.857	244.3	18:05.568
9		2:13.860	39.682	58.377	35.801	243.7	20:19.428
10		2:14.979	39.661	58.738	36.580	246.5	22:34.407
11		2:15.371	39.825	59.595	35.951	248.8	24:49.778
12		2:16.468	39.869	1:00.514	36.085	247.7	27:06.246
13		2:22.432	39.798	1:06.193	36.441	242.6	29:28.678

99

Rui Andrade

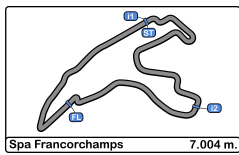
R

Dallara F317 HWA

Drivex School

Lap	D	Time	Sector 1	Sector 2	Sector 3	T. Spd	Elapsed
1		2:29.802	46.282	1:06.621	36.899	233.7	2:29.802
2		2:20.311	40.678	1:02.806	36.827	244.3	4:50.113
3		2:18.814	40.130	1:02.221	36.463	241.0	7:08.927
4		2:16.950	40.209	1:00.206	36.535	240.5	9:25.877
5		2:15.333	40.009	59.139	36.185	242.1	11:41.210
6		2:15.322	40.041	58.902	36.379	244.3	13:56.532
7		2:15.615	39.781	59.297	36.537	247.1	16:12.147
8		2:15.312	39.933	59.121	36.258	238.9	18:27.459
9		2:17.030	39.719	1:01.267	36.044	242.1	20:44.489
10		2:33.671	39.937	1:17.184	36.550	244.8	23:18.160
11		2:16.035	40.498	59.084	36.453	238.9	25:34.195
12		2:17.507	40.580	1:00.279	36.648	237.8	27:51.702
13		2:23.068	40.577	1:05.811	36.680	236.8	30:14.770





Spa Francorchamps
Euroformula Open
Race - 1
Analysis by Lap



Num	Lap Time	Gap
-----	----------	-----

Lap 1

33	2:17.311	
14	2:17.989	00.678
30	2:20.353	03.042
12	2:20.640	03.329
7	2:20.823	03.512
26	2:21.296	03.985
1	2:22.131	04.820
11	2:22.307	04.996
18	2:22.697	05.386
31	2:23.506	06.195
77	2:23.664	06.353
63	2:23.874	06.563
20	2:24.260	06.949
66	2:24.614	07.303
3	2:26.549	09.238
28	2:27.011	09.700
51	2:27.434	10.123
21	2:27.559	10.248
29	2:29.403	12.092
99	2:29.802	12.491
8	3:06.987	49.676

Num	Lap Time	Gap
-----	----------	-----

Lap 2

33	2:13.407	
14	2:13.489	00.760
12	2:14.567	04.489
30	2:15.382	05.017
7	2:15.669	05.774
26	2:15.987	06.565
11	2:15.389	06.978
1	2:15.989	07.402
18	2:15.875	07.854
31	2:15.926	08.714
77	2:16.996	09.942
66	2:19.036	12.932
21	2:18.023	14.864
3	2:19.055	14.886
28	2:19.505	15.798
51	2:19.515	16.231

29	2:20.285	18.970
99	2:20.311	19.395
20	2:35.515	29.057
63	3:09.385	1:02.541
8	3:32.304	2:08.573

Num	Lap Time	Gap
-----	----------	-----

Lap 3

33	2:13.001	
14	2:13.377	01.136
30	2:13.747	05.763
12	2:15.484	06.972
7	2:14.530	07.303
11	2:14.776	08.753
1	2:14.523	08.924
26	2:16.337	09.901
18	2:15.177	10.030
31	2:15.503	11.216
77	2:15.112	12.053
66	2:18.655	18.586
21	2:16.763	18.626
28	2:17.545	20.342
51	2:17.413	20.643
3	2:19.352	21.237
99	2:18.814	25.208
29	2:22.239	28.208
20	3:10.399	1:26.455
63	2:56.725	1:46.265

Num	Lap Time	Gap
-----	----------	-----

Lap 4

33	2:16.620	
14	2:16.054	00.570
30	2:14.758	03.901
7	2:14.387	05.070
12	2:15.889	06.241
11	2:15.243	07.376
1	2:15.771	08.075
18	2:15.099	08.509
26	2:17.005	10.286
77	2:15.962	11.395
31	2:16.920	11.516
21	2:16.072	18.078

66	2:17.634	19.600
51	2:17.209	21.232
3	2:17.692	22.309
28	2:18.866	22.588
99	2:16.950	25.538

Num	Lap Time	Gap
-----	----------	-----

Lap 5

8	2:52.759	1 Lap
29	2:22.350	33.938
20	2:17.037	1:26.872
63	2:17.085	1:46.730

Num	Lap Time	Gap
-----	----------	-----

Lap 6

33	2:12.394	
14	2:12.693	00.869
30	2:12.601	04.108
7	2:12.849	05.525
12	2:13.381	07.228
11	2:13.471	08.453
1	2:13.504	09.185
18	2:13.614	09.729
26	2:14.539	12.431
77	2:13.752	12.753
31	2:15.682	14.804
21	2:15.103	20.787
66	2:16.729	23.935
51	2:15.557	24.395
3	2:16.086	26.001
28	2:16.610	26.804
99	2:15.333	28.477
29	2:19.022	40.566
20	2:14.399	1:28.877
63	2:15.091	1:49.427

Num	Lap Time	Gap
-----	----------	-----

Lap 7

33	2:12.021	
14	2:12.475	01.323
30	2:12.399	04.486
7	2:12.260	05.764
12	2:12.966	08.173
11	2:13.425	09.857
18	2:12.864	10.572
1	2:14.027	11.191

77	2:13.069	13.801
26	2:14.384	14.794
31	2:14.069	16.852
21	2:14.111	22.877
51	2:15.083	27.457
66	2:17.204	29.118
3	2:15.686	29.666
28	2:16.292	31.075
99	2:15.322	31.778
29	2:18.508	47.053
20	2:14.542	1:31.398
63	2:14.361	1:51.767

Num	Lap Time	Gap
-----	----------	-----

Lap 8

18	2:13.290	13.181
1	2:14.532	15.275
11	2:15.745	15.338
77	2:13.764	17.286
26	2:13.758	18.412
31	2:13.454	20.156
21	2:14.176	27.531
51	2:14.725	33.776
3	2:14.660	35.484
66	2:16.047	37.586
28	2:15.430	38.690
99	2:15.312	39.177
29	2:18.727	59.993

Num	Lap Time	Gap
-----	----------	-----

Lap 9

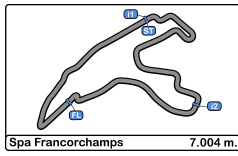
20	2:14.741	1:37.115
63	2:13.744	1:56.184
14	2:12.216	01.749
30	2:12.339	05.035
7	2:12.253	06.227
12	2:13.135	09.518
11	2:13.264	11.331
18	2:12.847	11.629
1	2:13.080	12.481
77	2:13.249	15.260
26	2:13.388	16.392
31	2:13.378	18.440
21	2:14.006	25.093
51	2:15.122	30.789
3	2:14.686	32.562
66	2:15.949	33.277
28	2:15.713	34.998
99	2:15.615	35.603
29	2:17.741	53.004
20	2:14.504	1:34.112
63	2:14.201	1:54.178

Num	Lap Time	Gap
-----	----------	-----

Lap 10

29	2:18.734	1:06.637
20	2:15.433	1:40.458
63	2:14.431	1:58.525
33	2:12.271	
14	2:12.456	02.512





Spa Francorchamps
Euroformula Open
Race - 1
Analysis by Lap



Num	Lap Time	Gap
30	2:12.896	06.588
7	2:12.791	08.214
12	2:13.202	12.955
18	2:12.642	14.236
1	2:13.399	18.982
11	2:14.554	19.604
77	2:14.979	21.764
26	2:14.269	21.896
31	2:13.374	22.533
21	2:14.745	32.245
51	2:15.188	39.720
3	2:14.381	40.485
66	2:15.794	44.837
28	2:16.293	46.399
99	2:33.671	1:05.517
29	2:18.914	1:13.280
20	2:14.771	1:42.958
63	2:14.480	2:00.734

Lap 12

33	2:12.657	
14	2:12.825	02.723
30	2:13.398	07.908
7	2:13.303	09.405
18	2:12.757	14.499
12	2:15.001	16.269
1	2:14.541	22.959
11	2:14.602	23.782
26	2:14.211	24.779
31	2:13.593	26.003
77	2:16.468	28.414
21	2:15.090	36.724
3	2:15.648	45.703
51	2:16.571	48.197
66	2:17.038	52.513
28	2:16.671	53.455

Num	Lap Time	Gap
99	2:17.507	1:13.870
29	2:20.781	1:28.096
20	2:19.246	1:52.360

Lap 11

33	2:12.532	
14	2:12.575	02.555
30	2:13.111	07.167
7	2:13.077	08.759
12	2:13.502	13.925
18	2:12.695	14.399
1	2:14.625	21.075
11	2:14.765	21.837
26	2:13.861	23.225
77	2:15.371	24.603
31	2:15.066	25.067
21	2:14.578	34.291
3	2:14.759	42.712
51	2:17.095	44.283
66	2:15.827	48.132
28	2:15.574	49.441
99	2:16.035	1:09.020
29	2:19.224	1:19.972
20	2:15.345	1:45.771
63	2:14.706	2:02.908

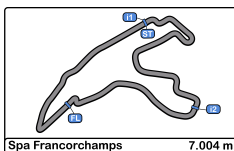
Num	Lap Time	Gap
99	2:17.507	1:13.870
29	2:20.781	1:28.096
20	2:19.246	1:52.360

Lap 13

33	2:20.104	
14	2:20.355	02.974
30	2:18.580	06.384
7	2:20.354	09.655
18	2:18.347	12.742
12	2:21.480	17.645
1	2:20.363	23.218
11	2:21.277	24.955
26	2:20.784	25.459
31	2:19.760	25.659
77	2:22.432	30.742
21	2:24.089	40.709
3	2:22.174	47.773
51	2:24.035	52.128
66	2:22.635	55.044
28	2:22.806	56.157
99	2:23.068	1:16.834
29	2:24.721	1:32.713

20 2:20.575 1:52.831



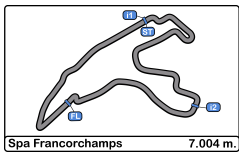


Spa Francorchamps
Euroformula Open
Race - 1
Best Sectors Results



Sector - 1				Sector - 2				Sector - 3				Ideal Lap vs Best Lap				
Clas	Nº	Driver	Time	Nº	Driver	Time	Nº	Driver	Time	Clas	Nº	Driver	Ideal Lap	Best Lap	Clas	
1	1	Javier Gonzalez	39.086	33	Marino Sato	56.902	33	Marino Sato	35.332	1	33	Marino Sato	2:11.592	2:11.738	1	
2	18	Julian Hanses	39.188	14	Yuki Tsunoda	57.025	1	Javier Gonzalez	35.417	2	7	Jack Doohan	2:11.867	2:12.253	3	
3	26	Linus Lundqvist	39.295	7	Jack Doohan	57.079	7	Jack Doohan	35.447	3	14	Yuki Tsunoda	2:11.944	2:12.089	2	
4	31	Billy Monger	39.300	30	Liam Lawson	57.144	30	Liam Lawson	35.454	4	18	Julian Hanses	2:11.970	2:12.642	5	
5	7	Jack Doohan	39.341	63	Nicolai Kjaergaard	57.191	18	Julian Hanses	35.472	5	30	Liam Lawson	2:11.983	2:12.326	4	
6	33	Marino Sato	39.358	18	Julian Hanses	57.310	14	Yuki Tsunoda	35.475	6	1	Javier Gonzalez	2:12.389	2:13.080	8	
7	30	Liam Lawson	39.385	12	Christian Hahn	57.449	77	Guilherme Samaia	35.547	7	77	Guilherme Samaia	2:12.495	2:13.069	7	
8	77	Guilherme Samaia	39.393	11	Teppei Natori	57.458	12	Christian Hahn	35.601	8	31	Billy Monger	2:12.511	2:13.364	10	
9	11	Teppei Natori	39.396	31	Billy Monger	57.462	11	Teppei Natori	35.663	9	11	Teppei Natori	2:12.517	2:13.264	9	
10	14	Yuki Tsunoda	39.444	77	Guilherme Samaia	57.555	26	Linus Lundqvist	35.664	10	12	Christian Hahn	2:12.652	2:12.966	6	
11	12	Christian Hahn	39.602	51	Aldo Festante	57.881	31	Billy Monger	35.749	11	26	Linus Lundqvist	2:13.134	2:13.388	11	
12	3	Pierre Louis Chovet	39.631	1	Javier Gonzalez	57.886	21	Calan Williams	35.842	12	63	Nicolai Kjaergaard	2:13.646	2:13.744	12	
13	21	Calan Williams	39.717	21	Calan Williams	58.098	20	Cameron Das	35.906	13	21	Calan Williams	2:13.657	2:14.006	13	
14	99	Rui Andrade	39.719	26	Linus Lundqvist	58.175	66	Franco Colapinto	36.025	14	51	Aldo Festante	2:13.850	2:14.725	16	
15	51	Aldo Festante	39.843	20	Cameron Das	58.275	99	Rui Andrade	36.044	15	3	Pierre Louis Chovet	2:14.101	2:14.381	14	
16	20	Cameron Das	39.968	3	Pierre Louis Chovet	58.425	3	Pierre Louis Chovet	36.045	16	20	Cameron Das	2:14.149	2:14.399	15	
17	28	Stefano Leaney	40.024	28	Stefano Leaney	58.880	63	Nicolai Kjaergaard	36.103	17	99	Rui Andrade	2:14.665	2:15.312	17	
18	66	Franco Colapinto	40.075	99	Rui Andrade	58.902	51	Aldo Festante	36.126	18	66	Franco Colapinto	2:15.021	2:15.794	19	
19	29	Stuart Wiltshire	40.188	66	Franco Colapinto	58.921	28	Stefano Leaney	36.310	19	28	Stefano Leaney	2:15.214	2:15.430	18	
20	63	Nicolai Kjaergaard	40.352	29	Stuart Wiltshire	1:00.807	29	Stuart Wiltshire	36.614	20	29	Stuart Wiltshire	2:17.609	2:17.741	20	
21	8	Lukas Dunner	41.578	8	Lukas Dunner	1:01.990	8	Lukas Dunner	37.682	21	8	Lukas Dunner	2:21.250	2:52.759	21	



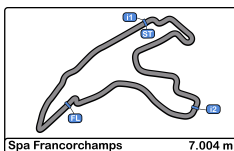


Spa Francorchamps
Euroformula Open
Race - 1
Leader Sequence



<u>Nº</u>	<u>Entrant</u>	<u>Nat</u>	<u>Driver</u>	<u>Nat</u>	<u>Cat</u>	<u>Chassis</u>	<u>Team</u>	<u>Start Lap</u>	<u>End Lap</u>	<u>Laps</u>	<u>Total Laps</u>
33	Team Motopark	 DEU	Marino Sato	 JPN		Dallara F317 Spiess	Team Motopark	1	13	13	13



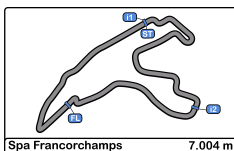


Spa Francorchamps
Euroformula Open
Race - 1
Best 5 Lap Times



Cls	Nº	Entrant	Nat	Driver	Nat	Cat	Cls	Chassis - Engine	Team	Best 1		Best 2		Best 3		Best 4		Best 5	
										Time	Lap	Time	Lap	Time	Lap	Time	Lap	Time	Lap
1	33	Team Motopark	DEU	Marino Sato	JPN			Dallara F317 Spiess	Team Motopark	2:11.738	8	2:11.790	7	2:12.021	6	2:12.090	9	2:12.271	10
2	14	Team Motopark	DEU	Yuki Tsunoda	JPN	R	1	Dallara F317 Spiess	Team Motopark	2:12.089	8	2:12.216	7	2:12.317	9	2:12.456	10	2:12.475	6
3	7	Double R	GBR	Jack Doohan	AUS	R	2	Dallara F317 HWA	Double R	2:12.253	7	2:12.260	6	2:12.530	8	2:12.765	9	2:12.791	10
4	30	Team Motopark	DEU	Liam Lawson	NZL	R	3	Dallara F317 Spiess	Team Motopark	2:12.326	8	2:12.339	7	2:12.399	6	2:12.430	9	2:12.601	5
5	18	Team Motopark	DEU	Julian Hanes	DEU			Dallara F317 Spiess	Team Motopark	2:12.642	10	2:12.695	11	2:12.757	12	2:12.774	9	2:12.847	7
6	12	Carlin Motorsport	GBR	Christian Hahn	BRA			Dallara F317 Spiess	Carlin Motorsport	2:12.966	6	2:13.086	9	2:13.135	7	2:13.202	10	2:13.248	8
7	77	Teo Martin Motorsport	ESP	Guilherme Samaia	BRA			Dallara F317 HWA	Teo Martin Motorsport	2:13.069	6	2:13.249	7	2:13.752	5	2:13.764	8	2:13.860	9
8	1	RP Motorsport	ITA	Javier Gonzalez	MEX	R	4	Dallara F317 Spiess	RP Motorsport	2:13.080	7	2:13.399	10	2:13.504	5	2:14.027	6	2:14.523	3
9	11	Carlin Motorsport	GBR	Teppei Natori	JPN	R	5	Dallara F317 Spiess	Carlin Motorsport	2:13.264	7	2:13.425	6	2:13.471	5	2:14.073	9	2:14.554	10
10	31	Carlin Motorsport	GBR	Billy Monger	GBR	R	6	Dallara F317 Spiess	Carlin Motorsport	2:13.364	9	2:13.374	10	2:13.378	7	2:13.454	8	2:13.593	12
11	26	Double R	GBR	Linus Lundqvist	SWE	R	7	Dallara F317 HWA	Double R	2:13.388	7	2:13.576	9	2:13.758	8	2:13.861	11	2:14.211	12
12	63	Carlin Motorsport	GBR	Nicolai Kjaergaard	DNK	R	8	Dallara F317 Spiess	Carlin Motorsport	2:13.744	8	2:14.201	7	2:14.361	6	2:14.431	9	2:14.480	10
13	21	Fortec Motorsport	GBR	Calan Williams	AUS			Dallara F317 HWA	Fortec Motorsport	2:14.006	7	2:14.111	6	2:14.176	8	2:14.330	9	2:14.578	11
14	3	RP Motorsport	ITA	Pierre Louis Chovet	FRA	R	9	Dallara F317 Spiess	RP Motorsport	2:14.381	10	2:14.660	8	2:14.686	7	2:14.759	11	2:14.981	9
15	20	Fortec Motorsport	GBR	Cameron Das	USA			Dallara F317 HWA	Fortec Motorsport	2:14.399	5	2:14.504	7	2:14.542	6	2:14.741	8	2:14.771	10
16	51	Teo Martin Motorsport	ESP	Aldo Festante	ITA			Dallara F317 HWA	Teo Martin Motorsport	2:14.725	8	2:15.083	6	2:15.117	9	2:15.122	7	2:15.188	10
17	99	Drivex School	ESP	Rui Andrade	AGO	R	10	Dallara F317 HWA	Drivex School	2:15.312	8	2:15.322	6	2:15.333	5	2:15.615	7	2:16.035	11
18	28	Stefano Leaney / CF	GBR	Stefano Leaney	GBR	R	11	Dallara F317 HWA	CF Racing	2:15.430	8	2:15.574	11	2:15.713	7	2:15.777	9	2:16.292	6
19	66	Drivex School	ESP	Franco Colapinto	ARG	R	12	Dallara F317 Piedrafita	Drivex School	2:15.794	10	2:15.818	9	2:15.827	11	2:15.949	7	2:16.047	8
20	29	Stuart Wiltshire / CF	GBR	Stuart Wiltshire	GBR	R	13	Dallara F317 HWA	CF Racing	2:17.741	7	2:18.508	6	2:18.727	8	2:18.734	9	2:18.914	10
21	8	Teo Martin Motorsport	ESP	Lukas Dunner	AUT			Dallara F317 HWA	Teo Martin Motorsport	2:52.759	3	3:06.987	1	3:32.304	2				



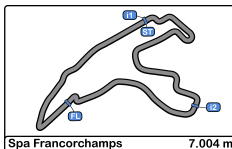


Spa Francorchamps
Euroformula Open
Race - 1
Best 5 Top Speeds



Cls	Nº	Entrant	Nat	Driver	Nat	Cat	Cls	Chassis - Engine	Team	Top 1		Top 2		Top 3		Top 4		Top 5		Avg
										Km/h	Lap	Km/h	Lap	Km/h	Lap	Km/h	Lap	Km/h	Lap	
1	3	RP Motorsport	ITA	Pierre Louis Chovet	FRA	R	1	Dallara F317 Spiess	RP Motorsport	255.9	1	247.1	4	245.4	10	244.3	2	244.3	6	247.4
2	20	Fortec Motorsport	GBR	Cameron Das	USA			Dallara F317 HWA	Fortec Motorsport	255.3	1	240.0	7	240.0	9	239.4	10	238.9	8	242.7
3	1	RP Motorsport	ITA	Javier Gonzalez	MEX	R	2	Dallara F317 Spiess	RP Motorsport	253.5	5	250.5	8	250.0	1	250.0	7	249.4	4	250.7
4	31	Carlin Motorsport	GBR	Billy Monger	GBR	R	3	Dallara F317 Spiess	Carlin Motorsport	252.3	5	251.7	1	250.5	11	247.7	12	247.1	3	249.9
5	18	Team Motopark	DEU	Julian Hanses	DEU			Dallara F317 Spiess	Team Motopark	251.7	3	250.5	7	250.0	5	250.0	11	248.2	9	250.1
6	14	Team Motopark	DEU	Yuki Tsunoda	JPN	R	4	Dallara F317 Spiess	Team Motopark	251.1	5	250.0	3	248.8	1	248.2	2	248.2	8	249.3
7	26	Double R	GBR	Linus Lundqvist	SWE	R	5	Dallara F317 HWA	Double R	250.5	2	250.5	10	250.0	4	250.0	7	250.0	8	250.2
8	11	Carlin Motorsport	GBR	Teppei Natori	JPN	R	6	Dallara F317 Spiess	Carlin Motorsport	250.0	3	250.0	12	249.4	1	248.8	13	248.2	11	249.3
9	77	Teo Martin Motorsport	ESP	Guilherme Samaia	BRA			Dallara F317 HWA	Teo Martin Motorsport	248.8	4	248.8	11	248.2	2	247.7	12	246.5	10	248.0
10	7	Double R	GBR	Jack Doohan	AUS	R	7	Dallara F317 HWA	Double R	247.7	8	247.1	7	246.5	3	246.5	9	246.5	10	246.9
11	21	Fortec Motorsport	GBR	Calan Williams	AUS			Dallara F317 HWA	Fortec Motorsport	247.7	1	246.0	2	242.6	3	242.6	8	242.6	10	244.3
12	30	Team Motopark	DEU	Liam Lawson	NZL	R	8	Dallara F317 Spiess	Team Motopark	247.7	8	247.1	3	247.1	7	247.1	10	246.5	9	247.1
13	51	Teo Martin Motorsport	ESP	Aldo Festante	ITA			Dallara F317 HWA	Teo Martin Motorsport	247.1	3	246.5	2	244.8	1	240.0	5	240.0	12	243.7
14	66	Drivex School	ESP	Franco Colapinto	ARG	R	9	Dallara F317 Piedrafita	Drivex School	247.1	1	246.0	8	241.6	4	240.5	9	240.0	7	243.0
15	99	Drivex School	ESP	Rui Andrade	AGO	R	10	Dallara F317 HWA	Drivex School	247.1	7	244.8	10	244.3	2	244.3	6	242.1	5	244.5
16	12	Carlin Motorsport	GBR	Christian Hahn	BRA			Dallara F317 Spiess	Carlin Motorsport	246.5	5	246.0	2	246.0	7	246.0	13	245.4	8	246.0
17	28	Stefano Leaney / CF	GBR	Stefano Leaney	GBR	R	11	Dallara F317 HWA	CF Racing	246.5	1	246.5	2	244.8	6	243.7	5	243.7	9	245.1
18	29	Stuart Wiltshire / CF	GBR	Stuart Wiltshire	GBR	R	12	Dallara F317 HWA	CF Racing	246.5	2	243.2	3	240.5	7	240.5	8	240.5	9	242.2
19	33	Team Motopark	DEU	Marino Sato	JPN			Dallara F317 Spiess	Team Motopark	246.0	10	246.0	11	245.4	4	245.4	8	245.4	9	245.6
20	63	Carlin Motorsport	GBR	Nicolai Kjaergaard	DNK	R	13	Dallara F317 Spiess	Carlin Motorsport	246.0	1	238.9	9	238.4	7	238.4	10	237.8	8	239.9
21	8	Teo Martin Motorsport	ESP	Lukas Dunner	AUT			Dallara F317 HWA	Teo Martin Motorsport	226.4	3	225.9	1	222.2	2					224.8



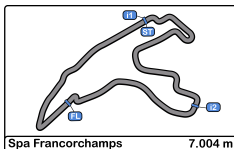


Spa Francorchamps
Euroformula Open
Race - 1
Fastest Laps Sequence



Lap	Time of Day	Session Time	Nº	Entrant	Nat	Driver	Nat	Cat	Chassis - Engine	Team	Time	Km/h
2	15:59:55.471	4:30.471	33	Team Motopark		DEU Marino Sato		JPN	Dallara F317 Spiess	Team Motopark	2:13.407	189.0
3	16:02:08.472	6:43.472	33	Team Motopark		DEU Marino Sato		JPN	Dallara F317 Spiess	Team Motopark	2:13.001	189.5
5	16:06:37.487	11:12.487	33	Team Motopark		DEU Marino Sato		JPN	Dallara F317 Spiess	Team Motopark	2:12.394	190.4
6	16:08:49.507	13:24.507	33	Team Motopark		DEU Marino Sato		JPN	Dallara F317 Spiess	Team Motopark	2:12.021	190.9
7	16:11:01.297	15:36.297	33	Team Motopark		DEU Marino Sato		JPN	Dallara F317 Spiess	Team Motopark	2:11.790	191.3
8	16:13:13.036	17:48.036	33	Team Motopark		DEU Marino Sato		JPN	Dallara F317 Spiess	Team Motopark	2:11.738	191.3



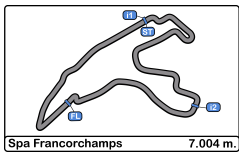


Spa Francorchamps
Euroformula Open
Race - 1
Event Best Maximum Speed



Nº	Entrant	Nat	Driver	Nat	Cat	Clas	Chassis - Engine	Team	Km/h	Session
3	RP Motorsport	ITA	Pierre Louis Chovet	FRA	R	1	Dallara F317 Spiess	RP Motorsport	255.9	Race - 1
20	Fortec Motorsport	GBR	Cameron Das	USA			Dallara F317 HWA	Fortec Motorsport	255.3	Race - 1
1	RP Motorsport	ITA	Javier Gonzalez	MEX	R	2	Dallara F317 Spiess	RP Motorsport	253.5	Race - 1
31	Carlin Motorsport	GBR	Billy Monger	GBR	R	3	Dallara F317 Spiess	Carlin Motorsport	252.3	Race - 1
18	Team Motopark	DEU	Julian Hanses	DEU			Dallara F317 Spiess	Team Motopark	251.7	Race - 1
14	Team Motopark	DEU	Yuki Tsunoda	JPN	R	4	Dallara F317 Spiess	Team Motopark	251.1	Race - 1
26	Double R	GBR	Linus Lundqvist	SWE	R	5	Dallara F317 HWA	Double R	250.5	Race - 1
33	Team Motopark	DEU	Marino Sato	JPN			Dallara F317 Spiess	Team Motopark	250.0	Qualifying - 1
30	Team Motopark	DEU	Liam Lawson	NZL	R	6	Dallara F317 Spiess	Team Motopark	250.0	Qualifying - 1
11	Carlin Motorsport	GBR	Teppey Natori	JPN	R	7	Dallara F317 Spiess	Carlin Motorsport	250.0	Race - 1
77	Teo Martin	ESP	Guilherme Samaia	BRA			Dallara F317 HWA	Teo Martin	248.8	Race - 1
21	Fortec Motorsport	GBR	Calan Williams	AUS			Dallara F317 HWA	Fortec Motorsport	247.7	Race - 1
7	Double R	GBR	Jack Doohan	AUS	R	8	Dallara F317 HWA	Double R	247.7	Race - 1
66	Drivex School	ESP	Franco Colapinto	ARG	R	9	Dallara F317 Piedrafita	Drivex School	247.1	Race - 1
51	Teo Martin	ESP	Aldo Festante	ITA			Dallara F317 HWA	Teo Martin	247.1	Race - 1
99	Drivex School	ESP	Rui Andrade	AGO	R	10	Dallara F317 HWA	Drivex School	247.1	Race - 1
28	Stefano Leaney / CF	GBR	Stefano Leaney	GBR	R	11	Dallara F317 HWA	CF Racing	246.5	Race - 1
29	Stuart Wiltshire / CF	GBR	Stuart Wiltshire	GBR	R	12	Dallara F317 HWA	CF Racing	246.5	Race - 1
12	Carlin Motorsport	GBR	Christian Hahn	BRA			Dallara F317 Spiess	Carlin Motorsport	246.5	Race - 1
63	Carlin Motorsport	GBR	Nicolai Kjaergaard	DNK	R	13	Dallara F317 Spiess	Carlin Motorsport	246.0	Race - 1
8	Teo Martin	ESP	Lukas Dunner	AUT			Dallara F317 HWA	Teo Martin	243.7	Qualifying - 1





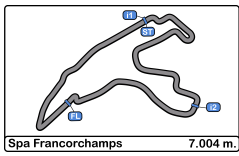
Spa Francorchamps
Euroformula Open
Race - 1
Lap Chart



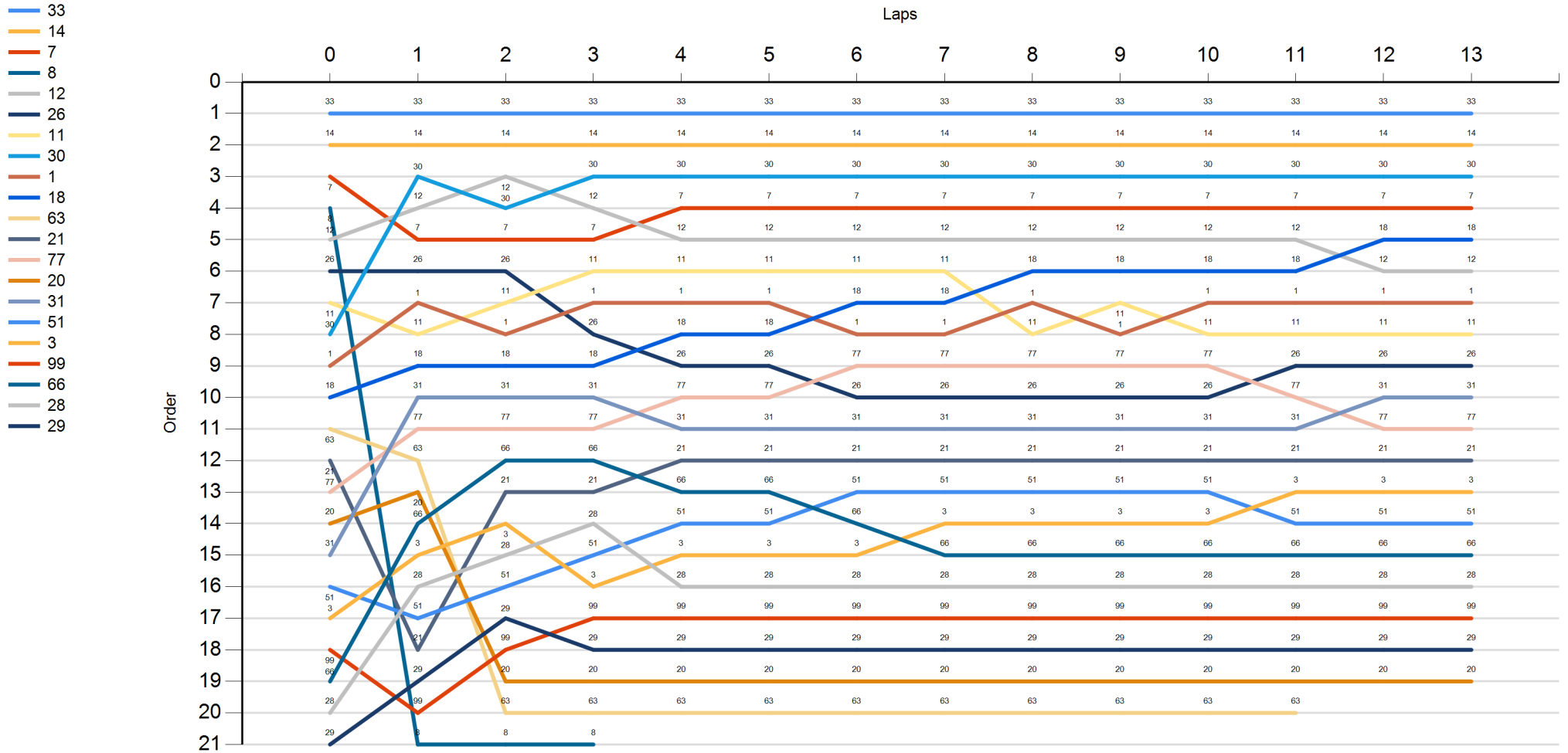
LAP

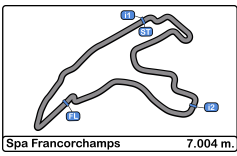
Nr	Po	Grid	1	2	3	4	5	6	7	8	9	10	11	12	13
33	1	33	33	33	33	33	33	33	33	33	33	33	33	33	33
14	2	14	14	14	14	14	14	14	14	14	14	14	14	14	14
7	3	7	30	12	30	30	30	30	30	30	30	30	30	30	30
8	4	8	12	30	12	7	7	7	7	7	7	7	7	7	7
12	5	12	7	7	7	12	12	12	12	12	12	12	12	18	18
26	6	26	26	26	11	11	11	11	11	18	18	18	18	12	12
11	7	11	1	11	1	1	1	18	18	1	11	1	1	1	1
30	8	30	11	1	26	18	18	1	1	11	1	11	11	11	11
1	9	1	18	18	18	26	26	77	77	77	77	77	26	26	26
18	10	18	31	31	31	77	77	26	26	26	26	26	77	31	31
63	11	63	77	77	77	31	31	31	31	31	31	31	31	77	77
21	12	21	63	66	66	21	21	21	21	21	21	21	21	21	21
77	13	77	20	21	21	66	66	51	51	51	51	51	3	3	3
20	14	20	66	3	28	51	51	66	3	3	3	3	51	51	51
31	15	31	3	28	51	3	3	3	66	66	66	66	66	66	66
51	16	51	28	51	3	28	28	28	28	28	28	28	28	28	28
3	17	3	51	29	99	99	99	99	99	99	99	99	99	99	99
99	18	99	21	99	29	29	29	29	29	29	29	29	29	29	29
66	19	66	29	20	20	20	20	20	20	20	20	20	20	20	20
28	20	28	99	63	63	63	63	63	63	63	63	63	63	63	63
29	21	29	8	8	8	8	8	8	8	8	8	8	8	8	8





Spa Francorchamps
Euroformula Open
Race - 1
Graphic Lap Chart



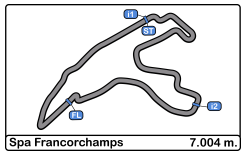


Spa Francorchamps
Euroformula Open
Race - 1
Pit Stop Analysis



Nr.	In Day Time	Entrant	Nat	Driver	Nat	Cat	Chassis - Engine	Team	In Time	Stop N°	Pit Time	Handicap	Penalty
8	15:58:26.346	Teo Martin Motorsport	ES	Lukas Dunner	AUT		Dallara F317 HWA	Teo Martin Motorsport	3:01.593	1	1:21.582		
20	16:00:19.304	Fortec Motorsport	GB	Cameron Das	US		Dallara F317 HWA	Fortec Motorsport	4:54.551	1	1:01.195		
63	16:00:52.454	Carlin Motorsport	GB	Nicolai Kjaergaard	DK	R	Dallara F317 Spiess	Carlin Motorsport	5:27.700	1	45.998		

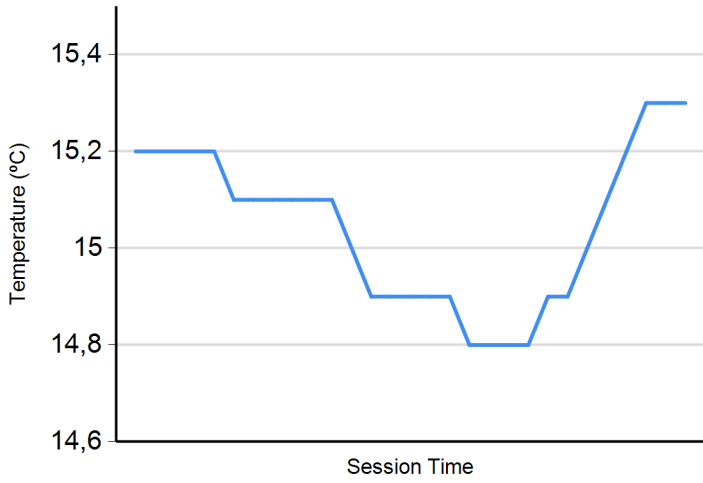




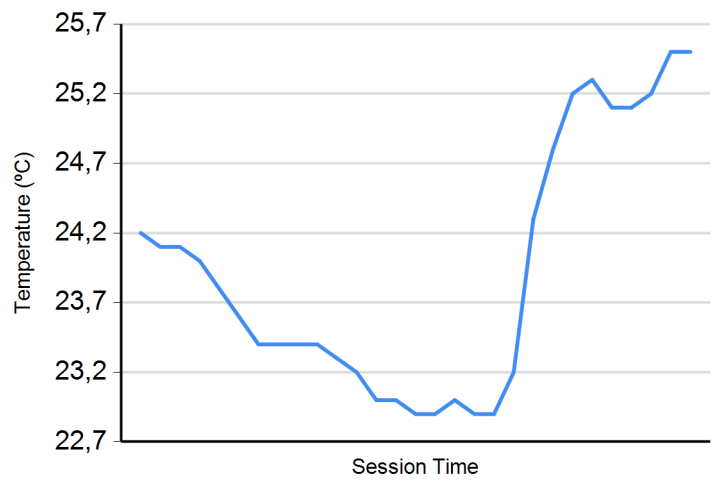
Spa Francorchamps
Euroformula Open
Race - 1
Weather Report



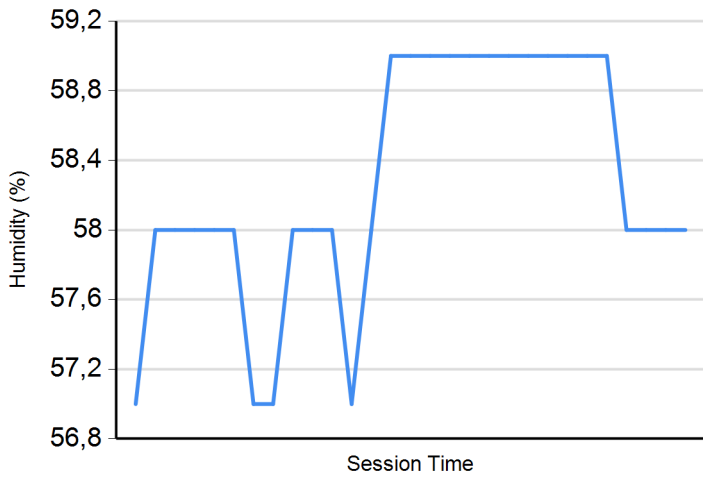
Air Temperature



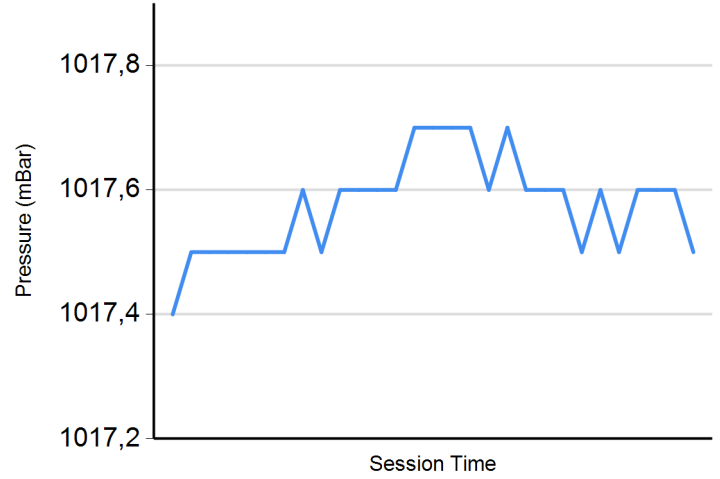
Track Temperature



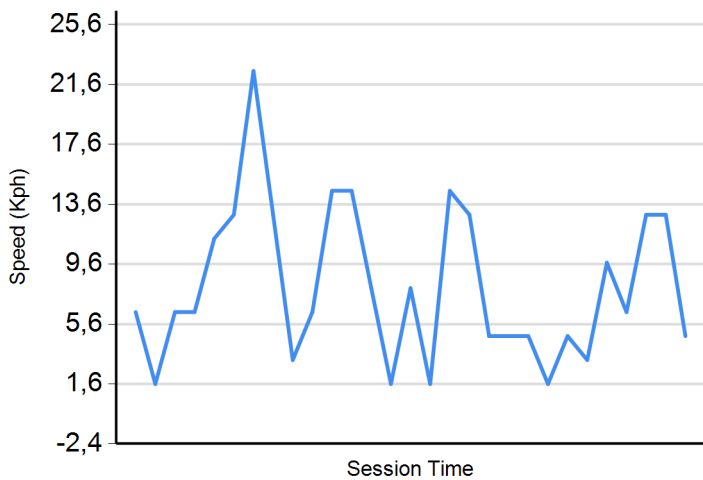
Humidity



Pressure



Wind Speed



Wind direction

North = 0°/360° Est = 90° South = 180° West = 270°

