

**Hungaroring**  
**Euroformula Open**  
**Free Practice - 1**  
**Provisional Results**



Clas	Nº	Entrant	Nat	Driver	Nat	Cat	Clas	Chassis - Engine	Team	Laps	Best	Time	Gap	Interval	Km/h
1	14	Team Motopark	DE	Yuki Tsunoda	JPN	R	1	Dallara F317 Spiess	Team Motopark	18	17	1:36.050			164.2
2	22	Carlin Motorsport	GB	Nobuharu Matsushita	JPN			Dallara F317 Spiess	Carlin Motorsport	7	6	1:36.066	0.016	0.016	164.1
3	33	Team Motopark	DE	Marino Sato	JPN			Dallara F317 Spiess	Team Motopark	19	18	1:36.087	0.037	0.021	164.1
4	25	Team Motopark	DE	Cameron Das	US			Dallara F317 Spiess	Team Motopark	10	3	1:36.235	0.185	0.148	163.8
5	26	Double R	GB	Linus Lundqvist	SW	R	2	Dallara F317 HWA	Double R	18	17	1:36.352	0.302	0.117	163.6
6	8	Teo Martin Motorsport	ESP	Lukas Dunner	AUT			Dallara F317 HWA	Teo Martin Motorsport	15	10	1:36.867	0.817	0.515	162.8
7	12	Carlin Motorsport	GB	Christian Hahn	BR			Dallara F317 Spiess	Carlin Motorsport	19	13	1:36.942	0.892	0.075	162.6
8	99	Drivex School	ESP	Rui Andrade	AG	R	3	Dallara F317 HWA	Drivex School	21	14	1:36.972	0.922	0.030	162.6
9	18	Team Motopark	DE	Julian Hanses	DE			Dallara F317 Spiess	Team Motopark	21	20	1:37.016	0.966	0.044	162.5
10	31	Carlin Motorsport	GB	Billy Monger	GB	R	4	Dallara F317 Spiess	Carlin Motorsport	20	19	1:37.020	0.970	0.004	162.5
11	30	Team Motopark	DE	Liam Lawson	NZL	R	5	Dallara F317 Spiess	Team Motopark	18	17	1:37.064	1.014	0.044	162.4
12	21	Fortec Motorsport	GB	Calan Williams	AU			Dallara F317 HWA	Fortec Motorsport	17	12	1:37.112	1.062	0.048	162.4
13	63	Carlin Motorsport	GB	Nicolai Kjaergaard	DN	R	6	Dallara F317 Spiess	Carlin Motorsport	20	19	1:37.207	1.157	0.095	162.2
14	11	Carlin Motorsport	GB	Teppei Natori	JPN	R	7	Dallara F317 Spiess	Carlin Motorsport	20	19	1:37.236	1.186	0.029	162.1
15	1	RP Motorsport	ITA	Javier Gonzalez	ME	R	8	Dallara F317 Spiess	RP Motorsport	18	13	1:37.267	1.217	0.031	162.1
16	7	Double R	GB	Jack Doohan	AU	R	9	Dallara F317 HWA	Double R	23	12	1:37.284	1.234	0.017	162.1
17	51	Teo Martin Motorsport	ESP	Aldo Festante	ITA			Dallara F317 HWA	Teo Martin Motorsport	16	14	1:37.616	1.566	0.332	161.5
18	3	RP Motorsport	ITA	Pierre Louis Chovet	FRA	R	10	Dallara F317 Spiess	RP Motorsport	20	19	1:37.961	1.911	0.345	160.9

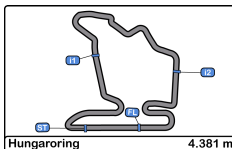
CAR 30 TIME 2:17.416 DELETED TRACK LIMITS AT T 4 - TIME 1:38.030 DELETED TRACK LIMITS AT T 1  
 CAR 1 TIME 1:40.448 DELETED TRACK LIMITS AT T 4  
 CAR 31 TIME 1:38.457 DELETED TRACK LIMITS AT T 4  
 CAR 8 TIME 1:37.767 DELETED TRACK LIMITS AT T11  
 CAR 11 TIME 1:37.445 DELETED TRACK LIMITS AT T 6 AND 11  
 CAR 1 TIME 1:37.597 DELETED TRACK LIMITS AT T 4  
 CAR 22 TIME 1:36.441 DELETED TRACK LIMITS AT T 4  
 CAR 51 TIME 1:37.337 DELETED TRACK LIMITS AT T 4  
 CAR 12 TIME 1:37.012 DELETED TRACK LIMITS AT T 1 AND 4

Published at:.....

Track Temp: 43.4 °C Air Temp: 26.8 °C Humidity: 45 % Track Status: DRY

Stewards:	Race Director:	Timekeeper:
-----------	----------------	-------------





**Hungaroring**  
**Euroformula Open**  
**Free Practice - 1**  
**Provisional Results by Class**



Clas	Nº	Entrant	Nat	Driver	Nat	Cat	Clas	Chassis - Engine	Team	Laps	Best	Time	Gap	Interval	Km/h
1	22	Carlin Motorsport	GBR	Nobuharu	JPN			Dallara F317 Spiess	Carlin Motorsport	7	6	1:36.066			164.1
2	33	Team Motopark	DEU	Marino Sato	JPN			Dallara F317 Spiess	Team Motopark	19	18	1:36.087	0.021	0.021	164.1
3	25	Team Motopark	DEU	Cameron Das	USA			Dallara F317 Spiess	Team Motopark	10	3	1:36.235	0.169	0.148	163.8
4	8	Teo Martin	ESP	Lukas Dunner	AUT			Dallara F317 HWA	Teo Martin	15	10	1:36.867	0.801	0.632	162.8
5	12	Carlin Motorsport	GBR	Christian Hahn	BRA			Dallara F317 Spiess	Carlin Motorsport	19	13	1:36.942	0.876	0.075	162.6
6	18	Team Motopark	DEU	Julian Hanses	DEU			Dallara F317 Spiess	Team Motopark	21	20	1:37.016	0.950	0.074	162.5
7	21	Fortec Motorsport	GBR	Calan Williams	AUS			Dallara F317 HWA	Fortec Motorsport	17	12	1:37.112	1.046	0.096	162.4
8	51	Teo Martin	ESP	Aldo Festante	ITA			Dallara F317 HWA	Teo Martin	16	14	1:37.616	1.550	0.504	161.5

**Rookie**

1	14	Team Motopark	DEU	Yuki Tsunoda	JPN	R	1	Dallara F317 Spiess	Team Motopark	18	17	1:36.050			164.2
2	26	Double R	GBR	Linus Lundqvist	SWE	R	2	Dallara F317 HWA	Double R	18	17	1:36.352	0.302	0.302	163.6
3	99	Drivex School	ESP	Rui Andrade	AGO	R	3	Dallara F317 HWA	Drivex School	21	14	1:36.972	0.922	0.620	162.6
4	31	Carlin Motorsport	GBR	Billy Monger	GBR	R	4	Dallara F317 Spiess	Carlin Motorsport	20	19	1:37.020	0.970	0.048	162.5
5	30	Team Motopark	DEU	Liam Lawson	NZL	R	5	Dallara F317 Spiess	Team Motopark	18	17	1:37.064	1.014	0.044	162.4
6	63	Carlin Motorsport	GBR	Nicolai Kjaergaard	DNK	R	6	Dallara F317 Spiess	Carlin Motorsport	20	19	1:37.207	1.157	0.143	162.2
7	11	Carlin Motorsport	GBR	Teppei Natori	JPN	R	7	Dallara F317 Spiess	Carlin Motorsport	20	19	1:37.236	1.186	0.029	162.1
8	1	RP Motorsport	ITA	Javier Gonzalez	MEX	R	8	Dallara F317 Spiess	RP Motorsport	18	13	1:37.267	1.217	0.031	162.1
9	7	Double R	GBR	Jack Doohan	AUS	R	9	Dallara F317 HWA	Double R	23	12	1:37.284	1.234	0.017	162.1
10	3	RP Motorsport	ITA	Pierre Louis Chovet	FRA	R	10	Dallara F317 Spiess	RP Motorsport	20	19	1:37.961	1.911	0.677	160.9

Published at:.....

Track Temp: 43.4 °C    Air Temp: 26.8 °C    Humidity: 45 %    Track Status: DRY

<b>Stewards:</b>	<b>Race Director:</b>	<b>Timekeeper:</b>





**Hungaroring**  
**Euroformula Open**  
**Free Practice - 1**  
**Lap Analysis**



**1** Javier Gonzalez R Dallara F317 Spiess **7** Jack Doohan R Dallara F317 HWA  
 RP Motorsport Double R

Lap D	Time	Sector 1	Sector 2	Sector 3	T. Spd	Elapsed	Lap D	Time	Sector 1	Sector 2	Sector 3	T. Spd	Elapsed
1	11:25:59.579	11:24:51.671	39.063	28.845		11:25:59.579	1	11:26:23.406	11:25:13.350	40.310	29.746		11:26:23.406
2	1:44.933	38.215	37.387	29.331	208.4	11:27:44.512	2	1:48.110	41.084	37.534	29.492	201.4	11:28:11.516
3	1:40.448	36.610	36.507	27.331	214.7	11:29:24.960	3	1:45.670	39.375	37.111	29.184	212.5	11:29:57.186
4	1:38.013	36.390	34.579	27.044	216.8	11:31:02.973	4	1:50.486	39.397	39.979	31.110	213.4	11:31:47.672
5	1:42.288	36.586	35.795	29.907	217.7	11:32:45.261	5	1:40.689	37.215	35.603	27.871	213.4	11:33:28.361
6	1:42.655 P	36.213	34.775	31.667	216.8	11:34:27.916	6	1:38.986	36.780	35.059	27.147	215.5	11:35:07.347
7	7:39.337	6:31.077	40.626	27.634		11:42:07.253	7	1:38.224	36.402	34.531	27.291	216.4	11:36:45.571
8	1:37.597	36.151	34.535	26.911	215.1	11:43:44.850	8	1:52.838	42.738	40.845	29.255	215.5	11:38:38.409
9	1:46.551	39.064	39.755	27.732	218.1	11:45:31.401	9	1:42.574 P	36.688	35.002	30.884	213.0	11:40:20.983
10	1:45.704 P	36.168	36.242	33.294	216.8	11:47:17.105	10	4:19.901	3:14.448	37.624	27.829		11:44:40.884
11	8:17.179	7:07.513	41.229	28.437		11:55:34.284	11	1:38.309	36.773	34.530	27.006	212.1	11:46:19.193
12	1:42.565	37.890	37.078	27.597	213.4	11:57:16.849	12	1:37.284	36.371	34.145	26.768	214.2	11:47:56.477
13	1:37.267	36.325	34.223	26.719	213.8	11:58:54.116	13	1:37.506	36.309	34.231	26.966	214.7	11:49:33.983
14	1:37.273	36.095	34.242	26.936	217.3	12:00:31.389	14	1:39.487	36.364	34.886	28.237	215.1	11:51:13.470
15	1:46.530	39.312	38.155	29.063	220.4	12:02:17.919	15	1:39.148	36.604	35.179	27.365	213.4	11:52:52.618
16	1:40.705	36.283	35.127	29.295	216.4	12:03:58.624	16	1:38.263	36.538	34.626	27.099	213.4	11:54:30.881
17	1:37.362	36.218	34.409	26.735	215.5	12:05:35.986	17	1:38.347	36.373	34.778	27.196	215.1	11:56:09.228
18	1:52.723 P	38.491	38.870	35.362	217.3	12:07:28.709	18	1:38.343	36.482	34.658	27.203	213.4	11:57:47.571

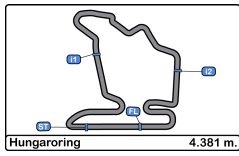
**3** Pierre Louis Chovet R Dallara F317 Spiess  
 RP Motorsport

Lap D	Time	Sector 1	Sector 2	Sector 3	T. Spd	Elapsed
1	11:26:24.127	11:25:05.244	45.866	33.017		11:26:24.127
2	1:52.166	41.097	40.005	31.064	213.4	11:28:16.293
3	1:50.364	39.167	40.229	30.968	210.1	11:30:06.657
4	1:43.505	38.756	36.776	27.973	212.5	11:31:50.162
5	1:50.580 P	37.702	35.925	36.953	215.1	11:33:40.742
6	6:34.122	5:31.359	35.507	27.256		11:40:14.864
7	1:38.551	36.551	34.944	27.056	215.1	11:41:53.415
8	1:38.623	36.487	34.878	27.258	215.5	11:43:32.038
9	1:38.773	36.670	34.988	27.115	216.0	11:45:10.811
10	1:39.425	36.731	35.155	27.539	216.4	11:46:50.236
11	1:38.681	36.543	34.881	27.257	215.5	11:48:28.917
12	1:44.505 P	36.648	35.262	32.595	216.8	11:50:13.422
13	4:43.837	3:34.632	37.216	31.989		11:54:57.259
14	1:38.577	36.924	34.822	26.831	213.0	11:56:35.836
15	1:38.459	36.406	35.258	26.795	213.4	11:58:14.295
16	1:38.070	36.458		2:04.865	215.5	11:59:52.365
17	1:38.461	36.524	34.722	27.215	216.4	12:01:30.826
18	1:38.747	36.443	35.245	27.059	215.1	12:03:09.573
19	1:37.961	36.438	34.697	26.826	215.1	12:04:47.534
20	1:49.015 P	38.560	35.786	34.669	214.7	12:06:36.549

**8** Lukas Dunner R Dallara F317 HWA  
 Teo Martin Motorsport

Lap D	Time	Sector 1	Sector 2	Sector 3	T. Spd	Elapsed
1	11:26:49.588	11:25:41.561	38.758	29.269		11:26:49.588
2	1:44.485	39.174	37.758	27.553	210.9	11:28:34.073
3	1:37.767	36.637	34.267	26.863	213.8	11:30:11.840
4	1:48.043	36.303	40.309	31.431	214.2	11:31:59.883
5	1:37.745	36.686	34.390	26.669	214.2	11:33:37.628
6	1:41.948 P	36.289	34.331	31.328	216.8	11:35:19.576
7	11:33.075	10:24.988	39.183	28.904		11:46:52.651
8	1:43.727	38.075	37.432	28.220	212.1	11:48:36.378
9	1:37.194	36.513	34.130	26.551	212.5	11:50:13.572
10	1:36.867	36.192	33.976	26.699	214.2	11:51:50.439
11	1:37.961	36.228	34.351	27.382	214.2	11:53:28.400
12	1:47.404	40.824	38.623	27.957	213.0	11:55:15.804
13	1:37.142	36.249	34.169	26.724	213.8	11:56:52.946
14	1:37.330	36.275	34.353	26.702	213.8	11:58:30.276
15	1:47.378 P	40.179	35.714	31.485	214.7	12:00:17.654





**Hungaroring**  
**Euroformula Open**  
**Free Practice - 1**  
**Lap Analysis**



**11**      Teppei Natori      R      Dallara F317 Spiess      **14**      Yuki Tsunoda      R      Dallara F317 Spiess

Carlin Motorsport							Team Motopark								
Lap	D	Time	Sector 1	Sector 2	Sector 3	T. Spd	Elapsed	Lap	D	Time	Sector 1	Sector 2	Sector 3	T. Spd	Elapsed
1		11:26:11.978	11:25:01.505	37.790	32.683		11:26:11.978	1		11:26:28.550	11:25:15.141	40.940	32.469		11:26:28.550
2		1:46.907	36.870	37.291	32.746	211.7	11:27:58.885	2		1:55.296	41.170	42.167	31.959	188.8	11:28:23.846
3		1:46.330	36.568	39.208	30.554	212.5	11:29:45.215	3		1:39.564	37.012	35.380	27.172	213.4	11:30:03.410
4		1:38.026	36.451	34.555	27.020	214.2	11:31:23.241	4		1:40.653	36.530	35.432	28.691	215.1	11:31:44.063
5		2:00.417	46.840	44.374	29.203	216.8	11:33:23.658	5		1:47.787	36.748	38.849	32.190	213.4	11:33:31.850
6		1:37.445	36.366	<b>34.040</b>	27.039	213.4	11:35:01.103	6		1:38.449	36.432	34.818	27.199	215.5	11:35:10.299
7		2:02.280	51.142	40.258	30.880	217.3	11:37:03.383	7		1:38.187	36.407	34.682	27.098	216.0	11:36:48.486
8		1:37.637	36.355	34.385	26.897	216.0	11:38:41.020	8		1:43.779 P	36.522	34.776	32.481	216.0	11:38:32.265
9		1:37.436	<b>36.216</b>	34.397	26.823	216.8	11:40:18.456	9		5:38.715	4:28.782	39.999	29.934		11:44:10.980
10		1:46.037 P	37.312	36.153	32.572	216.4	11:42:04.493	10		1:42.588	39.230	35.678	27.680	193.2	11:45:53.568
11		7:44.874	6:34.323	38.172	32.379		11:49:49.367	11		1:37.098	36.425	33.930	26.743	213.4	11:47:30.666
12		1:46.318	40.769	37.367	28.182	208.8	11:51:35.685	12		1:36.958	36.311	33.953	26.694	214.2	11:49:07.624
13		1:39.671	36.279	34.189	29.203	212.5	11:53:15.356	13		1:40.193	36.247	34.199	29.747	214.7	11:50:47.817
14		1:37.238	36.287	34.138	<b>26.813</b>	213.8	11:54:52.594	14		1:41.748 P	36.434	34.144	31.170	211.3	11:52:29.565
15		1:50.617	43.945	39.087	27.585	215.5	11:56:43.211	15		6:37.138	5:28.961	39.312	28.865		11:59:06.703
16		1:37.283	36.307	34.116	26.860	213.8	11:58:20.494	16		1:43.333	39.265	35.560	28.508	191.8	12:00:50.036
17		1:52.254	41.533	39.915	30.806	210.5	12:00:12.748	17		<b>1:36.050</b>	36.061	<b>33.566</b>	<b>26.423</b>	213.8	12:02:26.086
18		1:42.967	37.349	36.912	28.706	214.7	12:01:55.715	18		1:49.162 P	<b>36.013</b>	35.747	37.402	213.4	12:04:15.248
19		<b>1:37.236</b>	36.316	34.083	26.837	213.4	12:03:32.951								
20		1:48.405 P	38.917	37.199	32.289	216.4	12:05:21.356								

**12**      Christian Hahn      Dallara F317 Spiess      **18**      Julian Hanses      Dallara F317 Spiess

Carlin Motorsport							Team Motopark								
Lap	D	Time	Sector 1	Sector 2	Sector 3	T. Spd	Elapsed	Lap	D	Time	Sector 1	Sector 2	Sector 3	T. Spd	Elapsed
1		11:27:08.447	11:25:59.504	38.516	30.427		11:27:08.447	1		11:26:24.323 P	11:25:07.992	41.463	34.868		11:26:24.323
2		1:42.817	38.001	36.249	28.567	211.3	11:28:51.264	2		2:15.916	1:13.004	35.468	27.444		11:28:40.239
3		1:38.494	36.796	34.554	27.144	212.1	11:30:29.758	3		1:38.484	36.811	34.585	27.088	212.5	11:30:18.723
4		1:37.903	36.429	34.434	27.040	214.7	11:32:07.661	4		1:38.170	36.562	34.562	27.046	213.8	11:31:56.893
5		1:40.755	36.536	35.409	28.810	215.5	11:33:48.416	5		1:38.941	37.041	34.662	27.238	213.8	11:33:35.834
6		1:47.896	<b>36.257</b>	36.201	35.438	216.0	11:35:36.312	6		1:38.848	36.800	34.874	27.174	216.8	11:35:14.682
7		1:38.251	36.589	34.570	27.092	216.8	11:37:14.563	7		1:39.616	36.464	35.993	27.159	217.3	11:36:54.298
8		1:37.779	36.516	34.387	26.876	216.4	11:38:52.342	8		1:38.113	<b>36.440</b>	34.634	27.039	215.5	11:38:32.411
9		1:37.679	36.367	34.422	26.890	216.8	11:40:30.021	9		1:37.776	36.515	34.333	26.928	214.2	11:40:10.187
10		1:45.736 P	36.585	35.545	33.606	216.4	11:42:15.757	10		1:37.420	36.450	34.112	26.858	214.7	11:41:47.607
11		9:50.518	8:43.927	37.815	28.776		11:52:06.275	11		1:37.925	36.572	34.408	26.945	213.8	11:43:25.532
12		1:47.792	39.772	39.504	28.516	211.3	11:53:54.067	12		1:38.120	36.662	34.311	27.147	214.7	11:45:03.652
13		<b>1:36.942</b>	36.370	34.057	<b>26.515</b>	211.3	11:55:31.009	13		1:38.569	37.039	34.458	27.072	214.7	11:46:42.221
14		1:36.965	36.314	33.950	26.701	214.7	11:57:07.974	14		1:37.944	36.658	34.312	26.974	215.1	11:48:20.165
15		1:37.179	36.277	34.267	26.635	213.8	11:58:45.153	15		1:39.619	36.550	36.010	27.059	214.2	11:49:59.784
16		1:45.509	39.534	38.776	27.199	215.1	12:00:30.662	16		1:42.862 P	36.559	34.723	31.580	213.8	11:51:42.646
17		1:41.078	36.657	36.327	28.094	214.2	12:02:11.740	17		7:36.360	6:31.570	36.790	28.000		11:59:19.006
18		1:37.012	36.392	<b>33.931</b>	26.689	213.4	12:03:48.752	18		1:42.377	38.309	35.656	28.412	197.4	12:01:01.383
19		1:47.495 P	37.785	36.767	32.943	214.2	12:05:36.247	19		1:37.336	36.586	33.974	26.776	213.4	12:02:38.719
20								20		<b>1:37.016</b>	36.467	<b>33.834</b>	<b>26.715</b>	213.4	12:04:15.735
21								21		1:45.907 P	36.540	34.199	35.168	212.5	12:06:01.642





**Hungaroring**  
**Euroformula Open**  
**Free Practice - 1**  
**Lap Analysis**



**21** Calan Williams Dallara F317 HWA **26** Linus Lundqvist R Dallara F317 HWA  
 Fortec Motorsport Double R

Lap D	Time	Sector 1	Sector 2	Sector 3	T. Spd	Elapsed	Lap D	Time	Sector 1	Sector 2	Sector 3	T. Spd	Elapsed
1	11:26:09.318	11:25:00.002	38.004	31.312		11:26:09.318	1	11:26:19.723	11:25:07.205	41.524	30.994		11:26:19.723
2	1:42.342	37.578	35.795	28.969	213.0	11:27:51.660	2	1:47.959	41.457	37.854	28.648	199.2	11:28:07.682
3	1:39.523	37.145	35.292	27.086	214.2	11:29:31.183	3	1:47.476	40.325	37.694	29.457	200.7	11:29:55.158
4	1:38.318	36.490	34.782	27.046	216.0	11:31:09.501	4	1:56.157 P	39.913	39.034	37.210	208.4	11:31:51.315
5	1:38.647	36.498	35.122	27.027	216.8	11:32:48.148	5	5:46.928	4:42.089	36.669	28.170		11:37:38.243
6	1:45.637 P	36.972	35.268	33.397	215.1	11:34:33.785	6	1:41.697	38.200	35.849	27.648	213.4	11:39:19.940
7	4:55.473	3:49.024	38.942	27.507		11:39:29.258	7	1:39.062	37.050	35.050	26.962	214.2	11:40:59.002
8	1:45.692 P	36.542	35.091	34.059	213.4	11:41:14.950	8	1:45.004	38.320	36.906	29.778	214.7	11:42:44.006
9	3:09.441	2:07.064	34.781	27.596		11:44:24.391	9	1:38.290	36.551	34.685	27.054	215.5	11:44:22.296
10	1:37.159	36.149	34.286	26.724	216.4	11:46:01.550	10	1:43.553	36.701	38.075	28.777	215.5	11:46:05.849
11	1:37.308	36.207	34.134	26.967	215.1	11:47:38.858	11	1:37.596	36.430	34.350	26.816	216.8	11:47:43.445
12	1:37.112	36.312	34.115	26.685	213.0	11:49:15.970	12	1:49.665 P	37.531	37.980	34.154	216.4	11:49:33.110
13	1:37.293	36.189	34.383	26.721	215.5	11:50:53.263	13	8:49.092	7:32.880	43.717	32.495		11:58:22.202
14	2:01.032 P	36.271	53.215	31.546	214.7	11:52:54.295	14	1:45.581	40.831	37.360	27.390	198.8	12:00:07.783
15	4:29.325 P	3:22.437	35.438	31.450		11:57:23.620	15	1:36.966	36.231	34.141	26.594	215.1	12:01:44.749
16	2:17.013 P	1:10.181	35.589	31.243		11:59:40.633	16	1:36.831	36.173	33.951	26.707	214.7	12:03:21.580
17	2:23.194 P	1:11.211	37.093	34.890		12:02:03.827	17	1:36.352	36.096	33.894	26.362	215.1	12:04:57.932
18	1:45.390 P						18	1:45.390 P	36.252	34.064	35.074	215.5	12:06:43.322

**22** Nobuharu Matsushita Dallara F317 Spiess **30** Liam Lawson R Dallara F317 Spiess  
 Carlin Motorsport Team Motopark

Lap D	Time	Sector 1	Sector 2	Sector 3	T. Spd	Elapsed	Lap D	Time	Sector 1	Sector 2	Sector 3	T. Spd	Elapsed
1	11:40:33.637	11:39:19.932	44.765	28.940		11:40:33.637	1	11:26:59.208 P	11:25:36.351	41.334	41.523		11:26:59.208
2	1:42.216	37.232	36.222	28.762	211.3	11:42:15.853	2	2:17.416	1:13.311	36.969	27.136		11:29:16.624
3	1:36.441	36.267	33.815	26.359	213.0	11:43:52.294	3	1:38.021	36.653	34.431	26.937	214.7	11:30:54.645
4	2:03.171 P	40.811	42.934	39.426	216.4	11:45:55.465	4	1:57.350	42.727	42.205	32.418	204.1	11:32:51.995
5	6:11.870	5:05.868	37.949	28.053		11:52:07.335	5	1:42.818	39.128	35.007	28.683	213.8	11:34:34.813
6	1:36.066	36.159	33.591	26.316	215.5	11:53:43.401	6	1:38.030	36.525	34.511	26.994	216.0	11:36:12.843
7	2:06.227 P	47.957	41.308	36.962	215.5	11:55:49.628	7	1:49.243 P	41.135	36.987	31.121	217.3	11:38:02.086
8							8	7:57.644 P	6:37.389	41.941	38.314		11:45:59.730
9							9	2:25.308	1:11.169	38.151	35.988		11:48:25.038
10							10	1:37.382	36.516	34.011	26.855	212.5	11:50:02.420
11							11	1:53.099	40.542	38.615	33.942	215.1	11:51:55.519
12							12	1:47.714 P	36.558	33.913	37.243	212.1	11:53:43.233
13							13	4:35.583	3:21.040	42.421	32.122		11:58:18.816
14							14	1:47.389	42.414	37.277	27.698	188.4	12:00:06.205
15							15	1:41.512	36.604	36.971	27.937	213.4	12:01:47.717
16							16	1:43.971	36.478	37.637	29.856	215.1	12:03:31.688
17							17	1:37.064	36.358	33.923	26.783	213.4	12:05:08.752
18							18	1:52.354 P	40.383	39.013	32.958	214.7	12:07:01.106

**25** Cameron Das Dallara F317 Spiess  
 Team Motopark

Lap D	Time	Sector 1	Sector 2	Sector 3	T. Spd	Elapsed
1	11:44:58.421	11:43:54.114	36.730	27.577		11:44:58.421
2	1:41.318	37.589	36.389	27.340	204.5	11:46:39.739
3	1:36.235	36.128	33.802	26.305	214.7	11:48:15.974
4	1:36.728	36.294	33.861	26.573	215.1	11:49:52.702
5	1:41.558 P	36.092	33.887	31.579	216.0	11:51:34.260
6	8:16.934	7:13.905	34.486	28.543		11:59:51.194
7	1:43.576	39.578	35.048	28.950	174.1	12:01:34.770
8	1:37.891	36.712	34.161	27.018	215.1	12:03:12.661
9	1:37.146	36.352	34.103	26.691	215.1	12:04:49.807
10	1:47.912 P	37.474	35.734	34.704	216.8	12:06:37.719





**Hungaroring**  
Euroformula Open  
Free Practice - 1  
Lap Analysis



31

Billy Monger

R

Dallara F317 Spiess

51

Aldo Festante

Dallara F317 HWA

Carlin Motorsport

Teo Martin Motorsport

Lap	D	Time	Sector 1	Sector 2	Sector 3	T. Spd	Elapsed	Lap	D	Time	Sector 1	Sector 2	Sector 3	T. Spd	Elapsed
1		11:26:15.650	11:25:06.347	39.067	30.236		11:26:15.650	1		11:26:41.179	11:25:32.506	39.642	29.031		11:26:41.179
2		1:39.358	36.815	35.430	27.113	212.5	11:27:55.008	2		1:47.364	37.732	36.473	33.159	209.3	11:28:28.543
3		1:38.457	36.470	34.843	27.144	213.8	11:29:33.465	3		1:39.289	37.049	35.121	27.119	210.5	11:30:07.832
4		1:46.716	36.421	41.066	29.229	215.1	11:31:20.181	4		1:38.508	36.689	34.686	27.133	214.7	11:31:46.340
5		1:43.812	36.303	39.101	28.408	214.2	11:33:03.993	5		1:48.591	36.641	36.511	35.439	213.4	11:33:34.931
6		1:42.545	36.593	37.966	27.986	213.8	11:34:46.538	6		1:38.077	36.477	34.640	26.960	214.2	11:35:13.008
7		1:42.080	36.334	36.693	29.053	213.8	11:36:28.618	7		1:47.027	37.317	40.173	29.537	215.5	11:37:00.035
8		1:37.898	36.557	34.497	26.844	214.7	11:38:06.516	8		1:47.603 P	36.680	35.312	35.611	214.2	11:38:47.638
9		1:43.197 P	36.447	34.652	32.098	215.1	11:39:49.713	9		12:58.491	11:51.482	39.162	27.847		11:51:46.129
10		9:39.949	8:32.741	38.324	28.884		11:49:29.662	10		1:44.767	37.258	36.208	31.301	209.7	11:53:30.896
11		1:37.636	36.373	34.755	26.508	210.9	11:51:07.298	11		1:37.717	36.725	34.395	26.597	210.5	11:55:08.613
12		1:39.253	36.236	34.599	28.418	212.1	11:52:46.551	12		1:37.337	36.374	34.159	26.804	212.1	11:56:45.950
13		1:39.263	36.409	34.838	28.016	213.0	11:54:25.814	13		1:46.955	39.202	37.651	30.102	213.0	11:58:32.905
14		1:45.564	36.297	38.381	30.886	213.4	11:56:11.378	14		1:37.616	36.459	34.299	26.858	213.0	12:00:10.521
15		1:37.515	36.508	34.193	26.814	212.5	11:57:48.893	15		1:38.104	36.516	34.491	27.097	213.8	12:01:48.625
16		1:40.494	36.903	36.373	27.218	212.1	11:59:29.387	16		1:46.614 P	36.470	35.442	34.702	214.2	12:03:35.239
17		1:42.105	36.438	37.096	28.571	213.4	12:01:11.492								
18		1:37.431	36.522	34.154	26.755	214.7	12:02:48.923								
19		1:37.020	36.142	34.144	26.734	213.8	12:04:25.943								
20		1:50.173 P	41.197	37.481	31.495	213.8	12:06:16.116								

63

Nicolai Kjaergaard

R

Dallara F317 Spiess

Carlin Motorsport

Lap	D	Time	Sector 1	Sector 2	Sector 3	T. Spd	Elapsed
1		11:27:01.689	11:25:53.905	38.921	28.863		11:27:01.689
2		1:44.093	38.448	37.079	28.566	209.7	11:28:45.782
3		1:39.543	36.792	35.254	27.497	212.1	11:30:25.325
4		1:38.649	36.453	34.964	27.232	213.4	11:32:03.974
5		1:46.359	38.235	38.689	29.435	214.2	11:33:50.333
6		1:40.583	36.592	35.771	28.220	216.4	11:35:30.916
7		1:38.412	36.537	34.748	27.127	216.0	11:37:09.328
8		1:37.805	36.487	34.463	26.855	216.0	11:38:47.133
9		1:38.169	36.541	34.579	27.049	215.1	11:40:25.302
10		1:44.721 P	36.807	35.325	32.589	215.1	11:42:10.023
11		8:47.113	7:37.130	40.645	29.338		11:50:57.136
12		1:44.404	38.547	38.550	27.307	203.7	11:52:41.540
13		1:38.161	36.751	34.459	26.951	211.3	11:54:19.701
14		1:37.297	36.226	34.351	26.720	214.7	11:55:56.998
15		1:37.478	36.514	34.274	26.690	213.0	11:57:34.476
16		1:42.120	37.758	37.052	27.310	213.0	11:59:16.596
17		1:37.726	36.418	34.397	26.911	213.4	12:00:54.322
18		1:37.928	36.499	34.413	27.016	218.1	12:02:32.250
19		1:37.207	36.376	34.012	26.819	215.1	12:04:09.457
20		1:47.041 P	37.025	36.066	33.950	215.1	12:05:56.498

33

Marino Sato

Dallara F317 Spiess

Team Motopark

Lap	D	Time	Sector 1	Sector 2	Sector 3	T. Spd	Elapsed
1		11:28:50.885 P	11:27:38.285	38.213	34.387		11:28:50.885
2		2:17.773	1:15.722	35.001	27.050		11:31:08.658
3		1:43.888	36.542	39.423	27.923	215.5	11:32:52.546
4		1:39.419	36.810	35.469	27.140	219.0	11:34:31.965
5		1:38.449	36.494	34.790	27.165	217.7	11:36:10.414
6		1:38.056	36.339	34.688	27.029	217.7	11:37:48.470
7		1:38.374	36.370	34.945	27.059	217.3	11:39:26.844
8		1:38.095	36.397	34.653	27.045	217.3	11:41:04.939
9		1:38.146	36.328	34.853	26.965	216.4	11:42:43.085
10		1:43.014	36.252	34.691	32.071	217.3	11:44:26.099
11		1:38.458	36.437	34.890	27.131	217.7	11:46:04.557
12		1:37.438	36.235	34.373	26.830	218.6	11:47:41.995
13		1:37.525	36.189	34.210	27.126	218.6	11:49:19.520
14		1:37.729	36.080	34.532	27.117	218.1	11:50:57.249
15		1:46.984 P	36.349	37.302	33.333	216.8	11:52:44.233
16		8:09.307	7:04.823	37.276	27.208		12:00:53.540
17		1:37.043	36.134	34.297	26.612	216.4	12:02:30.583
18		1:36.087	35.994	33.610	26.483	216.4	12:04:06.670
19		1:53.197 P	43.462	34.861	34.874	216.4	12:05:59.867





**Hungaroring**  
**Euroformula Open**  
**Free Practice - 1**  
**Lap Analysis**

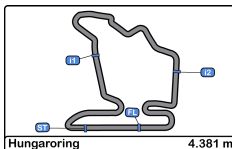


**99** Rui Andrade R Dallara F317 HWA

Drivex School

Lap	D	Time	Sector 1	Sector 2	Sector 3	T. Spd	Elapsed
1		11:26:06.122	11:24:58.750	38.708	28.664		11:26:06.122
2		1:43.787	38.369	36.912	28.506	198.1	11:27:49.909
3		1:44.605	38.285	37.305	29.015	204.1	11:29:34.514
4		1:38.774	36.558	35.069	27.147	216.4	11:31:13.288
5		1:45.001	39.365	36.944	28.692	215.5	11:32:58.289
6		1:38.310	36.505	34.819	26.986	214.7	11:34:36.599
7		1:39.325	36.738	34.814	27.773	217.7	11:36:15.924
8		1:38.327	36.641	34.624	27.062	217.3	11:37:54.251
9		1:39.005	36.361	35.414	27.230	216.4	11:39:33.256
10		1:37.834	36.231	34.535	27.068	216.0	11:41:11.090
11		1:50.845 P	37.491	39.181	34.173	216.0	11:43:01.935
12		6:44.064	5:38.628	37.532	27.904		11:49:45.999
13		1:37.634	36.357	34.415	26.862	213.4	11:51:23.633
14		<b>1:36.972</b>	36.262	<b>33.962</b>	26.748	214.2	11:53:00.605
15		1:37.065	36.282	34.067	26.716	214.7	11:54:37.670
16		1:47.961	<b>36.089</b>	40.843	31.029	216.0	11:56:25.631
17		1:43.675	37.079	38.135	28.461	212.1	11:58:09.306
18		1:36.990	36.259	34.141	<b>26.590</b>	213.4	11:59:46.296
19		1:37.040	36.184	33.997	26.859	215.5	12:01:23.336
20		1:50.885	37.633	38.010	35.242	215.1	12:03:14.221
21		1:42.961 P	36.424	34.642	31.895	215.1	12:04:57.182





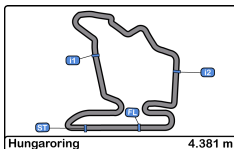
**Hungaroring**  
**Euroformula Open**  
**Free Practice - 1**  
**Best Sectors Results**



Sector - 1				Sector - 2				Sector - 3				Ideal Lap vs Best Lap				
Clas	Nº	Driver	Time	Nº	Driver	Time	Nº	Driver	Time	Clas	Nº	Driver	Ideal Lap	Best Lap	Clas	
1	33	Marino Sato	35.994	14	Yuki Tsunoda	33.566	25	Cameron Das	26.305	1	14	Yuki Tsunoda	1:36.002	1:36.050	1	
2	14	Yuki Tsunoda	36.013	22	Nobuharu Matsushita	33.591	22	Nobuharu Matsushita	26.316	2	22	Nobuharu Matsushita	1:36.066	1:36.066	2	
3	99	Rui Andrade	36.089	33	Marino Sato	33.610	26	Linus Lundqvist	26.362	3	33	Marino Sato	1:36.087	1:36.087	3	
4	25	Cameron Das	36.092	25	Cameron Das	33.802	14	Yuki Tsunoda	26.423	4	25	Cameron Das	1:36.199	1:36.235	4	
5	1	Javier Gonzalez	36.095	18	Julian Hanses	33.834	33	Marino Sato	26.483	5	26	Linus Lundqvist	1:36.352	1:36.352	5	
6	26	Linus Lundqvist	36.096	26	Linus Lundqvist	33.894	31	Billy Monger	26.508	6	99	Rui Andrade	1:36.641	1:36.972	8	
7	31	Billy Monger	36.142	30	Liam Lawson	33.913	12	Christian Hahn	26.515	7	12	Christian Hahn	1:36.703	1:36.942	7	
8	21	Calan Williams	36.149	12	Christian Hahn	33.931	8	Lukas Dunner	26.551	8	8	Lukas Dunner	1:36.719	1:36.867	6	
9	22	Nobuharu Matsushita	36.159	99	Rui Andrade	33.962	99	Rui Andrade	26.590	9	31	Billy Monger	1:36.794	1:37.020	10	
10	8	Lukas Dunner	36.192	8	Lukas Dunner	33.976	51	Aldo Festante	26.597	10	63	Nicolai Kjaergaard	1:36.928	1:37.207	13	
11	11	Teppei Natori	36.216	63	Nicolai Kjaergaard	34.012	21	Calan Williams	26.685	11	21	Calan Williams	1:36.949	1:37.112	12	
12	63	Nicolai Kjaergaard	36.226	11	Teppei Natori	34.040	63	Nicolai Kjaergaard	26.690	12	18	Julian Hanses	1:36.989	1:37.016	9	
13	12	Christian Hahn	36.257	21	Calan Williams	34.115	18	Julian Hanses	26.715	13	1	Javier Gonzalez	1:37.037	1:37.267	15	
14	7	Jack Doohan	36.309	31	Billy Monger	34.144	1	Javier Gonzalez	26.719	14	30	Liam Lawson	1:37.054	1:37.064	11	
15	30	Liam Lawson	36.358	7	Jack Doohan	34.145	7	Jack Doohan	26.768	15	11	Teppei Natori	1:37.069	1:37.236	14	
16	51	Aldo Festante	36.374	51	Aldo Festante	34.159	30	Liam Lawson	26.783	16	51	Aldo Festante	1:37.130	1:37.616	17	
17	3	Pierre Louis Chovet	36.406	1	Javier Gonzalez	34.223	3	Pierre Louis Chovet	26.795	17	7	Jack Doohan	1:37.222	1:37.284	16	
18	18	Julian Hanses	36.440	3	Pierre Louis Chovet	34.697	11	Teppei Natori	26.813	18	3	Pierre Louis Chovet	1:37.898	1:37.961	18	





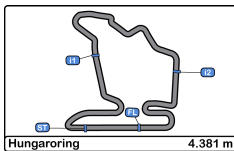


**Hungaroring**  
**Euroformula Open**  
**Free Practice - 1**  
**Best 5 Lap Times**



Cls	Nº	Entrant	Nat	Driver	Nat	Cat	Cls	Chassis - Engine	Team	Best 1		Best 2		Best 3		Best 4		Best 5	
										Time	Lap	Time	Lap	Time	Lap	Time	Lap	Time	Lap
1	14	Team Motopark	DEU	Yuki Tsunoda	JPN	R	1	Dallara F317 Spiess	Team Motopark	1:36.050	17	1:36.958	12	1:37.098	11	1:38.187	7	1:38.449	6
2	22	Carlin Motorsport	GBR	Nobuharu	JPN			Dallara F317 Spiess	Carlin Motorsport	1:36.066	6	1:42.216	2	2:03.171	4	2:06.227	7	6:11.870	5
3	33	Team Motopark	DEU	Marino Sato	JPN			Dallara F317 Spiess	Team Motopark	1:36.087	18	1:37.043	17	1:37.438	12	1:37.525	13	1:37.729	14
4	25	Team Motopark	DEU	Cameron Das	USA			Dallara F317 Spiess	Team Motopark	1:36.235	3	1:36.728	4	1:37.146	9	1:37.891	8	1:41.318	2
5	26	Double R	GBR	Linus Lundqvist	SWE	R	2	Dallara F317 HWA	Double R	1:36.352	17	1:36.831	16	1:36.966	15	1:37.596	11	1:38.290	9
6	8	Teo Martin Motorsport	ESP	Lukas Dunner	AUT			Dallara F317 HWA	Teo Martin Motorsport	1:36.867	10	1:37.142	13	1:37.194	9	1:37.330	14	1:37.745	5
7	12	Carlin Motorsport	GBR	Christian Hahn	BRA			Dallara F317 Spiess	Carlin Motorsport	1:36.942	13	1:36.965	14	1:37.179	15	1:37.679	9	1:37.779	8
8	99	Drivex School	ESP	Rui Andrade	AGO	R	3	Dallara F317 HWA	Drivex School	1:36.972	14	1:36.990	18	1:37.040	19	1:37.065	15	1:37.634	13
9	18	Team Motopark	DEU	Julian Hanses	DEU			Dallara F317 Spiess	Team Motopark	1:37.016	20	1:37.336	19	1:37.420	10	1:37.776	9	1:37.925	11
10	31	Carlin Motorsport	GBR	Billy Monger	GBR	R	4	Dallara F317 Spiess	Carlin Motorsport	1:37.020	19	1:37.431	18	1:37.515	15	1:37.636	11	1:37.898	8
11	30	Team Motopark	DEU	Liam Lawson	NZL	R	5	Dallara F317 Spiess	Team Motopark	1:37.064	17	1:37.382	10	1:38.021	3	1:41.512	15	1:42.818	5
12	21	Fortec Motorsport	GBR	Calan Williams	AUS			Dallara F317 HWA	Fortec Motorsport	1:37.112	12	1:37.159	10	1:37.293	13	1:37.308	11	1:38.318	4
13	63	Carlin Motorsport	GBR	Nicolai Kjaergaard	DNK	R	6	Dallara F317 Spiess	Carlin Motorsport	1:37.207	19	1:37.297	14	1:37.478	15	1:37.726	17	1:37.805	8
14	11	Carlin Motorsport	GBR	Teppei Natori	JPN	R	7	Dallara F317 Spiess	Carlin Motorsport	1:37.236	19	1:37.238	14	1:37.283	16	1:37.436	9	1:37.637	8
15	1	RP Motorsport	ITA	Javier Gonzalez	MEX	R	8	Dallara F317 Spiess	RP Motorsport	1:37.267	13	1:37.273	14	1:37.362	17	1:38.013	4	1:40.705	16
16	7	Double R	GBR	Jack Doohan	AUS	R	9	Dallara F317 HWA	Double R	1:37.284	12	1:37.506	13	1:38.020	22	1:38.023	19	1:38.224	7
17	51	Teo Martin Motorsport	ESP	Aldo Festante	ITA			Dallara F317 HWA	Teo Martin Motorsport	1:37.616	14	1:37.717	11	1:38.077	6	1:38.104	15	1:38.508	4
18	3	RP Motorsport	ITA	Pierre Louis Chovet	FRA	R	10	Dallara F317 Spiess	RP Motorsport	1:37.961	19	1:38.070	16	1:38.459	15	1:38.461	17	1:38.551	7



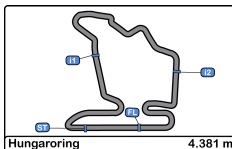


**Hungaroring**  
**Euroformula Open**  
**Free Practice - 1**  
**Best 5 Top Speeds**



Cls	Nº	Entrant	Nat	Driver	Nat	Cat	Cls	Chassis - Engine	Team	Top 1		Top 2		Top 3		Top 4		Top 5		Avg
										Km/h	Lap	Km/h	Lap	Km/h	Lap	Km/h	Lap	Km/h	Lap	
1	1	RP Motorsport	ITA	Javier Gonzalez	MEX	R	1	Dallara F317 Spiess	RP Motorsport	220.4	15	218.1	9	217.7	5	217.3	14	217.3	18	218.1
2	33	Team Motopark	DEU	Marino Sato	JPN			Dallara F317 Spiess	Team Motopark	219.0	4	218.6	12	218.6	13	218.1	14	217.7	5	218.4
3	63	Carlin Motorsport	GBR	Nicolai Kjaergaard	DNK	R	2	Dallara F317 Spiess	Carlin Motorsport	218.1	18	216.4	6	216.0	7	216.0	8	215.1	9	216.3
4	99	Drivex School	ESP	Rui Andrade	AGO	R	3	Dallara F317 HWA	Drivex School	217.7	7	217.3	8	216.4	4	216.4	9	216.0	10	216.7
5	11	Carlin Motorsport	GBR	Teppei Natori	JPN	R	4	Dallara F317 Spiess	Carlin Motorsport	217.3	7	216.8	5	216.8	9	216.4	10	216.4	20	216.7
6	18	Team Motopark	DEU	Julian Hanses	DEU			Dallara F317 Spiess	Team Motopark	217.3	7	216.8	6	215.5	8	215.1	14	214.7	10	215.9
7	30	Team Motopark	DEU	Liam Lawson	NZL	R	5	Dallara F317 Spiess	Team Motopark	217.3	7	216.0	6	215.1	11	215.1	16	214.7	3	215.6
8	3	RP Motorsport	ITA	Pierre Louis Chovet	FRA	R	6	Dallara F317 Spiess	RP Motorsport	216.8	12	216.4	10	216.4	17	216.0	9	215.5	8	216.2
9	8	Teo Martin Motorsport	ESP	Lukas Dunner	AUT			Dallara F317 HWA	Teo Martin Motorsport	216.8	6	214.7	15	214.2	4	214.2	5	214.2	10	214.8
10	12	Carlin Motorsport	GBR	Christian Hahn	BRA			Dallara F317 Spiess	Carlin Motorsport	216.8	7	216.8	9	216.4	8	216.4	10	216.0	6	216.5
11	21	Fortec Motorsport	GBR	Calan Williams	AUS			Dallara F317 HWA	Fortec Motorsport	216.8	5	216.4	10	216.0	4	215.5	13	215.1	6	216.0
12	25	Team Motopark	DEU	Cameron Das	USA			Dallara F317 Spiess	Team Motopark	216.8	10	216.0	5	215.1	4	215.1	8	215.1	9	215.6
13	26	Double R	GBR	Linus Lundqvist	SWE	R	7	Dallara F317 HWA	Double R	216.8	11	216.4	12	215.5	9	215.5	10	215.5	18	216.0
14	7	Double R	GBR	Jack Doohan	AUS	R	8	Dallara F317 HWA	Double R	216.4	7	215.5	6	215.5	8	215.1	14	215.1	17	215.5
15	22	Carlin Motorsport	GBR	Nobuharu	JPN			Dallara F317 Spiess	Carlin Motorsport	216.4	4	215.5	6	215.5	7	213.0	3	211.3	2	214.3
16	14	Team Motopark	DEU	Yuki Tsunoda	JPN	R	9	Dallara F317 Spiess	Team Motopark	216.0	7	216.0	8	215.5	6	215.1	4	214.7	13	215.4
17	51	Teo Martin Motorsport	ESP	Aldo Festante	ITA			Dallara F317 HWA	Teo Martin Motorsport	215.5	7	214.7	4	214.2	6	214.2	8	214.2	16	214.6
18	31	Carlin Motorsport	GBR	Billy Monger	GBR	R	10	Dallara F317 Spiess	Carlin Motorsport	215.1	4	215.1	9	214.7	8	214.7	18	214.2	5	214.7



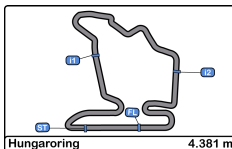


**Hungaroring**  
**Euroformula Open**  
**Free Practice - 1**  
**Fastest Laps Sequence**



Lap	Time of Day	Session Time	Nº	Entrant	Nat	Driver	Nat	Cat	Chassis - Engine	Team	Time	Km/h
2	11:27:44.512	11:27:44.512	1	RP Motorsport	ITA	Javier Gonzalez	MEX	R	Dallara F317 Spiess	RP Motorsport	1:44.933	150.3
2	11:27:49.909	11:27:49.909	99	Drivex School	ESP	Rui Andrade	AGO	R	Dallara F317 HWA	Drivex School	1:43.787	151.9
2	11:27:51.660	11:27:51.660	21	Fortec Motorsport	GBR	Calan Williams	AUS		Dallara F317 HWA	Fortec Motorsport	1:42.342	154.1
2	11:27:55.008	11:27:55.008	31	Carlin Motorsport	GBR	Billy Monger	GBR	R	Dallara F317 Spiess	Carlin Motorsport	1:39.358	158.7
3	11:30:07.832	11:30:07.832	51	Teo Martin Motorsport	ESP	Aldo Festante	ITA		Dallara F317 HWA	Teo Martin Motorsport	1:39.289	158.8
3	11:30:18.723	11:30:18.723	18	Team Motopark	DEU	Julian Hanses	DEU		Dallara F317 Spiess	Team Motopark	1:38.484	160.1
3	11:30:54.645	11:30:54.645	30	Team Motopark	DEU	Liam Lawson	NZL	R	Dallara F317 Spiess	Team Motopark	1:38.021	160.9
4	11:31:02.973	11:31:02.973	1	RP Motorsport	ITA	Javier Gonzalez	MEX	R	Dallara F317 Spiess	RP Motorsport	1:38.013	160.9
4	11:32:07.661	11:32:07.661	12	Carlin Motorsport	GBR	Christian Hahn	BRA		Dallara F317 Spiess	Carlin Motorsport	1:37.903	161.0
5	11:33:37.628	11:33:37.628	8	Teo Martin Motorsport	ESP	Lukas Dunner	AUT		Dallara F317 HWA	Teo Martin Motorsport	1:37.745	161.3
8	11:38:41.020	11:38:41.020	11	Carlin Motorsport	GBR	Teppei Natori	JPN	R	Dallara F317 Spiess	Carlin Motorsport	1:37.637	161.5
9	11:40:18.456	11:40:18.456	11	Carlin Motorsport	GBR	Teppei Natori	JPN	R	Dallara F317 Spiess	Carlin Motorsport	1:37.436	161.8
10	11:41:47.607	11:41:47.607	18	Team Motopark	DEU	Julian Hanses	DEU		Dallara F317 Spiess	Team Motopark	1:37.420	161.8
10	11:46:01.550	11:46:01.550	21	Fortec Motorsport	GBR	Calan Williams	AUS		Dallara F317 HWA	Fortec Motorsport	1:37.159	162.3
11	11:47:30.666	11:47:30.666	14	Team Motopark	DEU	Yuki Tsunoda	JPN	R	Dallara F317 Spiess	Team Motopark	1:37.098	162.4
3	11:48:15.974	11:48:15.974	25	Team Motopark	DEU	Cameron Das	USA		Dallara F317 Spiess	Team Motopark	1:36.235	163.8
6	11:53:43.401	11:53:43.401	22	Carlin Motorsport	GBR	Nobuharu	JPN		Dallara F317 Spiess	Carlin Motorsport	1:36.066	164.1
17	12:02:26.086	12:02:26.086	14	Team Motopark	DEU	Yuki Tsunoda	JPN	R	Dallara F317 Spiess	Team Motopark	1:36.050	164.2



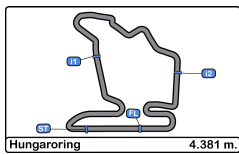


**Hungaroring**  
**Euroformula Open**  
**Free Practice - 1**  
**Event Best Maximum Speed**



Nº	Entrant	Nat	Driver	Nat	Cat	Clas	Chassis - Engine	Team	Km/h	Session
1	RP Motorsport	ITA	Javier Gonzalez	MEX	R	1	Dallara F317 Spiess	RP Motorsport	220.4	Free Practice - 1
33	Team Motopark	DEU	Marino Sato	JPN			Dallara F317 Spiess	Team Motopark	219.0	Free Practice - 1
63	Carlin Motorsport	GBR	Nicolai Kjaergaard	DNK	R	2	Dallara F317 Spiess	Carlin Motorsport	218.1	Free Practice - 1
99	Drivex School	ESP	Rui Andrade	AGO	R	3	Dallara F317 HWA	Drivex School	217.7	Free Practice - 1
11	Carlin Motorsport	GBR	Teppei Natori	JPN	R	4	Dallara F317 Spiess	Carlin Motorsport	217.3	Free Practice - 1
18	Team Motopark	DEU	Julian Hanses	DEU			Dallara F317 Spiess	Team Motopark	217.3	Free Practice - 1
30	Team Motopark	DEU	Liam Lawson	NZL	R	5	Dallara F317 Spiess	Team Motopark	217.3	Free Practice - 1
21	Fortec Motorsport	GBR	Calan Williams	AUS			Dallara F317 HWA	Fortec Motorsport	216.8	Free Practice - 1
8	Teo Martin	ESP	Lukas Dunner	AUT			Dallara F317 HWA	Teo Martin	216.8	Free Practice - 1
12	Carlin Motorsport	GBR	Christian Hahn	BRA			Dallara F317 Spiess	Carlin Motorsport	216.8	Free Practice - 1
26	Double R	GBR	Linus Lundqvist	SWE	R	6	Dallara F317 HWA	Double R	216.8	Free Practice - 1
3	RP Motorsport	ITA	Pierre Louis Chovet	FRA	R	7	Dallara F317 Spiess	RP Motorsport	216.8	Free Practice - 1
25	Team Motopark	DEU	Cameron Das	USA			Dallara F317 Spiess	Team Motopark	216.8	Free Practice - 1
7	Double R	GBR	Jack Doohan	AUS	R	8	Dallara F317 HWA	Double R	216.4	Free Practice - 1
22	Carlin Motorsport	GBR	Nobuharu	JPN			Dallara F317 Spiess	Carlin Motorsport	216.4	Free Practice - 1
14	Team Motopark	DEU	Yuki Tsunoda	JPN	R	9	Dallara F317 Spiess	Team Motopark	216.0	Free Practice - 1
51	Teo Martin	ESP	Aldo Festante	ITA			Dallara F317 HWA	Teo Martin	215.5	Free Practice - 1
31	Carlin Motorsport	GBR	Billy Monger	GBR	R	10	Dallara F317 Spiess	Carlin Motorsport	215.1	Free Practice - 1





**Hungaroring**  
**Euroformula Open**  
**Free Practice - 1**  
**Pit Stop Analysis**



**1** Javier Gonzalez R RP Motorsport  
 Dallara F317 Spiess

Nr.	In Day Time	In Time	Out Time	Pit Time	T. Pit Time	Handicap	Penalty
1	11:34:25.417	11:34:25.417	11:40:19.832	5:54.415	5:54.415		
2	11:47:14.601	11:47:14.601	11:53:46.374	6:31.773	12:26.188		

**3** Pierre Louis Chovet R RP Motorsport  
 Dallara F317 Spiess

Nr.	In Day Time	In Time	Out Time	Pit Time	T. Pit Time	Handicap	Penalty
1	11:33:38.283	11:33:38.283	11:38:34.375	4:56.092	4:56.092		
2	11:50:10.949	11:50:10.949	11:53:10.989	3:00.040	7:56.132		

**7** Jack Doohan R Double R  
 Dallara F317 HWA

Nr.	In Day Time	In Time	Out Time	Pit Time	T. Pit Time	Handicap	Penalty
1	11:40:18.364	11:40:18.364	11:42:56.555	2:38.191	2:38.191		

**8** Lukas Dunner Teo Martin Motorsport  
 Dallara F317 HWA

Nr.	In Day Time	In Time	Out Time	Pit Time	T. Pit Time	Handicap	Penalty
1	11:35:17.126	11:35:17.126	11:45:07.742	9:50.616	9:50.616		

**11** Teppei Natori R Carlin Motorsport  
 Dallara F317 Spiess

Nr.	In Day Time	In Time	Out Time	Pit Time	T. Pit Time	Handicap	Penalty
1	11:42:01.963	11:42:01.963	11:48:01.194	5:59.231	5:59.231		

**12** Christian Hahn Carlin Motorsport  
 Dallara F317 Spiess

Nr.	In Day Time	In Time	Out Time	Pit Time	T. Pit Time	Handicap	Penalty
1	11:42:13.092	11:42:13.092	11:50:20.761	8:07.669	8:07.669		

**14** Yuki Tsunoda R Team Motopark  
 Dallara F317 Spiess

Nr.	In Day Time	In Time	Out Time	Pit Time	T. Pit Time	Handicap	Penalty
1	11:38:29.523	11:38:29.523	11:42:20.519	3:50.996	3:50.996		
2	11:52:27.107	11:52:27.107	11:57:15.017	4:47.910	8:38.906		

**18** Julian Hanes Team Motopark  
 Dallara F317 Spiess

Nr.	In Day Time	In Time	Out Time	Pit Time	T. Pit Time	Handicap	Penalty
1	11:26:21.085	11:26:21.085	11:26:50.747	29.662	29.662		
2	11:51:39.858	11:51:39.858	11:57:35.537	5:55.679	6:25.341		

**21** Calan Williams Fortec Motorsport  
 Dallara F317 HWA

Nr.	In Day Time	In Time	Out Time	Pit Time	T. Pit Time	Handicap	Penalty
1	11:34:31.230	11:34:31.230	11:37:45.605	3:14.375	3:14.375		
2	11:41:12.409	11:41:12.409	11:42:44.673	1:32.264	4:46.639		
3	11:52:51.782	11:52:51.782	11:55:40.618	2:48.836	7:35.475		
4	11:57:21.090	11:57:21.090	11:57:45.365	24.275	7:59.750		
5	11:59:38.110	11:59:38.110	12:00:01.921	23.811	8:23.561		

**22** Nobuharu Matsushita Carlin Motorsport  
 Dallara F317 Spiess

Nr.	In Day Time	In Time	Out Time	Pit Time	T. Pit Time	Handicap	Penalty
1	11:45:52.696	11:45:52.696	11:50:22.750	4:30.054	4:30.054		

**25** Cameron Das Team Motopark  
 Dallara F317 Spiess

Nr.	In Day Time	In Time	Out Time	Pit Time	T. Pit Time	Handicap	Penalty
1	11:51:31.692	11:51:31.692	11:58:12.699	6:41.007	6:41.007		

**26** Linus Lundqvist R Double R  
 Dallara F317 HWA

Nr.	In Day Time	In Time	Out Time	Pit Time	T. Pit Time	Handicap	Penalty
1	11:31:48.719	11:31:48.719	11:35:46.004	3:57.285	3:57.285		
2	11:49:30.608	11:49:30.608	11:56:20.863	6:50.255	10:47.540		

**30** Liam Lawson R Team Motopark  
 Dallara F317 Spiess

Nr.	In Day Time	In Time	Out Time	Pit Time	T. Pit Time	Handicap	Penalty
1	11:26:56.289	11:26:56.289	11:27:23.243	26.954	26.954		
2	11:37:59.520	11:37:59.520	11:43:58.982	5:59.462	6:26.416		
3	11:45:56.578	11:45:56.578	11:46:25.705	29.127	6:55.543		
4	11:53:40.537	11:53:40.537	11:56:18.814	2:38.277	9:33.820		

**31** Billy Monger R Carlin Motorsport  
 Dallara F317 Spiess

Nr.	In Day Time	In Time	Out Time	Pit Time	T. Pit Time	Handicap	Penalty
1	11:39:47.328	11:39:47.328	11:47:42.629	7:55.301	7:55.301		

**33** Marino Sato Team Motopark  
 Dallara F317 Spiess

Nr.	In Day Time	In Time	Out Time	Pit Time	T. Pit Time	Handicap	Penalty
1	11:28:47.716	11:28:47.716	11:29:18.854	31.138	31.138		
2	11:52:41.397	11:52:41.397	11:59:07.985	6:26.588	6:57.726		

**51** Aldo Festante Teo Martin Motorsport  
 Dallara F317 HWA

Nr.	In Day Time	In Time	Out Time	Pit Time	T. Pit Time	Handicap	Penalty
1	11:38:45.122	11:38:45.122	11:49:59.691	11:14.56	11:14.569		9

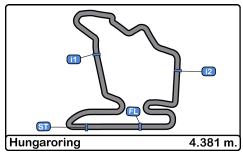
**63** Nicolai Kjaergaard R Carlin Motorsport  
 Dallara F317 Spiess

Nr.	In Day Time	In Time	Out Time	Pit Time	T. Pit Time	Handicap	Penalty
1	11:42:07.370	11:42:07.370	11:49:06.793	6:59.423	6:59.423		

**99** Rui Andrade R Drivex School  
 Dallara F317 HWA

Nr.	In Day Time	In Time	Out Time	Pit Time	T. Pit Time	Handicap	Penalty
1	11:42:59.371	11:42:59.371	11:48:02.822	5:03.451	5:03.451		

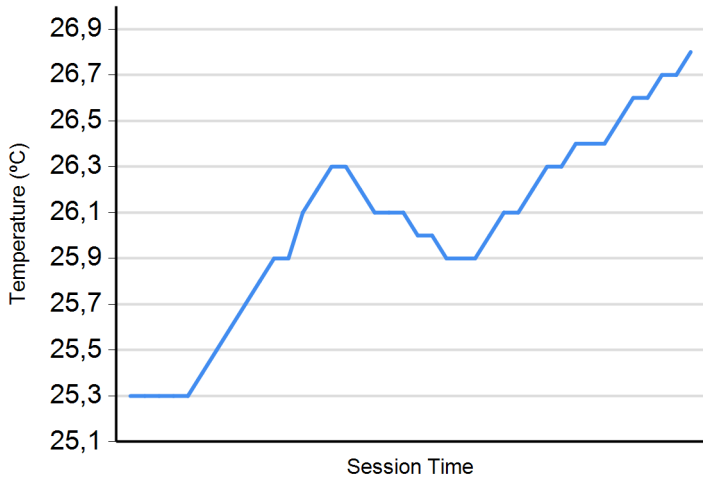




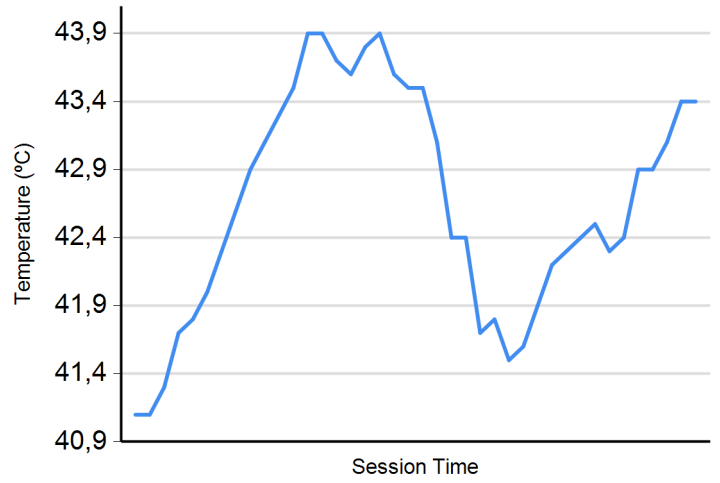
**Hungaroring**  
**Euroformula Open**  
**Free Practice - 1**  
**Weather Report**



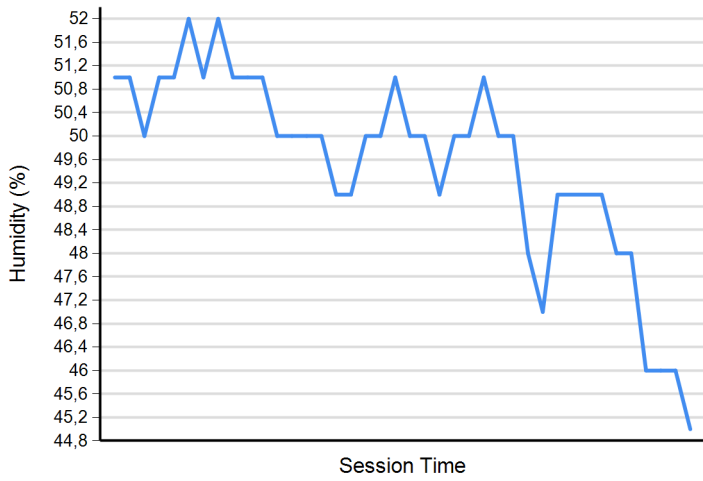
**Air Temperature**



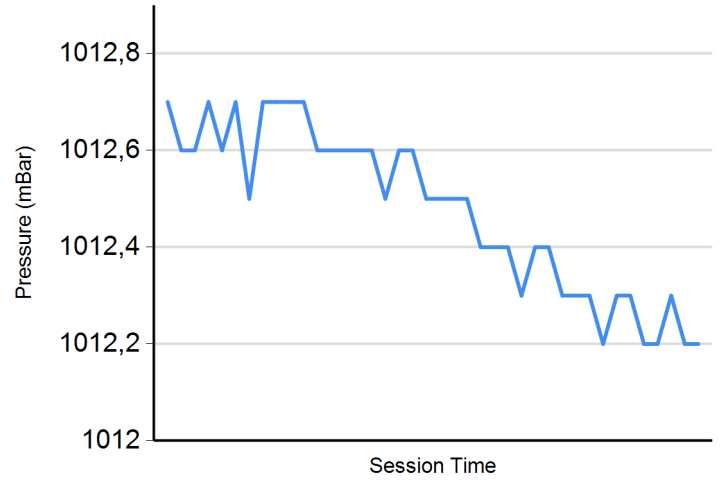
**Track Temperature**



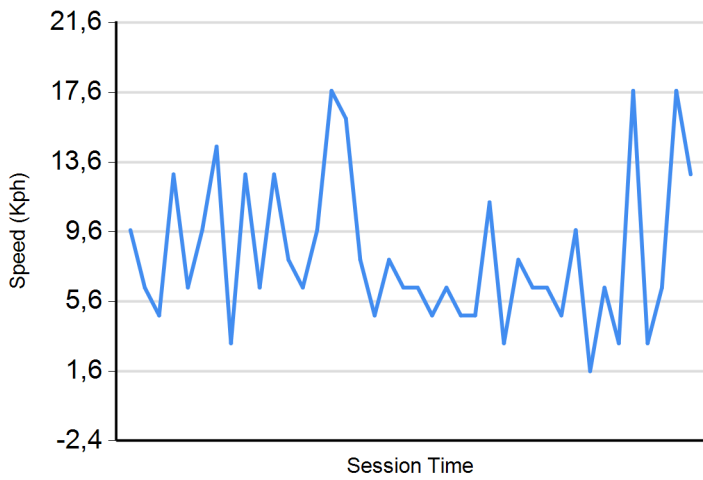
**Humidity**



**Pressure**



**Wind Speed**



**Wind direction**

North = 0°/360° Est = 90° South = 180° West = 270°

